



Full wwPDB X-ray Structure Validation Report ⓘ

May 16, 2020 – 02:12 am BST

PDB ID : 3IKM
Title : Crystal structure of human mitochondrial DNA polymerase holoenzyme
Authors : Lee, Y.-S.; Kennedy, W.D.; Yin, Y.W.
Deposited on : 2009-08-06
Resolution : 3.24 Å(reported)

This is a Full wwPDB X-ray Structure Validation Report for a publicly released PDB entry.

We welcome your comments at validation@mail.wwpdb.org

A user guide is available at

<https://www.wwpdb.org/validation/2017/XrayValidationReportHelp>

with specific help available everywhere you see the ⓘ symbol.

The following versions of software and data (see [references ⓘ](#)) were used in the production of this report:

MolProbity : 4.02b-467
Xtriage (Phenix) : 1.13
EDS : 2.11
Percentile statistics : 20191225.v01 (using entries in the PDB archive December 25th 2019)
Refmac : 5.8.0158
CCP4 : 7.0.044 (Gargrove)
Ideal geometry (proteins) : Engh & Huber (2001)
Ideal geometry (DNA, RNA) : Parkinson et al. (1996)
Validation Pipeline (wwPDB-VP) : 2.11

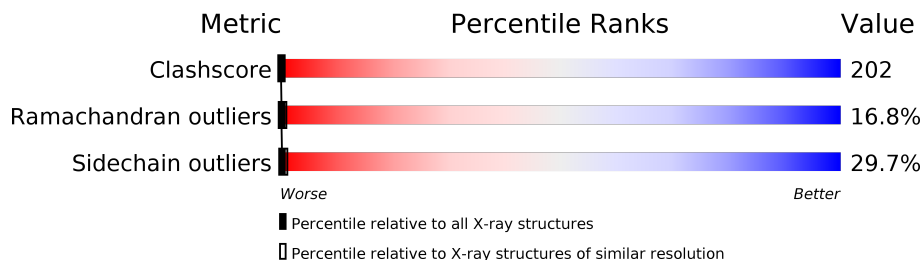
1 Overall quality at a glance

The following experimental techniques were used to determine the structure:

X-RAY DIFFRACTION

The reported resolution of this entry is 3.24 Å.

Percentile scores (ranging between 0-100) for global validation metrics of the entry are shown in the following graphic. The table shows the number of entries on which the scores are based.



Metric	Whole archive (#Entries)	Similar resolution (#Entries, resolution range(Å))
Clashscore	141614	1755 (3.28-3.20)
Ramachandran outliers	138981	1728 (3.28-3.20)
Sidechain outliers	138945	1727 (3.28-3.20)

The table below summarises the geometric issues observed across the polymeric chains and their fit to the electron density. The red, orange, yellow and green segments on the lower bar indicate the fraction of residues that contain outliers for ≥ 3 , 2, 1 and 0 types of geometric quality criteria respectively. A grey segment represents the fraction of residues that are not modelled. The numeric value for each fraction is indicated below the corresponding segment, with a dot representing fractions $\leq 5\%$.

Mol	Chain	Length	Quality of chain
1	A	1172	5% 45% 34% 9% 7%
1	D	1172	5% 43% 34% 11% 7%
2	B	427	11% 50% 17% 5% 17%
2	C	427	6% 54% 25% 8% 7%
2	E	427	6% 55% 19% . 17%
2	F	427	5% 54% 25% 8% 7%

2 Entry composition [i](#)

There are 2 unique types of molecules in this entry. The entry contains 29480 atoms, of which 0 are hydrogens and 0 are deuteriums.

In the tables below, the ZeroOcc column contains the number of atoms modelled with zero occupancy, the AltConf column contains the number of residues with at least one atom in alternate conformation and the Trace column contains the number of residues modelled with at most 2 atoms.

- Molecule 1 is a protein called DNA polymerase subunit gamma-1.

Mol	Chain	Residues	Atoms					ZeroOcc	AltConf	Trace
			Total	C	N	O	S			
1	A	1093	8681	5505	1537	1589	50	0	0	0
1	D	1094	8695	5515	1540	1590	50	0	0	0

There are 4 discrepancies between the modelled and reference sequences:

Chain	Residue	Modelled	Actual	Comment	Reference
A	354	ASN	-	SEE REMARK 999	UNP P54098
A	355	SER	-	SEE REMARK 999	UNP P54098
D	354	ASN	-	SEE REMARK 999	UNP P54098
D	354A	SER	-	SEE REMARK 999	UNP P54098


- Molecule 2 is a protein called DNA polymerase subunit gamma-2.

Mol	Chain	Residues	Atoms					ZeroOcc	AltConf	Trace
			Total	C	N	O	S			
2	B	355	2871	1840	504	511	16	0	0	0
2	C	396	3181	2031	563	571	16	0	0	0
2	E	355	2871	1840	504	511	16	0	0	0
2	F	396	3181	2031	563	571	16	0	0	0

3 Residue-property plots

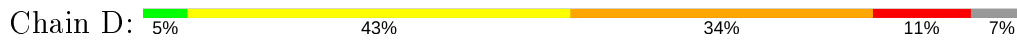
These plots are drawn for all protein, RNA and DNA chains in the entry. The first graphic for a chain summarises the proportions of the various outlier classes displayed in the second graphic. The second graphic shows the sequence view annotated by issues in geometry. Residues are color-coded according to the number of geometric quality criteria for which they contain at least one outlier: green = 0, yellow = 1, orange = 2 and red = 3 or more. Stretches of 2 or more consecutive residues without any outlier are shown as a green connector. Residues present in the sample, but not in the model, are shown in grey.

- Molecule 1: DNA polymerase subunit gamma-1

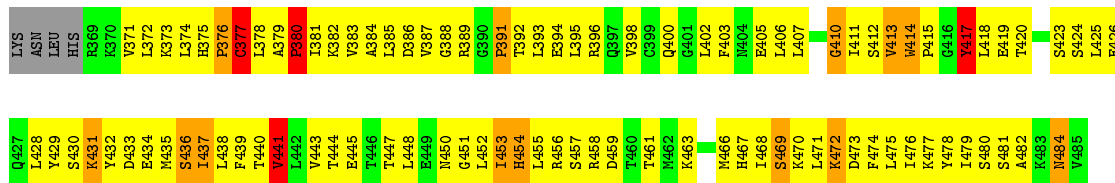


R852	C913	L973	A1033	M1093	L1153	P1213	M1098	A1033	L973	C913	R852
R853	T914	T974	R1034	T1094	Q1154	Q1214	T1094	R1034	T974	T914	R853
A854	A915	G975	K1035	S1095	T1155	A1217	S1095	K1035	G975	A915	A854
V855	F916	R976	L1036	L1096	T1156	L1218	L1096	L1036	R976	F916	V855
E856	G917	E977	Q1037	V1097	M1157	D1219	V1097	Q1037	E977	G917	E856
R857	W918	R978	M1038	M1098	L1158	D1219	M1098	M1038	R978	W918	R857
T858	R919	A979	K1039	H1099	L1159	L1220	H1099	K1039	A979	R919	T858
M859	T920	E980	K1040	V1100	T1160	Y1221	V1100	K1040	E980	T920	M859
L860	L921	R981	W1041	L1101	R1161	Q1222	L1101	W1041	R981	L921	L860
T861	Q922	A982	E1042	Q1102	M1162	I1223	Q1102	E1042	A982	Q922	T861
A862	G923	A983	L1043	S1103	M1163	I1224	S1103	L1043	A983	G923	A862
S863	R924	Q984	V1044	H1104	F1164	E1225	H1104	V1044	Q984	R924	S863
A864	K925	N985	A1045	A1105	A1165	L1226	A1105	A1045	N985	K925	A864
A865	S926	Y986	E1046	V1106	Y1166	T1227	V1106	E1046	Y986	S926	A865
R866	R927	A987	R1047	D1107	K1167	K1228	D1107	R1047	A987	R927	R866
R867	G928	A988	A1048	Y1108	L1168	G1229	Y1108	A1048	A988	G928	R867
D868	T929	R989	W1049	L1109	G1169	S1230	L1109	W1049	R989	T929	D868
R869	D930	R990	K1050	H1110	L1170	L1231	H1110	K1050	R990	D930	R869
W870	G931	G991	G1051	L1111	M1171	E1232	L1111	G1051	G991	G931	W870
G871	H932	L992	L1052	M1112	D1172	K1233	M1112	L1052	L992	H932	G871
S872	R933	R993	T1053	L1113	L1173	R1234	T1053	T1053	R993	R933	S872
E873	K934	K994	E1054	V1114	Q1174	S1235	V1114	E1054	K994	K934	E873
L874	T935	Y995	L1055	A1115	Q1175	Q1236	A1115	L1055	Y995	T935	L874
K875	A936	R996	E1056	M1116	S1176	M1237	M1116	E1056	R996	A936	K875
A876	T937	L997	M1057	K1117	V1177	G1238	K1117	M1057	L997	T937	A876
M877	T938	S998	F1058	W1118	A1178	P1239	W1118	F1058	S998	T938	M877
V878	V939	D999	M1059	L1119	F1179	A997	L1119	M1059	D999	V939	V878
Q879	G940	E1000	K1060	F1120	L1180	A998	F1120	K1060	E1000	G940	Q879
A880	I941	I941	L1061	E1121	S1181	A999	E1121	L1061	I941	I941	A880
P881	S942	S942	E1062	E1122	A1182	V1000	E1122	E1062	S942	S942	P881
P882	R943	H1003	S1063	F1123	V1183	R1011	F1123	S1063	H1003	R943	P882
G883	E944	L1004	L1064	A1124	L1184	K1012	A1124	L1064	E944	L1004	G883
H884	H945	V1005	A1065	L1125	L1185	Q1013	L1125	A1065	H945	V1005	H884
T885	A946	L1006	T1066	D1126	R1186	V1014	D1126	T1066	A946	L1006	T885
L886	K947	E1007	S1067	G1127	L1187	E1015	G1127	S1067	K947	E1007	L886
V887	I948	L1008	D1068	R1128	C1188	W1069	R1128	D1068	I948	L1008	V887
D880	F949	M1009	I1069	F1129	L1189	L1070	F1129	I1069	F949	M1009	D880
V891	M950	L1010	P1070	C1130	R1190	Q1018	C1130	P1070	M950	L1010	V891
D892	Y951	V1012	R1071	I1131	K1191	K1019	I1131	R1071	Y951	V1012	D892
S893	G952	T1013	T1072	S1132	E1192	H110	S1132	T1072	G952	T1013	S893
Q894	I954	D1014	P1073	I1133	V1193	G1111	I1133	P1073	I954	D1014	Q894
E895	Y955	T1015	L1074	H1134	M1195	W113	H1134	L1074	Y955	T1015	E895
L896	G956	E1016	LEU	D1135	M1195	G114	D1135	LEU	G956	E1016	L896
M897	A957	G1017	CYS	V1136	C1197	Q115	V1136	CYS	A957	G1017	M897
I898	Q958	G1018	CYS	R1138	K1198	P116	R1138	CYS	Q958	G1018	I898
A899	Q959	W1019	ILE	Y1139	L1199	A117	Y1139	ILE	Q959	W1019	A899
A900	P960	L1020	ARG	L1140	P1200	V1118	L1140	ARG	P960	L1020	A900
V901	F961	S1021	ARG	V1141	S1201	P1119	V1141	ARG	F961	S1021	V901
G903	A962	L1022	ALA	R1142	M1202	L120	R1142	ALA	A962	L1022	G903
D904	E963	Q1023	LEU	E1143	P1203	L244	E1143	LEU	E963	Q1023	D904
A905	R964	D1024	GLU	T1204	T1204	L245	T1204	GLU	R964	D1024	A905
H906	L965	L1025	PRO	L1205	M1205	P246	L1205	PRO	L965	L1025	H906
F907	L966	R1026	SER	D1146	M1206	L247	D1146	SER	L966	R1026	F907
A908	M967	K1027	ALA	Y1147	E1207	A188	Y1147	ALA	M967	K1027	A908
G909	Q968	V1028	VAL	R1148	R1208	V248	R1148	VAL	Q968	V1028	G909
M910	F969	Q1029	GLN	A1149	A1209	P190	A1149	GLN	F969	Q1029	M910
R911	M970	E1030	ETI090	A1150	Y1210	L311	A1150	ETI090	M970	E1030	R911
G912	R972	T1032	F1092	A1152	L1212	A253	A1152	F1092	R972	T1032	G912


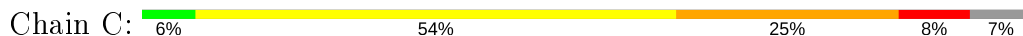
• Molecule 1: DNA polymerase subunit gamma-1



R70	G132	A194	S254	A314	E372	V432	L492	G554	R70
H71	D133	L195	S255	A315	F373	S433	Q493	H595	H71
M72	M134	V196	P256	K316	R374	Y434	E494	T595	M72
P73	L135	F197	T257	Q317	E375	L435	F495	L595	P73
L74	L136	Q198	Q258	G318	L376	P436	K496	L596	L74
D75	Q137	W199	R259	G319	F377	V437	Q497	L597	D75
I76	H138	E200	D260	H139	V378	W438	K498	F598	I76
Q77	F139	V201	W261	L140	K379	Q439	K499	R599	Q77
M78	Q122	C202	Q262	VAL	G380	M440	A500	R601	M78
L79	L141	L203	E263	GLN	T381	W441	K501	P602	L79
S80	A142	A204	Q264	PRO	M382	N442	K502	Q542	S80
R81	A143	E205	L265	THR	K383	R443	K503	H543	R81
G82	E144	G206	V266	THR	D384	Y444	K504	L544	G82
L83	K145	E207	V267	LYS	I385	L445	K505	F545	L83
H84	Q146	C208	G268	GLN	R386	A446	E506	G546	H84
E85	S147	P209	H269	GLY	E387	E447	T509	H547	E85
Q86	L148	L210	M270	GLN	R388	A448	F510	K548	Q86
I87	P149	T211	V271	LYS	F389	Q449	G511	L549	I87
F88	L150	A212	S272	SER	Q390	G450	S511	M549	F88
G89	L151	V213	F273	GLN	D391	T451	K511	L549	G89
Q90	E152	A214	D274	ARG	L392	Y452	L513	L549	Q90
G91	A153	I215	R275	LYS	M393	E453	P514	K575	G91
G92	S1235	S216	A276	ALA	Q394	E454	L515	L575	G92
P95	M155	P217	H277	ARG	Y395	L455	C577	L576	P95
G96	L156	S218	I278	ARG	C396	Q456	G517	P578	G96
S97	L157	A219	R279	GLY	A397	R457	A518	R579	S97
A98	Q161	W220	E280	PRO	Q398	E458	G519	L580	A98
R99	A98	Y221	Q281	ALA	D399	M459	A520	D581	R99
A99	L162	S222	Y282	ILE	L460	K460	P521	A584	A99
V100	P163	W223	K283	SER	W461	V460	G522	L584	V100
R101	P164	C224	L284	SER	A462	A402	S523	L585	R101
A102	K165	S225	Q285	K345	T403	L463	P524	T586	A102
S103	P166	Q226	S286	D346	R404	M464	M525	P587	S103
V104	P167	R227	S287	W347	E405	D465	D526	G588	V104
E105	L168	L228	L288	L348	L466	F406	Q528	P589	E105
H106	W169	V229	M289	D349	F407	M468	D529	L591	H106
L107	A170	E230	R290	I350	Q408	W468	L530	L592	L107
Q108	W171	E231	F291	S351	Q409	D468	R531	L593	Q108
K109	A172	R232	L292	S352	Q410	A470	G531	S593	K109
H110	E173	Y233	D293	V353	L411	C471	P532	L594	H110
G111	G174	S234	T294	N354	P412	Q472	C533	G595	G111
L112	W175	W235	M295	SER	L413	L473	M596	L596	L112
W113	T176	T236	T296	ASN	F414	L474	E536	R597	W113
G114	R177	S237	M297	S355	L415	S475	E537	V598	G114
Q115	Y178	Q238	H298	L356	E416	G476	E538	T599	Q115
P116	G179	L239	M299	A357	R417	E477	F539	P600	P116
A117	P180	S240	A300	E358	C418	R478	K601	R600	A117
V118	E181	P241	I301	V359	P419	Y479	L602	L600	V118
P119	G182	A242	S302	H360	H420	K480	M603	M603	P119
L120	E183	D243	G303	R361	P421	E481	V543	A604	L120
P121	A184	L244	L304	L362	V422	D482	M544	L605	P121
D122	V185	I245	S305	Y363	T423	P483	M544	T606	D122
L123	P186	P246	S306	V364	L424	W484	R546	W607	L123
R126	L187	E247	F307	G365	A425	L485	A547	D608	R126
L127	A188	V248	Q308	G366	G426	W486	C548	G609	L127
E128	H189	Y249	R309	P367	M427	D487	L549	P610	E128
P129	P190	P250	S310	P368	L428	L488	Q550	F611	P129
L130	E191	T251	L311	L369	W429	E489	L551	H613	L130
A131	E192	G252	E192	L430	W430	L552	L552	H614	A131
Y131	R193	A253	I313	K371	G431	K553	Y614	Y614	Y131



• Molecule 2: DNA polymerase subunit gamma-2

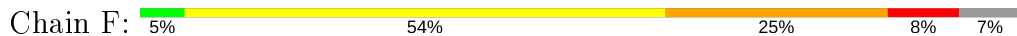


SER	T420
PHE	M421
THR	Q422
ARG	S423
LYS	S424
LYS	L425
ASN	E426
LEU	Q427
HIS	L428
K369	Y429
K370	S430
V371	K431
L372	Y432
K373	D433
L374	E434
H375	M435
P376	S436
C377	I437
L378	F438
A379	F439
P380	T440
K381	V441
K382	L442
V383	V443
A384	T444
L385	E445
D386	T446
V387	T447
G388	L448
R389	E449
G390	M450
P391	G451
L392	L452
L393	E453
E394	R454
L395	L455
R396	R456
Q397	S457
V398	R458
C399	D459
Q400	T460
Q401	T461
L402	M462
F403	K463
M404	E464
E405	M465
L406	M466
L407	H467
E408	I468
M409	S469
G410	K470
I411	L471
S412	K472
V413	D473
W414	F474
P415	L475
G416	I476
Y417	K477
L418	V478
L419	S480
L418	S481
E419	A482

T420	S480
M421	S481
Q422	A482
S423	K483
S424	M484
L425	V485
E426	
Q427	
L428	
Y429	
S430	
K431	
Y432	
D433	
E434	
M435	
S436	
I437	
F438	
F439	
T440	
V441	
L442	
V443	
T444	
E445	
T446	
T447	
L448	
E449	
M450	
G451	
L452	
E453	
R454	
L455	
R456	
S457	
R458	
D459	
T460	
T461	
M462	
K463	
E464	
M465	
M466	
H467	
I468	
S469	
K470	
L471	
K472	
D473	
F474	
L475	
I476	
K477	
V478	
S480	
S481	
A482	

S480
S481
A482
K483
M484
V485

• Molecule 2: DNA polymerase subunit gamma-2



A59	L106
F60	R107
S61	K108
S62	V109
S63	L110
D64	A111
E67	A112
A68	E113
L69	W114
L70	L115
E71	L116
L72	L117
C73	S117
Q74	V118
R75	V119
R76	V120
H77	
F78	
L79	
S80	
G81	
S82	
K83	
O84	
Q85	
L86	
S87	
R88	
D89	
S90	
L91	
L92	
S93	
G94	
C95	
H96	
F97	
G98	
F99	
G100	
P101	
L102	
G103	

F121	L181
R122	R182
E123	E183
Q124	M184
V125	L185
F126	L186
P127	H187
V128	G188
A129	A189
L130	L190
L131	E191
H132	H192
H133	Y193
K134	V194
P135	M195
G136	C196
P137	L197
L138	D198
L139	L199
P140	M200
G141	N201
D142	K202
S143	R203
A144	L204
F145	P205
R146	Y206
VAL	G207
SER	L208
ALA	A209
GLU	Q210
THR	T211
THR	G212
LEU	G213
ARG	C214
GLU	F215
ILE	H216
LEU	P217
GLN	V218
ASP	F219
LYS	D220
GLU	T221
LEU	K222
SER	K223
LYS	K224
GLU	M226
GLN	G227
LEU	V228
VAL	K229
ALA	S230
PHE	L231
LEU	G232
GLU	E233
ASN	K234
VAL	T235
LEU	L236
LYS	A237
THR	S238
S178	L239
L179	V240
K180	W241

L181	F242
R182	T243
E183	F244
M184	P245
L185	R246
L186	T247
H187	S248
G188	M249
A189	Q250
L190	N251
E191	L252
H192	D253
Y193	F254
V194	M255
M195	L256
C196	R257
L197	H258
D198	R259
L199	L260
M200	Q261
N201	M262
K202	M263
R203	R264
L204	K265
P205	F266
Y206	A267
G207	M268
L208	S269
A209	P270
Q210	S271
T211	M272
G212	F273
G213	C334
C214	S335
F215	L336
H216	S337
P217	V338
V218	Q339
F219	Q400
D220	G340
T221	D341
K222	L342
K223	M404
K224	E405
M226	L406
G227	L407
V228	E408
K229	M409
S230	G410
L231	I411
G232	S412
E233	V413
K234	W414
T235	F354
L236	G416
A237	Y417
S238	L356
L239	K297
V240	E298
W241	L299
	S300
	E301

F242	T302
T243	L303
F244	W304
P245	M305
R246	L306
T247	G307
S248	D308
M249	H309
Q250	E310
N251	L311
L252	L312
D253	H313
F254	K314
M255	Y315
L256	F316
R257	G317
H258	A379
R259	P380
L260	L381
Q261	K382
M262	V383
M263	G324
R264	L385
K265	D386
F266	V387
A267	G388
M268	R389
S269	G390
P270	P391
S271	V331
M272	V332
F273	P333
C334	G334
S335	L395
L336	R396
S337	V397
V338	V398
Q339	C399
Q400	Q400
G340	G401
D341	L402
L342	F403
M404	M404
E405	E405
L406	L406
L407	L407
E408	E408
M409	M409
G410	G410
I411	I411
S412	S412
V413	V413
W414	W414
F354	F354
G416	G416
Y417	Y417
L356	L356
K297	K297
E298	E298
L299	L299
S300	S300
E301	E301

T302	R363
L303	K364
W304	M365
M305	N366
L306	L367
G307	H368
D308	R369
H309	K370
E310	V371
L311	L372
L312	K373
H313	L374
K314	H375
Y315	P376
F316	C377
G317	L378
A379	F439
P380	T440
L381	V441
K382	L442
V383	V443
G324	E445
L385	T446
D386	T447
V387	L448
G388	E449
R389	M450
G390	G451
P391	L452
V331	L453
V332	H454
P333	L455
G334	R456
L395	S457
R396	R458
V397	D459
V398	T460
C399	T461
Q400	M462
G401	K463
L402	E464
F403	M465
M404	M466
E405	H467
L406	L468
L407	S469
E408	K470
M409	L471
G410	M472
I411	D473
S412	F474
V413	L475
W414	L476
F354	K477
G416	Y478
Y417	L479
L356	S480
K297	S481
E298	A482
L299	
S300	
E301	

R363	S423
K364	S424
M365	L425
N366	E426
L367	Q427
H368	L428
R369	Y429
K370	S430
V371	K431
L372	Y432
K373	D433
L374	E434
H375	M435
P376	S436
C377	L437
L378	L438
F439	F439
T440	T440
V441	V441
L442	L442
V443	V443
E445	E445
T446	T446
T447	T447
L448	L448
E449	E449
M450	M450
G451	G451
L452	L452
L453	L453
H454	H454
L455	L455
R456	R456
S457	S457
R458	R458
D459	D459
T460	T460
T461	T461
M462	M462
K463	K463
E464	E464
M465	M465
M466	M466
H467	H467
L468	L468
S469	S469
K470	K470
L471	L471
M472	M472
D473	D473
F474	F474
L475	L475
L476	L476
K477	K477
Y478	Y478
L479	L479
S480	S480
S481	S481
A482	A482

K483	S480
M484	S481
V485	A482

4 Data and refinement statistics

Property	Value	Source
Space group	P 32	Depositor
Cell constants a, b, c, α , β , γ	138.39Å 138.39Å 226.31Å 90.00° 90.00° 120.00°	Depositor
Resolution (Å)	46.92 – 3.24 46.92 – 3.25	Depositor EDS
% Data completeness (in resolution range)	89.5 (46.92-3.24) 89.5 (46.92-3.25)	Depositor EDS
R_{merge}	(Not available)	Depositor
R_{sym}	(Not available)	Depositor
$\langle I/\sigma(I) \rangle$ ¹	1.35 (at 3.25Å)	Xtriage
Refinement program	CNS 1.2	Depositor
R, R_{free}	0.284 , 0.303 0.362 , (Not available)	Depositor DCC
R_{free} test set	No test flags present.	wwPDB-VP
Wilson B-factor (Å ²)	91.9	Xtriage
Anisotropy	0.045	Xtriage
Bulk solvent k_{sol} (e/Å ³), B_{sol} (Å ²)	0.28 , 64.6	EDS
L-test for twinning ²	$\langle L \rangle = 0.49$, $\langle L^2 \rangle = 0.32$	Xtriage
Estimated twinning fraction	0.022 for -h,-k,l 0.468 for h,-h-k,-l 0.023 for -k,-h,-l	Xtriage
F_o, F_c correlation	0.83	EDS
Total number of atoms	29480	wwPDB-VP
Average B, all atoms (Å ²)	85.0	wwPDB-VP

Xtriage's analysis on translational NCS is as follows: *The largest off-origin peak in the Patterson function is 2.11% of the height of the origin peak. No significant pseudotranslation is detected.*

¹ Intensities estimated from amplitudes.

² Theoretical values of $\langle |L| \rangle$, $\langle L^2 \rangle$ for acentric reflections are 0.5, 0.333 respectively for untwinned datasets, and 0.375, 0.2 for perfectly twinned datasets.

5 Model quality

5.1 Standard geometry

The Z score for a bond length (or angle) is the number of standard deviations the observed value is removed from the expected value. A bond length (or angle) with $|Z| > 5$ is considered an outlier worth inspection. RMSZ is the root-mean-square of all Z scores of the bond lengths (or angles).

Mol	Chain	Bond lengths		Bond angles	
		RMSZ	# Z >5	RMSZ	# Z >5
1	A	0.72	10/8913 (0.1%)	1.33	149/12100 (1.2%)
1	D	0.81	18/8927 (0.2%)	1.45	161/12118 (1.3%)
2	B	0.60	2/2944 (0.1%)	0.99	16/3981 (0.4%)
2	C	0.68	0/3262	1.31	47/4411 (1.1%)
2	E	0.67	6/2944 (0.2%)	1.11	23/3981 (0.6%)
2	F	0.64	0/3262	1.28	37/4411 (0.8%)
All	All	0.72	36/30252 (0.1%)	1.31	433/41002 (1.1%)

Chiral center outliers are detected by calculating the chiral volume of a chiral center and verifying if the center is modelled as a planar moiety or with the opposite hand. A planarity outlier is detected by checking planarity of atoms in a peptide group, atoms in a mainchain group or atoms of a sidechain that are expected to be planar.

Mol	Chain	#Chirality outliers	#Planarity outliers
1	A	0	4
1	D	1	3
2	B	0	1
2	C	0	1
2	E	1	2
2	F	0	1
All	All	2	12

All (36) bond length outliers are listed below:

Mol	Chain	Res	Type	Atoms	Z	Observed(Å)	Ideal(Å)
1	D	358	GLU	CG-CD	12.87	1.71	1.51
2	E	385	LEU	CA-CB	-11.49	1.27	1.53
1	D	352	SER	N-CA	9.45	1.65	1.46
1	A	232	ARG	N-CA	-8.85	1.28	1.46
2	E	382	LYS	N-CA	-8.69	1.28	1.46
2	B	280	ASP	C-O	-8.67	1.06	1.23
1	D	352	SER	CA-C	8.29	1.74	1.52
1	D	358	GLU	CB-CG	-8.14	1.36	1.52

Continued on next page...

Continued from previous page...

Mol	Chain	Res	Type	Atoms	Z	Observed(Å)	Ideal(Å)
1	D	249	VAL	CB-CG1	-7.88	1.36	1.52
1	A	232	ARG	CA-CB	-7.53	1.37	1.53
1	A	216	SER	CB-OG	-7.33	1.32	1.42
1	D	361	ARG	CZ-NH1	7.17	1.42	1.33
1	A	232	ARG	CB-CG	7.12	1.71	1.52
1	D	280	GLU	CG-CD	7.10	1.62	1.51
1	D	359	VAL	CB-CG2	-6.86	1.38	1.52
1	D	358	GLU	CD-OE1	6.86	1.33	1.25
1	A	870	VAL	CB-CG1	-6.53	1.39	1.52
1	A	231	GLU	C-O	-6.29	1.11	1.23
1	D	280	GLU	CB-CG	6.28	1.64	1.52
1	D	915	ALA	CA-CB	-6.13	1.39	1.52
1	A	1038	TRP	CB-CG	6.08	1.61	1.50
2	E	382	LYS	CB-CG	-5.93	1.36	1.52
2	E	331	VAL	CA-CB	5.91	1.67	1.54
2	E	382	LYS	CA-CB	5.84	1.66	1.53
1	A	239	LEU	CA-CB	-5.77	1.40	1.53
1	D	870	VAL	CA-CB	-5.77	1.42	1.54
2	B	281	GLU	CG-CD	5.65	1.60	1.51
1	D	248	GLU	N-CA	-5.54	1.35	1.46
2	E	381	ILE	C-O	-5.51	1.12	1.23
1	A	229	VAL	CA-CB	5.42	1.66	1.54
1	A	229	VAL	N-CA	5.40	1.57	1.46
1	D	503	VAL	CA-CB	5.36	1.66	1.54
1	D	870	VAL	CB-CG1	-5.33	1.41	1.52
1	D	361	ARG	CB-CG	5.31	1.66	1.52
1	D	869	ARG	CG-CD	-5.14	1.39	1.51
1	D	359	VAL	C-O	5.09	1.33	1.23

All (433) bond angle outliers are listed below:

Mol	Chain	Res	Type	Atoms	Z	Observed(°)	Ideal(°)
2	E	382	LYS	N-CA-C	16.56	155.72	111.00
2	E	385	LEU	N-CA-C	16.34	155.11	111.00
1	D	248	GLU	CA-C-N	-14.80	84.64	117.20
2	B	280	ASP	C-N-CA	14.32	157.51	121.70
1	A	1212	ILE	C-N-CD	-12.99	92.03	120.60
1	D	347	TRP	N-CA-C	12.67	145.20	111.00
1	D	171	TRP	N-CA-C	-12.65	76.84	111.00
1	D	721	ALA	N-CA-C	-12.53	77.17	111.00
1	D	810	SER	N-CA-C	-12.41	77.49	111.00
1	D	559	LEU	CA-CB-CG	12.39	143.80	115.30

Continued on next page...

Continued from previous page...

Mol	Chain	Res	Type	Atoms	Z	Observed(°)	Ideal(°)
1	D	1037	GLN	N-CA-C	11.88	143.06	111.00
1	A	379	LYS	N-CA-C	-11.75	79.27	111.00
2	E	382	LYS	N-CA-CB	-11.64	89.64	110.60
1	D	206	GLY	N-CA-C	-11.61	84.07	113.10
2	F	319	VAL	N-CA-C	-11.45	80.09	111.00
2	E	381	ILE	CA-C-N	-11.32	92.29	117.20
1	A	239	LEU	N-CA-C	11.07	140.90	111.00
1	D	627	ARG	N-CA-C	-11.03	81.21	111.00
1	D	358	GLU	OE1-CD-OE2	-11.03	110.07	123.30
1	A	1025	LEU	CA-CB-CG	-11.00	90.01	115.30
1	D	352	SER	O-C-N	-10.95	105.19	122.70
1	D	132	GLY	N-CA-C	10.77	140.03	113.10
2	E	384	ALA	N-CA-C	10.75	140.02	111.00
2	C	448	LEU	CA-CB-CG	10.65	139.80	115.30
1	A	238	GLN	CA-CB-CG	10.65	136.82	113.40
1	A	533	CYS	N-CA-C	-10.62	82.31	111.00
1	A	609	GLY	N-CA-C	-10.62	86.56	113.10
1	D	248	GLU	O-C-N	10.50	139.50	122.70
2	F	286	GLY	N-CA-C	-10.46	86.95	113.10
1	A	274	ASP	N-CA-C	-10.45	82.79	111.00
1	D	737	GLY	N-CA-C	-10.43	87.03	113.10
1	D	1069	ILE	C-N-CD	-10.22	98.12	120.60
2	F	208	LEU	CA-CB-CG	-10.11	92.05	115.30
1	D	274	ASP	N-CA-C	-10.05	83.85	111.00
2	C	460	THR	N-CA-C	-9.87	84.35	111.00
2	B	340	GLY	N-CA-C	-9.84	88.49	113.10
2	C	319	VAL	N-CA-C	-9.72	84.77	111.00
1	D	351	SER	N-CA-C	-9.71	84.80	111.00
1	D	736	ASN	N-CA-C	9.60	136.92	111.00
2	E	78	PHE	N-CA-C	-9.54	85.25	111.00
2	E	385	LEU	N-CA-CB	-9.49	91.41	110.40
1	A	1205	GLY	N-CA-C	-9.49	89.37	113.10
1	D	1196	ASP	N-CA-C	-9.49	85.38	111.00
2	E	381	ILE	C-N-CA	9.48	145.40	121.70
1	D	672	GLU	N-CA-C	-9.47	85.44	111.00
1	D	786	ALA	N-CA-C	-9.45	85.49	111.00
2	F	357	THR	N-CA-C	-9.38	85.69	111.00
2	C	208	LEU	CA-CB-CG	-9.27	93.97	115.30
1	D	167	PRO	N-CA-C	-9.25	88.06	112.10
2	F	121	PHE	N-CA-C	9.14	135.67	111.00
2	C	450	ASN	N-CA-C	-9.12	86.37	111.00
1	A	1010	LEU	CA-CB-CG	-9.08	94.41	115.30

Continued on next page...

Continued from previous page...

Mol	Chain	Res	Type	Atoms	Z	Observed(°)	Ideal(°)
2	C	303	LEU	N-CA-C	9.05	135.44	111.00
1	D	645	VAL	N-CA-C	8.99	135.27	111.00
1	D	115	GLN	C-N-CD	-8.98	100.84	120.60
1	D	178	TYR	N-CA-C	-8.97	86.78	111.00
2	C	342	LEU	N-CA-C	-8.96	86.81	111.00
1	D	726	LYS	N-CA-C	8.91	135.05	111.00
2	C	454	HIS	N-CA-C	-8.86	87.09	111.00
1	A	627	ARG	N-CA-C	-8.85	87.11	111.00
1	A	523	ASP	N-CA-C	-8.84	87.13	111.00
2	C	279	GLN	N-CA-C	8.80	134.76	111.00
1	A	238	GLN	N-CA-C	8.77	134.68	111.00
1	D	615	SER	N-CA-C	-8.74	87.41	111.00
1	D	346	ASP	C-N-CA	-8.71	99.93	121.70
2	C	399	CYS	N-CA-C	-8.66	87.62	111.00
2	F	460	THR	N-CA-C	-8.65	87.64	111.00
1	A	923	GLY	N-CA-C	-8.51	91.83	113.10
1	D	787	SER	N-CA-C	-8.48	88.11	111.00
1	D	879	GLN	N-CA-C	8.47	133.87	111.00
1	A	1044	VAL	N-CA-C	-8.43	88.23	111.00
1	A	178	TYR	N-CA-C	-8.39	88.35	111.00
2	C	452	LEU	CA-CB-CG	8.38	134.57	115.30
1	A	938	THR	N-CA-C	-8.31	88.55	111.00
1	A	1212	ILE	N-CA-C	8.29	133.37	111.00
2	F	471	LEU	CA-CB-CG	-8.28	96.27	115.30
2	C	390	GLY	N-CA-C	8.25	133.72	113.10
2	C	456	ARG	N-CA-C	8.24	133.26	111.00
1	D	360	HIS	N-CA-C	-8.21	88.84	111.00
1	D	523	ASP	N-CA-C	-8.20	88.85	111.00
1	D	279	ARG	N-CA-C	8.17	133.07	111.00
1	D	176	THR	N-CA-C	8.15	133.02	111.00
1	D	533	CYS	N-CA-C	-8.15	88.98	111.00
1	D	1010	LEU	CA-CB-CG	-8.15	96.55	115.30
2	C	357	THR	N-CA-C	-8.15	89.00	111.00
2	F	320	SER	N-CA-C	8.15	133.00	111.00
1	D	1027	LYS	N-CA-C	8.12	132.91	111.00
1	D	735	GLY	N-CA-C	8.10	133.35	113.10
2	F	342	LEU	N-CA-C	-8.09	89.16	111.00
1	D	1233	LYS	N-CA-C	-8.08	89.19	111.00
1	D	576	LEU	CA-CB-CG	8.06	133.85	115.30
2	F	390	GLY	N-CA-C	8.02	133.14	113.10
1	D	606	THR	N-CA-C	7.99	132.57	111.00
1	A	79	LEU	N-CA-C	-7.97	89.48	111.00

Continued on next page...

Continued from previous page...

Mol	Chain	Res	Type	Atoms	Z	Observed(°)	Ideal(°)
1	D	1069	ILE	N-CA-C	-7.95	89.53	111.00
2	F	279	GLN	N-CA-C	7.93	132.42	111.00
2	F	339	ASN	N-CA-C	-7.89	89.69	111.00
1	A	615	SER	N-CA-C	-7.88	89.72	111.00
1	D	243	ASP	N-CA-C	-7.86	89.77	111.00
1	D	912	GLY	N-CA-C	7.78	132.54	113.10
1	A	915	ALA	N-CA-C	-7.77	90.02	111.00
1	A	576	LEU	CA-CB-CG	7.76	133.16	115.30
1	A	188	ALA	N-CA-C	7.76	131.95	111.00
1	A	1127	GLY	N-CA-C	7.75	132.47	113.10
1	A	1210	TYR	N-CA-C	7.68	131.74	111.00
1	D	286	GLY	N-CA-C	-7.66	93.94	113.10
2	B	286	GLY	N-CA-C	-7.65	93.98	113.10
1	A	782	GLY	N-CA-C	-7.63	94.01	113.10
1	A	204	ALA	N-CA-C	-7.62	90.42	111.00
1	D	1038	TRP	N-CA-C	7.61	131.55	111.00
1	A	605	LEU	N-CA-C	7.61	131.53	111.00
1	D	232	ARG	N-CA-C	7.59	131.50	111.00
2	F	133	HIS	N-CA-C	7.58	131.47	111.00
1	A	537	GLU	N-CA-C	7.57	131.44	111.00
1	D	359	VAL	CB-CA-C	-7.56	97.03	111.40
1	A	182	GLY	N-CA-C	7.55	131.98	113.10
1	A	238	GLN	O-C-N	7.53	134.75	122.70
1	A	741	ASP	N-CA-C	-7.52	90.69	111.00
1	A	485	LEU	CA-CB-CG	7.49	132.53	115.30
1	D	249	VAL	N-CA-C	7.49	131.23	111.00
1	A	132	GLY	N-CA-C	7.48	131.81	113.10
1	D	922	GLN	N-CA-C	7.48	131.21	111.00
1	A	912	GLY	N-CA-C	7.46	131.76	113.10
1	D	177	ARG	N-CA-C	7.45	131.12	111.00
2	C	343	ASP	N-CA-C	-7.45	90.89	111.00
1	D	869	ARG	NE-CZ-NH1	-7.45	116.58	120.30
1	D	1236	GLN	N-CA-C	7.42	131.05	111.00
2	E	381	ILE	N-CA-C	-7.42	90.98	111.00
1	D	669	MET	N-CA-C	-7.41	90.98	111.00
1	D	728	THR	N-CA-C	-7.39	91.04	111.00
1	A	203	LEU	CA-CB-CG	-7.37	98.34	115.30
1	D	180	PRO	N-CA-C	-7.37	92.94	112.10
1	D	231	GLU	N-CA-C	7.37	130.90	111.00
1	D	1130	CYS	N-CA-C	7.33	130.79	111.00
1	A	872	SER	N-CA-C	-7.33	91.21	111.00
2	C	459	ASP	N-CA-C	7.33	130.79	111.00

Continued on next page...

Continued from previous page...

Mol	Chain	Res	Type	Atoms	Z	Observed(°)	Ideal(°)
1	A	602	LEU	N-CA-C	-7.32	91.24	111.00
1	D	566	LEU	N-CA-C	-7.30	91.28	111.00
2	E	381	ILE	O-C-N	7.29	134.36	122.70
1	D	568	GLY	N-CA-C	-7.28	94.89	113.10
2	E	433	ASP	N-CA-C	-7.27	91.37	111.00
1	A	195	LEU	CA-CB-CG	7.26	132.01	115.30
1	D	644	GLY	N-CA-C	-7.26	94.94	113.10
1	D	75	ASP	N-CA-C	-7.26	91.39	111.00
1	A	735	GLY	N-CA-C	7.23	131.18	113.10
1	A	996	ARG	N-CA-C	7.19	130.42	111.00
2	C	204	LEU	N-CA-C	7.18	130.39	111.00
2	F	196	CYS	CA-CB-SG	7.18	126.92	114.00
2	B	281	GLU	CA-C-N	-7.18	101.41	117.20
1	A	1207	GLU	N-CA-C	-7.11	91.80	111.00
1	A	1208	ARG	N-CA-C	-7.08	91.88	111.00
1	D	233	TYR	N-CA-C	7.07	130.10	111.00
2	F	127	PRO	N-CA-C	-7.07	93.72	112.10
2	B	280	ASP	CA-C-N	-7.05	101.69	117.20
1	D	1015	THR	N-CA-C	7.05	130.03	111.00
1	D	357	ALA	C-N-CA	-7.05	104.08	121.70
1	A	1236	GLN	N-CA-C	7.01	129.93	111.00
2	C	471	LEU	CA-CB-CG	-6.97	99.26	115.30
1	D	1237	PRO	N-CA-C	6.97	130.23	112.10
1	D	768	LYS	N-CA-C	-6.97	92.18	111.00
2	F	343	ASP	N-CA-C	-6.93	92.29	111.00
1	A	1211	GLY	N-CA-C	-6.93	95.78	113.10
1	D	991	GLY	N-CA-C	6.92	130.41	113.10
1	D	891	VAL	CA-CB-CG1	-6.91	100.53	110.90
2	C	320	SER	N-CA-C	6.90	129.62	111.00
1	A	759	SER	N-CA-C	6.88	129.57	111.00
2	F	457	SER	N-CA-C	6.87	129.55	111.00
1	D	633	LYS	N-CA-C	6.86	129.53	111.00
1	A	122	ASP	N-CA-C	6.83	129.43	111.00
2	C	318	ASN	N-CA-C	-6.82	92.60	111.00
1	A	1031	GLU	N-CA-C	-6.81	92.62	111.00
1	A	258	GLN	N-CA-C	-6.80	92.64	111.00
1	D	710	ALA	N-CA-C	6.79	129.35	111.00
1	D	846	THR	N-CA-C	-6.79	92.68	111.00
2	E	384	ALA	CA-C-N	-6.76	102.33	117.20
2	F	318	ASN	N-CA-C	-6.76	92.75	111.00
2	C	286	GLY	N-CA-C	-6.74	96.26	113.10
1	D	1180	PHE	N-CA-C	6.74	129.19	111.00

Continued on next page...

Continued from previous page...

Mol	Chain	Res	Type	Atoms	Z	Observed(°)	Ideal(°)
1	A	259	ARG	N-CA-C	6.73	129.18	111.00
1	A	1232	GLU	N-CA-C	-6.73	92.82	111.00
1	A	277	HIS	N-CA-C	-6.72	92.86	111.00
1	A	231	GLU	N-CA-C	6.72	129.13	111.00
2	F	318	ASN	C-N-CA	6.71	138.48	121.70
1	D	354	ASN	N-CA-C	6.69	129.07	111.00
2	C	133	HIS	N-CA-C	6.68	129.05	111.00
1	D	1070	PRO	CA-N-CD	-6.68	102.14	111.50
2	F	139	LEU	N-CA-C	6.68	129.03	111.00
1	A	92	GLY	N-CA-C	-6.68	96.41	113.10
2	C	457	SER	N-CA-C	6.66	128.99	111.00
1	D	516	GLU	N-CA-C	6.66	128.99	111.00
2	F	134	LYS	N-CA-C	6.65	128.94	111.00
2	F	247	THR	N-CA-C	-6.65	93.06	111.00
2	C	178	SER	N-CA-C	6.63	128.89	111.00
1	D	248	GLU	C-N-CA	6.63	138.27	121.70
2	E	280	ASP	N-CA-C	6.61	128.84	111.00
1	D	938	THR	N-CA-C	-6.60	93.17	111.00
1	D	759	SER	N-CA-C	6.56	128.70	111.00
1	A	1206	MET	N-CA-C	6.55	128.70	111.00
1	A	419	PRO	N-CA-C	6.54	129.11	112.10
2	F	120	VAL	N-CA-C	6.54	128.65	111.00
1	D	272	SER	N-CA-C	-6.48	93.49	111.00
2	B	281	GLU	O-C-N	6.47	133.06	122.70
2	C	127	PRO	N-CA-C	-6.46	95.29	112.10
2	F	178	SER	N-CA-C	6.46	128.44	111.00
2	C	247	THR	N-CA-C	-6.46	93.57	111.00
2	C	459	ASP	CA-C-N	-6.45	103.01	117.20
1	D	565	HIS	N-CA-C	-6.44	93.60	111.00
1	D	351	SER	O-C-N	6.43	132.99	122.70
2	C	335	VAL	CB-CA-C	-6.42	99.21	111.40
2	F	452	LEU	N-CA-C	-6.41	93.69	111.00
1	D	193	ARG	N-CA-C	-6.39	93.73	111.00
1	A	82	GLY	N-CA-C	-6.36	97.19	113.10
1	A	238	GLN	C-N-CA	6.34	137.55	121.70
1	A	346	ASP	N-CA-C	6.34	128.12	111.00
1	A	349	ASP	N-CA-C	-6.34	93.88	111.00
2	F	299	LEU	N-CA-C	6.33	128.10	111.00
1	A	1206	MET	CA-CB-CG	-6.33	102.54	113.30
1	A	1174	PRO	N-CA-C	6.32	128.54	112.10
1	D	275	ARG	N-CA-C	-6.32	93.92	111.00
2	C	428	LEU	CA-CB-CG	-6.32	100.76	115.30

Continued on next page...

Continued from previous page...

Mol	Chain	Res	Type	Atoms	Z	Observed(°)	Ideal(°)
1	D	291	PHE	N-CA-C	6.31	128.05	111.00
1	D	566	LEU	CA-CB-CG	6.31	129.81	115.30
1	A	658	LYS	N-CA-C	-6.31	93.97	111.00
1	A	233	TYR	N-CA-C	6.30	128.02	111.00
2	B	309	HIS	N-CA-C	6.30	128.00	111.00
1	D	116	PRO	N-CA-C	-6.27	95.79	112.10
1	A	1024	ASP	N-CA-C	6.27	127.92	111.00
1	A	72	ASN	N-CA-C	-6.26	94.11	111.00
1	A	956	GLY	N-CA-C	6.25	128.72	113.10
1	A	1198	LYS	N-CA-C	-6.23	94.18	111.00
1	A	1209	ARG	N-CA-C	-6.17	94.33	111.00
1	D	1008	LEU	CA-CB-CG	6.16	129.47	115.30
1	A	825	VAL	N-CA-C	-6.16	94.37	111.00
1	D	579	ARG	N-CA-C	-6.16	94.37	111.00
2	C	299	LEU	N-CA-C	6.14	127.59	111.00
1	A	1011	PRO	N-CA-C	-6.14	96.15	112.10
1	D	164	PRO	N-CA-C	-6.13	96.15	112.10
2	C	134	LYS	N-CA-C	6.13	127.56	111.00
1	D	1179	PHE	N-CA-C	6.13	127.55	111.00
2	E	381	ILE	CA-C-O	6.12	132.96	120.10
1	A	256	PRO	N-CA-C	-6.11	96.22	112.10
1	A	466	LEU	CA-CB-CG	6.09	129.30	115.30
1	A	392	LEU	N-CA-C	6.08	127.42	111.00
1	A	951	TYR	N-CA-C	-6.07	94.61	111.00
1	D	532	PRO	N-CA-C	6.06	127.86	112.10
1	D	744	ILE	N-CA-C	6.05	127.33	111.00
1	D	364	VAL	N-CA-C	6.03	127.28	111.00
1	A	632	ALA	N-CA-C	-6.02	94.75	111.00
1	A	846	THR	N-CA-C	-6.02	94.75	111.00
1	A	1026	ARG	N-CA-CB	-6.02	99.76	110.60
1	D	192	GLU	N-CA-C	6.01	127.24	111.00
1	A	130	LEU	N-CA-C	5.98	127.14	111.00
1	A	131	TYR	N-CA-C	5.97	127.13	111.00
2	E	281	GLU	N-CA-C	-5.97	94.88	111.00
1	D	648	PRO	N-CA-C	-5.96	96.61	112.10
2	F	450	ASN	N-CA-C	-5.93	94.98	111.00
1	D	348	LEU	CA-CB-CG	5.92	128.93	115.30
1	A	1030	ARG	N-CA-C	-5.91	95.05	111.00
1	A	518	ALA	N-CA-C	5.90	126.94	111.00
1	A	226	GLN	N-CA-C	-5.90	95.07	111.00
2	E	107	ARG	NE-CZ-NH1	5.89	123.25	120.30
1	D	346	ASP	CB-CA-C	5.89	122.17	110.40

Continued on next page...

Continued from previous page...

Mol	Chain	Res	Type	Atoms	Z	Observed(°)	Ideal(°)
1	A	220	TRP	N-CA-C	5.88	126.89	111.00
1	A	383	LYS	N-CA-C	-5.87	95.14	111.00
1	D	734	HIS	N-CA-C	-5.87	95.16	111.00
1	D	821	LEU	C-N-CD	-5.87	107.70	120.60
1	A	121	PRO	N-CA-C	5.85	127.31	112.10
1	A	966	LEU	CA-CB-CG	5.85	128.75	115.30
2	C	236	GLU	N-CA-C	5.85	126.79	111.00
2	E	385	LEU	C-N-CA	-5.84	107.09	121.70
1	A	275	ARG	N-CA-C	-5.84	95.24	111.00
1	D	537	GLU	N-CA-C	5.84	126.76	111.00
1	D	671	GLN	C-N-CA	5.84	136.29	121.70
1	A	1171	ASN	N-CA-C	5.83	126.75	111.00
2	C	400	GLN	N-CA-C	-5.82	95.29	111.00
1	A	1125	ILE	N-CA-C	5.82	126.70	111.00
1	D	418	CYS	C-N-CD	-5.81	107.82	120.60
1	A	209	PRO	N-CA-C	5.81	127.20	112.10
1	A	108	GLN	N-CA-C	-5.80	95.33	111.00
2	B	260	LEU	N-CA-C	-5.80	95.35	111.00
1	A	628	ARG	N-CA-C	-5.79	95.38	111.00
2	C	458	ARG	NE-CZ-NH2	-5.79	117.41	120.30
2	E	179	GLY	N-CA-C	-5.79	98.64	113.10
2	F	467	HIS	N-CA-C	-5.79	95.38	111.00
1	A	418	CYS	C-N-CD	-5.77	107.90	120.60
2	B	267	ALA	N-CA-C	5.76	126.56	111.00
1	D	1020	ILE	N-CA-C	5.75	126.52	111.00
1	A	238	GLN	CB-CA-C	-5.74	98.92	110.40
2	F	236	GLU	N-CA-C	5.72	126.45	111.00
2	C	139	LEU	N-CA-C	5.72	126.44	111.00
1	D	77	GLN	N-CA-C	5.71	126.42	111.00
1	A	348	LEU	N-CA-C	-5.70	95.61	111.00
1	A	1218	LEU	N-CA-C	5.70	126.39	111.00
1	A	498	LYS	N-CA-C	5.69	126.37	111.00
2	C	302	THR	N-CA-C	5.68	126.34	111.00
1	A	784	GLY	N-CA-C	5.67	127.29	113.10
2	E	386	ASP	N-CA-C	5.67	126.31	111.00
1	A	1204	THR	N-CA-C	5.67	126.31	111.00
1	D	874	LEU	N-CA-C	5.65	126.25	111.00
1	D	999	ASP	N-CA-CB	-5.64	100.44	110.60
1	A	1213	PRO	CA-N-CD	-5.63	103.61	111.50
1	D	1067	SER	N-CA-C	-5.63	95.81	111.00
1	A	660	CYS	N-CA-C	5.62	126.19	111.00
1	A	130	LEU	CA-CB-CG	-5.62	102.38	115.30

Continued on next page...

Continued from previous page...

Mol	Chain	Res	Type	Atoms	Z	Observed(°)	Ideal(°)
1	A	872	SER	C-N-CA	5.60	135.70	121.70
1	D	280	GLU	OE1-CD-OE2	-5.60	116.58	123.30
1	D	841	LEU	CA-CB-CG	5.60	128.17	115.30
1	D	735	GLY	C-N-CA	5.59	135.69	121.70
2	C	469	SER	N-CA-C	5.59	126.09	111.00
1	D	651	ALA	N-CA-C	-5.59	95.92	111.00
2	B	311	LEU	N-CA-C	-5.58	95.93	111.00
1	D	616	GLU	N-CA-C	5.58	126.07	111.00
1	A	1067	SER	N-CA-C	5.58	126.06	111.00
1	A	737	GLY	N-CA-C	5.58	127.04	113.10
1	D	189	ILE	N-CA-C	-5.57	95.96	111.00
1	A	560	PRO	N-CA-C	5.56	126.56	112.10
1	A	1158	LEU	CA-CB-CG	-5.54	102.56	115.30
1	A	996	ARG	NE-CZ-NH1	-5.52	117.54	120.30
1	D	1179	PHE	C-N-CA	5.52	135.51	121.70
1	D	352	SER	CA-C-O	5.52	131.70	120.10
1	D	510	ALA	N-CA-C	-5.52	96.09	111.00
1	D	581	ASP	N-CA-C	5.52	125.91	111.00
1	A	1214	GLN	N-CA-C	5.52	125.90	111.00
2	B	121	PHE	N-CA-C	5.51	125.89	111.00
1	A	180	PRO	N-CA-C	-5.51	97.77	112.10
1	D	351	SER	CA-C-O	-5.50	108.54	120.10
1	A	610	PHE	C-N-CA	-5.49	98.92	122.00
1	D	605	LEU	C-N-CA	-5.49	107.97	121.70
1	A	255	SER	N-CA-C	5.48	125.79	111.00
1	A	79	LEU	CB-CG-CD2	-5.47	101.70	111.00
2	C	341	ASP	N-CA-C	-5.47	96.23	111.00
2	F	280	ASP	N-CA-C	5.47	125.77	111.00
2	F	445	GLU	N-CA-C	5.47	125.77	111.00
1	A	286	GLY	N-CA-C	-5.46	99.46	113.10
1	A	907	PHE	N-CA-C	-5.45	96.28	111.00
1	A	218	SER	N-CA-CB	-5.44	102.33	110.50
1	D	212	ALA	N-CA-C	-5.44	96.31	111.00
1	A	172	ALA	N-CA-C	5.43	125.66	111.00
1	A	581	ASP	N-CA-C	5.42	125.64	111.00
2	C	279	GLN	CA-C-N	-5.42	105.26	117.20
2	F	86	LEU	CB-CG-CD2	-5.42	101.79	111.00
1	D	1142	ARG	N-CA-C	-5.40	96.41	111.00
1	A	1070	PRO	CA-N-CD	-5.40	103.94	111.50
1	D	221	TYR	N-CA-C	5.40	125.57	111.00
1	D	1171	ASN	N-CA-C	5.40	125.57	111.00
2	B	310	GLU	N-CA-C	-5.39	96.44	111.00

Continued on next page...

Continued from previous page...

Mol	Chain	Res	Type	Atoms	Z	Observed(°)	Ideal(°)
1	D	515	ILE	N-CA-C	5.38	125.53	111.00
2	C	129	ASP	N-CA-C	5.38	125.52	111.00
1	D	1177	VAL	N-CA-C	-5.38	96.48	111.00
1	D	775	GLU	N-CA-C	-5.37	96.50	111.00
2	F	367	LEU	N-CA-C	-5.37	96.51	111.00
1	A	238	GLN	CA-C-N	-5.36	105.40	117.20
1	A	74	LEU	C-N-CA	-5.36	108.30	121.70
1	D	247	LEU	CB-CG-CD1	-5.36	101.90	111.00
2	F	133	HIS	C-N-CA	5.34	135.05	121.70
2	F	355	GLN	N-CA-C	-5.34	96.58	111.00
1	D	71	HIS	N-CA-C	5.33	125.40	111.00
1	A	232	ARG	C-N-CA	5.33	135.03	121.70
1	D	1131	ILE	N-CA-C	5.33	125.38	111.00
1	A	919	MET	N-CA-C	-5.31	96.67	111.00
1	A	521	PRO	N-CA-C	5.30	125.88	112.10
1	D	1179	PHE	CA-C-N	-5.29	105.55	117.20
1	D	919	MET	N-CA-C	-5.29	96.71	111.00
1	D	257	THR	N-CA-C	5.29	125.29	111.00
1	A	873	GLU	N-CA-C	5.28	125.26	111.00
1	A	574	ARG	N-CA-C	5.28	125.25	111.00
1	D	528	GLU	N-CA-C	5.28	125.24	111.00
1	A	626	GLY	N-CA-C	5.27	126.28	113.10
2	F	459	ASP	N-CA-C	5.27	125.22	111.00
1	D	74	LEU	N-CA-C	5.26	125.21	111.00
1	A	1193	VAL	N-CA-C	5.26	125.20	111.00
1	D	530	LEU	CA-CB-CG	5.26	127.39	115.30
1	D	1072	THR	N-CA-C	5.25	125.17	111.00
1	D	353	VAL	N-CA-CB	-5.25	99.96	111.50
2	C	133	HIS	CA-C-N	-5.24	105.67	117.20
1	D	128	PRO	N-CA-C	5.23	125.71	112.10
1	D	239	LEU	N-CA-C	-5.23	96.87	111.00
1	D	198	ASP	N-CA-C	-5.23	96.87	111.00
1	A	563	PRO	N-CA-C	5.23	125.69	112.10
1	A	522	GLY	N-CA-C	5.22	126.16	113.10
1	A	1001	GLY	N-CA-C	-5.22	100.04	113.10
1	D	657	ARG	N-CA-C	5.21	125.08	111.00
2	E	325	ARG	N-CA-C	5.21	125.08	111.00
1	A	183	GLU	N-CA-C	5.21	125.06	111.00
1	A	74	LEU	CA-CB-CG	5.21	127.28	115.30
1	A	1210	TYR	CA-C-N	-5.20	105.80	116.20
1	D	881	PRO	C-N-CD	-5.20	109.17	120.60
2	C	92	LEU	CA-CB-CG	-5.20	103.35	115.30

Continued on next page...

Continued from previous page...

Mol	Chain	Res	Type	Atoms	Z	Observed(°)	Ideal(°)
1	D	498	LYS	N-CA-C	5.20	125.03	111.00
2	E	432	TYR	CA-CB-CG	5.20	123.27	113.40
2	E	378	LEU	CB-CG-CD2	-5.19	102.17	111.00
1	D	727	ASP	N-CA-C	-5.19	96.98	111.00
1	A	757	GLY	N-CA-C	-5.19	100.13	113.10
2	C	133	HIS	C-N-CA	5.18	134.66	121.70
2	F	449	GLU	N-CA-C	5.18	124.99	111.00
1	A	606	THR	CB-CA-C	-5.18	97.62	111.60
1	A	611	PRO	N-CA-C	5.18	125.56	112.10
1	D	1210	TYR	N-CA-C	-5.17	97.06	111.00
1	A	1142	ARG	N-CA-C	-5.16	97.08	111.00
2	E	381	ILE	CB-CA-C	5.15	121.90	111.60
1	A	1201	SER	N-CA-C	-5.15	97.09	111.00
1	D	130	LEU	CA-CB-CG	-5.15	103.46	115.30
2	B	215	PHE	N-CA-C	5.15	124.89	111.00
1	D	1132	SER	N-CA-C	-5.14	97.11	111.00
1	A	1231	LEU	N-CA-C	5.13	124.86	111.00
1	D	612	LEU	CB-CG-CD2	-5.13	102.28	111.00
1	D	1021	SER	N-CA-C	-5.12	97.18	111.00
1	A	612	LEU	N-CA-C	-5.12	97.18	111.00
1	D	292	LEU	CA-CB-CG	-5.11	103.54	115.30
2	C	458	ARG	NE-CZ-NH1	5.11	122.86	120.30
2	B	280	ASP	N-CA-C	5.11	124.79	111.00
2	C	467	HIS	N-CA-C	-5.09	97.26	111.00
1	D	1013	ASP	N-CA-C	5.08	124.73	111.00
1	D	411	LEU	N-CA-C	5.08	124.71	111.00
1	D	515	ILE	CB-CA-C	-5.07	101.46	111.60
1	A	187	VAL	N-CA-C	-5.06	97.33	111.00
2	C	197	LEU	CA-CB-CG	5.06	126.94	115.30
1	D	192	GLU	CA-C-N	-5.06	106.06	117.20
1	D	622	TYR	N-CA-C	5.06	124.67	111.00
1	D	992	LEU	CA-CB-CG	5.06	126.94	115.30
1	A	370	PRO	N-CA-C	-5.06	98.95	112.10
1	D	609	GLY	N-CA-C	-5.06	100.46	113.10
1	A	231	GLU	CA-C-N	-5.05	106.08	117.20
1	A	528	GLU	N-CA-C	5.03	124.58	111.00
1	A	189	ILE	CB-CA-C	-5.03	101.55	111.60
2	B	281	GLU	N-CA-C	5.03	124.57	111.00
1	D	1031	GLU	N-CA-C	-5.02	97.44	111.00
2	B	271	SER	N-CA-C	-5.02	97.44	111.00
1	A	224	CYS	CB-CA-C	-5.02	100.36	110.40
1	A	229	VAL	CA-CB-CG2	-5.01	103.38	110.90

Continued on next page...

Continued from previous page...

Mol	Chain	Res	Type	Atoms	Z	Observed($^{\circ}$)	Ideal($^{\circ}$)
1	D	1073	PRO	N-CA-C	5.01	125.13	112.10
2	C	138	LEU	N-CA-C	5.01	124.53	111.00
1	D	346	ASP	CB-CG-OD2	5.00	122.80	118.30

All (2) chirality outliers are listed below:

Mol	Chain	Res	Type	Atom
1	D	249	VAL	CA
2	E	385	LEU	CA

All (12) planarity outliers are listed below:

Mol	Chain	Res	Type	Group
1	A	1179	PHE	Sidechain
1	A	221	TYR	Sidechain
1	A	239	LEU	Mainchain
1	A	395	TYR	Sidechain
2	B	417	TYR	Sidechain
2	C	351	TYR	Sidechain
1	D	368	PRO	Mainchain
1	D	656	TYR	Sidechain
1	D	995	TYR	Sidechain
2	E	432	TYR	Sidechain
2	E	478	TYR	Sidechain
2	F	206	TYR	Sidechain

5.2 Too-close contacts

In the following table, the Non-H and H(model) columns list the number of non-hydrogen atoms and hydrogen atoms in the chain respectively. The H(added) column lists the number of hydrogen atoms added and optimized by MolProbity. The Clashes column lists the number of clashes within the asymmetric unit, whereas Symm-Clashes lists symmetry related clashes.

Mol	Chain	Non-H	H(model)	H(added)	Clashes	Symm-Clashes
1	A	8681	0	8521	3592	8
1	D	8695	0	8540	3900	7
2	B	2871	0	2862	809	0
2	C	3181	0	3168	1419	1
2	E	2871	0	2862	945	0
2	F	3181	0	3168	1467	4
All	All	29480	0	29121	11814	10

The all-atom clashscore is defined as the number of clashes found per 1000 atoms (including hydrogen atoms). The all-atom clashscore for this structure is 202.

All (11814) close contacts within the same asymmetric unit are listed below, sorted by their clash magnitude.

Atom-1	Atom-2	Interatomic distance (Å)	Clash overlap (Å)
1:D:352:SER:C	1:D:352:SER:CA	1.74	1.55
1:D:460:LYS:N	1:D:460:LYS:HE2	1.20	1.48
2:E:432:TYR:HB2	2:E:437:ILE:CD1	1.51	1.39
1:D:352:SER:CA	1:D:358:GLU:OE2	1.73	1.36
1:D:914:THR:O	1:D:918:TRP:HB3	1.24	1.35
1:D:352:SER:N	1:D:358:GLU:OE2	1.58	1.34
1:D:995:TYR:CE1	1:D:1004:LEU:HB3	1.66	1.31
2:C:356:LEU:HB3	2:C:359:ASN:ND2	1.44	1.30
1:D:460:LYS:H	1:D:460:LYS:CE	1.44	1.28
1:A:513:LEU:HB2	1:A:568:GLY:CA	1.64	1.28
1:A:1210:TYR:CE1	1:A:1213:PRO:HG2	1.68	1.28
2:F:241:TRP:HB2	2:F:336:LEU:CD1	1.64	1.27
1:A:784:GLY:HA2	2:C:362:THR:OG1	1.29	1.26
1:D:275:ARG:HB2	1:D:843:GLN:CB	1.64	1.25
1:D:275:ARG:NE	1:D:843:GLN:H	1.31	1.25
1:A:669:MET:O	1:A:673:ALA:HB2	1.29	1.25
1:D:1006:ARG:NH1	1:D:1006:ARG:HA	1.49	1.25
1:A:76:ILE:HB	1:A:911:HIS:NE2	1.49	1.24
1:A:210:THR:CB	1:A:224:CYS:HB2	1.66	1.24
1:D:352:SER:C	1:D:358:GLU:OE2	1.75	1.23
1:A:656:TYR:HB3	1:A:720:THR:CB	1.66	1.23
1:D:827:ARG:O	1:D:829:PRO:HD3	1.36	1.23
2:C:241:TRP:HB2	2:C:336:LEU:CD1	1.69	1.23
2:C:303:LEU:HA	2:C:337:SER:OG	1.31	1.23
1:D:891:VAL:HG11	1:D:1135:ASP:O	1.12	1.22
2:E:382:LYS:HE2	2:E:412:SER:O	1.37	1.22
1:D:259:ARG:HA	1:D:259:ARG:CZ	1.68	1.22
1:D:1131:ILE:HD11	1:D:1138:ARG:N	1.55	1.22
1:A:389:PHE:HA	1:A:393:MET:SD	1.79	1.21
1:D:249:VAL:CG1	1:D:252:GLY:H	1.52	1.21
1:D:367:PRO:CD	1:D:368:PRO:HD3	1.70	1.21
1:D:420:HIS:ND1	1:D:421:PRO:HD2	1.54	1.21
1:D:801:TRP:CZ3	1:D:870:VAL:HG11	1.74	1.21
1:D:548:CYS:O	1:D:552:LEU:HG	1.35	1.21
2:F:447:THR:O	2:F:452:LEU:HD12	1.40	1.21
2:E:78:PHE:O	2:E:79:LEU:HG	1.39	1.21
1:D:1029:GLN:CG	1:D:1030:ARG:HE	1.53	1.20

Continued on next page...

Continued from previous page...

Atom-1	Atom-2	Interatomic distance (Å)	Clash overlap (Å)
1:A:477:GLU:CG	1:A:478:ARG:H	1.54	1.20
1:D:1020:ILE:HD13	1:D:1021:SER:N	1.54	1.20
1:A:213:VAL:HG12	1:A:401:TRP:NE1	1.55	1.20
1:D:504:LYS:CB	1:D:523:ASP:HB2	1.71	1.20
1:D:278:ILE:HG22	1:D:279:ARG:HD3	1.23	1.20
1:D:352:SER:O	1:D:358:GLU:CD	1.81	1.19
1:D:604:ALA:HA	1:D:613:HIS:CE1	1.77	1.19
1:A:996:ARG:NH1	1:A:1000:GLU:HB3	1.58	1.19
1:A:346:ASP:HB3	1:A:1040:LYS:HZ3	1.03	1.19
1:A:666:GLN:O	1:A:670:PRO:HD3	1.36	1.18
1:A:927:ARG:HG2	1:A:928:GLY:H	1.04	1.18
1:D:275:ARG:CB	1:D:843:GLN:HB3	1.71	1.18
1:D:610:PHE:H	1:D:611:PRO:HD3	1.07	1.18
1:A:1026:ARG:CB	1:A:1029:GLN:HB2	1.74	1.18
1:D:294:THR:HG22	1:D:407:PHE:HE2	1.06	1.18
1:D:608:ASP:HB3	1:D:620:TRP:CD2	1.78	1.18
2:E:432:TYR:CB	2:E:437:ILE:HD11	1.73	1.18
2:F:208:LEU:CD1	2:F:240:VAL:HB	1.72	1.18
1:D:992:LEU:HB3	1:D:996:ARG:HG2	1.18	1.18
1:A:498:LYS:HD2	1:A:518:ALA:HB3	1.24	1.17
1:D:1027:LYS:NZ	1:D:1091:GLU:HG2	1.60	1.17
2:B:383:VAL:HG13	2:B:413:VAL:CG1	1.75	1.17
2:C:424:SER:HB3	2:C:427:GLN:HE22	1.07	1.17
1:D:900:ALA:HB1	1:D:915:ALA:HB1	1.27	1.17
1:A:1005:VAL:HA	1:A:1008:LEU:CD1	1.73	1.17
1:A:1199:THR:HA	1:A:1200:PRO:C	1.64	1.17
2:F:446:THR:HB	2:F:450:ASN:HB2	1.18	1.16
2:B:72:ILE:HA	2:B:75:ARG:HE	1.01	1.16
1:D:642:SER:HA	1:D:645:VAL:HG11	1.26	1.16
1:D:891:VAL:CG1	1:D:1135:ASP:O	1.94	1.16
1:D:1165:ALA:HB2	1:D:1173:LEU:HD12	1.22	1.16
1:A:477:GLU:HG3	1:A:478:ARG:N	1.55	1.16
1:D:420:HIS:CD2	1:D:1020:ILE:HD12	1.79	1.16
1:A:213:VAL:CG1	1:A:401:TRP:HE1	1.59	1.16
1:A:612:LEU:HG	1:A:614:TYR:H	1.09	1.16
1:A:871:GLY:C	1:A:873:GLU:H	1.38	1.16
1:D:1014:ARG:HD2	1:D:1014:ARG:O	1.45	1.16
1:A:593:SER:HA	1:A:596:MET:HG3	1.28	1.16
1:A:823:ARG:HB3	1:A:825:VAL:HG23	1.20	1.15
1:D:1029:GLN:HG2	1:D:1030:ARG:HE	1.02	1.15
2:F:78:PHE:CE1	2:F:103:GLY:HA2	1.80	1.15

Continued on next page...

Continued from previous page...

Atom-1	Atom-2	Interatomic distance (Å)	Clash overlap (Å)
2:F:454:HIS:HB2	2:F:466:MET:O	1.46	1.15
2:F:454:HIS:HA	2:F:468:ILE:HD12	1.28	1.15
1:D:350:ILE:CG2	1:D:352:SER:HB2	1.74	1.15
2:E:376:PRO:O	2:E:380:PRO:HD3	1.42	1.15
2:B:383:VAL:CG1	2:B:413:VAL:HG13	1.76	1.15
2:C:78:PHE:CE1	2:C:103:GLY:HA2	1.81	1.15
1:D:616:GLU:O	1:D:725:PRO:HD3	1.47	1.15
2:E:372:LEU:HG	2:E:373:LYS:N	1.61	1.15
1:A:612:LEU:HD22	1:A:621:GLY:N	1.61	1.15
1:D:891:VAL:HG11	1:D:1135:ASP:C	1.67	1.15
2:C:127:PRO:HD2	2:C:210:GLN:HB2	1.26	1.14
1:D:548:CYS:C	1:D:551:LYS:HD3	1.67	1.14
1:D:891:VAL:HA	1:D:894:GLN:CD	1.66	1.14
1:A:275:ARG:NH2	1:A:845:VAL:HA	1.62	1.14
2:C:418:LEU:O	2:C:421:MET:HG2	1.46	1.14
2:C:386:ASP:HB2	2:C:442:LEU:HA	1.19	1.14
1:A:472:GLN:HG3	2:C:460:THR:CA	1.77	1.14
1:D:509:THR:HB	1:D:512:LYS:HB3	1.27	1.14
1:D:551:LYS:H	1:D:551:LYS:CD	1.49	1.14
2:B:309:HIS:HB3	2:B:312:LEU:HD22	1.29	1.14
1:A:1030:ARG:HG2	1:A:1040:LYS:HZ1	1.12	1.14
1:D:1131:ILE:CD1	1:D:1138:ARG:H	1.58	1.14
1:D:356:LEU:HD13	1:D:369:LEU:CD2	1.75	1.14
2:C:443:VAL:HA	2:C:447:THR:HG21	1.28	1.14
1:A:253:ALA:HB2	1:A:280:GLU:HB2	1.16	1.14
1:A:996:ARG:HH12	1:A:1003:TRP:CB	1.58	1.14
1:D:1204:THR:HA	1:D:1207:GLU:HB3	1.15	1.14
1:D:866:ARG:HG3	1:D:1069:ILE:HG21	1.15	1.14
1:D:300:ALA:HB2	1:D:847:ALA:HB1	1.18	1.13
1:D:504:LYS:HD2	1:D:523:ASP:HB3	1.23	1.13
1:D:81:ARG:NH1	1:D:81:ARG:HB2	1.63	1.13
1:D:801:TRP:CE3	1:D:870:VAL:HG11	1.82	1.13
1:A:513:LEU:CB	1:A:568:GLY:HA2	1.78	1.13
2:C:82:SER:HA	2:C:86:LEU:HD21	1.18	1.13
1:D:242:ALA:HB1	1:D:245:ILE:HG12	1.21	1.13
1:D:267:VAL:HB	1:D:269:HIS:CD2	1.82	1.13
2:F:239:LEU:O	2:F:338:VAL:HG22	1.46	1.13
1:D:1006:ARG:CA	1:D:1006:ARG:HH11	1.61	1.13
2:F:304:TRP:N	2:F:337:SER:HB2	1.60	1.13
2:F:387:VAL:CG2	2:F:417:TYR:HA	1.78	1.13
1:A:618:HIS:N	1:A:725:PRO:HG2	1.64	1.13

Continued on next page...

Continued from previous page...

Atom-1	Atom-2	Interatomic distance (Å)	Clash overlap (Å)
1:D:449:GLN:HG2	1:D:805:HIS:NE2	1.62	1.13
1:D:81:ARG:HH11	1:D:81:ARG:HB2	1.11	1.13
1:A:253:ALA:HB2	1:A:280:GLU:CB	1.77	1.13
1:A:502:LYS:HG3	1:A:503:VAL:H	1.08	1.13
1:D:275:ARG:HE	1:D:842:PRO:HA	1.02	1.13
2:E:213:VAL:HA	2:E:235:THR:HA	1.28	1.13
1:D:1006:ARG:NH1	1:D:1009:ASN:HB2	1.61	1.13
1:D:891:VAL:HG13	1:D:1135:ASP:HB3	1.28	1.13
1:A:444:TYR:HD2	1:A:874:LEU:HD23	1.07	1.13
2:C:125:VAL:HG22	2:C:208:LEU:HA	1.16	1.13
1:A:608:ASP:HB3	1:A:779:LEU:CD1	1.77	1.12
2:B:279:GLN:O	2:B:280:ASP:HB2	1.49	1.12
2:C:351:TYR:C	2:C:355:GLN:HB2	1.68	1.12
1:A:992:LEU:HD23	1:A:997:LEU:HD12	1.25	1.12
2:E:432:TYR:HA	2:E:435:MET:HB2	1.18	1.12
2:C:236:GLU:HA	2:C:341:ASP:HB3	1.30	1.12
2:C:446:THR:HA	2:C:450:ASN:CB	1.78	1.12
1:D:235:TRP:HD1	1:D:236:THR:HG22	1.06	1.12
1:A:959:GLN:HB2	1:A:960:PRO:CD	1.78	1.12
1:D:797:MET:HB2	1:D:869:ARG:HD2	1.30	1.12
1:D:1221:TYR:HA	1:D:1224:ILE:CG2	1.80	1.12
1:A:756:ASP:HB3	1:A:1057:MET:HG2	1.20	1.12
1:A:245:ILE:HG13	1:A:246:PRO:HD3	1.31	1.12
1:D:652:ILE:HA	1:D:655:LEU:HG	1.30	1.12
2:F:203:ARG:CA	2:F:325:ARG:HD3	1.79	1.12
1:A:1043:VAL:HG13	1:A:1046:GLU:HB3	1.16	1.12
1:A:658:LYS:HG3	1:A:713:PRO:HB2	1.30	1.12
2:B:285:LYS:HG2	2:B:286:GLY:N	1.56	1.12
2:C:203:ARG:HA	2:C:325:ARG:HD3	1.20	1.12
1:D:668:LEU:O	1:D:671:GLN:HB2	1.46	1.12
1:A:346:ASP:HB3	1:A:1040:LYS:NZ	1.64	1.12
1:D:1133:ILE:HB	1:D:1136:GLU:HB2	1.17	1.12
1:D:235:TRP:CD1	1:D:236:THR:HG22	1.84	1.12
1:D:203:LEU:H	1:D:380:GLY:HA2	1.02	1.12
1:D:1193:VAL:CG2	1:D:1194:THR:H	1.60	1.12
1:D:591:LEU:HD11	1:D:594:LEU:HG	1.31	1.12
1:D:775:GLU:HG2	1:D:780:GLN:HG3	1.31	1.12
1:A:503:VAL:HB	1:A:521:PRO:HA	1.30	1.12
1:A:79:LEU:HD21	1:A:1173:LEU:O	1.48	1.11
1:A:135:LEU:H	1:A:135:LEU:HD23	1.05	1.11
1:A:210:THR:HB	1:A:224:CYS:CB	1.79	1.11

Continued on next page...

Continued from previous page...

Atom-1	Atom-2	Interatomic distance (Å)	Clash overlap (Å)
1:A:70:ARG:HB2	1:A:81:ARG:HB3	1.32	1.11
1:D:649:TYR:HA	1:D:652:ILE:HB	1.19	1.11
2:F:387:VAL:HG21	2:F:417:TYR:HA	1.25	1.11
1:D:128:PRO:HA	1:D:130:LEU:CD2	1.80	1.11
1:A:775:GLU:HA	1:A:780:GLN:HG3	1.32	1.11
1:D:367:PRO:HD2	1:D:368:PRO:CD	1.79	1.11
2:F:372:LEU:HD11	2:F:436:SER:HB2	1.12	1.11
1:A:659:HIS:HB2	1:A:719:LEU:HD12	1.30	1.11
1:A:854:ALA:HB1	1:A:860:LEU:HD13	1.30	1.11
1:A:408:GLN:HA	1:A:411:LEU:HG	1.26	1.11
1:A:502:LYS:HD2	1:A:506:GLU:OE1	1.49	1.11
2:C:131:LEU:HG	2:C:133:HIS:CE1	1.85	1.11
1:D:1200:PRO:O	1:D:1203:PRO:HD2	1.47	1.11
1:A:436:PRO:HB3	1:A:881:PRO:HD3	1.13	1.11
1:D:375:GLU:HG3	1:D:379:LYS:HB3	1.29	1.11
2:F:247:THR:HB	2:F:251:TRP:CD1	1.85	1.11
1:A:656:TYR:HB3	1:A:720:THR:HB	1.24	1.11
2:F:354:PHE:CE1	2:F:370:LYS:HD3	1.84	1.11
1:A:758:ASN:HB2	1:A:1058:PHE:HZ	1.09	1.11
1:D:420:HIS:HD2	1:D:1020:ILE:HD12	0.97	1.11
1:D:1131:ILE:HD11	1:D:1138:ARG:H	1.04	1.11
1:D:781:ALA:HB3	1:D:792:LEU:HD21	1.31	1.11
1:A:170:ALA:HB1	1:A:175:TRP:CZ2	1.85	1.10
1:A:612:LEU:HG	1:A:613:HIS:N	1.59	1.10
2:C:372:LEU:HD11	2:C:436:SER:HB2	1.33	1.10
1:D:1204:THR:CA	1:D:1207:GLU:HB3	1.81	1.10
1:D:179:GLY:HA3	1:D:182:GLY:HA3	1.13	1.10
1:D:592:LEU:HA	1:D:595:GLN:HG3	1.33	1.10
1:A:249:VAL:HG11	1:A:817:PRO:HG3	1.30	1.10
1:A:612:LEU:HG	1:A:613:HIS:H	1.06	1.10
2:B:407:LEU:HD21	2:C:120:VAL:HA	1.23	1.10
1:D:1206:MET:SD	1:D:1210:TYR:HA	1.90	1.10
1:D:1209:ARG:HH21	2:F:253:ASP:HA	1.01	1.10
1:A:190:PRO:HB3	1:A:192:GLU:HG2	1.15	1.10
2:B:117:SER:HB2	2:B:262:TRP:NE1	1.64	1.10
1:D:242:ALA:HB1	1:D:245:ILE:CG1	1.80	1.10
1:A:363:ARG:HH22	1:A:409:GLN:HB2	1.16	1.10
1:D:1231:LEU:HG	1:D:1232:GLU:H	0.98	1.10
1:D:212:ALA:O	1:D:213:VAL:HB	1.52	1.10
1:D:556:THR:HA	1:D:559:LEU:HD23	1.33	1.10
2:C:203:ARG:CA	2:C:325:ARG:HD3	1.81	1.10

Continued on next page...

Continued from previous page...

Atom-1	Atom-2	Interatomic distance (Å)	Clash overlap (Å)
1:D:798:ILE:HG22	1:D:869:ARG:HH22	1.06	1.10
2:F:241:TRP:CB	2:F:336:LEU:HD12	1.80	1.10
1:A:176:THR:HA	1:A:218:SER:HB2	1.13	1.10
1:A:490:TRP:HA	1:A:580:LEU:HD22	1.29	1.10
1:A:436:PRO:HB2	1:A:879:GLN:HA	1.33	1.10
1:D:1193:VAL:HG22	1:D:1194:THR:N	1.66	1.10
1:D:504:LYS:HB2	1:D:523:ASP:HB2	1.10	1.10
2:C:382:LYS:HD3	2:C:411:ILE:HG13	1.34	1.10
1:D:270:ASN:OD1	1:D:294:THR:HG21	1.51	1.10
2:E:403:PHE:HD1	2:E:413:VAL:HB	1.01	1.10
1:A:1148:ARG:HG2	1:A:1148:ARG:HH11	1.11	1.09
1:A:575:LYS:HG3	1:A:576:LEU:H	1.11	1.09
1:A:997:LEU:HD22	1:A:998:SER:H	1.00	1.09
2:C:446:THR:O	2:C:450:ASN:HB3	1.49	1.09
1:D:1207:GLU:HA	1:D:1210:TYR:HB3	1.33	1.09
2:E:389:ARG:HE	2:E:390:GLY:N	1.48	1.09
1:A:288:ARG:HA	1:A:288:ARG:HE	0.96	1.09
2:C:423:SER:OG	2:C:428:LEU:HD21	1.51	1.09
1:D:1210:TYR:OH	1:D:1212:ILE:HB	1.52	1.09
2:F:466:MET:HB3	2:F:471:LEU:HD22	1.12	1.09
2:F:82:SER:HA	2:F:86:LEU:HD21	1.30	1.09
2:C:466:MET:HB3	2:C:471:LEU:HD22	1.24	1.09
1:D:350:ILE:HG23	1:D:352:SER:HB2	1.30	1.09
2:F:127:PRO:CD	2:F:210:GLN:HB2	1.82	1.09
1:A:515:ILE:HG21	1:A:565:HIS:HA	1.29	1.09
1:D:551:LYS:H	1:D:551:LYS:HD2	0.95	1.09
1:A:363:ARG:HD2	1:A:406:VAL:HB	1.29	1.09
1:A:606:THR:HG21	1:A:612:LEU:HB3	1.34	1.09
1:D:607:TRP:HB2	1:D:779:LEU:HD23	1.33	1.09
1:A:1043:VAL:HA	1:A:1046:GLU:H	1.16	1.09
2:F:180:LYS:C	2:F:180:LYS:HE3	1.73	1.09
2:F:276:SER:O	2:F:287:ASN:HB2	1.51	1.09
2:B:204:LEU:HG	2:B:325:ARG:HH21	1.18	1.09
1:D:1206:MET:CG	2:F:257:ARG:HH11	1.66	1.09
1:D:458:GLU:HA	1:D:461:LYS:HD3	1.30	1.09
1:A:190:PRO:HB3	1:A:192:GLU:CG	1.81	1.09
2:F:236:GLU:HA	2:F:341:ASP:HB3	1.33	1.09
2:B:262:TRP:O	2:B:265:LYS:HB3	1.52	1.08
2:B:72:ILE:HA	2:B:75:ARG:NE	1.67	1.08
1:D:245:ILE:HG13	1:D:246:PRO:N	1.63	1.08
2:C:456:ARG:HB2	2:C:463:LYS:CA	1.84	1.08

Continued on next page...

Continued from previous page...

Atom-1	Atom-2	Interatomic distance (Å)	Clash overlap (Å)
1:D:1001:GLY:HA2	1:D:1004:LEU:HD22	1.09	1.08
2:F:301:GLU:HB3	2:F:339:ASN:HB3	1.31	1.08
1:A:371:LYS:HD3	1:A:396:CYS:HA	1.30	1.08
2:C:239:LEU:O	2:C:336:LEU:HD22	1.52	1.08
1:D:316:LYS:HG2	1:D:348:LEU:HG	1.36	1.08
2:E:249:ASN:HD21	2:E:285:LYS:HE2	1.12	1.08
2:E:322:LEU:O	2:E:324:GLY:N	1.86	1.08
2:E:388:GLY:C	2:E:395:LEU:HD11	1.73	1.08
1:D:546:ARG:HH21	2:F:404:ASN:HB3	1.11	1.08
1:D:797:MET:HB2	1:D:869:ARG:CD	1.82	1.08
1:A:228:LEU:HD23	1:A:229:VAL:N	1.68	1.08
1:A:374:ARG:HE	1:A:392:LEU:HD13	1.17	1.08
2:C:421:MET:HG3	2:C:422:GLN:H	1.14	1.08
1:D:888:GLY:HA3	1:D:1138:ARG:HD3	1.24	1.08
1:A:271:VAL:HG12	1:A:272:SER:H	1.14	1.08
1:A:549:LEU:HD21	2:C:398:VAL:HB	1.12	1.08
2:E:382:LYS:HG2	2:E:412:SER:HB2	1.31	1.08
1:A:1068:ASP:H	1:A:1071:ARG:HG2	1.16	1.08
2:B:371:VAL:HA	2:B:433:ASP:HB3	1.09	1.08
2:C:435:MET:HE2	2:C:435:MET:HA	1.36	1.08
1:D:612:LEU:HD21	1:D:622:TYR:CD1	1.89	1.08
1:D:874:LEU:O	1:D:878:VAL:HG22	1.52	1.08
1:A:249:VAL:HG21	1:A:817:PRO:HD3	1.20	1.08
2:F:127:PRO:HD2	2:F:210:GLN:HB2	1.30	1.08
2:C:375:HIS:H	2:C:378:LEU:HD22	1.16	1.07
1:D:1141:VAL:HB	1:D:1146:ARG:NE	1.68	1.07
1:A:297:MET:SD	1:A:411:LEU:HD22	1.94	1.07
2:C:385:LEU:HD11	2:C:402:LEU:HB2	1.36	1.07
1:D:1172:ASP:O	1:D:1173:LEU:HG	1.54	1.07
1:A:213:VAL:HG13	1:A:221:TYR:OH	1.50	1.07
1:A:606:THR:HG23	1:A:613:HIS:C	1.72	1.07
1:A:439:GLN:HG2	1:A:835:GLY:CA	1.83	1.07
2:E:371:VAL:HA	2:E:433:ASP:OD2	1.53	1.07
2:E:456:ARG:HB2	2:E:463:LYS:HG2	1.27	1.07
2:F:242:PHE:HB3	2:F:333:PRO:HB2	1.35	1.07
1:A:802:ARG:O	1:A:805:HIS:HB3	1.53	1.07
1:D:1067:SER:HA	1:D:1071:ARG:HA	1.12	1.07
1:D:585:TRP:HB3	1:D:587:PRO:HD2	1.35	1.07
1:A:170:ALA:HB1	1:A:175:TRP:HZ2	1.10	1.07
1:A:645:VAL:O	1:A:646:VAL:HG12	1.54	1.07
2:C:208:LEU:CD1	2:C:240:VAL:HB	1.82	1.07

Continued on next page...

Continued from previous page...

Atom-1	Atom-2	Interatomic distance (Å)	Clash overlap (Å)
1:D:598:VAL:HA	1:D:601:LYS:HE2	1.36	1.07
1:D:869:ARG:H	1:D:1200:PRO:CB	1.66	1.07
1:A:1131:ILE:HG21	1:A:1138:ARG:N	1.70	1.07
1:A:1145:ASP:HB3	1:A:1148:ARG:CZ	1.83	1.07
1:A:603:MET:O	1:A:605:LEU:HG	1.53	1.07
2:C:239:LEU:N	2:C:338:VAL:HG12	1.68	1.07
1:D:356:LEU:HD13	1:D:369:LEU:HD21	1.37	1.07
1:D:389:PHE:HA	1:D:393:MET:CG	1.84	1.07
1:D:1069:ILE:HG23	1:D:1070:PRO:CD	1.85	1.07
1:A:249:VAL:HG21	1:A:817:PRO:CD	1.82	1.07
1:D:389:PHE:HA	1:D:393:MET:HG3	1.34	1.07
2:B:323:HIS:HA	2:B:332:VAL:HA	1.36	1.07
2:C:301:GLU:HB3	2:C:339:ASN:HB3	1.36	1.07
1:A:503:VAL:CB	1:A:521:PRO:HA	1.85	1.07
1:A:80:SER:N	1:A:83:LEU:HD11	1.69	1.07
2:B:309:HIS:HB3	2:B:312:LEU:CD2	1.83	1.07
2:B:105:GLU:OE1	2:B:380:PRO:HA	1.55	1.07
1:D:203:LEU:HB3	1:D:380:GLY:HA3	1.31	1.07
1:D:294:THR:HG22	1:D:407:PHE:CE2	1.89	1.07
1:D:670:PRO:HG2	1:D:673:ALA:HB2	1.29	1.07
1:A:996:ARG:HH22	1:A:1003:TRP:HB3	1.13	1.06
2:B:213:VAL:HA	2:B:235:THR:O	1.55	1.06
2:E:418:LEU:HD22	2:F:122:ARG:HH21	1.14	1.06
2:E:203:ARG:HH12	2:F:418:LEU:HD22	1.14	1.06
2:F:372:LEU:HD11	2:F:436:SER:CB	1.83	1.06
1:A:232:ARG:HB3	1:A:239:LEU:HD22	1.13	1.06
1:A:618:HIS:HB2	1:A:725:PRO:HB2	1.36	1.06
2:C:443:VAL:CA	2:C:447:THR:HG21	1.84	1.06
1:D:181:GLU:HA	1:D:181:GLU:OE1	1.46	1.06
1:A:503:VAL:HG11	1:A:520:ALA:C	1.76	1.06
1:A:893:SER:HB2	1:A:896:LEU:HB2	1.31	1.06
1:D:107:LEU:HD21	1:D:913:CYS:HA	1.36	1.06
2:E:107:ARG:CG	2:E:107:ARG:HH11	1.67	1.06
1:A:1026:ARG:HB3	1:A:1029:GLN:CG	1.84	1.06
2:B:417:TYR:OH	2:C:122:ARG:HD3	1.52	1.06
1:D:210:THR:HG23	1:D:224:CYS:HB3	1.36	1.06
1:D:279:ARG:CD	1:D:841:LEU:HB3	1.85	1.06
2:F:234:LYS:HZ3	2:F:344:ARG:HD2	1.14	1.06
1:A:711:ALA:C	1:A:713:PRO:HD3	1.75	1.06
1:D:856:GLU:OE1	1:D:859:TRP:HB2	1.54	1.06
1:A:784:GLY:H	2:C:363:ARG:CD	1.69	1.06

Continued on next page...

Continued from previous page...

Atom-1	Atom-2	Interatomic distance (Å)	Clash overlap (Å)
1:A:869:ARG:HG2	1:A:870:VAL:H	1.16	1.06
1:A:903:GLY:CA	1:A:1002:GLU:HB3	1.85	1.06
1:D:989:THR:HA	1:D:998:SER:OG	1.56	1.06
1:A:1014:ARG:HB2	1:A:1026:ARG:CZ	1.85	1.06
1:A:875:LYS:O	1:A:878:VAL:HG23	1.54	1.06
2:B:202:LYS:O	2:B:325:ARG:HD2	1.53	1.06
1:D:1055:SER:HA	1:D:1058:PHE:HB3	1.06	1.06
1:D:177:ARG:HB3	1:D:218:SER:HB3	1.37	1.06
2:F:247:THR:HB	2:F:251:TRP:HD1	1.15	1.06
2:F:454:HIS:CB	2:F:466:MET:HB2	1.86	1.06
1:A:363:ARG:NH1	1:A:406:VAL:HA	1.70	1.06
1:A:613:HIS:HB3	1:A:717:LEU:HG	1.35	1.06
1:A:845:VAL:HB	1:A:855:VAL:HB	1.36	1.06
1:D:1005:VAL:HA	1:D:1008:LEU:CD1	1.85	1.06
1:D:1209:ARG:HH21	2:F:253:ASP:CA	1.67	1.06
1:D:927:ARG:HG2	1:D:928:GLY:H	1.09	1.06
2:E:443:VAL:HG22	2:E:453:ILE:HG21	1.33	1.06
2:F:406:LEU:HA	2:F:409:ASN:ND2	1.70	1.06
1:D:203:LEU:H	1:D:380:GLY:CA	1.69	1.06
2:F:351:TYR:C	2:F:355:GLN:HB2	1.75	1.06
2:C:242:PHE:HB3	2:C:333:PRO:HB2	1.36	1.06
2:F:125:VAL:HG22	2:F:208:LEU:HA	1.07	1.06
1:A:76:ILE:HG13	1:A:77:GLN:HG3	1.36	1.05
1:D:504:LYS:HB2	1:D:523:ASP:CB	1.85	1.05
1:D:956:GLY:HA2	1:D:1094:THR:HG23	1.08	1.05
2:E:390:GLY:N	2:E:395:LEU:HG	1.69	1.05
2:F:446:THR:HG21	2:F:450:ASN:OD1	1.56	1.05
1:D:546:ARG:NH2	2:F:404:ASN:HB3	1.69	1.05
2:B:285:LYS:CG	2:B:286:GLY:H	1.69	1.05
1:D:959:GLN:HB2	1:D:960:PRO:HD2	1.39	1.05
2:F:239:LEU:O	2:F:336:LEU:HD22	1.56	1.05
1:A:1005:VAL:HA	1:A:1008:LEU:HD13	1.34	1.05
1:A:76:ILE:HG23	1:A:77:GLN:H	0.95	1.05
2:C:180:LYS:HE3	2:C:180:LYS:C	1.77	1.05
2:E:105:GLU:OE2	2:E:382:LYS:O	1.74	1.05
2:E:254:PHE:HA	2:E:257:ARG:HB3	1.37	1.05
2:B:336:LEU:HD21	2:B:338:VAL:HG23	1.31	1.05
2:C:241:TRP:CB	2:C:336:LEU:HD12	1.85	1.05
1:A:607:TRP:HA	1:A:610:PHE:O	1.54	1.05
1:D:432:VAL:HG11	1:D:1128:ARG:HE	1.20	1.05
1:D:591:LEU:CD1	1:D:594:LEU:HG	1.86	1.05

Continued on next page...

Continued from previous page...

Atom-1	Atom-2	Interatomic distance (Å)	Clash overlap (Å)
1:D:612:LEU:HB2	1:D:620:TRP:HB2	1.34	1.05
1:D:885:THR:HB	1:D:1146:ARG:HD2	1.34	1.05
2:F:208:LEU:HD11	2:F:240:VAL:HB	1.38	1.05
1:A:215:ILE:HG23	1:A:216:SER:H	1.20	1.05
1:D:798:ILE:CG2	1:D:869:ARG:HH12	1.69	1.05
2:B:101:PRO:HA	2:C:128:VAL:HG21	1.34	1.05
1:D:428:LEU:CD1	1:D:428:LEU:H	1.68	1.05
1:D:367:PRO:HD2	1:D:368:PRO:HD3	1.05	1.05
1:A:1026:ARG:HB3	1:A:1029:GLN:CB	1.86	1.04
1:A:1027:LYS:HB2	1:A:1092:PHE:HD2	1.22	1.04
2:F:203:ARG:HA	2:F:325:ARG:HD3	1.07	1.04
1:D:620:TRP:O	1:D:748:TRP:HB2	1.56	1.04
2:F:387:VAL:HA	2:F:443:VAL:HG22	1.09	1.04
1:A:167:PRO:HG2	1:A:177:ARG:HG3	1.38	1.04
2:E:382:LYS:HG3	2:E:383:VAL:N	1.72	1.04
1:A:667:GLN:O	1:A:670:PRO:HD2	1.58	1.04
2:C:431:LYS:HA	2:C:434:GLU:OE1	1.56	1.04
1:D:822:PRO:HD2	1:D:825:VAL:CG2	1.87	1.04
1:A:728:THR:HG22	1:A:729:GLN:H	1.20	1.04
2:C:85:GLN:HB3	2:C:95:CYS:O	1.56	1.04
1:D:411:LEU:O	1:D:415:LEU:HB2	1.56	1.04
2:C:342:LEU:CD2	2:C:345:GLY:H	1.71	1.04
2:F:203:ARG:HA	2:F:325:ARG:CD	1.87	1.04
1:A:239:LEU:O	1:A:241:PRO:HD2	1.58	1.04
1:A:959:GLN:CB	1:A:960:PRO:HD3	1.87	1.04
2:B:74:GLN:HG3	2:B:75:ARG:N	1.66	1.04
1:A:1056:GLU:HA	1:A:1059:ASN:ND2	1.73	1.04
1:A:1208:ARG:NH2	2:C:277:ASP:OD2	1.91	1.04
1:D:822:PRO:HD2	1:D:825:VAL:HG21	1.07	1.04
2:E:403:PHE:CD1	2:E:413:VAL:HB	1.92	1.04
1:A:885:THR:CB	1:A:1146:ARG:HE	1.70	1.04
2:C:442:LEU:O	2:C:455:LEU:HD22	1.56	1.04
1:D:428:LEU:HD12	1:D:428:LEU:H	0.93	1.04
2:F:342:LEU:CD2	2:F:345:GLY:H	1.71	1.04
1:A:1060:LYS:HE3	1:A:1065:ALA:H	1.18	1.03
2:C:406:LEU:HA	2:C:409:ASN:ND2	1.73	1.03
2:F:239:LEU:H	2:F:338:VAL:CG1	1.70	1.03
1:A:161:GLN:O	1:A:163:PRO:HD3	1.56	1.03
1:D:1029:GLN:NE2	1:D:1030:ARG:HH21	1.55	1.03
1:D:798:ILE:HG22	1:D:869:ARG:NH2	1.71	1.03
1:A:608:ASP:CB	1:A:779:LEU:HD13	1.87	1.03

Continued on next page...

Continued from previous page...

Atom-1	Atom-2	Interatomic distance (Å)	Clash overlap (Å)
1:A:916:PHE:HA	1:A:919:MET:HB2	1.35	1.03
1:D:157:LEU:HD21	1:D:194:ALA:HB3	1.37	1.03
1:A:1047:ARG:HA	1:A:1047:ARG:NH1	1.72	1.03
2:B:374:LEU:H	2:B:458:ARG:NH2	1.56	1.03
1:A:1236:GLN:HB3	1:A:1237:PRO:HD3	1.40	1.03
2:C:244:PRO:HD2	2:C:247:THR:HG21	1.39	1.03
1:A:1006:ARG:NH2	1:A:1010:LEU:HD11	1.74	1.03
1:D:348:LEU:HD21	1:D:350:ILE:HG13	1.35	1.03
1:A:1128:ARG:HG3	1:A:1129:PHE:N	1.69	1.03
1:A:175:TRP:HB3	1:A:186:PRO:HD3	1.41	1.03
1:A:669:MET:O	1:A:673:ALA:CB	2.06	1.03
2:E:107:ARG:HG3	2:E:107:ARG:HH11	0.89	1.03
2:F:382:LYS:HD3	2:F:411:ILE:HG13	1.34	1.03
1:A:371:LYS:O	1:A:373:PRO:HD3	1.56	1.03
1:D:371:LYS:HA	1:D:374:ARG:CD	1.88	1.03
1:D:798:ILE:HG23	1:D:869:ARG:HH12	1.17	1.03
1:A:80:SER:H	1:A:83:LEU:HD11	1.19	1.03
2:F:473:ASP:HA	2:F:476:ILE:CG2	1.89	1.03
1:A:249:VAL:CG2	1:A:817:PRO:HD3	1.89	1.02
1:A:439:GLN:HG2	1:A:835:GLY:HA3	1.38	1.02
2:C:102:LEU:HD11	2:C:435:MET:HE1	1.41	1.02
1:D:866:ARG:HB3	1:D:867:PRO:HD3	1.41	1.02
2:E:262:TRP:HA	2:E:265:LYS:HE3	1.40	1.02
2:F:466:MET:CB	2:F:471:LEU:HD22	1.89	1.02
1:A:997:LEU:CD2	1:A:998:SER:H	1.71	1.02
2:C:236:GLU:HA	2:C:341:ASP:CB	1.87	1.02
2:F:386:ASP:O	2:F:443:VAL:HG13	1.59	1.02
1:D:775:GLU:HA	1:D:780:GLN:HG2	1.40	1.02
1:D:815:TRP:HA	1:D:838:GLY:HA3	1.41	1.02
1:A:125:LEU:HD23	1:A:125:LEU:H	1.19	1.02
1:D:1209:ARG:NH1	2:F:252:LEU:HD13	1.74	1.02
1:D:213:VAL:HG22	1:D:401:TRP:CH2	1.93	1.02
1:D:854:ALA:HB1	1:D:860:LEU:CD1	1.88	1.02
1:A:498:LYS:HE3	1:A:518:ALA:H	1.23	1.02
1:A:645:VAL:O	1:A:650:ARG:HD2	1.60	1.02
1:A:76:ILE:HG23	1:A:77:GLN:N	1.73	1.02
1:D:623:LEU:O	1:D:625:PRO:HD3	1.59	1.02
2:E:428:LEU:HD13	2:E:428:LEU:H	1.25	1.02
2:E:447:THR:HG21	2:E:453:ILE:HG23	1.40	1.02
1:A:288:ARG:HA	1:A:288:ARG:NE	1.64	1.02
2:F:200:VAL:HG11	2:F:204:LEU:HB2	1.38	1.02

Continued on next page...

Continued from previous page...

Atom-1	Atom-2	Interatomic distance (Å)	Clash overlap (Å)
2:F:439:PHE:HD1	2:F:458:ARG:HB2	1.20	1.02
2:C:300:ILE:HG23	2:C:342:LEU:HD11	1.40	1.02
2:C:430:SER:O	2:C:434:GLU:HG3	1.59	1.02
1:D:420:HIS:HD1	1:D:421:PRO:CD	1.71	1.02
1:D:605:LEU:HD22	1:D:781:ALA:CB	1.88	1.02
2:F:209:ALA:HB1	2:F:238:SER:O	1.60	1.02
1:A:853:ARG:NH1	1:A:1105:ALA:HB3	1.73	1.02
1:A:479:TYR:O	1:A:480:LYS:HG2	1.57	1.02
1:A:502:LYS:HG3	1:A:503:VAL:N	1.74	1.02
1:A:925:LYS:HG3	1:A:926:SER:N	1.73	1.02
2:E:186:LEU:O	2:E:190:LEU:HD13	1.58	1.02
1:A:1128:ARG:HG3	1:A:1129:PHE:H	0.89	1.02
1:A:192:GLU:HB3	1:A:217:PRO:HG2	1.39	1.02
1:A:444:TYR:CD2	1:A:874:LEU:HD23	1.94	1.02
1:D:135:LEU:HD23	1:D:135:LEU:H	1.22	1.02
2:F:386:ASP:HB2	2:F:442:LEU:HA	1.03	1.02
2:F:386:ASP:HB3	2:F:442:LEU:HD23	1.40	1.02
1:D:880:ALA:HB2	1:D:1187:ARG:O	1.58	1.01
1:D:1188:CYS:C	1:D:1189:LEU:HD22	1.80	1.01
1:D:351:SER:C	1:D:358:GLU:OE2	1.97	1.01
1:D:297:MET:HG2	1:D:411:LEU:HD22	1.40	1.01
1:D:717:LEU:O	1:D:721:ALA:HB2	1.59	1.01
1:D:607:TRP:CD1	1:D:780:GLN:N	2.27	1.01
1:D:992:LEU:HB3	1:D:996:ARG:CG	1.90	1.01
1:A:612:LEU:HD22	1:A:621:GLY:H	0.85	1.01
1:A:623:LEU:HB3	1:A:667:GLN:NE2	1.74	1.01
1:D:1014:ARG:CG	1:D:1026:ARG:HE	1.72	1.01
1:D:1027:LYS:HZ2	1:D:1091:GLU:HG2	1.13	1.01
1:D:86:GLN:NE2	1:D:132:GLY:H	1.56	1.01
2:E:266:PHE:HB3	2:E:376:PRO:HD3	1.39	1.01
1:A:1190:ARG:CZ	1:A:1197:CYS:HB2	1.89	1.01
1:A:408:GLN:HA	1:A:411:LEU:CG	1.89	1.01
2:B:419:GLU:HB2	2:C:203:ARG:NH2	1.75	1.01
1:D:249:VAL:HG13	1:D:252:GLY:H	0.90	1.01
1:D:213:VAL:HG21	1:D:397:ALA:HB1	1.40	1.01
1:D:577:CYS:O	1:D:579:ARG:N	1.93	1.01
1:D:1131:ILE:H	1:D:1131:ILE:CD1	1.73	1.01
1:A:608:ASP:HB3	1:A:779:LEU:HD13	1.02	1.01
1:D:275:ARG:NE	1:D:843:GLN:N	2.07	1.01
1:D:735:GLY:HA3	1:D:749:PHE:HB3	1.42	1.01
2:F:126:PHE:HA	2:F:209:ALA:O	1.58	1.01

Continued on next page...

Continued from previous page...

Atom-1	Atom-2	Interatomic distance (Å)	Clash overlap (Å)
1:A:1068:ASP:H	1:A:1071:ARG:CG	1.73	1.01
2:C:403:PHE:CE1	2:C:415:PRO:HG3	1.96	1.01
1:A:369:PRO:HB2	1:A:372:GLU:HG3	1.03	1.01
2:C:200:VAL:HG21	2:C:204:LEU:HD22	1.42	1.01
2:C:386:ASP:HB3	2:C:442:LEU:HD23	1.38	1.01
1:D:1141:VAL:HB	1:D:1146:ARG:HE	0.87	1.01
1:D:195:LEU:H	1:D:265:LEU:HD22	1.25	1.01
1:D:420:HIS:HD1	1:D:421:PRO:HD2	0.85	1.01
1:D:503:VAL:O	1:D:505:LYS:N	1.92	1.01
1:D:610:PHE:H	1:D:611:PRO:CD	1.73	1.01
1:D:249:VAL:HG13	1:D:252:GLY:N	1.75	1.01
1:D:483:PRO:O	1:D:486:TRP:HB2	1.61	1.01
1:A:222:SER:HB2	1:A:223:TRP:CD1	1.96	1.01
1:A:408:GLN:O	1:A:412:PRO:HD3	1.61	1.01
1:A:615:SER:HB2	1:A:725:PRO:HB3	1.42	1.01
2:C:341:ASP:O	2:C:342:LEU:HD13	1.60	1.01
1:D:179:GLY:HA3	1:D:182:GLY:CA	1.90	1.01
1:D:870:VAL:O	1:D:873:GLU:HG2	1.60	1.01
2:F:431:LYS:HA	2:F:434:GLU:OE1	1.60	1.01
1:A:1060:LYS:HD3	1:A:1073:PRO:CB	1.90	1.01
2:C:277:ASP:OD2	2:C:287:ASN:HB3	1.59	1.01
2:C:454:HIS:HB3	2:C:466:MET:HB2	1.43	1.01
1:D:439:GLN:HE21	1:D:835:GLY:HA3	1.23	1.01
1:D:612:LEU:HD21	1:D:622:TYR:CE1	1.95	1.01
1:D:736:ASN:HA	1:D:750:PHE:CE1	1.95	1.01
1:D:904:ASP:HB3	1:D:912:GLY:HA3	1.38	1.01
1:D:932:HIS:O	1:D:935:THR:HG22	1.59	1.01
2:F:446:THR:HB	2:F:450:ASN:CB	1.90	1.01
1:A:118:VAL:N	1:A:119:PRO:HD3	1.73	1.00
1:A:1179:PHE:HB3	1:A:1220:ILE:HG12	1.43	1.00
1:A:615:SER:CB	1:A:725:PRO:HB3	1.91	1.00
1:D:1019:TRP:CE3	1:D:1168:LEU:HG	1.94	1.00
1:D:1057:MET:HB3	1:D:1064:ILE:HD11	1.41	1.00
2:F:245:PRO:O	2:F:248:SER:HB2	1.61	1.00
2:F:387:VAL:HG12	2:F:443:VAL:HG21	1.43	1.00
2:C:393:LEU:HD23	2:C:396:ARG:HG2	1.42	1.00
2:E:82:SER:H	2:E:85:GLN:HG3	1.26	1.00
1:A:175:TRP:HB2	1:A:184:ALA:HA	1.44	1.00
1:A:420:HIS:CD2	1:A:1020:ILE:HG21	1.96	1.00
1:A:639:THR:HB	1:A:640:LEU:HD23	1.39	1.00
2:B:268:MET:H	2:B:270:PRO:HD2	1.19	1.00

Continued on next page...

Continued from previous page...

Atom-1	Atom-2	Interatomic distance (Å)	Clash overlap (Å)
1:D:1131:ILE:HD11	1:D:1138:ARG:CA	1.91	1.00
2:F:190:LEU:O	2:F:193:TYR:HB3	1.62	1.00
2:F:241:TRP:CB	2:F:336:LEU:HB2	1.90	1.00
2:E:78:PHE:HA	2:E:102:LEU:HB3	1.41	1.00
2:F:304:TRP:H	2:F:337:SER:HB2	0.84	1.00
1:A:866:ARG:HG2	1:A:1069:ILE:HG21	1.42	1.00
1:D:275:ARG:NH1	1:D:843:GLN:HG2	1.76	1.00
2:E:331:VAL:HG22	2:E:333:PRO:HD3	1.42	1.00
1:D:1006:ARG:HH12	1:D:1009:ASN:HB2	0.83	1.00
1:D:269:HIS:O	1:D:294:THR:HG23	1.61	1.00
1:D:441:TRP:CE2	1:D:879:GLN:HA	1.97	1.00
2:E:432:TYR:HA	2:E:435:MET:CB	1.91	1.00
2:F:375:HIS:H	2:F:378:LEU:HD22	1.25	1.00
1:A:1047:ARG:HH11	1:A:1047:ARG:HA	1.20	1.00
2:C:234:LYS:HZ3	2:C:344:ARG:HD2	1.23	1.00
2:C:234:LYS:NZ	2:C:344:ARG:HD2	1.74	1.00
2:E:432:TYR:HB2	2:E:437:ILE:HD11	1.00	1.00
2:F:125:VAL:HG22	2:F:208:LEU:CA	1.91	1.00
1:A:267:VAL:HG23	1:A:291:PHE:CD2	1.97	1.00
1:A:213:VAL:HG12	1:A:401:TRP:HE1	0.83	1.00
1:A:436:PRO:HG2	1:A:879:GLN:HB3	1.44	1.00
2:C:343:ASP:C	2:C:347:LEU:HD13	1.81	1.00
1:D:1197:CYS:H	1:D:1204:THR:HG23	1.26	1.00
1:D:374:ARG:HD3	1:D:392:LEU:HD21	1.41	1.00
2:F:301:GLU:CB	2:F:339:ASN:HB3	1.90	1.00
2:C:356:LEU:HB3	2:C:359:ASN:HD21	1.21	1.00
1:D:1165:ALA:CB	1:D:1173:LEU:HD12	1.90	1.00
1:D:946:ALA:HA	1:D:949:PHE:CE2	1.95	1.00
1:A:175:TRP:HB2	1:A:184:ALA:CA	1.92	1.00
2:C:134:LYS:HB3	2:C:180:LYS:HD3	1.43	1.00
2:C:301:GLU:CB	2:C:339:ASN:HB3	1.90	1.00
1:D:522:GLY:O	1:D:524:PRO:HD3	1.62	1.00
1:A:1141:VAL:HB	1:A:1146:ARG:HD2	1.44	0.99
1:A:871:GLY:C	1:A:873:GLU:N	2.10	0.99
2:B:453:ILE:HD12	2:B:468:ILE:HB	1.43	0.99
1:D:251:THR:OG1	1:D:254:SER:HA	1.62	0.99
1:D:504:LYS:CD	1:D:523:ASP:HB3	1.90	0.99
2:E:128:VAL:HG13	2:E:210:GLN:HE21	1.24	0.99
2:E:283:GLY:HA3	2:E:306:LEU:HA	1.44	0.99
2:F:386:ASP:HB2	2:F:442:LEU:CA	1.90	0.99
2:F:454:HIS:HB3	2:F:466:MET:HB2	1.42	0.99

Continued on next page...

Continued from previous page...

Atom-1	Atom-2	Interatomic distance (Å)	Clash overlap (Å)
1:A:792:LEU:HD12	1:A:793:GLU:H	1.22	0.99
2:C:325:ARG:HG3	2:C:325:ARG:HH11	1.23	0.99
1:D:242:ALA:CB	1:D:245:ILE:HG12	1.92	0.99
1:D:775:GLU:HB3	1:D:796:LYS:HE2	1.44	0.99
2:E:436:SER:C	2:E:437:ILE:HD12	1.82	0.99
2:F:468:ILE:O	2:F:472:LYS:HG2	1.59	0.99
2:B:285:LYS:HG2	2:B:286:GLY:H	0.85	0.99
2:C:387:VAL:HG11	2:C:399:CYS:HB3	1.44	0.99
1:D:1151:LEU:O	1:D:1155:ILE:HG12	1.63	0.99
1:A:378:VAL:CB	1:A:381:THR:HG23	1.93	0.99
2:B:396:ARG:HD2	2:B:417:TYR:HB2	1.44	0.99
1:D:1198:LYS:HA	1:D:1204:THR:OG1	1.59	0.99
2:F:473:ASP:HA	2:F:476:ILE:HG23	1.45	0.99
1:A:634:LEU:HB3	1:A:635:PRO:HA	1.45	0.99
2:B:127:PRO:HB2	2:C:104:VAL:HG11	1.41	0.99
2:B:244:PRO:O	2:B:248:SER:HB2	1.61	0.99
2:F:325:ARG:HG3	2:F:325:ARG:HH11	1.26	0.99
1:A:152:GLU:HA	1:A:155:ASN:HD22	1.26	0.99
1:A:623:LEU:HB3	1:A:667:GLN:HE22	1.24	0.99
2:B:374:LEU:HB2	2:B:458:ARG:HH12	1.26	0.99
1:D:775:GLU:O	1:D:776:ASP:HB3	1.59	0.99
2:F:131:LEU:HG	2:F:133:HIS:CE1	1.97	0.99
1:A:210:THR:O	1:A:211:LEU:HB2	1.62	0.99
1:D:128:PRO:CA	1:D:130:LEU:HD21	1.91	0.99
1:D:641:GLU:C	1:D:645:VAL:HG21	1.81	0.99
2:F:244:PRO:HD2	2:F:247:THR:HG21	1.42	0.99
1:A:316:LYS:HD2	1:A:350:ILE:HG12	1.40	0.99
1:A:655:LEU:HB2	1:A:719:LEU:HB3	1.44	0.99
1:A:962:ALA:HB2	1:A:986:TYR:OH	1.60	0.99
1:D:490:TRP:CZ2	1:D:598:VAL:HB	1.97	0.99
1:D:74:LEU:CD1	1:D:77:GLN:HA	1.93	0.99
1:A:1057:MET:O	1:A:1064:ILE:HG21	1.62	0.99
1:A:624:VAL:O	1:A:626:GLY:N	1.95	0.99
1:A:793:GLU:HA	1:A:796:LYS:HD3	1.44	0.99
2:C:466:MET:SD	2:C:471:LEU:HD23	2.03	0.99
1:D:1019:TRP:HE3	1:D:1168:LEU:HG	1.21	0.99
1:D:441:TRP:NE1	1:D:879:GLN:HA	1.74	0.99
2:F:102:LEU:HD11	2:F:435:MET:HE1	1.41	0.99
1:A:192:GLU:CB	1:A:217:PRO:HG2	1.93	0.98
2:C:396:ARG:HH11	2:C:397:GLN:HA	1.26	0.98
1:D:270:ASN:HA	1:D:294:THR:CG2	1.92	0.98

Continued on next page...

Continued from previous page...

Atom-1	Atom-2	Interatomic distance (Å)	Clash overlap (Å)
1:D:375:GLU:O	1:D:379:LYS:N	1.96	0.98
1:D:608:ASP:HB3	1:D:620:TRP:CE3	1.98	0.98
1:D:741:ASP:HB2	1:D:748:TRP:HH2	1.28	0.98
1:A:879:GLN:HB2	1:A:886:LEU:HD11	1.45	0.98
1:D:1005:VAL:HA	1:D:1008:LEU:HD13	1.41	0.98
1:D:114:GLY:C	1:D:116:PRO:HD3	1.83	0.98
1:D:994:TRP:O	1:D:995:TYR:HB3	1.62	0.98
2:F:236:GLU:CA	2:F:341:ASP:HB3	1.93	0.98
2:F:454:HIS:HD2	2:F:468:ILE:HA	1.24	0.98
1:A:272:SER:HB3	1:A:273:PHE:HD2	1.27	0.98
2:C:468:ILE:O	2:C:472:LYS:HG2	1.60	0.98
1:D:1193:VAL:HG22	1:D:1194:THR:H	0.85	0.98
2:F:317:GLY:CA	2:F:320:SER:HB2	1.92	0.98
1:A:192:GLU:OE2	1:A:194:ALA:N	1.97	0.98
1:A:869:ARG:HG2	1:A:870:VAL:N	1.71	0.98
1:D:245:ILE:HG13	1:D:246:PRO:CD	1.92	0.98
1:D:375:GLU:CG	1:D:379:LYS:HB3	1.93	0.98
1:D:551:LYS:N	1:D:551:LYS:HD2	1.63	0.98
1:D:73:PRO:HG3	1:D:90:GLN:HG2	1.43	0.98
1:A:382:MET:SD	1:A:383:LYS:N	2.36	0.98
1:A:621:GLY:HA2	1:A:748:TRP:HB3	1.42	0.98
2:B:308:ASP:HB3	2:B:309:HIS:ND1	1.79	0.98
2:C:203:ARG:HA	2:C:325:ARG:CD	1.92	0.98
1:A:996:ARG:HB2	1:A:1004:LEU:HD22	1.44	0.98
1:A:222:SER:HB2	1:A:223:TRP:HD1	1.26	0.98
1:A:273:PHE:HA	1:A:276:ALA:CB	1.94	0.98
2:B:324:GLY:N	2:B:331:VAL:O	1.95	0.98
2:B:70:LEU:HD22	2:B:88:ARG:HH11	1.24	0.98
2:C:247:THR:HB	2:C:251:TRP:CD1	1.99	0.98
2:F:372:LEU:HD21	2:F:435:MET:C	1.84	0.98
2:F:454:HIS:CD2	2:F:468:ILE:HA	1.97	0.98
1:D:886:LEU:C	1:D:1146:ARG:HH12	1.67	0.98
1:A:606:THR:HG23	1:A:614:TYR:N	1.79	0.98
1:A:771:LEU:HD22	1:A:771:LEU:H	1.28	0.98
1:A:815:TRP:HA	1:A:838:GLY:HA3	1.44	0.98
1:A:866:ARG:CG	1:A:1069:ILE:HG21	1.94	0.98
2:B:211:ILE:HA	2:B:237:ALA:HA	1.46	0.98
2:F:85:GLN:HB3	2:F:95:CYS:O	1.62	0.98
1:A:1204:THR:O	1:A:1204:THR:HG22	1.61	0.98
1:A:188:ALA:O	1:A:189:ILE:HG23	1.62	0.98
1:A:196:VAL:HG13	1:A:269:HIS:CD2	1.99	0.98

Continued on next page...

Continued from previous page...

Atom-1	Atom-2	Interatomic distance (Å)	Clash overlap (Å)
2:C:372:LEU:HD11	2:C:436:SER:CB	1.94	0.98
2:C:473:ASP:HA	2:C:476:ILE:CG2	1.93	0.98
1:D:1055:SER:CA	1:D:1058:PHE:HB3	1.93	0.98
1:D:1069:ILE:HG23	1:D:1070:PRO:HD2	1.46	0.98
2:E:262:TRP:O	2:E:265:LYS:HB3	1.64	0.98
2:F:236:GLU:HA	2:F:341:ASP:CB	1.93	0.98
2:F:303:LEU:HA	2:F:337:SER:OG	1.63	0.98
1:A:297:MET:SD	1:A:411:LEU:HB2	2.04	0.98
1:A:914:THR:HA	1:A:918:TRP:HB3	1.42	0.98
2:C:363:ARG:HH11	2:C:363:ARG:HA	1.28	0.98
2:C:82:SER:CA	2:C:86:LEU:HD21	1.94	0.98
1:D:128:PRO:HA	1:D:130:LEU:HD21	0.99	0.98
1:D:275:ARG:HH11	1:D:843:GLN:NE2	1.60	0.98
1:D:459:MET:N	1:D:460:LYS:HZ1	1.62	0.98
1:D:926:SER:HB2	1:D:930:ASP:HB2	1.42	0.98
2:E:107:ARG:NH1	2:E:107:ARG:HG3	1.64	0.98
2:F:342:LEU:HD23	2:F:345:GLY:H	1.26	0.98
2:F:372:LEU:CD1	2:F:436:SER:HB2	1.94	0.98
2:F:385:LEU:O	2:F:416:GLY:HA3	1.64	0.98
1:A:498:LYS:HE2	1:A:499:LYS:H	1.29	0.97
2:C:276:SER:O	2:C:287:ASN:HB2	1.62	0.97
2:C:317:GLY:HA3	2:C:320:SER:HB2	1.46	0.97
1:D:345:TRP:HA	1:D:1040:LYS:NZ	1.78	0.97
1:D:428:LEU:HD12	1:D:428:LEU:N	1.78	0.97
1:A:1207:GLU:HB3	1:A:1213:PRO:HG3	1.42	0.97
1:D:1124:ALA:HB1	1:D:1148:ARG:NH1	1.79	0.97
2:F:102:LEU:HD11	2:F:435:MET:CE	1.92	0.97
2:F:300:ILE:HG22	2:F:301:GLU:HG3	1.44	0.97
1:A:959:GLN:HB2	1:A:960:PRO:HD3	0.99	0.97
1:A:996:ARG:HH12	1:A:1003:TRP:HB2	1.28	0.97
1:D:1200:PRO:HG2	1:D:1203:PRO:HG2	1.44	0.97
1:D:959:GLN:HB2	1:D:960:PRO:CD	1.93	0.97
2:E:407:LEU:CD2	2:E:412:SER:HA	1.94	0.97
2:B:106:LEU:HD12	2:B:109:ASN:HD22	1.27	0.97
2:C:241:TRP:CB	2:C:336:LEU:HB2	1.95	0.97
2:C:439:PHE:CD1	2:C:458:ARG:HG3	2.00	0.97
1:D:869:ARG:O	1:D:1200:PRO:HG3	1.63	0.97
1:D:1208:ARG:HH12	2:F:285:LYS:HD3	1.27	0.97
1:D:138:HIS:O	1:D:142:LEU:HG	1.64	0.97
2:F:386:ASP:CB	2:F:442:LEU:HA	1.93	0.97
1:A:203:LEU:C	1:A:205:GLU:H	1.44	0.97

Continued on next page...

Continued from previous page...

Atom-1	Atom-2	Interatomic distance (Å)	Clash overlap (Å)
1:A:253:ALA:CB	1:A:280:GLU:HB2	1.94	0.97
2:B:101:PRO:CA	2:C:128:VAL:HG21	1.95	0.97
1:D:219:ALA:O	1:D:220:TRP:HB2	1.61	0.97
1:D:513:LEU:H	1:D:570:PRO:HG3	1.25	0.97
1:A:392:LEU:HG	1:A:395:TYR:CG	1.98	0.97
1:A:526:ASP:O	1:A:527:GLN:HB2	1.64	0.97
1:A:76:ILE:CB	1:A:911:HIS:NE2	2.26	0.97
2:E:456:ARG:CZ	2:E:463:LYS:HE3	1.95	0.97
2:F:82:SER:CA	2:F:86:LEU:HD21	1.93	0.97
1:A:308:GLN:NE2	1:A:1091:GLU:H	1.61	0.97
1:A:849:THR:HG22	1:A:851:THR:H	1.29	0.97
2:C:301:GLU:HB3	2:C:339:ASN:CB	1.93	0.97
2:C:419:GLU:OE2	2:C:428:LEU:HD13	1.64	0.97
1:D:1001:GLY:O	1:D:1004:LEU:HB2	1.64	0.97
1:D:1128:ARG:HG3	1:D:1129:PHE:H	1.28	0.97
1:D:876:ALA:HA	1:D:1189:LEU:HB2	1.47	0.97
1:D:1231:LEU:HD11	1:D:1236:GLN:NE2	1.80	0.97
1:D:656:TYR:HB3	1:D:744:ILE:HG21	1.47	0.97
1:A:175:TRP:CB	1:A:184:ALA:HA	1.94	0.97
2:C:245:PRO:O	2:C:248:SER:HB2	1.63	0.97
1:D:115:GLN:N	1:D:116:PRO:HD3	1.76	0.97
1:D:1197:CYS:N	1:D:1204:THR:HG23	1.80	0.97
2:E:442:LEU:HD13	2:E:443:VAL:N	1.78	0.97
1:A:927:ARG:O	1:A:930:ASP:HB3	1.65	0.97
1:A:755:LYS:HD3	1:A:964:ARG:NH1	1.80	0.97
2:C:127:PRO:CD	2:C:210:GLN:HB2	1.94	0.97
1:D:275:ARG:HD2	1:D:843:GLN:CD	1.83	0.97
2:E:377:CYS:C	2:E:380:PRO:HD2	1.83	0.97
1:A:1002:GLU:O	1:A:1005:VAL:HG22	1.63	0.97
1:A:472:GLN:HG3	2:C:460:THR:HA	1.47	0.97
1:A:76:ILE:CG2	1:A:77:GLN:H	1.78	0.97
2:C:236:GLU:CA	2:C:341:ASP:HB3	1.95	0.97
2:C:441:VAL:HG11	2:C:454:HIS:CE1	1.99	0.97
1:D:350:ILE:H	1:D:350:ILE:HD12	1.30	0.97
1:D:601:LYS:HE3	1:D:721:ALA:HB1	1.45	0.97
1:D:618:HIS:HB2	1:D:725:PRO:HD2	1.47	0.97
1:D:996:ARG:NE	1:D:996:ARG:H	1.61	0.97
1:D:495:PHE:O	1:D:496:LYS:HD2	1.64	0.96
1:D:801:TRP:CE3	1:D:870:VAL:CG1	2.46	0.96
2:E:264:ARG:HE	2:E:273:PHE:HB2	1.28	0.96
1:A:1026:ARG:O	1:A:1030:ARG:N	1.95	0.96

Continued on next page...

Continued from previous page...

Atom-1	Atom-2	Interatomic distance (Å)	Clash overlap (Å)
1:A:225:SER:HA	1:A:228:LEU:HD13	1.46	0.96
1:D:279:ARG:HD2	1:D:841:LEU:CB	1.95	0.96
1:D:302:SER:OG	1:D:351:SER:HB3	1.64	0.96
1:D:900:ALA:CB	1:D:915:ALA:HB1	1.94	0.96
1:A:1198:LYS:HG3	1:A:1204:THR:CG2	1.94	0.96
1:A:166:PRO:CG	1:A:398:GLN:HE22	1.76	0.96
1:D:1069:ILE:CG2	1:D:1070:PRO:HD2	1.95	0.96
1:D:375:GLU:HG3	1:D:379:LYS:CB	1.93	0.96
1:D:624:VAL:O	1:D:626:GLY:N	1.99	0.96
2:E:254:PHE:HB2	2:E:257:ARG:HH11	1.26	0.96
1:A:811:GLN:HB2	1:A:840:ILE:HG21	1.45	0.96
2:C:344:ARG:HA	2:C:347:LEU:HB2	1.45	0.96
2:C:446:THR:HA	2:C:450:ASN:HB2	1.43	0.96
1:D:279:ARG:HD2	1:D:841:LEU:HB3	0.99	0.96
1:D:887:VAL:HG23	1:D:1146:ARG:CZ	1.95	0.96
2:B:396:ARG:CG	2:B:417:TYR:HB2	1.93	0.96
1:D:101:ARG:HG3	1:D:101:ARG:HH11	1.30	0.96
1:D:1198:LYS:CA	1:D:1204:THR:OG1	2.14	0.96
1:D:279:ARG:HB3	1:D:841:LEU:HB2	1.46	0.96
1:D:465:ASP:O	1:D:469:ASP:HB2	1.66	0.96
1:D:549:LEU:N	1:D:551:LYS:NZ	2.14	0.96
2:F:127:PRO:HD3	2:F:210:GLN:N	1.80	0.96
1:A:589:PRO:HG3	1:A:805:HIS:CD2	1.99	0.96
1:A:1038:TRP:O	1:A:1042:GLU:HG2	1.65	0.96
1:A:211:LEU:CD1	1:A:221:TYR:HB3	1.96	0.96
1:A:605:LEU:HA	1:A:781:ALA:HB3	1.47	0.96
2:C:417:TYR:HD2	2:C:417:TYR:N	1.64	0.96
1:D:1007:GLU:O	1:D:1011:PRO:HD3	1.65	0.96
1:D:798:ILE:HA	1:D:869:ARG:CZ	1.95	0.96
1:D:993:ARG:N	1:D:996:ARG:HD2	1.79	0.96
2:F:466:MET:HB3	2:F:471:LEU:CD2	1.96	0.96
1:A:666:GLN:O	1:A:670:PRO:CD	2.14	0.96
2:C:239:LEU:H	2:C:338:VAL:HG12	1.18	0.96
1:D:193:ARG:HA	1:D:193:ARG:CZ	1.96	0.96
1:D:866:ARG:HG3	1:D:1069:ILE:CG2	1.95	0.96
2:E:380:PRO:O	2:E:382:LYS:HB2	1.65	0.96
1:A:493:GLN:O	1:A:494:GLU:HG2	1.65	0.96
2:C:317:GLY:HA3	2:C:320:SER:H	1.29	0.96
1:D:1067:SER:CA	1:D:1071:ARG:HA	1.96	0.96
2:E:419:GLU:HA	2:F:203:ARG:NH2	1.81	0.96
1:D:1069:ILE:CB	1:D:1070:PRO:HD2	1.96	0.96

Continued on next page...

Continued from previous page...

Atom-1	Atom-2	Interatomic distance (Å)	Clash overlap (Å)
1:D:285:GLN:NE2	1:D:1128:ARG:HG2	1.80	0.96
1:D:559:LEU:HG	1:D:560:PRO:HD2	1.45	0.96
1:D:604:ALA:HA	1:D:613:HIS:HE1	1.24	0.96
2:F:309:HIS:HA	2:F:312:LEU:HD12	1.43	0.96
2:F:455:LEU:HA	2:F:456:ARG:HH21	1.27	0.96
1:A:660:CYS:SG	1:A:661:LEU:N	2.39	0.95
2:C:317:GLY:CA	2:C:320:SER:HB2	1.95	0.95
2:C:454:HIS:HA	2:C:468:ILE:HD12	1.47	0.95
1:D:597:ARG:C	1:D:616:GLU:OE1	2.05	0.95
1:D:605:LEU:O	1:D:781:ALA:HA	1.65	0.95
2:B:261:GLN:NE2	2:B:264:ARG:HH21	1.62	0.95
2:B:311:LEU:CG	2:B:312:LEU:H	1.78	0.95
2:B:86:LEU:HD23	2:B:96:HIS:HB2	1.48	0.95
2:F:114:TRP:HE1	2:F:259:ARG:CZ	1.78	0.95
2:F:241:TRP:CD1	2:F:243:THR:HG23	2.01	0.95
1:D:1208:ARG:HH22	2:F:285:LYS:CD	1.78	0.95
2:F:241:TRP:N	2:F:336:LEU:CB	2.29	0.95
2:F:423:SER:OG	2:F:428:LEU:HD21	1.66	0.95
2:F:453:ILE:HG22	2:F:455:LEU:H	1.30	0.95
2:B:301:GLU:HA	2:B:340:GLY:HA3	1.47	0.95
2:C:431:LYS:NZ	2:C:435:MET:HG2	1.80	0.95
1:D:1138:ARG:HH11	1:D:1138:ARG:HG2	1.29	0.95
1:D:849:THR:HB	1:D:852:ARG:H	1.31	0.95
1:A:176:THR:CA	1:A:218:SER:HB2	1.96	0.95
1:A:758:ASN:HB2	1:A:1058:PHE:CZ	2.00	0.95
1:A:927:ARG:HG2	1:A:928:GLY:N	1.81	0.95
2:B:260:LEU:C	2:B:264:ARG:HD3	1.86	0.95
1:D:1023:GLN:OE1	1:D:1100:VAL:HA	1.64	0.95
1:D:203:LEU:N	1:D:380:GLY:HA2	1.79	0.95
1:D:241:PRO:O	1:D:244:LEU:HG	1.65	0.95
2:E:187:HIS:HA	2:E:190:LEU:HD22	1.47	0.95
2:F:134:LYS:HB3	2:F:180:LYS:HD3	1.49	0.95
2:E:181:LEU:HB3	2:E:215:PHE:HE1	1.28	0.95
2:F:127:PRO:HD3	2:F:209:ALA:C	1.87	0.95
2:F:350:LEU:HD12	2:F:350:LEU:N	1.80	0.95
2:F:435:MET:HE2	2:F:435:MET:HA	1.46	0.95
1:A:1218:LEU:O	1:A:1219:ASP:HB2	1.64	0.95
1:A:169:TRP:CZ3	1:A:391:ASP:HA	2.01	0.95
2:B:372:LEU:HD13	2:B:434:GLU:HA	1.45	0.95
2:C:206:TYR:HD2	2:C:206:TYR:H	0.96	0.95
2:C:466:MET:CB	2:C:471:LEU:HD22	1.97	0.95

Continued on next page...

Continued from previous page...

Atom-1	Atom-2	Interatomic distance (Å)	Clash overlap (Å)
1:D:1006:ARG:HH12	1:D:1009:ASN:CB	1.79	0.95
1:D:576:LEU:CG	1:D:577:CYS:H	1.80	0.95
1:A:1131:ILE:HD13	1:A:1138:ARG:N	1.82	0.95
1:A:490:TRP:HH2	1:A:598:VAL:HB	1.28	0.95
1:A:549:LEU:HD21	2:C:398:VAL:CB	1.97	0.95
1:D:486:TRP:HZ2	1:D:722:ARG:HA	1.31	0.95
1:A:996:ARG:NH2	1:A:1003:TRP:HB3	1.81	0.95
1:A:1131:ILE:HD11	1:A:1133:ILE:HG22	1.49	0.95
2:E:255:TRP:O	2:E:259:ARG:HB2	1.66	0.95
2:E:382:LYS:HG2	2:E:412:SER:CB	1.96	0.95
2:E:449:GLU:HA	2:E:449:GLU:OE1	1.61	0.95
1:A:203:LEU:C	1:A:205:GLU:N	2.19	0.95
1:A:194:ALA:HA	1:A:265:LEU:HB2	1.45	0.95
1:A:580:LEU:HD12	1:A:581:ASP:H	1.32	0.95
1:A:853:ARG:HH12	1:A:1105:ALA:HB3	1.29	0.95
1:A:176:THR:HG23	1:A:177:ARG:H	1.31	0.95
1:A:210:THR:HB	1:A:224:CYS:HB2	0.95	0.95
1:D:513:LEU:HB2	1:D:568:GLY:HA2	1.45	0.95
2:E:431:LYS:HA	2:E:434:GLU:CG	1.95	0.95
1:A:1069:ILE:HG22	1:A:1070:PRO:HD3	1.47	0.94
1:A:348:LEU:HA	1:A:350:ILE:HD13	1.46	0.94
1:A:454:GLU:O	1:A:458:GLU:HG3	1.67	0.94
2:B:323:HIS:CA	2:B:332:VAL:HA	1.97	0.94
1:D:145:LYS:O	1:D:149:PRO:HD2	1.67	0.94
1:D:621:GLY:HA2	1:D:748:TRP:CB	1.96	0.94
1:D:441:TRP:HE1	1:D:880:ALA:H	1.14	0.94
2:E:117:SER:HA	2:E:121:PHE:CE1	2.01	0.94
1:A:756:ASP:CB	1:A:1057:MET:HG2	1.97	0.94
1:A:170:ALA:CB	1:A:175:TRP:HZ2	1.79	0.94
1:A:272:SER:HA	1:A:275:ARG:HB2	1.49	0.94
1:D:429:GLU:HG3	1:D:1128:ARG:NH2	1.82	0.94
1:D:607:TRP:HD1	1:D:780:GLN:H	1.00	0.94
1:D:914:THR:O	1:D:918:TRP:CB	2.15	0.94
1:A:645:VAL:HG13	1:A:650:ARG:HB2	1.48	0.94
2:C:467:HIS:O	2:C:471:LEU:CD1	2.15	0.94
1:D:490:TRP:HE3	1:D:580:LEU:HD22	1.29	0.94
1:D:452:TYR:CB	1:D:801:TRP:HE1	1.79	0.94
1:D:813:VAL:HB	1:D:840:ILE:HG13	1.49	0.94
1:D:824:ALA:HA	1:D:827:ARG:CG	1.96	0.94
1:A:1236:GLN:HB3	1:A:1237:PRO:CD	1.97	0.94
1:A:378:VAL:C	1:A:380:GLY:N	2.19	0.94

Continued on next page...

Continued from previous page...

Atom-1	Atom-2	Interatomic distance (Å)	Clash overlap (Å)
1:A:225:SER:OG	1:A:386:ARG:HB2	1.67	0.94
1:D:1118:TRP:O	1:D:1121:GLU:HG3	1.68	0.94
1:D:259:ARG:HA	1:D:259:ARG:NH1	1.80	0.94
2:E:447:THR:CG2	2:E:453:ILE:HG23	1.97	0.94
2:F:214:CYS:SG	2:F:236:GLU:HG3	2.07	0.94
2:C:471:LEU:HD12	2:C:471:LEU:N	1.82	0.94
1:D:1069:ILE:O	1:D:1071:ARG:HG3	1.66	0.94
1:D:79:LEU:HD23	1:D:83:LEU:HD12	1.49	0.94
2:E:456:ARG:HD3	2:E:463:LYS:HG3	1.48	0.94
1:D:1029:GLN:HG2	1:D:1030:ARG:NE	1.82	0.94
1:D:933:SER:HB2	1:D:943:ARG:HD3	1.45	0.94
1:A:515:ILE:HG22	1:A:516:GLU:H	1.26	0.94
1:A:784:GLY:HA2	2:C:362:THR:HG1	1.20	0.94
2:C:190:LEU:O	2:C:193:TYR:HB3	1.67	0.94
2:C:303:LEU:CA	2:C:337:SER:OG	2.14	0.94
2:C:439:PHE:HB3	2:C:457:SER:O	1.67	0.94
1:D:922:GLN:HG2	1:D:931:LEU:HD13	1.48	0.94
2:E:264:ARG:NE	2:E:273:PHE:HB2	1.82	0.94
2:E:266:PHE:HB3	2:E:376:PRO:CD	1.96	0.94
2:E:425:LEU:HB3	2:E:426:GLU:OE2	1.68	0.94
2:F:466:MET:SD	2:F:471:LEU:HD23	2.08	0.94
2:B:105:GLU:HB3	2:B:380:PRO:HB3	1.50	0.94
2:B:343:ASP:HB3	2:B:344:ARG:HE	1.33	0.94
1:D:1155:ILE:HA	1:D:1158:LEU:HD21	1.49	0.94
1:D:274:ASP:OD2	1:D:293:ASP:HA	1.66	0.94
1:A:1001:GLY:O	1:A:1005:VAL:HG13	1.67	0.94
2:C:127:PRO:HD3	2:C:210:GLN:N	1.81	0.94
2:C:200:VAL:CG2	2:C:204:LEU:HD22	1.98	0.94
2:C:443:VAL:HA	2:C:447:THR:CG2	1.98	0.94
2:C:69:LEU:HD23	2:C:351:TYR:CE1	2.02	0.94
1:D:577:CYS:C	1:D:579:ARG:H	1.70	0.94
2:F:125:VAL:HG23	2:F:126:PHE:N	1.81	0.94
1:A:490:TRP:CH2	1:A:598:VAL:HB	2.02	0.94
2:C:357:THR:O	2:C:358:GLU:HG2	1.68	0.94
1:D:735:GLY:HA3	1:D:749:PHE:CB	1.97	0.94
2:E:430:SER:O	2:E:433:ASP:HB3	1.65	0.94
1:A:1023:GLN:NE2	1:A:1103:SER:OG	2.01	0.94
1:A:288:ARG:HE	1:A:288:ARG:CA	1.81	0.94
1:A:640:LEU:H	1:A:640:LEU:HD23	1.33	0.94
1:A:893:SER:HB2	1:A:896:LEU:CB	1.97	0.94
2:C:125:VAL:HG22	2:C:208:LEU:CA	1.97	0.94

Continued on next page...

Continued from previous page...

Atom-1	Atom-2	Interatomic distance (Å)	Clash overlap (Å)
1:D:623:LEU:HB3	1:D:667:GLN:NE2	1.83	0.94
1:D:455:LEU:HD12	1:D:869:ARG:NH1	1.83	0.94
1:A:1128:ARG:CG	1:A:1129:PHE:H	1.77	0.93
1:A:166:PRO:HG3	1:A:398:GLN:NE2	1.83	0.93
1:A:201:VAL:HG22	1:A:208:CYS:O	1.69	0.93
1:A:897:TRP:O	1:A:900:ALA:HB3	1.68	0.93
2:B:72:ILE:O	2:B:75:ARG:HG3	1.67	0.93
1:D:887:VAL:N	1:D:1146:ARG:HH12	1.66	0.93
1:D:309:ARG:O	1:D:313:ILE:HG23	1.68	0.93
1:D:392:LEU:O	1:D:395:TYR:HB2	1.65	0.93
1:D:780:GLN:OE1	1:D:780:GLN:HA	1.67	0.93
2:F:353:SER:HB2	2:F:373:LYS:H	1.31	0.93
1:A:1006:ARG:HA	1:A:1006:ARG:NH1	1.83	0.93
1:A:298:HIS:CD2	1:A:358:LEU:HD22	2.02	0.93
2:B:114:TRP:HA	2:B:262:TRP:CZ2	2.03	0.93
1:D:1200:PRO:CG	1:D:1203:PRO:HG2	1.97	0.93
1:D:275:ARG:HH21	1:D:842:PRO:CB	1.81	0.93
1:D:275:ARG:HH21	1:D:842:PRO:HB3	1.32	0.93
1:D:356:LEU:HD13	1:D:369:LEU:HD22	1.50	0.93
1:D:407:PHE:O	1:D:411:LEU:HG	1.68	0.93
1:A:1043:VAL:CG1	1:A:1046:GLU:HB3	1.97	0.93
1:A:1124:ALA:HB1	1:A:1148:ARG:NH1	1.82	0.93
1:A:196:VAL:HB	1:A:401:TRP:HZ3	1.29	0.93
1:A:485:LEU:HD12	1:A:489:GLU:OE2	1.69	0.93
1:A:566:LEU:HB3	1:A:567:PRO:HD3	1.51	0.93
1:A:893:SER:CB	1:A:896:LEU:HB2	1.98	0.93
2:C:322:LEU:HD13	2:C:322:LEU:O	1.68	0.93
2:E:277:ASP:HA	2:E:287:ASN:OD1	1.68	0.93
2:F:238:SER:HA	2:F:338:VAL:HG11	1.48	0.93
2:F:289:LEU:HD12	2:F:301:GLU:HB2	1.48	0.93
2:F:391:PRO:HB2	2:F:394:GLU:OE2	1.68	0.93
1:A:582:ASP:N	1:A:583:PRO:HD2	1.83	0.93
2:C:376:PRO:HG3	2:C:482:ALA:HB1	1.49	0.93
1:D:1204:THR:HA	1:D:1207:GLU:CB	1.99	0.93
1:D:606:THR:HG21	1:D:612:LEU:O	1.66	0.93
2:F:234:LYS:NZ	2:F:344:ARG:HD2	1.82	0.93
2:F:387:VAL:CA	2:F:443:VAL:HG22	1.97	0.93
1:A:1026:ARG:HB2	1:A:1029:GLN:HB2	1.49	0.93
1:A:1131:ILE:HG23	1:A:1132:SER:H	1.31	0.93
1:A:925:LYS:HG3	1:A:926:SER:H	1.32	0.93
1:D:1025:LEU:HD13	1:D:1027:LYS:HE2	1.47	0.93

Continued on next page...

Continued from previous page...

Atom-1	Atom-2	Interatomic distance (Å)	Clash overlap (Å)
1:D:1051:GLY:HA2	1:D:1054:GLU:HG3	1.49	0.93
1:D:1231:LEU:HG	1:D:1232:GLU:N	1.81	0.93
2:F:456:ARG:HG2	2:F:457:SER:H	1.33	0.93
1:A:309:ARG:O	1:A:313:ILE:HG23	1.68	0.93
1:A:556:THR:HG23	2:C:452:LEU:HB3	1.50	0.93
2:B:396:ARG:CD	2:B:417:TYR:HB2	1.97	0.93
1:D:768:LYS:HA	1:D:772:PRO:HG3	1.51	0.93
1:A:744:ILE:HB	1:A:745:PRO:HD3	1.50	0.93
1:D:1116:MET:HE3	1:D:1153:LEU:HA	1.46	0.93
2:F:203:ARG:HB3	2:F:204:LEU:CD1	1.97	0.93
1:A:1057:MET:C	1:A:1064:ILE:HG21	1.89	0.93
1:A:606:THR:HG22	1:A:620:TRP:HE3	1.29	0.93
2:B:323:HIS:HB2	2:B:331:VAL:C	1.88	0.93
1:D:436:PRO:O	1:D:879:GLN:HB2	1.67	0.93
2:E:407:LEU:HD23	2:E:411:ILE:O	1.67	0.93
1:D:1206:MET:HG2	2:F:257:ARG:NH1	1.83	0.93
1:A:1188:CYS:C	1:A:1189:LEU:HD22	1.90	0.93
1:D:1231:LEU:HD11	1:D:1236:GLN:HE21	1.33	0.93
1:D:666:GLN:C	1:D:669:MET:O	2.07	0.93
2:F:299:LEU:N	2:F:299:LEU:HD23	1.81	0.93
2:F:447:THR:O	2:F:452:LEU:HA	1.68	0.93
1:A:273:PHE:HA	1:A:276:ALA:HB2	1.46	0.93
1:D:1223:ILE:HG13	1:D:1224:ILE:N	1.83	0.93
1:D:509:THR:CB	1:D:512:LYS:HB3	1.97	0.93
1:D:549:LEU:HD21	2:F:398:VAL:HA	1.49	0.93
1:D:580:LEU:HD11	1:D:593:SER:OG	1.67	0.93
1:D:608:ASP:OD1	1:D:611:PRO:HD2	1.69	0.93
1:A:411:LEU:HD12	1:A:412:PRO:N	1.84	0.92
1:A:886:LEU:N	1:A:1146:ARG:NH2	2.17	0.92
2:C:454:HIS:HB2	2:C:468:ILE:HA	1.47	0.92
2:C:467:HIS:HB3	2:C:470:LYS:HE2	1.50	0.92
1:D:897:TRP:CH2	1:D:1173:LEU:HD13	2.04	0.92
1:D:217:PRO:O	1:D:218:SER:OG	1.87	0.92
1:D:269:HIS:CD2	1:D:291:PHE:HD2	1.85	0.92
1:D:808:ILE:O	1:D:811:GLN:HB2	1.69	0.92
2:F:127:PRO:CD	2:F:128:VAL:H	1.78	0.92
2:F:301:GLU:CG	2:F:339:ASN:HB3	1.99	0.92
1:A:1131:ILE:HD13	1:A:1138:ARG:H	1.32	0.92
1:A:223:TRP:CD1	1:A:223:TRP:N	2.36	0.92
1:A:451:THR:OG1	1:A:1202:ASN:CG	2.07	0.92
2:C:350:LEU:N	2:C:350:LEU:HD12	1.82	0.92

Continued on next page...

Continued from previous page...

Atom-1	Atom-2	Interatomic distance (Å)	Clash overlap (Å)
1:D:592:LEU:HA	1:D:595:GLN:CG	1.98	0.92
1:A:657:ARG:O	1:A:660:CYS:HB3	1.68	0.92
1:D:270:ASN:HA	1:D:294:THR:HG23	1.49	0.92
1:D:371:LYS:HA	1:D:374:ARG:HD2	1.51	0.92
1:D:795:ASN:N	1:D:795:ASN:HD22	1.59	0.92
1:A:1030:ARG:CG	1:A:1040:LYS:HZ1	1.83	0.92
1:A:434:TYR:O	1:A:435:LEU:HG	1.68	0.92
1:D:633:LYS:CB	1:D:638:THR:HG21	1.99	0.92
2:E:247:THR:HG22	2:E:250:GLN:HE21	1.32	0.92
1:A:245:ILE:CG1	1:A:246:PRO:HD3	2.00	0.92
1:A:468:ASN:ND2	2:C:460:THR:HG21	1.84	0.92
2:C:303:LEU:C	2:C:337:SER:HB2	1.90	0.92
1:D:412:PRO:HG2	1:D:413:LEU:HG	1.51	0.92
2:E:431:LYS:C	2:E:433:ASP:H	1.67	0.92
2:F:453:ILE:HD13	2:F:465:MET:HB3	1.51	0.92
1:A:112:LEU:HD23	1:A:920:THR:HB	1.50	0.92
1:A:125:LEU:H	1:A:125:LEU:CD2	1.82	0.92
1:A:169:TRP:HZ3	1:A:391:ASP:HA	1.32	0.92
2:C:341:ASP:CG	2:C:342:LEU:N	2.20	0.92
1:D:1131:ILE:H	1:D:1131:ILE:HD12	1.35	0.92
1:D:1208:ARG:NH1	2:F:285:LYS:HD3	1.83	0.92
1:D:127:LEU:HD22	1:D:129:PRO:HD3	1.51	0.92
1:D:438:ASN:O	1:D:441:TRP:HB2	1.69	0.92
1:D:275:ARG:NE	1:D:842:PRO:HA	1.84	0.92
1:A:107:LEU:HB2	1:A:113:TRP:CD1	2.03	0.92
1:A:213:VAL:HA	1:A:221:TYR:HE2	1.35	0.92
2:C:126:PHE:HA	2:C:209:ALA:O	1.70	0.92
2:C:209:ALA:HB1	2:C:238:SER:O	1.69	0.92
2:F:317:GLY:HA2	2:F:320:SER:HB2	1.52	0.92
2:F:368:HIS:NE2	2:F:370:LYS:HD2	1.84	0.92
1:A:891:VAL:HA	1:A:1180:PHE:HE1	1.35	0.92
1:A:412:PRO:HG2	1:A:413:LEU:H	1.31	0.92
1:A:887:VAL:CG2	1:A:1146:ARG:HH11	1.83	0.92
1:D:1027:LYS:HB3	1:D:1091:GLU:HB3	1.52	0.92
1:D:849:THR:HB	1:D:852:ARG:N	1.85	0.92
2:F:222:LYS:O	2:F:223:GLN:HB2	1.70	0.92
1:D:113:TRP:HE3	1:D:114:GLY:H	1.09	0.92
1:D:1116:MET:CE	1:D:1153:LEU:HA	2.00	0.92
1:D:85:GLU:CD	1:D:130:LEU:HD22	1.90	0.92
1:D:283:LEU:HD23	1:D:839:ALA:HB3	1.52	0.92
2:C:421:MET:HG3	2:C:422:GLN:N	1.85	0.91

Continued on next page...

Continued from previous page...

Atom-1	Atom-2	Interatomic distance (Å)	Clash overlap (Å)
1:D:1190:ARG:HD3	1:D:1195:MET:HE3	1.52	0.91
1:D:743:ASP:C	1:D:744:ILE:HD13	1.91	0.91
2:F:256:LEU:HD11	2:F:287:ASN:OD1	1.71	0.91
1:A:195:LEU:CD2	1:A:217:PRO:HD2	2.01	0.91
1:D:873:GLU:HB3	1:D:1200:PRO:CD	2.00	0.91
1:D:470:ALA:O	1:D:474:LEU:HD13	1.71	0.91
1:D:513:LEU:H	1:D:570:PRO:CG	1.83	0.91
1:A:1010:LEU:O	1:A:1096:ARG:NH2	2.02	0.91
2:C:342:LEU:HD23	2:C:345:GLY:H	1.33	0.91
1:D:272:SER:HB3	1:D:843:GLN:CD	1.91	0.91
1:D:374:ARG:HB3	1:D:392:LEU:HD11	1.52	0.91
1:D:457:ARG:HA	1:D:460:LYS:HD2	1.52	0.91
1:A:634:LEU:CB	1:A:635:PRO:HA	1.99	0.91
1:A:784:GLY:H	2:C:363:ARG:HD3	1.32	0.91
1:A:885:THR:C	1:A:886:LEU:HD23	1.91	0.91
2:C:303:LEU:HA	2:C:337:SER:HG	1.10	0.91
1:D:350:ILE:O	1:D:361:ARG:HB2	1.70	0.91
1:D:424:LEU:O	1:D:428:LEU:HD11	1.69	0.91
2:E:383:VAL:O	2:E:384:ALA:CB	2.17	0.91
2:F:439:PHE:CD1	2:F:458:ARG:HB2	2.03	0.91
1:A:228:LEU:CD1	1:A:386:ARG:HB3	2.01	0.91
1:A:618:HIS:HB2	1:A:725:PRO:CB	2.00	0.91
2:B:202:LYS:O	2:B:325:ARG:NH1	2.04	0.91
1:D:1218:LEU:HB3	1:D:1223:ILE:HG22	1.52	0.91
1:D:278:ILE:CG2	1:D:279:ARG:HD3	2.00	0.91
1:D:618:HIS:HB2	1:D:725:PRO:CD	2.00	0.91
1:D:73:PRO:CG	1:D:90:GLN:HG2	2.00	0.91
2:F:303:LEU:HA	2:F:337:SER:HG	1.32	0.91
1:A:1060:LYS:CE	1:A:1065:ALA:H	1.82	0.91
1:A:240:SER:HA	1:A:243:ASP:OD2	1.70	0.91
1:A:316:LYS:CD	1:A:350:ILE:HG12	1.99	0.91
2:B:204:LEU:HD12	2:B:325:ARG:H	1.35	0.91
1:D:190:PRO:C	1:D:192:GLU:H	1.72	0.91
1:D:891:VAL:CG1	1:D:1135:ASP:HB3	2.00	0.91
2:E:128:VAL:HG13	2:E:210:GLN:NE2	1.84	0.91
2:F:125:VAL:CG2	2:F:208:LEU:HA	1.97	0.91
1:A:1046:GLU:O	1:A:1049:TRP:HD1	1.52	0.91
1:A:203:LEU:CD1	1:A:379:LYS:C	2.38	0.91
1:A:997:LEU:HD22	1:A:998:SER:N	1.85	0.91
2:C:454:HIS:N	2:C:466:MET:O	2.02	0.91
1:D:1002:GLU:O	1:D:1005:VAL:HG22	1.69	0.91

Continued on next page...

Continued from previous page...

Atom-1	Atom-2	Interatomic distance (Å)	Clash overlap (Å)
1:D:634:LEU:HD13	1:D:635:PRO:O	1.69	0.91
1:D:649:TYR:CA	1:D:652:ILE:HB	2.01	0.91
1:A:163:PRO:HB3	1:A:164:PRO:HD3	1.52	0.91
1:A:374:ARG:HH11	1:A:374:ARG:HG2	1.35	0.91
1:A:498:LYS:CD	1:A:518:ALA:HB3	2.00	0.91
1:A:618:HIS:CB	1:A:725:PRO:HB2	2.00	0.91
1:A:996:ARG:NH1	1:A:1003:TRP:CB	2.33	0.91
2:C:241:TRP:HB2	2:C:336:LEU:HD12	0.94	0.91
2:C:302:THR:H	2:C:339:ASN:HA	1.36	0.91
2:C:306:LEU:N	2:C:335:VAL:HG11	1.85	0.91
1:A:784:GLY:CA	2:C:362:THR:OG1	2.18	0.91
2:C:471:LEU:HA	2:C:474:PHE:HB3	1.52	0.91
1:D:605:LEU:HD22	1:D:781:ALA:HB1	1.52	0.91
1:D:1209:ARG:HH22	2:F:252:LEU:HD22	1.33	0.91
1:A:1200:PRO:HB2	1:A:1202:ASN:C	1.90	0.91
1:A:1236:GLN:H	1:A:1236:GLN:NE2	1.68	0.91
1:A:851:THR:HG22	1:A:853:ARG:H	1.36	0.91
2:B:211:ILE:HG12	2:B:237:ALA:HB1	1.51	0.91
2:C:435:MET:CE	2:C:435:MET:HA	2.01	0.91
2:C:81:GLY:HA3	2:C:97:PRO:HB2	1.53	0.91
1:D:449:GLN:HA	1:D:452:TYR:HE2	1.32	0.91
2:E:428:LEU:CD1	2:E:428:LEU:H	1.83	0.91
2:F:342:LEU:HB2	2:F:344:ARG:CG	2.00	0.91
1:A:503:VAL:CG2	1:A:521:PRO:HA	2.01	0.91
1:A:774:MET:HA	1:A:777:GLY:HA3	1.52	0.91
1:A:436:PRO:HD2	1:A:879:GLN:NE2	1.86	0.91
2:C:374:LEU:HB3	2:C:378:LEU:HB3	1.51	0.91
1:D:436:PRO:O	1:D:879:GLN:CB	2.19	0.91
1:D:630:ASN:HB2	1:D:744:ILE:C	1.91	0.91
1:A:1191:LYS:O	1:A:1192:GLU:HB3	1.71	0.90
1:A:961:PHE:H	1:A:961:PHE:HD1	1.16	0.90
1:D:105:GLU:O	1:D:109:LYS:HG2	1.70	0.90
1:D:1157:ASN:HB3	1:D:1161:ARG:NH1	1.85	0.90
1:D:297:MET:HG2	1:D:411:LEU:CD2	2.00	0.90
1:D:556:THR:O	1:D:559:LEU:HB3	1.71	0.90
2:E:422:GLN:HG2	2:E:424:SER:H	1.32	0.90
2:E:374:LEU:H	2:E:458:ARG:NH2	1.67	0.90
2:F:241:TRP:N	2:F:336:LEU:HB3	1.86	0.90
1:A:1212:ILE:HG22	1:A:1213:PRO:N	1.81	0.90
1:D:279:ARG:O	1:D:841:LEU:HG	1.69	0.90
2:F:241:TRP:HB2	2:F:336:LEU:HD12	0.91	0.90

Continued on next page...

Continued from previous page...

Atom-1	Atom-2	Interatomic distance (Å)	Clash overlap (Å)
1:A:1027:LYS:HB2	1:A:1092:PHE:CD2	2.05	0.90
1:A:477:GLU:HG2	1:A:482:ASP:CG	1.92	0.90
2:C:354:PHE:CE1	2:C:370:LYS:HD3	2.06	0.90
2:C:61:GLY:O	2:C:64:GLU:HG2	1.70	0.90
1:D:1131:ILE:N	1:D:1131:ILE:CD1	2.28	0.90
2:F:291:TYR:OH	2:F:355:GLN:HG3	1.71	0.90
1:A:107:LEU:HB2	1:A:113:TRP:NE1	1.85	0.90
1:A:275:ARG:HH21	1:A:845:VAL:HA	1.23	0.90
1:A:79:LEU:HB3	1:A:89:GLY:HA2	1.52	0.90
2:C:454:HIS:HB3	2:C:466:MET:CB	2.01	0.90
1:D:503:VAL:C	1:D:505:LYS:H	1.74	0.90
2:E:181:LEU:HB3	2:E:215:PHE:CE1	2.05	0.90
2:F:351:TYR:O	2:F:355:GLN:N	2.05	0.90
1:A:612:LEU:HB3	1:A:620:TRP:HB2	1.51	0.90
1:A:612:LEU:CD2	1:A:621:GLY:H	1.81	0.90
2:B:202:LYS:O	2:B:325:ARG:CD	2.18	0.90
1:D:74:LEU:HD12	1:D:77:GLN:HA	1.51	0.90
2:F:203:ARG:HB3	2:F:204:LEU:HD13	1.54	0.90
1:A:87:ILE:HG22	1:A:88:PHE:N	1.86	0.90
2:B:347:LEU:O	2:B:350:LEU:HB3	1.71	0.90
1:D:371:LYS:HA	1:D:374:ARG:HD3	1.53	0.90
1:D:407:PHE:CD1	1:D:411:LEU:HD21	2.07	0.90
1:D:413:LEU:HA	1:D:416:GLU:OE1	1.70	0.90
1:A:1231:LEU:HD11	1:A:1236:GLN:HE22	1.36	0.90
1:A:370:PRO:HB2	1:A:399:ASP:HB2	1.54	0.90
1:A:468:ASN:ND2	1:A:578:PRO:HG2	1.86	0.90
2:C:341:ASP:CG	2:C:342:LEU:H	1.72	0.90
2:C:388:GLY:O	2:C:444:THR:HA	1.70	0.90
2:C:446:THR:C	2:C:450:ASN:HB3	1.92	0.90
2:E:325:ARG:HG2	2:E:330:ASN:HA	1.54	0.90
1:A:177:ARG:HA	1:A:182:GLY:O	1.69	0.90
2:B:374:LEU:H	2:B:458:ARG:HH22	1.12	0.90
1:D:175:TRP:CE3	1:D:184:ALA:HA	2.06	0.90
1:D:214:ALA:N	1:D:401:TRP:CZ2	2.40	0.90
1:A:241:PRO:HA	1:A:244:LEU:HB2	1.53	0.90
1:A:197:PHE:N	1:A:269:HIS:NE2	2.19	0.90
2:C:336:LEU:HD23	2:C:337:SER:N	1.87	0.90
1:D:1020:ILE:HD13	1:D:1021:SER:CA	2.02	0.90
1:D:1014:ARG:HD3	1:D:1026:ARG:HG3	1.54	0.90
1:D:823:ARG:HA	1:D:826:ILE:HD11	1.51	0.90
2:E:270:PRO:HA	2:E:273:PHE:CE2	2.05	0.90

Continued on next page...

Continued from previous page...

Atom-1	Atom-2	Interatomic distance (Å)	Clash overlap (Å)
1:A:1224:ILE:O	1:A:1224:ILE:HD12	1.71	0.90
1:A:276:ALA:HA	1:A:279:ARG:HD3	1.53	0.90
2:C:395:LEU:HD21	2:C:443:VAL:HG12	1.52	0.90
1:D:265:LEU:HG	1:D:266:VAL:N	1.86	0.90
1:D:966:LEU:HD23	1:D:970:ASN:HD21	1.34	0.90
2:E:456:ARG:HB2	2:E:463:LYS:CG	2.02	0.90
2:F:208:LEU:HD12	2:F:208:LEU:O	1.72	0.90
1:D:1208:ARG:HH22	2:F:285:LYS:HD3	1.36	0.90
2:F:447:THR:CA	2:F:452:LEU:HA	2.02	0.90
1:A:653:GLU:HA	1:A:656:TYR:CZ	2.06	0.89
1:D:515:ILE:HD11	1:D:568:GLY:O	1.72	0.89
1:D:486:TRP:CZ2	1:D:722:ARG:HA	2.07	0.89
1:D:795:ASN:H	1:D:795:ASN:ND2	1.68	0.89
2:F:61:GLY:O	2:F:64:GLU:HG2	1.72	0.89
2:C:208:LEU:HD13	2:C:240:VAL:HB	1.53	0.89
2:C:350:LEU:HD12	2:C:350:LEU:H	1.37	0.89
1:D:956:GLY:CA	1:D:1094:THR:HG23	2.00	0.89
1:D:460:LYS:N	1:D:460:LYS:CE	2.16	0.89
1:D:548:CYS:CA	1:D:551:LYS:HD3	2.01	0.89
2:F:305:ASN:C	2:F:335:VAL:HG11	1.92	0.89
2:F:341:ASP:CG	2:F:342:LEU:N	2.22	0.89
1:A:564:GLN:HA	1:A:567:PRO:HD2	1.53	0.89
2:C:256:LEU:HD11	2:C:287:ASN:OD1	1.73	0.89
2:C:241:TRP:N	2:C:336:LEU:CB	2.36	0.89
1:D:548:CYS:N	1:D:551:LYS:HZ3	1.70	0.89
1:D:614:TYR:CE2	1:D:620:TRP:CE3	2.60	0.89
2:E:128:VAL:HB	2:E:208:LEU:HB3	1.53	0.89
1:A:1146:ARG:NH1	1:A:1185:ILE:HG23	1.86	0.89
1:A:214:ALA:HA	1:A:401:TRP:CZ2	2.07	0.89
2:B:324:GLY:HA2	2:B:325:ARG:CZ	2.01	0.89
2:C:396:ARG:NH1	2:C:397:GLN:HA	1.86	0.89
2:C:102:LEU:HD11	2:C:435:MET:CE	2.01	0.89
1:D:1206:MET:O	1:D:1210:TYR:N	2.06	0.89
2:E:431:LYS:HA	2:E:434:GLU:HG2	1.52	0.89
2:F:403:PHE:CE1	2:F:415:PRO:HG3	2.06	0.89
1:A:1043:VAL:CA	1:A:1046:GLU:H	1.85	0.89
1:A:127:LEU:HD22	1:A:129:PRO:HD3	1.54	0.89
1:D:1066:THR:HG23	1:D:1068:ASP:OD1	1.71	0.89
1:D:179:GLY:CA	1:D:182:GLY:HA3	2.02	0.89
1:D:504:LYS:HD2	1:D:523:ASP:CB	2.01	0.89
1:D:767:ALA:CB	1:D:771:LEU:HD22	2.03	0.89

Continued on next page...

Continued from previous page...

Atom-1	Atom-2	Interatomic distance (Å)	Clash overlap (Å)
1:D:804:ALA:O	1:D:808:ILE:HG13	1.72	0.89
2:B:396:ARG:NH1	2:B:417:TYR:CD2	2.40	0.89
1:D:457:ARG:N	1:D:460:LYS:HZ2	1.71	0.89
1:D:795:ASN:O	1:D:798:ILE:HG12	1.73	0.89
2:F:322:LEU:O	2:F:322:LEU:HD13	1.72	0.89
2:F:336:LEU:HD23	2:F:337:SER:N	1.87	0.89
1:A:1066:THR:HG1	1:A:1071:ARG:HB3	1.37	0.89
1:A:256:PRO:HD2	1:A:257:THR:H	1.38	0.89
1:A:608:ASP:CA	1:A:779:LEU:HB2	2.03	0.89
1:A:621:GLY:CA	1:A:748:TRP:HB3	2.02	0.89
2:C:82:SER:HA	2:C:86:LEU:CD2	2.01	0.89
1:D:213:VAL:HG22	1:D:401:TRP:CZ2	2.08	0.89
1:D:366:GLY:N	1:D:367:PRO:HD3	1.88	0.89
1:D:371:LYS:O	1:D:373:PRO:HD3	1.72	0.89
1:D:634:LEU:HD22	1:D:635:PRO:HD2	1.53	0.89
1:A:1011:PRO:O	1:A:1028:VAL:HG21	1.71	0.89
1:A:623:LEU:O	1:A:623:LEU:HG	1.73	0.89
1:A:604:ALA:HA	1:A:717:LEU:HD22	1.54	0.89
1:A:912:GLY:C	1:A:917:GLY:HA3	1.92	0.89
1:D:1166:TYR:HD1	1:D:1166:TYR:N	1.69	0.89
1:D:869:ARG:H	1:D:1200:PRO:HB3	1.37	0.89
1:D:95:PRO:HG2	1:D:99:ALA:HB3	1.54	0.89
1:A:297:MET:CE	1:A:411:LEU:HD13	2.03	0.89
1:A:425:ALA:HA	1:A:428:LEU:HD12	1.54	0.89
1:A:613:HIS:CB	1:A:717:LEU:HG	2.01	0.89
2:C:458:ARG:HH11	2:C:458:ARG:HG2	1.38	0.89
1:D:267:VAL:HB	1:D:269:HIS:HD2	1.28	0.89
1:D:374:ARG:CD	1:D:392:LEU:HD21	2.02	0.89
1:D:213:VAL:HG13	1:D:401:TRP:CZ2	2.07	0.89
1:D:772:PRO:HA	1:D:775:GLU:HB2	1.54	0.89
1:D:1209:ARG:NH2	2:F:253:ASP:HA	1.86	0.89
2:F:395:LEU:O	2:F:398:VAL:HB	1.73	0.89
1:D:472:GLN:HB3	2:F:460:THR:O	1.72	0.89
1:A:253:ALA:HB3	1:A:256:PRO:HB3	1.55	0.89
1:A:612:LEU:CG	1:A:613:HIS:N	2.33	0.89
1:A:656:TYR:HB3	1:A:720:THR:OG1	1.72	0.89
2:B:117:SER:HB2	2:B:262:TRP:CE2	2.07	0.89
2:C:254:PHE:HA	2:C:257:ARG:HH21	1.36	0.89
1:D:879:GLN:OE1	1:D:1189:LEU:HD21	1.71	0.89
1:D:486:TRP:HA	1:D:489:GLU:OE2	1.73	0.89
1:D:608:ASP:O	1:D:609:GLY:C	2.12	0.89

Continued on next page...

Continued from previous page...

Atom-1	Atom-2	Interatomic distance (Å)	Clash overlap (Å)
2:E:201:ASN:OD1	2:F:422:GLN:HB2	1.72	0.89
1:A:1005:VAL:HA	1:A:1008:LEU:HD12	1.55	0.88
1:A:173:GLU:OE2	1:A:223:TRP:HZ2	1.55	0.88
1:A:352:SER:O	1:A:358:LEU:HD21	1.73	0.88
1:A:815:TRP:HA	1:A:838:GLY:CA	2.03	0.88
2:B:106:LEU:HD12	2:B:109:ASN:ND2	1.88	0.88
2:B:311:LEU:HG	2:B:312:LEU:H	1.35	0.88
1:D:348:LEU:CD2	1:D:350:ILE:HG13	2.02	0.88
1:D:448:ALA:HB1	1:D:870:VAL:HB	1.51	0.88
1:D:914:THR:CB	1:D:999:ASP:HB3	2.03	0.88
2:E:185:LEU:HD11	2:E:236:GLU:O	1.73	0.88
2:F:474:PHE:HA	2:F:477:LYS:CD	2.01	0.88
1:A:638:THR:HG23	1:A:642:SER:OG	1.73	0.88
1:A:996:ARG:NH1	1:A:1003:TRP:HB2	1.89	0.88
2:B:115:TRP:O	2:B:119:VAL:HB	1.71	0.88
2:C:125:VAL:HG23	2:C:126:PHE:N	1.88	0.88
2:C:386:ASP:HB2	2:C:442:LEU:CA	2.02	0.88
1:D:1069:ILE:CG1	1:D:1070:PRO:HD2	2.02	0.88
1:D:349:ASP:O	1:D:361:ARG:HD3	1.73	0.88
2:F:454:HIS:N	2:F:466:MET:O	2.06	0.88
1:A:202:CYS:SG	1:A:210:THR:HG21	2.14	0.88
1:D:895:GLU:OE1	1:D:896:LEU:HD22	1.71	0.88
1:A:360:GLU:O	1:A:364:LEU:HD23	1.73	0.88
1:A:477:GLU:HG3	1:A:478:ARG:H	0.72	0.88
1:D:1131:ILE:HD12	1:D:1131:ILE:N	1.87	0.88
1:D:179:GLY:C	1:D:181:GLU:N	2.17	0.88
1:D:569:HIS:N	1:D:570:PRO:HD2	1.88	0.88
2:F:467:HIS:O	2:F:471:LEU:CD1	2.21	0.88
1:A:215:ILE:CG2	1:A:216:SER:H	1.86	0.88
1:A:871:GLY:O	1:A:873:GLU:N	2.07	0.88
1:D:1208:ARG:NH2	2:F:285:LYS:HD3	1.89	0.88
1:D:352:SER:O	1:D:358:GLU:OE2	1.82	0.88
1:D:601:LYS:HD2	1:D:616:GLU:HG2	1.56	0.88
2:F:390:GLY:HA2	2:F:391:PRO:C	1.94	0.88
2:F:424:SER:HB3	2:F:427:GLN:HE22	1.39	0.88
2:F:471:LEU:HD12	2:F:471:LEU:N	1.88	0.88
2:B:186:LEU:HD11	2:B:337:SER:HB2	1.55	0.88
1:D:1010:LEU:CD2	1:D:1015:THR:HA	2.03	0.88
1:D:359:VAL:O	1:D:359:VAL:HG12	1.71	0.88
1:D:463:LEU:HA	1:D:466:LEU:CD2	2.04	0.88
1:D:656:TYR:HB3	1:D:744:ILE:CG2	2.04	0.88

Continued on next page...

Continued from previous page...

Atom-1	Atom-2	Interatomic distance (Å)	Clash overlap (Å)
1:D:83:LEU:HG	1:D:89:GLY:HA2	1.53	0.88
2:E:432:TYR:HB2	2:E:437:ILE:HD13	1.54	0.88
1:A:1026:ARG:HB3	1:A:1029:GLN:CD	1.93	0.88
1:A:1124:ALA:HB1	1:A:1148:ARG:HH11	1.38	0.88
1:A:606:THR:CG2	1:A:620:TRP:HE3	1.86	0.88
1:A:925:LYS:CG	1:A:926:SER:H	1.85	0.88
2:B:67:GLU:HB3	2:B:70:LEU:HB2	1.53	0.88
1:D:1028:VAL:HG22	1:D:1096:ARG:NH1	1.87	0.88
1:D:1198:LYS:HA	1:D:1204:THR:CB	2.03	0.88
1:D:1206:MET:CG	2:F:257:ARG:NH1	2.36	0.88
1:D:214:ALA:HB3	1:D:218:SER:C	1.94	0.88
1:D:458:GLU:O	1:D:461:LYS:HG2	1.72	0.88
1:D:73:PRO:C	1:D:74:LEU:HD22	1.93	0.88
2:F:406:LEU:HA	2:F:409:ASN:HD21	1.39	0.88
1:A:515:ILE:HD11	1:A:568:GLY:O	1.72	0.88
1:A:792:LEU:HD12	1:A:793:GLU:N	1.88	0.88
2:B:400:GLN:N	2:B:400:GLN:OE1	2.07	0.88
2:C:342:LEU:HB2	2:C:344:ARG:CG	2.01	0.88
1:D:278:ILE:O	1:D:282:TYR:CD1	2.27	0.88
1:D:504:LYS:CB	1:D:523:ASP:CB	2.49	0.88
1:D:645:VAL:O	1:D:645:VAL:HG13	1.74	0.88
1:D:737:GLY:H	1:D:750:PHE:HZ	1.16	0.88
1:A:243:ASP:O	1:A:246:PRO:HD2	1.73	0.88
1:A:297:MET:HE1	1:A:411:LEU:HD13	1.55	0.88
1:A:575:LYS:CG	1:A:576:LEU:H	1.86	0.88
2:B:447:THR:HG23	2:B:452:LEU:N	1.88	0.88
1:D:163:PRO:HB2	1:D:165:LYS:HG3	1.56	0.88
1:D:352:SER:O	1:D:358:GLU:CG	2.20	0.88
1:D:368:PRO:HA	1:D:369:LEU:HD23	1.56	0.88
1:D:611:PRO:HB2	1:D:612:LEU:HD13	1.56	0.88
1:D:854:ALA:HB1	1:D:860:LEU:HD12	1.55	0.88
1:A:1007:GLU:O	1:A:1011:PRO:HD3	1.73	0.88
1:A:436:PRO:HB3	1:A:881:PRO:CD	2.03	0.88
1:A:744:ILE:CB	1:A:745:PRO:HD3	2.04	0.88
2:B:277:ASP:OD1	2:B:287:ASN:ND2	2.06	0.88
2:C:320:SER:HB3	2:C:321:LYS:HG3	1.54	0.88
1:D:1220:ILE:O	1:D:1223:ILE:HG23	1.75	0.88
2:E:302:THR:C	2:E:303:LEU:HD12	1.94	0.88
1:A:276:ALA:O	1:A:279:ARG:HB2	1.73	0.87
1:A:656:TYR:CB	1:A:720:THR:HB	2.05	0.87
1:A:845:VAL:HB	1:A:855:VAL:CB	2.04	0.87

Continued on next page...

Continued from previous page...

Atom-1	Atom-2	Interatomic distance (Å)	Clash overlap (Å)
1:D:849:THR:HG22	1:D:851:THR:H	1.38	0.87
1:D:441:TRP:HE1	1:D:880:ALA:N	1.71	0.87
2:F:217:PRO:HB2	2:F:219:PHE:CE1	2.10	0.87
1:A:1041:TRP:NE1	1:A:1043:VAL:HB	1.90	0.87
1:A:440:ASN:HB2	1:A:877:MET:SD	2.14	0.87
1:A:296:SER:HB2	1:A:847:ALA:HB3	1.53	0.87
1:A:869:ARG:HA	1:A:1201:SER:H	1.36	0.87
2:C:241:TRP:N	2:C:336:LEU:HB2	1.89	0.87
1:D:1014:ARG:HG2	1:D:1026:ARG:HE	1.38	0.87
1:D:897:TRP:CH2	1:D:1177:VAL:HG11	2.10	0.87
1:D:79:LEU:HD11	1:D:1173:LEU:O	1.74	0.87
2:C:301:GLU:CG	2:C:339:ASN:HB3	2.04	0.87
1:D:1141:VAL:CB	1:D:1146:ARG:HE	1.82	0.87
1:D:599:THR:O	1:D:603:MET:HG3	1.74	0.87
1:D:989:THR:HG22	1:D:999:ASP:OD2	1.74	0.87
1:D:997:LEU:HD22	1:D:998:SER:H	1.38	0.87
2:F:341:ASP:O	2:F:342:LEU:HD13	1.74	0.87
1:A:444:TYR:HE1	1:A:1206:MET:SD	1.98	0.87
2:B:453:ILE:HG21	2:B:468:ILE:HD12	1.57	0.87
2:C:243:THR:OG1	2:C:334:CYS:HB2	1.73	0.87
2:C:304:TRP:N	2:C:337:SER:HB2	1.90	0.87
2:C:455:LEU:C	2:C:456:ARG:HE	1.78	0.87
1:D:420:HIS:NE2	1:D:1020:ILE:HG21	1.88	0.87
1:D:358:GLU:O	1:D:361:ARG:HB3	1.72	0.87
1:D:610:PHE:N	1:D:611:PRO:HD3	1.85	0.87
2:F:417:TYR:HD2	2:F:417:TYR:N	1.71	0.87
2:F:424:SER:CB	2:F:427:GLN:HE22	1.87	0.87
1:A:215:ILE:HG23	1:A:216:SER:N	1.85	0.87
1:A:869:ARG:C	1:A:1200:PRO:HA	1.94	0.87
2:B:261:GLN:HE21	2:B:264:ARG:NH2	1.71	0.87
2:B:83:LYS:HD2	2:B:83:LYS:H	1.36	0.87
2:C:113:GLU:O	2:C:116:THR:HG23	1.75	0.87
2:C:244:PRO:HD2	2:C:247:THR:CG2	2.05	0.87
2:C:471:LEU:HD12	2:C:471:LEU:H	1.33	0.87
1:D:198:ASP:CB	1:D:400:VAL:HG11	2.04	0.87
1:D:196:VAL:HG21	1:D:215:ILE:HD12	1.53	0.87
2:E:114:TRP:HE1	2:E:259:ARG:NH2	1.71	0.87
2:F:419:GLU:OE2	2:F:428:LEU:HD13	1.73	0.87
1:A:1046:GLU:O	1:A:1049:TRP:CD1	2.28	0.87
1:A:612:LEU:CG	1:A:614:TYR:H	1.87	0.87
1:A:741:ASP:OD1	1:A:742:VAL:HG23	1.75	0.87

Continued on next page...

Continued from previous page...

Atom-1	Atom-2	Interatomic distance (Å)	Clash overlap (Å)
1:A:989:THR:HA	1:A:998:SER:OG	1.74	0.87
2:B:261:GLN:HE21	2:B:264:ARG:HH21	0.88	0.87
2:B:261:GLN:HA	2:B:264:ARG:HE	1.38	0.87
1:D:1029:GLN:CG	1:D:1030:ARG:NE	2.38	0.87
1:D:449:GLN:HA	1:D:452:TYR:CE2	2.09	0.87
1:D:621:GLY:HA2	1:D:748:TRP:HB3	1.57	0.87
1:D:992:LEU:CB	1:D:996:ARG:HG2	2.04	0.87
1:A:1011:PRO:HD2	1:A:1012:VAL:HG22	1.54	0.87
1:A:502:LYS:CG	1:A:503:VAL:H	1.87	0.87
1:A:618:HIS:H	1:A:725:PRO:HG2	1.30	0.87
1:A:249:VAL:HG23	1:A:815:TRP:O	1.75	0.87
2:C:317:GLY:C	2:C:319:VAL:H	1.76	0.87
1:D:1067:SER:HA	1:D:1071:ARG:CA	2.03	0.87
1:D:612:LEU:CB	1:D:620:TRP:HB2	2.05	0.87
1:D:798:ILE:CG2	1:D:869:ARG:NH1	2.36	0.87
1:D:845:VAL:HB	1:D:855:VAL:HG21	1.57	0.87
2:E:418:LEU:HD22	2:F:122:ARG:NH2	1.87	0.87
1:A:653:GLU:O	1:A:657:ARG:HG3	1.75	0.87
2:B:254:PHE:O	2:B:257:ARG:HB3	1.73	0.87
2:C:456:ARG:HB2	2:C:463:LYS:HA	1.55	0.87
1:D:1019:TRP:HE3	1:D:1168:LEU:CG	1.88	0.87
1:D:193:ARG:HA	1:D:193:ARG:NH1	1.90	0.87
1:D:249:VAL:CG2	1:D:250:PRO:HD2	2.04	0.87
1:D:95:PRO:HG2	1:D:99:ALA:CB	2.05	0.87
1:A:515:ILE:HG12	1:A:565:HIS:O	1.75	0.87
2:B:261:GLN:HA	2:B:264:ARG:NE	1.89	0.87
2:C:77:HIS:O	2:C:100:GLY:HA3	1.75	0.87
1:D:576:LEU:HG	1:D:577:CYS:H	1.37	0.87
1:D:660:CYS:CB	1:D:745:PRO:HG3	2.04	0.87
1:D:815:TRP:HE3	1:D:838:GLY:H	1.19	0.87
1:D:812:MET:O	1:D:840:ILE:HG23	1.73	0.87
1:D:927:ARG:HG2	1:D:928:GLY:N	1.88	0.87
2:E:205:PRO:HB3	2:E:243:THR:HA	1.57	0.87
1:A:230:GLU:CD	1:A:231:GLU:N	2.28	0.86
1:A:869:ARG:HG2	1:A:870:VAL:HG23	1.55	0.86
2:C:208:LEU:HD22	2:C:242:PHE:CE2	2.10	0.86
1:D:456:GLN:C	1:D:460:LYS:NZ	2.29	0.86
1:D:768:LYS:HD3	1:D:769:ASP:N	1.87	0.86
1:D:795:ASN:H	1:D:795:ASN:HD22	0.88	0.86
1:D:996:ARG:CD	1:D:996:ARG:H	1.87	0.86
1:D:1209:ARG:HG3	2:F:249:ASN:HB3	1.55	0.86

Continued on next page...

Continued from previous page...

Atom-1	Atom-2	Interatomic distance (Å)	Clash overlap (Å)
1:A:348:LEU:C	1:A:350:ILE:N	2.18	0.86
1:A:576:LEU:HD23	2:C:481:SER:OG	1.73	0.86
2:B:72:ILE:CA	2:B:75:ARG:HE	1.85	0.86
1:A:613:HIS:HB3	1:A:717:LEU:CG	2.04	0.86
2:B:396:ARG:HG3	2:B:417:TYR:HB2	1.56	0.86
1:D:452:TYR:HB3	1:D:801:TRP:NE1	1.89	0.86
1:D:772:PRO:O	1:D:775:GLU:O	1.93	0.86
1:D:452:TYR:HB3	1:D:801:TRP:HE1	1.38	0.86
2:E:78:PHE:CD2	2:E:102:LEU:HD12	2.10	0.86
1:A:903:GLY:HA2	1:A:1002:GLU:HB3	1.54	0.86
1:A:310:SER:O	1:A:313:ILE:HG13	1.75	0.86
2:C:252:LEU:HD12	2:C:305:ASN:HB2	1.56	0.86
1:D:1006:ARG:HA	1:D:1006:ARG:HH11	0.73	0.86
1:D:163:PRO:HG2	1:D:165:LYS:HE3	1.57	0.86
2:F:439:PHE:HD1	2:F:458:ARG:CB	1.88	0.86
1:A:1146:ARG:CZ	1:A:1185:ILE:HG23	2.06	0.86
1:A:135:LEU:H	1:A:135:LEU:CD2	1.83	0.86
1:A:184:ALA:O	1:A:185:VAL:HG12	1.75	0.86
1:D:995:TYR:O	1:D:1004:LEU:HD23	1.75	0.86
1:D:1066:THR:O	1:D:1073:PRO:HD3	1.76	0.86
1:D:1208:ARG:HH12	2:F:285:LYS:CD	1.88	0.86
2:E:455:LEU:O	2:E:463:LYS:HA	1.75	0.86
1:A:190:PRO:CB	1:A:192:GLU:HG2	2.03	0.86
1:A:412:PRO:HG2	1:A:413:LEU:HG	1.54	0.86
1:D:1019:TRP:CD1	1:D:1020:ILE:HG22	2.10	0.86
1:D:300:ALA:HB2	1:D:847:ALA:CB	2.03	0.86
1:D:439:GLN:NE2	1:D:835:GLY:HA3	1.90	0.86
1:D:891:VAL:HA	1:D:894:GLN:NE2	1.91	0.86
2:F:114:TRP:HB2	2:F:262:TRP:CZ2	2.10	0.86
2:F:238:SER:CA	2:F:338:VAL:HG11	2.06	0.86
1:D:549:LEU:HD11	2:F:401:GLY:HA3	1.57	0.86
1:A:1158:LEU:O	1:A:1162:CYS:SG	2.33	0.86
1:A:293:ASP:HB3	1:A:296:SER:H	1.40	0.86
2:C:326:ASP:OD2	2:C:329:LYS:N	2.08	0.86
2:C:390:GLY:HA2	2:C:391:PRO:C	1.95	0.86
2:C:391:PRO:HB2	2:C:394:GLU:OE2	1.76	0.86
1:A:472:GLN:NE2	2:C:460:THR:O	2.07	0.86
1:D:485:LEU:HD12	1:D:489:GLU:OE2	1.76	0.86
1:D:490:TRP:CE3	1:D:580:LEU:HD22	2.10	0.86
2:F:203:ARG:HE	2:F:204:LEU:CD1	1.87	0.86
2:F:241:TRP:CZ3	2:F:255:TRP:NE1	2.43	0.86

Continued on next page...

Continued from previous page...

Atom-1	Atom-2	Interatomic distance (Å)	Clash overlap (Å)
2:F:418:LEU:O	2:F:421:MET:HG2	1.74	0.86
2:C:289:LEU:HD12	2:C:301:GLU:HB2	1.56	0.86
2:C:387:VAL:HG12	2:C:395:LEU:CD2	2.06	0.86
1:D:1055:SER:HA	1:D:1058:PHE:CB	2.01	0.86
1:D:284:ILE:HD12	1:D:284:ILE:H	1.38	0.86
1:D:824:ALA:HA	1:D:827:ARG:HG3	1.55	0.86
2:E:270:PRO:HA	2:E:273:PHE:CD2	2.09	0.86
2:E:374:LEU:O	2:E:375:HIS:HB2	1.74	0.86
2:E:387:VAL:HG12	2:E:416:GLY:HA3	1.57	0.86
2:C:385:LEU:O	2:C:416:GLY:HA3	1.76	0.86
1:D:995:TYR:HE1	1:D:1004:LEU:HB3	1.41	0.86
1:D:869:ARG:N	1:D:1200:PRO:CB	2.38	0.86
1:D:242:ALA:HB1	1:D:245:ILE:CD1	2.05	0.86
1:D:383:LYS:O	1:D:386:ARG:HG3	1.76	0.86
2:E:387:VAL:HG12	2:E:416:GLY:CA	2.04	0.86
2:E:420:THR:HG23	2:E:421:MET:H	1.40	0.86
1:D:457:ARG:HH22	2:F:485:VAL:HG23	1.40	0.86
1:A:1020:ILE:HD12	1:A:1021:SER:H	1.40	0.86
1:A:378:VAL:O	1:A:380:GLY:N	2.09	0.86
1:A:556:THR:HG23	2:C:452:LEU:CB	2.05	0.86
1:A:617:ARG:O	1:A:762:VAL:HG23	1.76	0.86
2:B:267:ALA:HB2	2:B:270:PRO:HB2	1.56	0.86
1:D:869:ARG:N	1:D:1200:PRO:HB3	1.89	0.86
1:D:459:MET:H	1:D:460:LYS:HZ1	1.20	0.86
2:F:343:ASP:C	2:F:347:LEU:HD13	1.94	0.86
1:A:145:LYS:HG3	1:A:1118:TRP:CH2	2.11	0.85
1:A:272:SER:HB3	1:A:273:PHE:CD2	2.11	0.85
1:A:472:GLN:HG3	2:C:460:THR:CB	2.05	0.85
2:C:446:THR:OG1	2:C:455:LEU:HD21	1.76	0.85
1:D:189:ILE:CG2	1:D:258:GLN:HB3	2.05	0.85
1:D:293:ASP:O	1:D:296:SER:HB3	1.76	0.85
1:D:564:GLN:HA	1:D:566:LEU:O	1.75	0.85
1:D:598:VAL:HA	1:D:601:LYS:CE	2.06	0.85
2:F:190:LEU:HB2	2:F:314:MET:HE1	1.56	0.85
1:A:576:LEU:HD12	1:A:577:CYS:N	1.91	0.85
2:C:375:HIS:HB3	2:C:378:LEU:HD13	1.55	0.85
2:C:385:LEU:HD21	2:C:402:LEU:HD23	1.57	0.85
1:D:635:PRO:HA	1:D:639:THR:OG1	1.77	0.85
1:D:801:TRP:CH2	1:D:805:HIS:CG	2.65	0.85
1:D:876:ALA:HB1	1:D:1188:CYS:SG	2.16	0.85
2:F:306:LEU:O	2:F:306:LEU:HG	1.76	0.85

Continued on next page...

Continued from previous page...

Atom-1	Atom-2	Interatomic distance (Å)	Clash overlap (Å)
1:A:369:PRO:CB	1:A:372:GLU:HG3	1.98	0.85
2:B:102:LEU:H	2:B:102:LEU:HD12	1.41	0.85
2:C:127:PRO:HD3	2:C:209:ALA:C	1.97	0.85
1:D:1209:ARG:NH2	2:F:252:LEU:HD22	1.90	0.85
1:D:249:VAL:CG1	1:D:252:GLY:N	2.34	0.85
1:D:302:SER:HB2	1:D:351:SER:OG	1.76	0.85
1:D:612:LEU:HG	1:D:621:GLY:C	1.97	0.85
1:D:652:ILE:HA	1:D:655:LEU:CG	2.06	0.85
2:E:101:PRO:CD	2:F:128:VAL:HG21	2.06	0.85
2:F:215:PHE:CD2	2:F:233:GLU:HG2	2.11	0.85
2:F:387:VAL:O	2:F:420:THR:OG1	1.94	0.85
1:A:359:ALA:HB2	1:A:407:PHE:HE2	1.39	0.85
1:A:369:PRO:HB2	1:A:372:GLU:CG	1.98	0.85
1:A:604:ALA:HA	1:A:717:LEU:CD2	2.07	0.85
1:A:629:ASP:HB3	1:A:744:ILE:O	1.76	0.85
2:B:472:LYS:HG3	2:B:473:ASP:N	1.90	0.85
2:C:129:ASP:OD1	2:C:131:LEU:HD22	1.76	0.85
2:C:446:THR:HB	2:C:450:ASN:OD1	1.76	0.85
1:D:1138:ARG:HH22	1:D:1191:LYS:CE	1.88	0.85
1:D:242:ALA:O	1:D:246:PRO:HD3	1.76	0.85
1:D:78:MET:SD	1:D:1175:GLN:NE2	2.49	0.85
2:F:471:LEU:N	2:F:471:LEU:CD1	2.36	0.85
1:A:1141:VAL:HB	1:A:1146:ARG:CD	2.07	0.85
1:A:445:LEU:O	1:A:448:ALA:HB3	1.77	0.85
1:A:921:LEU:HD12	1:A:921:LEU:H	1.39	0.85
2:C:473:ASP:HA	2:C:476:ILE:HG23	1.56	0.85
1:D:1191:LYS:O	1:D:1192:GLU:HB3	1.74	0.85
1:D:1212:ILE:HG23	1:D:1214:GLN:H	1.41	0.85
1:D:741:ASP:HB2	1:D:748:TRP:CH2	2.11	0.85
1:A:670:PRO:HG2	1:A:671:GLN:HE21	1.38	0.85
1:A:741:ASP:O	1:A:742:VAL:HB	1.77	0.85
1:D:175:TRP:CZ3	1:D:184:ALA:HA	2.10	0.85
1:D:309:ARG:HA	1:D:312:TRP:HB2	1.58	0.85
2:F:326:ASP:OD1	2:F:329:LYS:HG2	1.76	0.85
2:F:387:VAL:HG21	2:F:417:TYR:CA	2.07	0.85
2:F:394:GLU:HA	2:F:397:GLN:OE1	1.75	0.85
1:A:1158:LEU:HD21	1:A:1178:ALA:O	1.77	0.85
1:A:832:ASP:O	1:A:833:GLU:HB2	1.77	0.85
2:B:311:LEU:HG	2:B:312:LEU:N	1.89	0.85
2:C:244:PRO:CD	2:C:247:THR:HG21	2.05	0.85
1:A:784:GLY:N	2:C:363:ARG:CD	2.39	0.85

Continued on next page...

Continued from previous page...

Atom-1	Atom-2	Interatomic distance (Å)	Clash overlap (Å)
1:D:1221:TYR:HA	1:D:1224:ILE:HG23	1.59	0.85
1:D:444:TYR:OH	1:D:1206:MET:HB3	1.75	0.85
1:D:524:PRO:O	1:D:525:MET:HB3	1.74	0.85
1:D:564:GLN:CA	1:D:566:LEU:O	2.25	0.85
1:D:569:HIS:H	1:D:570:PRO:HD2	1.40	0.85
1:D:995:TYR:H	1:D:996:ARG:NH1	1.74	0.85
1:A:127:LEU:HD23	1:A:128:PRO:HD2	1.57	0.85
1:A:606:THR:CG2	1:A:613:HIS:N	2.40	0.85
1:A:744:ILE:CG1	1:A:745:PRO:HD3	2.05	0.85
1:A:98:ALA:O	1:A:102:ARG:HG2	1.77	0.85
2:C:180:LYS:HE3	2:C:181:LEU:N	1.91	0.85
2:C:342:LEU:HG	2:C:344:ARG:HB2	1.57	0.85
1:D:1025:LEU:O	1:D:1027:LYS:HD3	1.75	0.85
2:F:317:GLY:HA3	2:F:320:SER:H	1.40	0.85
2:F:342:LEU:HB2	2:F:344:ARG:HB2	1.59	0.85
1:A:1145:ASP:HA	1:A:1148:ARG:HB2	1.59	0.85
1:A:1210:TYR:HE1	1:A:1213:PRO:HG2	1.35	0.85
1:A:612:LEU:HG	1:A:614:TYR:N	1.89	0.85
1:A:85:GLU:OE1	1:A:128:PRO:HA	1.76	0.85
2:F:326:ASP:OD2	2:F:329:LYS:N	2.08	0.85
1:A:503:VAL:HG21	1:A:520:ALA:O	1.77	0.85
1:A:767:ALA:HB3	1:A:771:LEU:HD23	1.59	0.85
1:D:1222:GLN:O	1:D:1226:LEU:HD22	1.74	0.85
1:D:504:LYS:HB2	1:D:523:ASP:O	1.76	0.85
1:D:549:LEU:H	1:D:551:LYS:NZ	1.71	0.85
1:D:559:LEU:HD12	1:D:560:PRO:HD3	1.57	0.85
2:E:109:ASN:HB2	2:E:378:LEU:CA	2.07	0.85
1:A:223:TRP:N	1:A:223:TRP:HD1	1.74	0.84
1:A:232:ARG:CB	1:A:239:LEU:HD22	2.04	0.84
1:A:659:HIS:O	1:A:663:GLN:HG3	1.76	0.84
1:A:452:TYR:HA	1:A:869:ARG:HH21	1.40	0.84
2:C:471:LEU:CD1	2:C:471:LEU:H	1.66	0.84
1:D:171:TRP:O	1:D:172:ALA:HB2	1.77	0.84
1:D:513:LEU:N	1:D:570:PRO:HG3	1.90	0.84
1:D:529:ASP:O	1:D:530:LEU:HB3	1.75	0.84
1:D:612:LEU:CD1	1:D:612:LEU:H	1.89	0.84
1:D:775:GLU:HA	1:D:780:GLN:CG	2.06	0.84
2:F:454:HIS:O	2:F:455:LEU:HB2	1.73	0.84
1:A:97:GLU:O	1:A:101:ARG:HB2	1.77	0.84
1:A:1131:ILE:HG21	1:A:1137:VAL:C	1.96	0.84
1:A:213:VAL:HA	1:A:221:TYR:CE2	2.12	0.84

Continued on next page...

Continued from previous page...

Atom-1	Atom-2	Interatomic distance (Å)	Clash overlap (Å)
1:A:203:LEU:HD12	1:A:380:GLY:N	1.92	0.84
1:A:869:ARG:CG	1:A:870:VAL:H	1.89	0.84
1:A:992:LEU:CD1	1:A:993:ARG:H	1.90	0.84
2:C:354:PHE:HB2	2:C:372:LEU:HA	1.59	0.84
1:D:442:GLU:OE2	1:D:442:GLU:HA	1.77	0.84
2:E:328:ARG:N	2:E:328:ARG:HD2	1.90	0.84
2:F:342:LEU:HB2	2:F:344:ARG:CB	2.06	0.84
1:A:569:HIS:CD2	1:A:570:PRO:HD2	2.13	0.84
1:A:612:LEU:CG	1:A:613:HIS:H	1.83	0.84
1:A:854:ALA:CB	1:A:860:LEU:HD13	2.07	0.84
1:D:797:MET:C	1:D:869:ARG:HD3	1.97	0.84
1:D:887:VAL:HG22	1:D:1185:ILE:HG22	1.57	0.84
2:E:432:TYR:CA	2:E:435:MET:HB2	2.05	0.84
2:F:130:ALA:HB1	2:F:182:ARG:HH12	1.42	0.84
2:F:214:CYS:SG	2:F:236:GLU:CG	2.65	0.84
1:A:1200:PRO:HB2	1:A:1203:PRO:N	1.90	0.84
1:A:308:GLN:HA	1:A:311:LEU:HD12	1.60	0.84
1:A:400:VAL:O	1:A:403:THR:HG23	1.77	0.84
2:C:291:TYR:OH	2:C:355:GLN:HG3	1.77	0.84
2:C:397:GLN:O	2:C:398:VAL:HG22	1.78	0.84
2:C:73:CYS:HB3	2:C:79:LEU:HD23	1.57	0.84
1:D:269:HIS:C	1:D:294:THR:HG23	1.97	0.84
1:D:576:LEU:O	1:D:577:CYS:O	1.95	0.84
2:F:268:MET:HB2	2:F:352:ASP:OD1	1.76	0.84
1:A:448:ALA:HB1	1:A:870:VAL:CG1	2.07	0.84
1:A:879:GLN:HG2	1:A:1189:LEU:CD2	2.06	0.84
1:D:1197:CYS:O	1:D:1204:THR:OG1	1.95	0.84
1:D:1221:TYR:HA	1:D:1224:ILE:HG22	1.58	0.84
1:D:223:TRP:O	1:D:227:ARG:HD2	1.78	0.84
2:F:374:LEU:HB3	2:F:378:LEU:HB3	1.57	0.84
2:F:440:THR:O	2:F:457:SER:HB2	1.77	0.84
2:F:471:LEU:HA	2:F:474:PHE:HD2	1.41	0.84
1:A:286:GLY:N	1:A:1128:ARG:HH22	1.76	0.84
1:A:1145:ASP:HB3	1:A:1148:ARG:NH1	1.93	0.84
1:A:606:THR:HG22	1:A:620:TRP:CE3	2.12	0.84
1:A:655:LEU:O	1:A:659:HIS:HB2	1.77	0.84
1:A:842:PRO:HB2	1:A:856:GLU:OE1	1.77	0.84
1:D:74:LEU:HA	1:D:76:ILE:O	1.77	0.84
1:D:779:LEU:HD22	1:D:780:GLN:N	1.92	0.84
1:D:987:ALA:O	1:D:991:GLY:N	2.10	0.84
1:A:118:VAL:H	1:A:119:PRO:HD3	1.42	0.84

Continued on next page...

Continued from previous page...

Atom-1	Atom-2	Interatomic distance (Å)	Clash overlap (Å)
1:A:854:ALA:HB1	1:A:860:LEU:CD1	2.07	0.84
1:A:904:ASP:HB2	1:A:910:MET:O	1.77	0.84
1:D:210:THR:O	1:D:211:LEU:HB2	1.78	0.84
1:D:617:ARG:O	1:D:762:VAL:HG23	1.77	0.84
1:D:770:PHE:O	1:D:774:MET:HG2	1.77	0.84
2:F:180:LYS:HE3	2:F:181:LEU:N	1.91	0.84
2:F:346:MET:CE	2:F:347:LEU:HD12	2.08	0.84
2:F:347:LEU:C	2:F:350:LEU:HD11	1.98	0.84
1:A:175:TRP:H	1:A:186:PRO:HB3	1.41	0.84
1:A:618:HIS:HA	1:A:762:VAL:CG2	2.08	0.84
1:A:825:VAL:O	1:A:829:PRO:CD	2.26	0.84
1:A:850:ILE:HD11	1:A:1099:TRP:CZ2	2.13	0.84
2:B:204:LEU:HG	2:B:325:ARG:NH2	1.91	0.84
2:C:129:ASP:OD1	2:C:131:LEU:HD13	1.77	0.84
1:D:1027:LYS:HB3	1:D:1091:GLU:CB	2.08	0.84
1:D:80:SER:HB2	1:D:125:LEU:HB2	1.60	0.84
2:E:377:CYS:O	2:E:380:PRO:HD2	1.76	0.84
2:E:200:VAL:HG12	2:F:418:LEU:CD2	2.08	0.84
1:A:256:PRO:CD	1:A:257:THR:H	1.87	0.84
1:A:397:ALA:O	1:A:400:VAL:HB	1.77	0.84
2:B:257:ARG:O	2:B:260:LEU:HB3	1.76	0.84
1:D:157:LEU:CD2	1:D:194:ALA:HB3	2.08	0.84
1:D:257:THR:HG22	1:D:257:THR:O	1.77	0.84
1:D:302:SER:O	1:D:1024:ASP:OD2	1.95	0.84
1:D:282:TYR:HE2	1:D:432:VAL:HG22	1.41	0.84
1:D:854:ALA:HB1	1:D:860:LEU:HD13	1.58	0.84
2:F:336:LEU:HD23	2:F:336:LEU:C	1.98	0.84
1:A:308:GLN:HE21	1:A:1091:GLU:H	1.26	0.84
1:A:166:PRO:HG3	1:A:398:GLN:HE22	1.39	0.84
1:A:652:ILE:HA	1:A:655:LEU:HD21	1.60	0.84
1:A:801:TRP:CZ3	1:A:808:ILE:HD12	2.13	0.84
1:D:1236:GLN:HB2	1:D:1237:PRO:CD	2.07	0.84
1:D:513:LEU:CB	1:D:568:GLY:HA2	2.07	0.84
2:F:197:LEU:HD11	2:F:322:LEU:HG	1.60	0.84
2:F:317:GLY:HA3	2:F:320:SER:HB2	1.60	0.84
2:F:357:THR:HA	2:F:370:LYS:HZ1	1.43	0.84
1:A:135:LEU:N	1:A:135:LEU:HD23	1.91	0.83
1:A:176:THR:HA	1:A:218:SER:CB	2.04	0.83
1:A:213:VAL:CG1	1:A:401:TRP:NE1	2.27	0.83
1:A:210:THR:CA	1:A:224:CYS:HB2	2.08	0.83
2:C:131:LEU:C	2:C:182:ARG:HD3	1.98	0.83

Continued on next page...

Continued from previous page...

Atom-1	Atom-2	Interatomic distance (Å)	Clash overlap (Å)
1:D:194:ALA:HB1	1:D:265:LEU:CD1	2.08	0.83
2:F:306:LEU:N	2:F:335:VAL:HG11	1.92	0.83
1:A:195:LEU:HG	1:A:265:LEU:HD22	1.60	0.83
1:A:192:GLU:CD	1:A:265:LEU:HD23	1.99	0.83
2:C:197:LEU:HD11	2:C:322:LEU:CG	2.08	0.83
1:A:784:GLY:N	2:C:363:ARG:HD2	1.94	0.83
1:D:607:TRP:HD1	1:D:780:GLN:N	1.65	0.83
1:D:455:LEU:CD1	1:D:869:ARG:NH1	2.40	0.83
2:E:86:LEU:HA	2:E:90:SER:HB3	1.60	0.83
1:A:346:ASP:CB	1:A:1040:LYS:HZ3	1.88	0.83
1:A:1140:LEU:HD23	1:A:1141:VAL:H	1.43	0.83
1:A:192:GLU:CB	1:A:195:LEU:HD21	2.08	0.83
1:A:608:ASP:HA	1:A:779:LEU:HB2	1.58	0.83
1:A:660:CYS:SG	1:A:745:PRO:HG3	2.18	0.83
2:B:323:HIS:CB	2:B:332:VAL:HA	2.08	0.83
2:B:440:THR:HG22	2:B:441:VAL:H	1.42	0.83
1:D:195:LEU:H	1:D:265:LEU:CD2	1.90	0.83
1:D:547:ALA:HA	1:D:551:LYS:HE2	1.60	0.83
2:E:259:ARG:CZ	2:E:263:TRP:HE1	1.91	0.83
2:E:402:LEU:HD22	2:E:468:ILE:HD11	1.59	0.83
2:F:444:THR:O	2:F:447:THR:CG2	2.26	0.83
2:F:460:THR:HG23	2:F:462:MET:HB2	1.60	0.83
2:F:483:LYS:O	2:F:483:LYS:HE2	1.77	0.83
2:B:383:VAL:HG13	2:B:413:VAL:HG13	0.87	0.83
2:C:217:PRO:HB2	2:C:219:PHE:CE1	2.13	0.83
1:D:1208:ARG:HG3	1:D:1209:ARG:H	1.43	0.83
1:D:1206:MET:SD	1:D:1210:TYR:CA	2.66	0.83
1:D:185:VAL:HG23	1:D:186:PRO:O	1.79	0.83
1:D:285:GLN:HE22	1:D:1128:ARG:HG2	1.38	0.83
1:D:436:PRO:HG3	1:D:881:PRO:HD3	1.60	0.83
1:D:959:GLN:O	1:D:963:GLU:HG2	1.78	0.83
2:F:417:TYR:HD2	2:F:417:TYR:H	0.89	0.83
2:F:451:GLY:O	2:F:452:LEU:HB2	1.77	0.83
1:A:1026:ARG:HB3	1:A:1029:GLN:HB2	1.44	0.83
1:A:823:ARG:CB	1:A:825:VAL:HG23	2.06	0.83
1:A:83:LEU:HD22	1:A:89:GLY:HA2	1.60	0.83
2:B:323:HIS:HA	2:B:333:PRO:HD2	1.60	0.83
2:C:208:LEU:HD11	2:C:240:VAL:HB	1.59	0.83
1:D:1020:ILE:CD1	1:D:1021:SER:N	2.41	0.83
2:F:200:VAL:O	2:F:203:ARG:HB2	1.78	0.83
2:F:276:SER:O	2:F:287:ASN:CB	2.26	0.83

Continued on next page...

Continued from previous page...

Atom-1	Atom-2	Interatomic distance (Å)	Clash overlap (Å)
1:A:1041:TRP:C	1:A:1041:TRP:CD1	2.50	0.83
1:A:271:VAL:HG22	1:A:295:MET:SD	2.19	0.83
1:A:305:SER:HB2	1:A:308:GLN:CG	2.09	0.83
1:A:382:MET:SD	1:A:385:ILE:HG22	2.18	0.83
1:A:789:PRO:HA	1:A:792:LEU:HD11	1.60	0.83
2:B:269:SER:H	2:B:270:PRO:HD3	1.43	0.83
2:B:373:LYS:HE2	2:B:459:ASP:HA	1.61	0.83
2:C:364:LYS:HD3	2:C:364:LYS:H	1.42	0.83
2:C:424:SER:HB3	2:C:427:GLN:NE2	1.91	0.83
2:C:395:LEU:HD21	2:C:443:VAL:CG1	2.08	0.83
1:D:1027:LYS:HD2	1:D:1091:GLU:OE2	1.79	0.83
1:D:887:VAL:HG23	1:D:1146:ARG:NH2	1.93	0.83
1:D:208:CYS:SG	1:D:244:LEU:HD12	2.19	0.83
1:A:1043:VAL:HA	1:A:1046:GLU:N	1.92	0.83
1:A:393:MET:N	1:A:393:MET:SD	2.52	0.83
1:A:468:ASN:O	1:A:472:GLN:HG2	1.79	0.83
1:A:916:PHE:HA	1:A:919:MET:CB	2.09	0.83
2:C:308:ASP:OD1	2:C:332:VAL:O	1.95	0.83
2:C:483:LYS:HE2	2:C:483:LYS:O	1.78	0.83
1:D:1206:MET:O	1:D:1206:MET:SD	2.37	0.83
1:D:83:LEU:HD13	1:D:83:LEU:H	1.42	0.83
1:D:436:PRO:CG	1:D:881:PRO:HD3	2.08	0.83
2:E:378:LEU:O	2:E:381:ILE:O	1.97	0.83
2:F:241:TRP:N	2:F:336:LEU:HB2	1.93	0.83
1:A:1046:GLU:OE1	1:A:1049:TRP:HB3	1.79	0.83
1:A:1133:ILE:HG23	1:A:1136:GLU:HB2	1.61	0.83
1:D:670:PRO:HG2	1:D:673:ALA:CB	2.09	0.83
1:D:990:LYS:HE2	1:D:1000:GLU:CD	1.99	0.83
2:E:106:LEU:HA	2:E:109:ASN:OD1	1.79	0.83
2:E:249:ASN:ND2	2:E:285:LYS:HE2	1.93	0.83
2:F:197:LEU:HD11	2:F:322:LEU:CG	2.07	0.83
1:A:853:ARG:CZ	1:A:1105:ALA:HB3	2.08	0.83
1:A:1148:ARG:CG	1:A:1148:ARG:HH11	1.91	0.83
1:A:138:HIS:O	1:A:142:LEU:HG	1.77	0.83
1:A:573:TYR:O	1:A:574:ARG:HG3	1.78	0.83
1:A:664:GLY:O	1:A:667:GLN:HG2	1.79	0.83
2:C:126:PHE:C	2:C:128:VAL:N	2.31	0.83
2:C:264:ARG:HA	2:C:270:PRO:HB3	1.60	0.83
1:D:434:TYR:O	1:D:1130:CYS:HB3	1.79	0.83
1:D:408:GLN:O	1:D:412:PRO:HD3	1.79	0.83
2:E:347:LEU:O	2:E:350:LEU:HB3	1.79	0.83

Continued on next page...

Continued from previous page...

Atom-1	Atom-2	Interatomic distance (Å)	Clash overlap (Å)
2:F:197:LEU:HD23	2:F:198:ASP:N	1.93	0.83
1:A:408:GLN:HA	1:A:411:LEU:CD2	2.09	0.83
1:A:786:ALA:HB1	1:A:790:ARG:NH1	1.94	0.83
1:D:380:GLY:O	1:D:381:THR:HG22	1.77	0.83
1:A:452:TYR:CA	1:A:869:ARG:HH21	1.91	0.82
1:A:462:SER:O	1:A:466:LEU:HD23	1.78	0.82
1:A:484:TRP:O	1:A:488:LEU:HG	1.78	0.82
1:A:927:ARG:CG	1:A:928:GLY:H	1.91	0.82
2:C:197:LEU:HD11	2:C:322:LEU:HG	1.58	0.82
2:C:431:LYS:HZ1	2:C:435:MET:HG2	1.40	0.82
1:D:345:TRP:HA	1:D:1040:LYS:HZ3	1.40	0.82
1:D:270:ASN:O	1:D:272:SER:O	1.97	0.82
1:D:316:LYS:NZ	1:D:348:LEU:HD23	1.94	0.82
1:D:475:SER:O	1:D:711:ALA:HB1	1.77	0.82
1:D:486:TRP:HZ2	1:D:722:ARG:CA	1.92	0.82
1:D:914:THR:OG1	1:D:999:ASP:OD1	1.97	0.82
1:D:995:TYR:CD1	1:D:1004:LEU:HB3	2.14	0.82
2:F:239:LEU:N	2:F:338:VAL:CG1	2.42	0.82
2:F:387:VAL:HG12	2:F:443:VAL:CG2	2.09	0.82
2:F:445:GLU:O	2:F:448:LEU:N	2.12	0.82
1:A:1113:LEU:HB3	1:A:1117:LYS:HE3	1.61	0.82
1:A:1166:TYR:CD1	1:A:1166:TYR:N	2.46	0.82
1:A:379:LYS:HG2	1:A:379:LYS:O	1.79	0.82
1:A:490:TRP:O	1:A:580:LEU:HD13	1.78	0.82
1:A:743:ASP:C	1:A:744:ILE:HD13	1.99	0.82
1:A:783:PRO:HG2	2:C:363:ARG:CZ	2.09	0.82
2:B:261:GLN:HA	2:B:264:ARG:CD	2.09	0.82
2:B:313:HIS:O	2:B:316:PRO:HD3	1.79	0.82
2:C:247:THR:HB	2:C:251:TRP:HD1	1.40	0.82
2:C:356:LEU:HB3	2:C:359:ASN:CG	1.99	0.82
1:D:167:PRO:C	1:D:169:TRP:H	1.79	0.82
1:D:271:VAL:HG12	1:D:272:SER:N	1.92	0.82
1:D:304:LEU:H	1:D:309:ARG:NH2	1.77	0.82
1:D:414:PHE:HA	1:D:417:ARG:HH11	1.42	0.82
1:A:1047:ARG:NH2	1:A:1050:LYS:HD2	1.94	0.82
1:A:1060:LYS:HD3	1:A:1073:PRO:HB2	1.60	0.82
1:A:1109:LEU:HD12	1:A:1113:LEU:HD21	1.60	0.82
2:B:269:SER:N	2:B:270:PRO:CD	2.42	0.82
2:C:455:LEU:HB3	2:C:456:ARG:NE	1.94	0.82
1:D:1065:ALA:C	1:D:1073:PRO:HG3	1.99	0.82
1:D:256:PRO:HG2	1:D:284:ILE:CD1	2.09	0.82

Continued on next page...

Continued from previous page...

Atom-1	Atom-2	Interatomic distance (Å)	Clash overlap (Å)
1:D:350:ILE:HG22	1:D:352:SER:HB2	1.57	0.82
1:D:496:LYS:HE3	1:D:571:GLY:CA	2.09	0.82
2:E:428:LEU:O	2:E:431:LYS:HB3	1.78	0.82
2:F:453:ILE:CG2	2:F:455:LEU:H	1.92	0.82
2:F:454:HIS:HA	2:F:468:ILE:CD1	2.08	0.82
1:A:213:VAL:C	1:A:401:TRP:HZ2	1.83	0.82
1:A:490:TRP:HA	1:A:580:LEU:CD2	2.07	0.82
1:A:649:TYR:O	1:A:653:GLU:N	2.11	0.82
1:A:827:ARG:HA	1:A:831:TYR:CZ	2.15	0.82
1:A:897:TRP:HE1	1:A:901:VAL:CG1	1.93	0.82
1:A:996:ARG:CZ	1:A:1000:GLU:HB3	2.09	0.82
1:D:213:VAL:C	1:D:401:TRP:HZ2	1.82	0.82
2:E:377:CYS:SG	2:E:378:LEU:HD12	2.18	0.82
2:E:389:ARG:C	2:E:395:LEU:HG	1.98	0.82
2:E:451:GLY:O	2:E:452:LEU:HD13	1.79	0.82
2:F:320:SER:HB3	2:F:321:LYS:HG3	1.60	0.82
2:F:447:THR:HA	2:F:452:LEU:HA	1.61	0.82
1:A:223:TRP:O	1:A:227:ARG:HB2	1.79	0.82
1:A:601:LYS:NZ	1:A:721:ALA:HB1	1.95	0.82
2:C:208:LEU:HD11	2:C:240:VAL:C	1.99	0.82
2:C:398:VAL:O	2:C:402:LEU:HD13	1.79	0.82
2:C:446:THR:CA	2:C:450:ASN:HB3	2.09	0.82
1:D:367:PRO:CG	1:D:368:PRO:HD3	2.09	0.82
1:A:1047:ARG:HD3	1:A:1047:ARG:O	1.78	0.82
1:A:260:ASP:H	1:A:264:GLN:NE2	1.77	0.82
1:A:471:CYS:HB3	1:A:472:GLN:OE1	1.78	0.82
1:A:275:ARG:NH2	1:A:845:VAL:CA	2.43	0.82
1:D:312:TRP:C	1:D:316:LYS:HD3	2.00	0.82
1:D:960:PRO:HA	1:D:963:GLU:HG3	1.60	0.82
2:F:341:ASP:C	2:F:342:LEU:HD13	1.99	0.82
1:A:1025:LEU:C	1:A:1026:ARG:HG3	2.00	0.82
1:A:1198:LYS:HG3	1:A:1204:THR:HG21	1.60	0.82
1:D:1207:GLU:CA	1:D:1210:TYR:HD2	1.93	0.82
1:D:1203:PRO:O	1:D:1207:GLU:N	2.12	0.82
1:A:1114:VAL:HA	1:A:1117:LYS:HD2	1.61	0.82
1:A:1131:ILE:CD1	1:A:1133:ILE:HG22	2.09	0.82
1:A:1220:ILE:N	1:A:1220:ILE:HD12	1.95	0.82
1:A:658:LYS:HG3	1:A:713:PRO:CB	2.06	0.82
2:C:372:LEU:CD1	2:C:436:SER:HB2	2.09	0.82
2:C:471:LEU:O	2:C:475:LEU:HG	1.80	0.82
1:D:1052:GLY:HA2	1:D:1055:SER:HB3	1.61	0.82

Continued on next page...

Continued from previous page...

Atom-1	Atom-2	Interatomic distance (Å)	Clash overlap (Å)
1:D:869:ARG:O	1:D:1200:PRO:CG	2.26	0.82
1:D:1207:GLU:O	1:D:1210:TYR:CD2	2.33	0.82
1:D:438:ASN:N	1:D:441:TRP:CD1	2.48	0.82
2:E:407:LEU:HD23	2:E:412:SER:HA	1.61	0.82
2:F:253:ASP:O	2:F:257:ARG:HD2	1.79	0.82
1:D:1206:MET:HG2	2:F:257:ARG:HH11	1.40	0.82
2:F:455:LEU:C	2:F:456:ARG:HE	1.83	0.82
1:A:885:THR:HB	1:A:1146:ARG:HE	1.44	0.82
1:A:165:LYS:HB2	1:A:178:TYR:HA	1.62	0.82
1:A:175:TRP:CD1	1:A:183:GLU:HB2	2.14	0.82
1:A:190:PRO:CB	1:A:192:GLU:CG	2.56	0.82
2:C:115:TRP:HH2	2:C:210:GLN:HG2	1.44	0.82
2:C:326:ASP:OD1	2:C:329:LYS:HG2	1.80	0.82
2:C:344:ARG:HA	2:C:347:LEU:HD22	1.62	0.82
1:D:890:ASP:OD1	1:D:1191:LYS:HD3	1.79	0.82
1:D:175:TRP:HB2	1:D:185:VAL:HG13	1.60	0.82
1:D:193:ARG:HA	1:D:193:ARG:NE	1.88	0.82
1:D:375:GLU:O	1:D:379:LYS:HG3	1.79	0.82
1:D:498:LYS:HG2	1:D:499:LYS:H	1.45	0.82
1:D:549:LEU:H	1:D:551:LYS:HZ3	1.26	0.82
1:D:768:LYS:CE	1:D:769:ASP:H	1.93	0.82
1:D:808:ILE:O	1:D:811:GLN:CB	2.27	0.82
1:D:275:ARG:CD	1:D:843:GLN:H	1.92	0.82
2:F:415:PRO:HB3	2:F:417:TYR:CE2	2.15	0.82
2:F:471:LEU:O	2:F:475:LEU:HG	1.80	0.82
1:A:228:LEU:HD12	1:A:386:ARG:HB3	1.62	0.82
1:A:626:GLY:HA3	1:A:628:ARG:O	1.80	0.82
1:A:784:GLY:H	2:C:363:ARG:HD2	1.41	0.82
1:D:1069:ILE:O	1:D:1071:ARG:CG	2.26	0.82
1:D:112:LEU:CD2	1:D:917:GLY:O	2.28	0.82
1:D:364:VAL:HG12	1:D:364:VAL:O	1.80	0.82
1:D:869:ARG:H	1:D:1200:PRO:HB2	1.45	0.82
1:A:1208:ARG:N	1:A:1210:TYR:CD1	2.48	0.81
1:D:422:VAL:HG11	1:D:1111:LEU:HD12	1.60	0.81
2:F:375:HIS:H	2:F:378:LEU:CD2	1.93	0.81
2:F:447:THR:O	2:F:452:LEU:CD1	2.26	0.81
1:A:1040:LYS:HB3	1:A:1044:VAL:CG1	2.09	0.81
1:A:1160:THR:O	1:A:1164:PHE:HD1	1.63	0.81
1:A:115:GLN:N	1:A:116:PRO:HD2	1.93	0.81
1:A:490:TRP:CA	1:A:580:LEU:HD22	2.08	0.81
2:C:421:MET:HE2	2:C:422:GLN:HB2	1.62	0.81

Continued on next page...

Continued from previous page...

Atom-1	Atom-2	Interatomic distance (Å)	Clash overlap (Å)
1:D:851:THR:HG23	1:D:1102:GLN:HB3	1.63	0.81
1:D:931:LEU:HB3	1:D:934:LYS:HZ2	1.45	0.81
1:A:213:VAL:CG1	1:A:397:ALA:HB1	2.10	0.81
1:A:512:LYS:O	1:A:513:LEU:HD23	1.80	0.81
2:C:402:LEU:HG	2:C:472:LYS:NZ	1.95	0.81
2:C:446:THR:CA	2:C:450:ASN:CB	2.58	0.81
2:C:467:HIS:O	2:C:471:LEU:HD11	1.80	0.81
1:D:1137:VAL:HG12	1:D:1139:TYR:CE1	2.15	0.81
1:D:196:VAL:CG2	1:D:215:ILE:HD12	2.11	0.81
1:D:233:TYR:O	1:D:234:SER:HB2	1.79	0.81
1:D:847:ALA:HA	1:D:852:ARG:HA	1.62	0.81
2:F:125:VAL:HG23	2:F:126:PHE:H	1.42	0.81
2:F:455:LEU:CA	2:F:456:ARG:HE	1.92	0.81
1:A:608:ASP:O	1:A:620:TRP:CH2	2.33	0.81
1:A:794:ILE:HA	1:A:797:MET:SD	2.20	0.81
2:B:101:PRO:HA	2:C:128:VAL:CG2	2.09	0.81
2:B:192:HIS:CE1	2:C:80:SER:HB3	2.16	0.81
2:C:299:LEU:HD23	2:C:299:LEU:N	1.95	0.81
2:C:344:ARG:HA	2:C:347:LEU:CB	2.11	0.81
1:D:1157:ASN:O	1:D:1161:ARG:HD2	1.80	0.81
1:D:1206:MET:HG3	2:F:257:ARG:HH11	1.46	0.81
1:D:347:TRP:CD1	1:D:349:ASP:OD2	2.32	0.81
1:D:457:ARG:HH11	1:D:457:ARG:HB3	1.44	0.81
1:D:618:HIS:HB2	1:D:725:PRO:CG	2.08	0.81
2:E:432:TYR:CB	2:E:437:ILE:CD1	2.44	0.81
1:A:282:TYR:O	1:A:283:LEU:HB2	1.79	0.81
1:A:575:LYS:HG3	1:A:576:LEU:N	1.94	0.81
1:A:628:ARG:O	1:A:629:ASP:HB2	1.79	0.81
1:A:653:GLU:HG3	1:A:656:TYR:CE1	2.15	0.81
1:A:866:ARG:HB3	1:A:867:PRO:HD3	1.59	0.81
1:A:900:ALA:HA	1:A:915:ALA:CB	2.11	0.81
2:B:133:HIS:CD2	2:C:231:ILE:HG21	2.14	0.81
2:B:344:ARG:H	2:B:344:ARG:HD2	1.43	0.81
2:C:384:ALA:HB2	2:C:437:ILE:HD12	1.60	0.81
1:D:572:TRP:HZ2	2:F:470:LYS:HB3	1.45	0.81
1:D:718:ALA:O	1:D:722:ARG:HD2	1.80	0.81
1:D:798:ILE:HG23	1:D:869:ARG:NH1	1.95	0.81
2:F:208:LEU:HD22	2:F:242:PHE:CE2	2.15	0.81
2:F:341:ASP:CG	2:F:342:LEU:H	1.83	0.81
1:A:1066:THR:OG1	1:A:1073:PRO:HD2	1.81	0.81
1:A:655:LEU:HD13	1:A:719:LEU:C	2.00	0.81

Continued on next page...

Continued from previous page...

Atom-1	Atom-2	Interatomic distance (Å)	Clash overlap (Å)
2:B:74:GLN:O	2:B:77:HIS:HA	1.80	0.81
1:D:265:LEU:HD21	1:D:267:VAL:HG13	1.61	0.81
1:D:375:GLU:C	1:D:379:LYS:HG3	2.01	0.81
1:D:493:GLN:O	1:D:494:GLU:HG2	1.81	0.81
1:A:1060:LYS:HD3	1:A:1073:PRO:HB3	1.62	0.81
1:A:249:VAL:CG1	1:A:817:PRO:HG3	2.11	0.81
1:A:869:ARG:HH11	1:A:869:ARG:HG3	1.46	0.81
1:A:883:GLY:C	1:A:884:TYR:HD1	1.83	0.81
1:D:903:GLY:HA3	1:D:1002:GLU:HB2	1.63	0.81
1:D:1218:LEU:CB	1:D:1223:ILE:HG22	2.09	0.81
1:D:275:ARG:HE	1:D:842:PRO:CA	1.91	0.81
1:D:439:GLN:HG2	1:D:835:GLY:CA	2.11	0.81
2:F:78:PHE:CD1	2:F:103:GLY:HA2	2.15	0.81
1:A:81:ARG:CZ	1:A:126:ARG:HA	2.09	0.81
2:B:323:HIS:HB2	2:B:331:VAL:O	1.80	0.81
2:C:374:LEU:HD12	2:C:379:ALA:HA	1.61	0.81
1:D:120:LEU:H	1:D:120:LEU:HD22	1.45	0.81
1:D:962:ALA:HB3	1:D:982:ALA:HB1	1.63	0.81
2:F:300:ILE:HG22	2:F:301:GLU:N	1.96	0.81
2:F:447:THR:HG23	2:F:448:LEU:HG	1.63	0.81
1:A:1158:LEU:CD2	1:A:1178:ALA:O	2.29	0.81
1:A:424:LEU:N	1:A:424:LEU:HD23	1.96	0.81
1:A:604:ALA:HB1	1:A:717:LEU:HD11	1.63	0.81
2:C:134:LYS:HB3	2:C:180:LYS:CD	2.09	0.81
2:C:467:HIS:O	2:C:471:LEU:HD13	1.78	0.81
1:D:1128:ARG:HG3	1:D:1129:PHE:N	1.95	0.81
1:D:1208:ARG:CZ	2:F:285:LYS:HD3	2.11	0.81
1:D:135:LEU:CD2	1:D:135:LEU:H	1.94	0.81
2:E:79:LEU:HA	2:E:100:GLY:N	1.95	0.81
2:F:363:ARG:NH1	2:F:363:ARG:HB3	1.96	0.81
2:F:447:THR:C	2:F:452:LEU:HA	2.00	0.81
2:F:467:HIS:O	2:F:471:LEU:HD13	1.80	0.81
1:A:370:PRO:O	1:A:371:LYS:HG2	1.79	0.81
1:A:665:LYS:HG2	1:A:666:GLN:N	1.96	0.81
2:B:267:ALA:CB	2:B:270:PRO:HB2	2.10	0.81
2:C:78:PHE:HE1	2:C:103:GLY:HA2	1.46	0.81
2:C:130:ALA:HB1	2:C:182:ARG:HH12	1.46	0.81
1:D:170:ALA:HB1	1:D:171:TRP:O	1.81	0.81
1:D:177:ARG:HG3	1:D:178:TYR:N	1.96	0.81
1:D:549:LEU:N	1:D:551:LYS:HZ2	1.77	0.81
1:D:556:THR:HA	1:D:559:LEU:CD2	2.10	0.81

Continued on next page...

Continued from previous page...

Atom-1	Atom-2	Interatomic distance (Å)	Clash overlap (Å)
1:D:575:LYS:HE3	1:D:581:ASP:O	1.81	0.81
1:D:667:GLN:O	1:D:671:GLN:HG2	1.80	0.81
1:D:78:MET:O	1:D:79:LEU:HD12	1.79	0.81
1:A:163:PRO:CB	1:A:164:PRO:HD3	2.11	0.81
1:A:363:ARG:NH2	1:A:409:GLN:HB2	1.93	0.81
1:A:925:LYS:CG	1:A:926:SER:N	2.41	0.81
2:C:275:SER:HB2	2:C:287:ASN:ND2	1.95	0.81
1:D:1029:GLN:HG3	1:D:1030:ARG:HE	1.46	0.81
1:D:194:ALA:HA	1:D:265:LEU:CB	2.10	0.81
1:D:350:ILE:C	1:D:352:SER:H	1.83	0.81
1:D:715:GLN:HG2	1:D:717:LEU:HG	1.62	0.81
1:D:116:PRO:HA	1:D:921:LEU:HD13	1.62	0.81
2:E:77:HIS:HB3	2:E:101:PRO:HD2	1.61	0.81
2:F:247:THR:CB	2:F:251:TRP:HD1	1.93	0.81
1:A:606:THR:OG1	1:A:612:LEU:C	2.20	0.80
1:A:955:TYR:HB3	1:A:1098:ASN:CG	2.01	0.80
1:A:988:ALA:O	1:A:998:SER:OG	1.97	0.80
1:D:190:PRO:HB3	1:D:217:PRO:HB2	1.63	0.80
1:D:246:PRO:C	1:D:247:LEU:HD12	2.00	0.80
1:D:269:HIS:CE1	1:D:291:PHE:HA	2.16	0.80
1:D:435:LEU:O	1:D:839:ALA:HB1	1.81	0.80
1:D:719:LEU:HD12	1:D:720:THR:N	1.95	0.80
1:D:797:MET:CB	1:D:869:ARG:CD	2.59	0.80
2:F:299:LEU:HD23	2:F:299:LEU:H	1.45	0.80
1:A:312:TRP:HZ2	1:A:346:ASP:O	1.63	0.80
1:A:633:LYS:HD2	1:A:633:LYS:C	2.00	0.80
1:A:711:ALA:O	1:A:713:PRO:HD3	1.79	0.80
1:A:931:LEU:HD23	1:A:932:HIS:N	1.96	0.80
2:B:448:LEU:O	2:B:448:LEU:HD23	1.81	0.80
1:D:737:GLY:N	1:D:750:PHE:CZ	2.48	0.80
1:D:916:PHE:O	1:D:920:THR:N	2.14	0.80
1:A:147:SER:O	1:A:151:LEU:HG	1.80	0.80
1:A:228:LEU:C	1:A:228:LEU:HD23	2.00	0.80
1:A:848:GLY:O	1:A:852:ARG:HA	1.81	0.80
1:D:134:ASN:HB3	1:D:137:GLN:HB2	1.62	0.80
1:D:256:PRO:HG2	1:D:284:ILE:HD11	1.62	0.80
1:D:288:ARG:HH11	1:D:288:ARG:HG3	1.46	0.80
1:D:389:PHE:HD1	1:D:390:GLN:N	1.77	0.80
1:D:717:LEU:HD23	1:D:717:LEU:N	1.95	0.80
1:D:767:ALA:HB2	1:D:771:LEU:HD22	1.60	0.80
1:D:107:LEU:CD2	1:D:913:CYS:HA	2.12	0.80

Continued on next page...

Continued from previous page...

Atom-1	Atom-2	Interatomic distance (Å)	Clash overlap (Å)
2:F:430:SER:O	2:F:434:GLU:HG3	1.81	0.80
2:C:310:GLU:O	2:C:313:HIS:HB3	1.81	0.80
1:A:552:LEU:HD22	2:C:448:LEU:HD23	1.62	0.80
1:D:1065:ALA:O	1:D:1073:PRO:HG3	1.81	0.80
1:D:173:GLU:O	1:D:220:TRP:HB3	1.81	0.80
1:D:612:LEU:CD1	1:D:612:LEU:N	2.44	0.80
1:D:597:ARG:NH1	1:D:724:GLY:O	2.14	0.80
2:E:382:LYS:CE	2:E:412:SER:O	2.25	0.80
1:A:166:PRO:HG2	1:A:398:GLN:HE22	1.46	0.80
1:A:606:THR:CG2	1:A:613:HIS:H	1.95	0.80
1:A:607:TRP:CZ2	1:A:671:GLN:HA	2.16	0.80
1:A:793:GLU:CA	1:A:796:LYS:HD3	2.11	0.80
2:B:262:TRP:O	2:B:265:LYS:CB	2.29	0.80
2:B:385:LEU:HB3	2:B:441:VAL:HG23	1.63	0.80
1:D:1138:ARG:CG	1:D:1138:ARG:HH11	1.94	0.80
1:D:298:HIS:CD2	1:D:407:PHE:HB2	2.17	0.80
1:D:608:ASP:OD1	1:D:611:PRO:CD	2.30	0.80
1:D:608:ASP:HA	1:D:620:TRP:CH2	2.16	0.80
1:D:917:GLY:O	1:D:920:THR:HB	1.81	0.80
1:D:992:LEU:CD1	1:D:993:ARG:H	1.93	0.80
1:A:1030:ARG:HG2	1:A:1040:LYS:NZ	1.97	0.80
1:A:577:CYS:HB3	1:A:578:PRO:CD	2.10	0.80
2:B:117:SER:CB	2:B:262:TRP:NE1	2.44	0.80
2:C:203:ARG:O	2:C:204:LEU:CB	2.29	0.80
2:C:397:GLN:HG2	2:C:398:VAL:HG13	1.62	0.80
2:C:454:HIS:CB	2:C:466:MET:O	2.30	0.80
1:D:1025:LEU:O	1:D:1026:ARG:C	2.17	0.80
1:D:1202:ASN:O	1:D:1206:MET:N	2.15	0.80
1:D:194:ALA:HB1	1:D:265:LEU:HD13	1.63	0.80
1:D:255:SER:HB3	1:D:256:PRO:C	2.02	0.80
1:D:252:GLY:O	1:D:256:PRO:HG3	1.82	0.80
1:D:282:TYR:CE2	1:D:432:VAL:HA	2.16	0.80
1:D:81:ARG:HG3	1:D:82:GLY:N	1.97	0.80
1:D:887:VAL:O	1:D:1139:TYR:N	2.15	0.80
2:E:247:THR:CG2	2:E:250:GLN:HE21	1.95	0.80
2:E:283:GLY:CA	2:E:306:LEU:HA	2.11	0.80
2:E:320:SER:O	2:E:323:HIS:CD2	2.35	0.80
2:E:388:GLY:C	2:E:395:LEU:CD1	2.49	0.80
1:A:114:GLY:N	1:A:116:PRO:HD2	1.97	0.80
1:A:1196:ASP:HA	1:A:1207:GLU:OE1	1.81	0.80
1:A:176:THR:HG23	1:A:177:ARG:N	1.97	0.80

Continued on next page...

Continued from previous page...

Atom-1	Atom-2	Interatomic distance (Å)	Clash overlap (Å)
1:A:76:ILE:HB	1:A:911:HIS:CE1	2.16	0.80
2:B:402:LEU:O	2:B:406:LEU:HD23	1.80	0.80
1:D:424:LEU:O	1:D:428:LEU:CD1	2.29	0.80
1:D:621:GLY:HA2	1:D:748:TRP:HB2	1.62	0.80
2:E:384:ALA:O	2:E:414:TRP:CB	2.30	0.80
2:F:244:PRO:CD	2:F:247:THR:HG21	2.10	0.80
2:F:317:GLY:HA3	2:F:320:SER:N	1.96	0.80
1:A:897:TRP:HZ3	1:A:1108:TYR:HE1	1.29	0.80
2:C:357:THR:HA	2:C:370:LYS:NZ	1.96	0.80
1:D:1010:LEU:HD13	1:D:1100:VAL:HG21	1.62	0.80
1:D:1124:ALA:HB1	1:D:1148:ARG:HH11	1.46	0.80
1:D:302:SER:CB	1:D:351:SER:HB3	2.11	0.80
1:D:823:ARG:HA	1:D:826:ILE:CD1	2.11	0.80
1:D:926:SER:CB	1:D:930:ASP:HB2	2.12	0.80
2:E:199:LEU:HG	2:E:200:VAL:HG23	1.64	0.80
1:A:1006:ARG:HA	1:A:1006:ARG:CZ	2.12	0.80
1:A:213:VAL:CA	1:A:221:TYR:HE2	1.93	0.80
1:A:211:LEU:HG	1:A:221:TYR:CG	2.16	0.80
1:A:606:THR:HG21	1:A:612:LEU:CB	2.10	0.80
1:A:863:SER:O	1:A:873:GLU:HG3	1.81	0.80
2:B:72:ILE:HG13	2:B:73:CYS:N	1.97	0.80
2:C:432:TYR:CG	2:C:437:ILE:HD11	2.17	0.80
1:D:1010:LEU:HD23	1:D:1015:THR:HA	1.64	0.80
1:D:267:VAL:CB	1:D:269:HIS:CD2	2.64	0.80
1:D:271:VAL:HG12	1:D:272:SER:H	1.46	0.80
2:E:380:PRO:N	2:E:438:LEU:HD11	1.97	0.80
2:F:357:THR:HA	2:F:370:LYS:NZ	1.96	0.80
1:A:365:TYR:O	1:A:366:VAL:HG22	1.82	0.80
1:A:725:PRO:O	1:A:726:LYS:HB2	1.81	0.80
2:C:474:PHE:HA	2:C:477:LYS:CD	2.12	0.80
1:D:1026:ARG:N	1:D:1026:ARG:HD3	1.97	0.80
1:D:1165:ALA:HB3	1:D:1166:TYR:CE1	2.16	0.80
1:D:259:ARG:HG3	1:D:261:TRP:HD1	1.46	0.80
1:D:256:PRO:HB3	1:D:281:GLN:HG3	1.64	0.80
1:D:636:THR:O	1:D:640:LEU:HG	1.82	0.80
2:F:241:TRP:HZ3	2:F:255:TRP:NE1	1.79	0.80
2:F:244:PRO:HD2	2:F:247:THR:CG2	2.12	0.80
1:A:898:ILE:HD11	1:A:1101:VAL:HG13	1.64	0.79
1:A:821:LEU:O	1:A:826:ILE:HG23	1.80	0.79
1:A:893:SER:HA	1:A:896:LEU:HD23	1.64	0.79
2:C:336:LEU:HD23	2:C:336:LEU:C	2.03	0.79

Continued on next page...

Continued from previous page...

Atom-1	Atom-2	Interatomic distance (Å)	Clash overlap (Å)
2:C:446:THR:HA	2:C:450:ASN:HB3	1.62	0.79
1:D:201:VAL:HG22	1:D:208:CYS:O	1.81	0.79
1:D:606:THR:HG23	1:D:607:TRP:N	1.96	0.79
2:E:293:PHE:O	2:E:296:GLY:N	2.14	0.79
2:F:346:MET:HE3	2:F:347:LEU:HD12	1.63	0.79
1:A:1041:TRP:O	1:A:1042:GLU:HB2	1.81	0.79
1:A:486:TRP:CZ3	1:A:598:VAL:HG21	2.16	0.79
1:A:656:TYR:CD1	1:A:744:ILE:HD12	2.17	0.79
2:C:78:PHE:CD1	2:C:103:GLY:HA2	2.17	0.79
2:C:300:ILE:HG22	2:C:301:GLU:HG3	1.61	0.79
2:C:300:ILE:HG23	2:C:342:LEU:CD1	2.10	0.79
2:C:403:PHE:HE1	2:C:415:PRO:HG3	1.47	0.79
1:D:78:MET:HB3	1:D:1175:GLN:HB3	1.64	0.79
1:D:914:THR:HG21	1:D:999:ASP:HB3	1.63	0.79
1:A:81:ARG:HD3	1:A:125:LEU:O	1.82	0.79
1:A:670:PRO:HG2	1:A:671:GLN:NE2	1.96	0.79
2:B:385:LEU:HD23	2:B:414:TRP:O	1.82	0.79
2:B:450:ASN:HD22	2:B:452:LEU:HD23	1.47	0.79
2:C:300:ILE:CG2	2:C:342:LEU:HD11	2.11	0.79
2:C:344:ARG:CA	2:C:347:LEU:HD22	2.11	0.79
1:D:1027:LYS:HB3	1:D:1091:GLU:CA	2.11	0.79
1:D:1180:PHE:O	1:D:1182:ALA:N	2.15	0.79
1:D:1213:PRO:O	1:D:1214:GLN:HB2	1.82	0.79
1:D:271:VAL:CG1	1:D:272:SER:H	1.87	0.79
1:D:459:MET:HE2	1:D:594:LEU:HD11	1.64	0.79
1:D:649:TYR:CD2	1:D:652:ILE:HG21	2.16	0.79
1:D:741:ASP:CB	1:D:748:TRP:HH2	1.94	0.79
1:A:196:VAL:CB	1:A:401:TRP:HZ3	1.95	0.79
1:A:513:LEU:HB2	1:A:568:GLY:HA2	0.85	0.79
1:A:78:MET:HG2	1:A:79:LEU:N	1.97	0.79
1:A:843:GLN:O	1:A:843:GLN:HG2	1.80	0.79
2:B:259:ARG:O	2:B:260:LEU:C	2.17	0.79
2:B:268:MET:N	2:B:270:PRO:HD2	1.97	0.79
2:C:303:LEU:HA	2:C:337:SER:CB	2.11	0.79
2:C:456:ARG:HB2	2:C:463:LYS:C	2.02	0.79
1:D:206:GLY:HA2	1:D:245:ILE:CG2	2.12	0.79
1:D:797:MET:HB2	1:D:869:ARG:HD3	1.64	0.79
2:E:376:PRO:O	2:E:380:PRO:CD	2.26	0.79
2:F:417:TYR:CD2	2:F:417:TYR:N	2.43	0.79
1:A:1126:ASP:HB3	1:A:1141:VAL:HG13	1.64	0.79
1:A:1166:TYR:N	1:A:1166:TYR:HD1	1.79	0.79

Continued on next page...

Continued from previous page...

Atom-1	Atom-2	Interatomic distance (Å)	Clash overlap (Å)
1:A:374:ARG:HE	1:A:392:LEU:CD1	1.94	0.79
1:D:1133:ILE:O	1:D:1135:ASP:N	2.16	0.79
1:D:913:CYS:SG	1:D:914:THR:N	2.56	0.79
1:A:1047:ARG:CA	1:A:1047:ARG:HH11	1.96	0.79
1:A:176:THR:CG2	1:A:177:ARG:H	1.87	0.79
1:A:273:PHE:O	1:A:276:ALA:HB3	1.83	0.79
1:A:150:TYR:OH	1:A:288:ARG:O	2.01	0.79
1:A:605:LEU:CA	1:A:781:ALA:HB3	2.13	0.79
1:A:944:GLU:HA	1:A:947:LYS:HE3	1.64	0.79
1:A:95:PRO:O	1:A:100:VAL:HG23	1.82	0.79
1:D:1141:VAL:N	1:D:1146:ARG:HH21	1.80	0.79
2:E:372:LEU:HG	2:E:373:LYS:H	1.46	0.79
2:F:328:ARG:O	2:F:329:LYS:HD2	1.82	0.79
2:F:442:LEU:N	2:F:455:LEU:HD22	1.97	0.79
2:F:454:HIS:CB	2:F:466:MET:O	2.29	0.79
1:A:448:ALA:HB1	1:A:870:VAL:HG12	1.61	0.79
1:A:468:ASN:ND2	1:A:578:PRO:CG	2.45	0.79
1:A:999:ASP:O	1:A:1000:GLU:HG3	1.83	0.79
2:B:412:SER:O	2:B:413:VAL:HG22	1.82	0.79
2:C:114:TRP:HE1	2:C:259:ARG:CZ	1.95	0.79
1:D:87:ILE:HG21	1:D:1166:TYR:OH	1.82	0.79
1:D:1209:ARG:HH22	2:F:256:LEU:HD22	1.48	0.79
1:D:167:PRO:C	1:D:169:TRP:N	2.34	0.79
1:A:1041:TRP:CD1	1:A:1043:VAL:HB	2.18	0.79
1:A:1131:ILE:CG1	1:A:1133:ILE:HG22	2.13	0.79
1:A:118:VAL:N	1:A:119:PRO:CD	2.46	0.79
2:C:251:TRP:HA	2:C:251:TRP:CE3	2.17	0.79
2:C:241:TRP:CZ3	2:C:255:TRP:NE1	2.51	0.79
1:D:1207:GLU:HA	1:D:1210:TYR:CB	2.12	0.79
1:D:177:ARG:CG	1:D:178:TYR:N	2.45	0.79
1:D:284:ILE:HD12	1:D:284:ILE:N	1.98	0.79
1:D:645:VAL:HG13	1:D:650:ARG:HG2	1.64	0.79
1:D:649:TYR:HA	1:D:652:ILE:CB	2.09	0.79
1:D:768:LYS:CD	1:D:769:ASP:H	1.94	0.79
2:E:284:ARG:O	2:E:285:LYS:HB3	1.83	0.79
2:F:453:ILE:HG22	2:F:455:LEU:N	1.98	0.79
1:A:1060:LYS:HE3	1:A:1065:ALA:N	1.96	0.79
1:A:1155:ILE:HA	1:A:1158:LEU:HD12	1.64	0.79
1:A:371:LYS:C	1:A:372:GLU:HG2	2.02	0.79
1:A:608:ASP:HA	1:A:779:LEU:CB	2.12	0.79
2:B:437:ILE:HG22	2:B:438:LEU:H	1.46	0.79

Continued on next page...

Continued from previous page...

Atom-1	Atom-2	Interatomic distance (Å)	Clash overlap (Å)
2:C:115:TRP:CH2	2:C:210:GLN:HG2	2.18	0.79
1:D:1027:LYS:HB2	1:D:1096:ARG:HE	1.48	0.79
1:D:135:LEU:HD23	1:D:135:LEU:N	1.98	0.79
1:D:845:VAL:HG12	1:D:846:THR:O	1.83	0.79
2:E:384:ALA:O	2:E:414:TRP:HB3	1.82	0.79
2:E:448:LEU:HD23	2:E:449:GLU:N	1.97	0.79
1:A:1110:HIS:O	1:A:1114:VAL:HG23	1.82	0.79
1:A:253:ALA:HB3	1:A:256:PRO:CB	2.13	0.79
1:A:455:LEU:HD12	1:A:798:ILE:HG22	1.65	0.79
2:C:203:ARG:O	2:C:204:LEU:HB2	1.83	0.79
2:C:387:VAL:HG11	2:C:399:CYS:CB	2.11	0.79
1:D:1026:ARG:NE	1:D:1029:GLN:OE1	2.16	0.79
1:D:195:LEU:N	1:D:265:LEU:HD22	1.98	0.79
1:D:546:ARG:C	1:D:551:LYS:HZ1	1.86	0.79
1:D:618:HIS:HA	1:D:762:VAL:CG2	2.13	0.79
1:D:656:TYR:CD1	1:D:744:ILE:HD12	2.18	0.79
2:E:123:GLU:HG2	2:F:415:PRO:HG2	1.64	0.79
2:F:241:TRP:HB3	2:F:336:LEU:HB2	1.65	0.79
2:F:303:LEU:CA	2:F:337:SER:OG	2.31	0.79
2:F:454:HIS:HB2	2:F:466:MET:C	2.02	0.79
1:A:1016:GLU:HA	1:A:1021:SER:O	1.83	0.78
1:D:1189:LEU:N	1:D:1189:LEU:HD22	1.97	0.78
1:D:605:LEU:HD22	1:D:781:ALA:HB2	1.63	0.78
1:D:612:LEU:N	1:D:612:LEU:HD13	1.98	0.78
1:D:996:ARG:N	1:D:996:ARG:CD	2.46	0.78
2:E:369:ARG:HA	2:E:430:SER:HB3	1.63	0.78
2:F:389:ARG:HG3	2:F:445:GLU:OE2	1.83	0.78
1:A:411:LEU:O	1:A:415:LEU:HD22	1.83	0.78
1:A:477:GLU:HG2	1:A:482:ASP:OD2	1.83	0.78
1:A:653:GLU:HA	1:A:656:TYR:CE1	2.18	0.78
1:D:212:ALA:O	1:D:213:VAL:CB	2.31	0.78
1:D:412:PRO:O	1:D:416:GLU:HG3	1.84	0.78
1:D:586:THR:N	1:D:587:PRO:CD	2.45	0.78
1:D:995:TYR:CD2	1:D:995:TYR:O	2.35	0.78
2:F:245:PRO:HG2	2:F:246:ARG:HD3	1.64	0.78
1:A:1206:MET:N	1:A:1209:ARG:HB2	1.98	0.78
1:A:276:ALA:HA	1:A:279:ARG:CD	2.14	0.78
2:C:354:PHE:HE1	2:C:370:LYS:HB3	1.48	0.78
1:D:851:THR:CG2	1:D:1102:GLN:HB3	2.13	0.78
1:D:352:SER:CB	1:D:352:SER:C	2.51	0.78
1:D:559:LEU:CG	1:D:560:PRO:HD2	2.13	0.78

Continued on next page...

Continued from previous page...

Atom-1	Atom-2	Interatomic distance (Å)	Clash overlap (Å)
1:D:775:GLU:CA	1:D:780:GLN:HG2	2.13	0.78
2:E:188:GLY:O	2:E:191:GLU:HG2	1.82	0.78
2:E:109:ASN:HB2	2:E:378:LEU:HA	1.65	0.78
1:A:996:ARG:NH1	1:A:1004:LEU:N	2.31	0.78
1:A:1006:ARG:HH12	1:A:1009:ASN:HB2	1.48	0.78
1:A:1157:ASN:HB3	1:A:1161:ARG:CZ	2.12	0.78
1:A:316:LYS:HZ3	1:A:350:ILE:HG13	1.48	0.78
1:A:497:GLN:HA	1:A:516:GLU:HB3	1.63	0.78
1:A:563:PRO:C	1:A:564:GLN:HE21	1.86	0.78
2:B:110:LEU:CD2	2:B:342:LEU:HD21	2.14	0.78
2:C:317:GLY:HA3	2:C:320:SER:N	1.98	0.78
2:C:439:PHE:HD1	2:C:458:ARG:HB2	1.47	0.78
1:D:101:ARG:CG	1:D:101:ARG:HH11	1.97	0.78
1:D:269:HIS:CD2	1:D:291:PHE:CD2	2.71	0.78
1:D:273:PHE:H	1:D:275:ARG:HB3	1.48	0.78
1:D:613:HIS:CE1	1:D:717:LEU:HD13	2.18	0.78
2:E:389:ARG:NH2	2:E:391:PRO:O	2.16	0.78
2:E:456:ARG:HA	2:E:462:MET:O	1.82	0.78
2:E:67:GLU:HG2	2:E:70:LEU:HD11	1.64	0.78
2:E:68:ALA:O	2:E:72:ILE:HD13	1.82	0.78
1:A:1026:ARG:O	1:A:1030:ARG:HB2	1.83	0.78
1:A:879:GLN:HG2	1:A:1189:LEU:HG	1.63	0.78
2:B:99:PHE:HD2	2:C:129:ASP:CG	1.86	0.78
1:D:1056:GLU:HA	1:D:1059:ASN:HD21	1.47	0.78
1:D:282:TYR:CD2	1:D:432:VAL:HG13	2.18	0.78
1:D:549:LEU:HA	1:D:552:LEU:HD12	1.66	0.78
1:D:616:GLU:HG3	1:D:724:GLY:O	1.82	0.78
2:E:193:TYR:CE2	2:E:322:LEU:HD22	2.19	0.78
2:E:199:LEU:HB2	2:F:77:HIS:NE2	1.98	0.78
1:A:1226:LEU:HD22	1:A:1226:LEU:H	1.47	0.78
1:A:249:VAL:HG21	1:A:817:PRO:CG	2.13	0.78
2:C:375:HIS:O	2:C:378:LEU:HB2	1.84	0.78
1:A:472:GLN:HG3	2:C:460:THR:HB	1.65	0.78
1:D:879:GLN:OE1	1:D:1189:LEU:CD2	2.30	0.78
1:D:289:MET:C	1:D:289:MET:SD	2.62	0.78
1:D:927:ARG:CG	1:D:928:GLY:H	1.92	0.78
2:F:78:PHE:HE1	2:F:103:GLY:HA2	1.49	0.78
2:F:354:PHE:HB2	2:F:372:LEU:HA	1.65	0.78
1:A:1231:LEU:HD11	1:A:1236:GLN:NE2	1.98	0.78
1:A:392:LEU:HG	1:A:395:TYR:CD1	2.18	0.78
1:A:601:LYS:HG2	1:A:721:ALA:CB	2.13	0.78

Continued on next page...

Continued from previous page...

Atom-1	Atom-2	Interatomic distance (Å)	Clash overlap (Å)
1:A:622:TYR:O	1:A:746:GLY:HA3	1.83	0.78
2:C:376:PRO:CG	2:C:482:ALA:HB1	2.13	0.78
2:C:424:SER:CB	2:C:427:GLN:HE22	1.93	0.78
2:C:472:LYS:HA	2:C:475:LEU:HD11	1.66	0.78
1:D:659:HIS:ND1	1:D:719:LEU:HD22	1.99	0.78
2:E:115:TRP:O	2:E:116:THR:HG23	1.83	0.78
1:A:996:ARG:HH12	1:A:1003:TRP:CA	1.97	0.78
1:A:1041:TRP:C	1:A:1041:TRP:HD1	1.88	0.78
1:A:1131:ILE:CD1	1:A:1138:ARG:H	1.95	0.78
1:A:439:GLN:CG	1:A:836:LEU:H	1.96	0.78
1:A:468:ASN:CG	2:C:460:THR:HG21	2.03	0.78
1:A:795:ASN:ND2	1:A:796:LYS:N	2.30	0.78
1:A:933:SER:HB2	1:A:943:ARG:HD3	1.66	0.78
2:C:206:TYR:HD2	2:C:206:TYR:N	1.79	0.78
2:C:303:LEU:CD1	2:C:339:ASN:OD1	2.31	0.78
2:C:375:HIS:H	2:C:378:LEU:CD2	1.94	0.78
1:D:580:LEU:C	1:D:580:LEU:HD12	2.04	0.78
1:D:645:VAL:O	1:D:645:VAL:CG1	2.31	0.78
1:D:717:LEU:HD23	1:D:717:LEU:H	1.46	0.78
2:E:389:ARG:NE	2:E:390:GLY:N	2.29	0.78
2:E:432:TYR:O	2:E:437:ILE:HD13	1.84	0.78
2:F:310:GLU:O	2:F:313:HIS:HB3	1.83	0.78
1:A:1131:ILE:CG2	1:A:1137:VAL:HA	2.14	0.78
1:A:271:VAL:HG12	1:A:272:SER:N	1.96	0.78
1:A:371:LYS:C	1:A:373:PRO:HD3	2.04	0.78
1:A:371:LYS:NZ	1:A:400:VAL:HG23	1.99	0.78
1:A:408:GLN:CA	1:A:411:LEU:HG	2.12	0.78
1:A:559:LEU:HB3	1:A:560:PRO:HD2	1.65	0.78
1:A:779:LEU:O	1:A:780:GLN:HG2	1.84	0.78
2:C:395:LEU:HD21	2:C:443:VAL:CB	2.12	0.78
1:D:194:ALA:HA	1:D:265:LEU:HB2	1.64	0.78
1:D:369:LEU:HB3	1:D:372:GLU:CG	2.14	0.78
1:D:613:HIS:CG	1:D:717:LEU:HD22	2.18	0.78
2:F:304:TRP:H	2:F:337:SER:CB	1.81	0.78
2:F:305:ASN:CA	2:F:335:VAL:HG11	2.14	0.78
2:F:375:HIS:O	2:F:378:LEU:HB2	1.84	0.78
2:F:385:LEU:HD11	2:F:402:LEU:HB2	1.66	0.78
2:F:435:MET:O	2:F:436:SER:CB	2.31	0.78
1:A:482:ASP:HB2	1:A:483:PRO:CD	2.13	0.78
1:A:804:ALA:O	1:A:808:ILE:HG13	1.84	0.78
1:A:845:VAL:CB	1:A:855:VAL:HB	2.12	0.78

Continued on next page...

Continued from previous page...

Atom-1	Atom-2	Interatomic distance (Å)	Clash overlap (Å)
1:A:893:SER:HB2	1:A:896:LEU:CG	2.13	0.78
1:A:924:ARG:O	1:A:925:LYS:HG2	1.83	0.78
1:D:1132:SER:HA	1:D:1136:GLU:O	1.83	0.78
1:D:1141:VAL:HG12	1:D:1142:ARG:O	1.84	0.78
1:D:660:CYS:HB2	1:D:745:PRO:HG3	1.65	0.78
1:D:275:ARG:HH11	1:D:843:GLN:CD	1.87	0.78
1:D:887:VAL:H	1:D:1146:ARG:HH22	1.31	0.78
1:D:76:ILE:HA	1:D:911:HIS:NE2	1.97	0.78
2:F:239:LEU:N	2:F:338:VAL:HG11	1.98	0.78
2:F:431:LYS:NZ	2:F:435:MET:HG2	1.98	0.78
2:F:82:SER:HA	2:F:86:LEU:CD2	2.10	0.78
1:A:1041:TRP:O	1:A:1041:TRP:CD1	2.37	0.77
1:A:241:PRO:HA	1:A:244:LEU:CB	2.14	0.77
1:D:900:ALA:CA	1:D:915:ALA:HB1	2.13	0.77
1:D:922:GLN:HG2	1:D:931:LEU:CD1	2.13	0.77
2:F:182:ARG:NH2	2:F:213:VAL:O	2.15	0.77
1:A:758:ASN:CB	1:A:1058:PHE:HZ	1.95	0.77
1:A:1166:TYR:H	1:A:1166:TYR:HD1	1.31	0.77
1:A:238:GLN:HB2	1:A:239:LEU:HG	1.65	0.77
1:A:83:LEU:HD13	1:A:89:GLY:CA	2.15	0.77
1:D:206:GLY:HA2	1:D:245:ILE:HG22	1.65	0.77
1:D:371:LYS:NZ	1:D:396:CYS:HB2	1.99	0.77
1:D:414:PHE:HA	1:D:417:ARG:NH1	1.98	0.77
1:D:824:ALA:HA	1:D:827:ARG:CB	2.13	0.77
1:D:883:GLY:O	1:D:1143:GLU:HB2	1.84	0.77
2:E:94:GLY:HA2	2:E:96:HIS:CE1	2.20	0.77
2:E:418:LEU:CD1	2:F:122:ARG:HE	1.97	0.77
1:A:196:VAL:HB	1:A:401:TRP:CZ3	2.18	0.77
1:A:213:VAL:HG13	1:A:397:ALA:HB1	1.67	0.77
1:A:813:VAL:CG2	1:A:814:VAL:N	2.47	0.77
2:B:231:ILE:CG1	2:C:135:PRO:HG3	2.14	0.77
1:D:1001:GLY:HA2	1:D:1004:LEU:CD2	2.04	0.77
1:D:903:GLY:CA	1:D:1002:GLU:HB2	2.13	0.77
1:D:1134:HIS:O	1:D:1135:ASP:HB2	1.83	0.77
1:D:578:PRO:O	1:D:580:LEU:N	2.18	0.77
1:D:624:VAL:C	1:D:626:GLY:H	1.86	0.77
2:F:134:LYS:HB3	2:F:180:LYS:CD	2.13	0.77
2:B:323:HIS:HB2	2:B:332:VAL:CA	2.14	0.77
2:C:126:PHE:C	2:C:128:VAL:H	1.80	0.77
2:C:367:LEU:O	2:C:369:ARG:HD2	1.83	0.77
2:C:439:PHE:HD1	2:C:458:ARG:CB	1.98	0.77

Continued on next page...

Continued from previous page...

Atom-1	Atom-2	Interatomic distance (Å)	Clash overlap (Å)
1:D:1072:THR:N	1:D:1073:PRO:HD2	2.00	0.77
1:D:177:ARG:CG	1:D:178:TYR:H	1.97	0.77
1:D:247:LEU:O	1:D:248:GLU:HB2	1.85	0.77
1:D:348:LEU:O	1:D:348:LEU:HD13	1.84	0.77
1:D:775:GLU:HG2	1:D:780:GLN:CG	2.12	0.77
1:D:80:SER:O	1:D:82:GLY:N	2.17	0.77
2:E:254:PHE:O	2:E:258:HIS:N	2.17	0.77
2:F:233:GLU:O	2:F:234:LYS:HG2	1.85	0.77
2:F:114:TRP:HE1	2:F:259:ARG:NH1	1.82	0.77
2:F:243:THR:O	2:F:334:CYS:N	2.16	0.77
2:F:471:LEU:HA	2:F:474:PHE:CD2	2.19	0.77
1:A:175:TRP:CB	1:A:186:PRO:HD3	2.15	0.77
1:A:869:ARG:HA	1:A:1201:SER:N	1.98	0.77
2:C:200:VAL:HG21	2:C:204:LEU:CD2	2.14	0.77
1:D:866:ARG:CG	1:D:1069:ILE:HG21	2.08	0.77
1:D:214:ALA:N	1:D:401:TRP:HZ2	1.82	0.77
1:D:916:PHE:O	1:D:920:THR:CA	2.32	0.77
2:F:356:LEU:O	2:F:370:LYS:HE2	1.84	0.77
2:F:81:GLY:HA3	2:F:97:PRO:HD2	1.65	0.77
1:A:308:GLN:NE2	1:A:1091:GLU:N	2.33	0.77
1:A:460:LYS:N	1:A:460:LYS:HD2	1.98	0.77
1:A:550:GLN:O	1:A:554:GLY:N	2.17	0.77
1:A:608:ASP:O	1:A:620:TRP:HH2	1.67	0.77
1:A:728:THR:HG22	1:A:729:GLN:N	1.99	0.77
1:A:805:HIS:ND1	1:A:806:LYS:N	2.32	0.77
2:C:81:GLY:CA	2:C:97:PRO:HB2	2.13	0.77
1:D:1166:TYR:CD1	1:D:1166:TYR:N	2.43	0.77
1:D:504:LYS:HB3	1:D:523:ASP:HB2	1.66	0.77
2:E:309:HIS:ND1	2:E:310:GLU:HG2	2.00	0.77
2:E:431:LYS:HA	2:E:434:GLU:HG3	1.64	0.77
1:A:79:LEU:CD2	1:A:1173:LEU:O	2.29	0.77
1:A:1221:TYR:O	1:A:1224:ILE:HG22	1.83	0.77
1:A:498:LYS:NZ	1:A:519:GLY:H	1.83	0.77
1:A:640:LEU:N	1:A:640:LEU:HD23	1.98	0.77
1:A:448:ALA:HA	1:A:870:VAL:HG13	1.65	0.77
1:A:962:ALA:HB2	1:A:986:TYR:CZ	2.19	0.77
2:B:324:GLY:CA	2:B:325:ARG:CZ	2.62	0.77
2:C:382:LYS:HD3	2:C:411:ILE:CG1	2.13	0.77
1:D:1221:TYR:HD1	1:D:1222:GLN:H	1.33	0.77
1:D:195:LEU:N	1:D:265:LEU:HD13	1.99	0.77
2:E:67:GLU:HG2	2:E:70:LEU:CD1	2.14	0.77

Continued on next page...

Continued from previous page...

Atom-1	Atom-2	Interatomic distance (Å)	Clash overlap (Å)
2:F:305:ASN:HA	2:F:335:VAL:HG11	1.65	0.77
1:A:77:GLN:CB	1:A:1174:PRO:HB3	2.14	0.77
1:A:1175:GLN:HG3	1:A:1176:SER:N	2.00	0.77
1:A:358:LEU:O	1:A:361:VAL:HG13	1.85	0.77
1:A:460:LYS:O	1:A:464:MET:HG3	1.84	0.77
1:A:711:ALA:O	1:A:712:VAL:HG23	1.83	0.77
2:B:233:GLU:OE2	2:C:133:HIS:N	2.15	0.77
2:B:233:GLU:C	2:B:234:LYS:HE2	2.03	0.77
2:B:478:TYR:O	2:B:482:ALA:HB2	1.84	0.77
1:D:302:SER:HB2	1:D:351:SER:CB	2.15	0.77
1:D:869:ARG:O	1:D:1200:PRO:CB	2.32	0.77
2:E:78:PHE:O	2:E:79:LEU:CG	2.27	0.77
2:F:435:MET:CE	2:F:435:MET:HA	2.14	0.77
2:F:435:MET:O	2:F:436:SER:HB3	1.84	0.77
1:A:1040:LYS:CG	1:A:1044:VAL:HG11	2.15	0.77
1:A:1210:TYR:CE1	1:A:1213:PRO:CG	2.61	0.77
2:B:311:LEU:CG	2:B:312:LEU:N	2.47	0.77
1:D:346:ASP:H	1:D:1040:LYS:HD3	1.48	0.77
1:D:294:THR:CG2	1:D:407:PHE:HE2	1.93	0.77
1:D:512:LYS:O	1:D:513:LEU:HD23	1.84	0.77
1:D:885:THR:C	1:D:886:LEU:HD23	2.05	0.77
2:E:69:LEU:H	2:E:69:LEU:HD12	1.48	0.77
1:A:885:THR:HB	1:A:1146:ARG:NE	1.99	0.77
1:A:608:ASP:CB	1:A:779:LEU:HB2	2.14	0.77
1:A:827:ARG:HH11	1:A:827:ARG:HG2	1.50	0.77
2:C:79:LEU:HA	2:C:99:PHE:HA	1.67	0.77
1:D:1008:LEU:C	1:D:1011:PRO:HD2	2.05	0.77
1:D:1143:GLU:O	1:D:1146:ARG:HG3	1.85	0.77
1:D:610:PHE:CE1	1:D:972:ARG:NH2	2.52	0.77
1:D:797:MET:CB	1:D:869:ARG:HD3	2.14	0.77
2:E:375:HIS:CD2	2:E:376:PRO:HB3	2.20	0.77
2:E:373:LYS:HB2	2:E:459:ASP:OD1	1.84	0.77
2:F:342:LEU:HG	2:F:344:ARG:HB2	1.67	0.77
1:A:1037:GLN:C	1:A:1039:LYS:H	1.84	0.76
1:A:562:ARG:HB3	1:A:565:HIS:CE1	2.21	0.76
1:A:584:ALA:C	1:A:585:TRP:HE3	1.87	0.76
1:A:593:SER:CA	1:A:596:MET:HG3	2.12	0.76
1:A:624:VAL:C	1:A:626:GLY:H	1.88	0.76
2:B:112:ALA:O	2:B:115:TRP:HB3	1.85	0.76
2:C:208:LEU:HD12	2:C:208:LEU:O	1.85	0.76
2:C:215:PHE:CD2	2:C:233:GLU:HG2	2.21	0.76

Continued on next page...

Continued from previous page...

Atom-1	Atom-2	Interatomic distance (Å)	Clash overlap (Å)
1:D:824:ALA:HA	1:D:827:ARG:HB3	1.67	0.76
2:F:383:VAL:HG23	2:F:439:PHE:O	1.83	0.76
1:A:192:GLU:O	1:A:193:ARG:HG3	1.84	0.76
1:A:213:VAL:O	1:A:401:TRP:HZ2	1.68	0.76
1:A:462:SER:C	1:A:466:LEU:HD23	2.06	0.76
1:A:601:LYS:HA	1:A:717:LEU:HB3	1.65	0.76
1:A:732:TYR:HE1	1:A:755:LYS:CB	1.98	0.76
1:A:617:ARG:HG2	1:A:765:PRO:HD3	1.66	0.76
2:C:300:ILE:HG22	2:C:301:GLU:H	1.49	0.76
2:C:393:LEU:O	2:C:396:ARG:HG3	1.86	0.76
1:D:167:PRO:HD2	1:D:168:ALA:N	1.99	0.76
1:D:441:TRP:NE1	1:D:879:GLN:CA	2.48	0.76
2:E:389:ARG:N	2:E:395:LEU:HD11	2.00	0.76
2:F:302:THR:C	2:F:303:LEU:HD12	2.06	0.76
1:A:1119:LEU:HA	1:A:1122:GLU:CG	2.15	0.76
1:A:643:ALA:O	1:A:645:VAL:HG23	1.85	0.76
1:A:441:TRP:NE1	1:A:877:MET:HB3	2.00	0.76
1:A:989:THR:HG22	1:A:999:ASP:HB2	1.65	0.76
2:B:69:LEU:O	2:B:72:ILE:HG12	1.83	0.76
2:C:201:ASN:C	2:C:203:ARG:H	1.88	0.76
2:C:301:GLU:HB3	2:C:339:ASN:CG	2.06	0.76
2:C:328:ARG:O	2:C:329:LYS:HD2	1.86	0.76
2:C:81:GLY:HA3	2:C:97:PRO:CB	2.15	0.76
1:D:289:MET:SD	1:D:290:ARG:N	2.58	0.76
1:D:611:PRO:HB2	1:D:612:LEU:CD1	2.15	0.76
1:D:605:LEU:CD2	1:D:781:ALA:HB1	2.14	0.76
1:D:928:GLY:HA2	1:D:931:LEU:HD12	1.65	0.76
2:F:301:GLU:HB3	2:F:339:ASN:CB	2.12	0.76
1:A:1041:TRP:O	1:A:1041:TRP:HD1	1.68	0.76
1:A:152:GLU:HA	1:A:155:ASN:ND2	2.00	0.76
2:B:323:HIS:HB2	2:B:332:VAL:N	2.00	0.76
2:C:258:HIS:HA	2:C:261:GLN:OE1	1.85	0.76
2:C:241:TRP:N	2:C:336:LEU:HB3	2.00	0.76
2:C:389:ARG:CG	2:C:390:GLY:H	1.98	0.76
1:D:1158:LEU:H	1:D:1158:LEU:HD23	1.50	0.76
1:D:842:PRO:HB2	1:D:856:GLU:CD	2.05	0.76
2:E:194:VAL:HG13	2:E:195:ASN:N	2.01	0.76
2:F:394:GLU:N	2:F:394:GLU:CD	2.39	0.76
1:A:887:VAL:HG23	1:A:1146:ARG:HH11	1.50	0.76
1:A:885:THR:CB	1:A:1146:ARG:NE	2.48	0.76
1:A:1179:PHE:CD1	1:A:1220:ILE:HG21	2.20	0.76

Continued on next page...

Continued from previous page...

Atom-1	Atom-2	Interatomic distance (Å)	Clash overlap (Å)
1:A:244:LEU:O	1:A:247:LEU:HB3	1.86	0.76
1:A:591:LEU:HD12	1:A:594:LEU:HG	1.67	0.76
1:A:868:ASP:HB3	1:A:1199:THR:HB	1.68	0.76
2:B:74:GLN:O	2:B:77:HIS:CA	2.33	0.76
2:C:182:ARG:NH2	2:C:213:VAL:O	2.18	0.76
2:C:416:GLY:O	2:C:419:GLU:HB3	1.85	0.76
1:D:137:GLN:O	1:D:141:LEU:HD12	1.86	0.76
1:D:513:LEU:O	1:D:570:PRO:HD2	1.86	0.76
1:D:522:GLY:O	1:D:524:PRO:CD	2.33	0.76
1:D:649:TYR:HD2	1:D:652:ILE:HG21	1.50	0.76
1:D:823:ARG:O	1:D:826:ILE:HG12	1.85	0.76
1:D:556:THR:HB	2:F:467:HIS:NE2	1.99	0.76
1:A:582:ASP:HB3	1:A:592:LEU:HD22	1.68	0.76
1:A:600:PRO:O	1:A:602:LEU:O	2.04	0.76
1:A:79:LEU:HD12	1:A:89:GLY:O	1.85	0.76
2:C:241:TRP:HB3	2:C:336:LEU:HB2	1.67	0.76
1:D:437:VAL:HA	1:D:441:TRP:HD1	1.50	0.76
1:D:659:HIS:CD2	1:D:719:LEU:HB2	2.21	0.76
2:F:208:LEU:HD13	2:F:240:VAL:HB	1.64	0.76
1:A:610:PHE:N	1:A:610:PHE:HD2	1.83	0.76
2:C:239:LEU:N	2:C:338:VAL:CG1	2.46	0.76
2:C:352:ASP:N	2:C:355:GLN:HB2	2.00	0.76
2:C:466:MET:HB3	2:C:471:LEU:CD2	2.10	0.76
1:D:1207:GLU:HA	1:D:1210:TYR:CD2	2.21	0.76
1:D:130:LEU:O	1:D:131:TYR:CD2	2.39	0.76
1:D:140:ARG:O	1:D:144:GLN:HB2	1.85	0.76
1:D:375:GLU:HG3	1:D:379:LYS:CG	2.16	0.76
1:D:456:GLN:C	1:D:460:LYS:HZ3	1.88	0.76
1:D:547:ALA:CA	1:D:551:LYS:HE2	2.16	0.76
1:D:606:THR:CG2	1:D:612:LEU:O	2.34	0.76
1:D:83:LEU:HG	1:D:89:GLY:CA	2.16	0.76
2:F:201:ASN:C	2:F:203:ARG:H	1.89	0.76
2:F:347:LEU:CA	2:F:350:LEU:HD11	2.15	0.76
2:F:350:LEU:H	2:F:350:LEU:HD12	1.51	0.76
2:F:449:GLU:O	2:F:450:ASN:C	2.24	0.76
1:A:498:LYS:HE3	1:A:518:ALA:N	2.01	0.76
2:C:444:THR:O	2:C:447:THR:N	2.18	0.76
2:C:452:LEU:HD12	2:C:453:ILE:N	2.01	0.76
1:D:1102:GLN:O	1:D:1106:VAL:HG23	1.85	0.76
1:D:1165:ALA:C	1:D:1166:TYR:HD1	1.89	0.76
1:D:604:ALA:CA	1:D:613:HIS:CE1	2.67	0.76

Continued on next page...

Continued from previous page...

Atom-1	Atom-2	Interatomic distance (Å)	Clash overlap (Å)
1:D:630:ASN:HB2	1:D:744:ILE:O	1.86	0.76
1:D:645:VAL:CG1	1:D:650:ARG:HG2	2.15	0.76
1:D:717:LEU:CD2	1:D:717:LEU:H	1.92	0.76
1:D:748:TRP:CH2	1:D:750:PHE:HE2	2.02	0.76
1:D:275:ARG:HD2	1:D:843:GLN:OE1	1.85	0.76
1:D:914:THR:CG2	1:D:999:ASP:HB3	2.15	0.76
2:E:213:VAL:HG13	2:E:235:THR:HG22	1.67	0.76
2:F:197:LEU:O	2:F:202:LYS:HA	1.85	0.76
2:F:444:THR:O	2:F:447:THR:HG22	1.86	0.76
1:A:1112:MET:HA	1:A:1156:THR:CG2	2.16	0.76
1:A:77:GLN:OE1	1:A:1174:PRO:CB	2.34	0.76
1:A:175:TRP:HB3	1:A:186:PRO:CD	2.15	0.76
1:A:274:ASP:N	1:A:276:ALA:H	1.83	0.76
1:A:618:HIS:HB2	1:A:725:PRO:CG	2.16	0.76
2:B:260:LEU:O	2:B:264:ARG:HD3	1.86	0.76
2:B:440:THR:HG22	2:B:441:VAL:N	2.01	0.76
2:C:244:PRO:CD	2:C:247:THR:CG2	2.64	0.76
2:C:300:ILE:HG22	2:C:301:GLU:N	2.00	0.76
2:C:303:LEU:HD11	2:C:339:ASN:OD1	1.86	0.76
2:C:385:LEU:HD11	2:C:402:LEU:CB	2.14	0.76
2:C:474:PHE:HE1	2:C:478:TYR:CD2	2.04	0.76
2:C:484:ASN:O	2:C:485:VAL:HG13	1.86	0.76
1:D:192:GLU:O	1:D:217:PRO:HD3	1.86	0.76
1:D:549:LEU:CA	1:D:551:LYS:HZ2	1.99	0.76
1:D:656:TYR:O	1:D:659:HIS:CE1	2.38	0.76
1:D:966:LEU:HD23	1:D:970:ASN:ND2	2.00	0.76
2:F:208:LEU:HD11	2:F:240:VAL:CB	2.16	0.76
2:F:241:TRP:HB2	2:F:336:LEU:CG	2.14	0.76
2:F:374:LEU:HD12	2:F:379:ALA:HA	1.65	0.76
1:A:120:LEU:H	1:A:120:LEU:HD22	1.50	0.76
1:A:354:ASN:OD1	1:A:355:SER:N	2.18	0.76
1:A:471:CYS:CB	1:A:472:GLN:OE1	2.34	0.76
1:A:667:GLN:O	1:A:671:GLN:HG2	1.86	0.76
2:B:417:TYR:HH	2:C:122:ARG:HD3	1.48	0.76
1:D:903:GLY:HA3	1:D:1002:GLU:CB	2.16	0.76
2:E:336:LEU:HD22	2:E:338:VAL:HG23	1.67	0.76
2:F:393:LEU:O	2:F:396:ARG:HG3	1.85	0.76
1:A:1069:ILE:CG2	1:A:1070:PRO:HD3	2.15	0.75
1:A:1169:GLY:O	1:A:1170:LEU:HB3	1.86	0.75
1:A:913:CYS:C	1:A:918:TRP:H	1.89	0.75
2:C:254:PHE:CA	2:C:257:ARG:HH21	1.98	0.75

Continued on next page...

Continued from previous page...

Atom-1	Atom-2	Interatomic distance (Å)	Clash overlap (Å)
1:D:907:PHE:CZ	1:D:1002:GLU:HB3	2.20	0.75
1:D:1027:LYS:HZ3	1:D:1091:GLU:HG2	1.48	0.75
1:D:1165:ALA:O	1:D:1169:GLY:HA3	1.87	0.75
1:D:203:LEU:C	1:D:203:LEU:HD23	2.07	0.75
1:D:463:LEU:HA	1:D:466:LEU:HD22	1.68	0.75
1:D:671:GLN:NE2	1:D:671:GLN:HA	2.00	0.75
1:D:865:ALA:HA	1:D:872:SER:HA	1.68	0.75
1:D:993:ARG:C	1:D:996:ARG:HD2	2.05	0.75
2:E:102:LEU:HD13	2:E:102:LEU:O	1.87	0.75
2:E:383:VAL:O	2:E:384:ALA:HB2	1.85	0.75
2:F:200:VAL:CG1	2:F:204:LEU:HB2	2.15	0.75
1:A:112:LEU:HD21	1:A:918:TRP:HA	1.69	0.75
2:C:415:PRO:HB3	2:C:417:TYR:CE2	2.21	0.75
2:C:382:LYS:O	2:C:438:LEU:HB2	1.86	0.75
1:A:560:PRO:HD2	2:C:452:LEU:HD23	1.66	0.75
1:D:948:ILE:HG23	1:D:1071:ARG:HB2	1.69	0.75
1:D:1145:ASP:HA	1:D:1148:ARG:CD	2.16	0.75
1:D:352:SER:O	1:D:358:GLU:HG2	1.85	0.75
1:D:389:PHE:CA	1:D:393:MET:HG3	2.16	0.75
2:E:336:LEU:HD23	2:E:337:SER:N	2.00	0.75
2:E:371:VAL:HA	2:E:433:ASP:CG	2.05	0.75
1:A:142:LEU:HD22	1:A:1118:TRP:CD1	2.21	0.75
1:A:374:ARG:NE	1:A:392:LEU:HD13	1.98	0.75
1:A:601:LYS:HG2	1:A:721:ALA:HB1	1.68	0.75
1:A:914:THR:O	1:A:915:ALA:CB	2.34	0.75
2:B:269:SER:H	2:B:270:PRO:CD	1.98	0.75
2:B:201:ASN:HB2	2:C:421:MET:HE1	1.68	0.75
1:D:432:VAL:HB	1:D:1128:ARG:HH21	1.51	0.75
1:D:744:ILE:HG12	1:D:745:PRO:HD2	1.68	0.75
1:D:823:ARG:NE	1:D:824:ALA:H	1.85	0.75
1:D:83:LEU:N	1:D:83:LEU:HD13	2.01	0.75
2:F:484:ASN:O	2:F:485:VAL:HG13	1.87	0.75
1:A:1026:ARG:CB	1:A:1029:GLN:CB	2.49	0.75
1:A:879:GLN:CG	1:A:1189:LEU:HD21	2.15	0.75
1:A:1207:GLU:HA	1:A:1210:TYR:HD1	1.51	0.75
1:A:1151:LEU:HG	1:A:1223:ILE:HD11	1.68	0.75
1:A:1231:LEU:HG	1:A:1232:GLU:H	1.51	0.75
2:B:90:SER:HA	2:B:93:SER:OG	1.85	0.75
2:B:99:PHE:CD2	2:C:129:ASP:CG	2.60	0.75
2:C:425:LEU:HD21	2:C:429:TYR:OH	1.86	0.75
2:C:372:LEU:HD21	2:C:435:MET:C	2.07	0.75

Continued on next page...

Continued from previous page...

Atom-1	Atom-2	Interatomic distance (Å)	Clash overlap (Å)
1:D:1006:ARG:CZ	1:D:1010:LEU:HD11	2.15	0.75
1:D:1028:VAL:HG22	1:D:1096:ARG:CZ	2.16	0.75
1:D:113:TRP:HE3	1:D:114:GLY:N	1.81	0.75
1:D:239:LEU:CB	1:D:242:ALA:HB3	2.15	0.75
1:D:459:MET:N	1:D:460:LYS:NZ	2.34	0.75
1:D:956:GLY:HA2	1:D:1094:THR:CG2	2.04	0.75
2:E:351:TYR:C	2:E:353:SER:H	1.89	0.75
2:F:251:TRP:CE3	2:F:251:TRP:HA	2.20	0.75
1:A:1041:TRP:CE2	1:A:1043:VAL:HB	2.21	0.75
1:A:594:LEU:HD23	1:A:594:LEU:N	2.01	0.75
1:A:940:GLY:O	1:A:941:ILE:HD12	1.86	0.75
1:A:961:PHE:N	1:A:961:PHE:CD1	2.51	0.75
2:C:128:VAL:HG12	2:C:192:HIS:CD2	2.21	0.75
2:C:239:LEU:O	2:C:338:VAL:CG1	2.34	0.75
2:F:243:THR:O	2:F:334:CYS:HB2	1.87	0.75
2:F:454:HIS:HD2	2:F:468:ILE:CA	1.99	0.75
2:F:73:CYS:HB3	2:F:79:LEU:HD23	1.69	0.75
2:B:306:LEU:HD22	2:B:310:GLU:HG2	1.67	0.75
1:D:1236:GLN:HB2	1:D:1237:PRO:HD3	1.68	0.75
1:D:134:ASN:HB3	1:D:137:GLN:H	1.51	0.75
1:D:259:ARG:HG3	1:D:261:TRP:CD1	2.22	0.75
1:D:434:TYR:O	1:D:435:LEU:HG	1.86	0.75
1:D:608:ASP:HB3	1:D:620:TRP:CE2	2.22	0.75
1:D:865:ALA:HB3	1:D:1197:CYS:SG	2.26	0.75
2:E:253:ASP:O	2:E:257:ARG:N	2.20	0.75
2:F:385:LEU:HD11	2:F:402:LEU:CB	2.17	0.75
1:A:1175:GLN:HG3	1:A:1176:SER:H	1.49	0.75
1:A:412:PRO:O	1:A:415:LEU:HB2	1.86	0.75
1:A:652:ILE:HA	1:A:655:LEU:CD2	2.16	0.75
1:A:823:ARG:HG3	1:A:823:ARG:O	1.87	0.75
1:D:1029:GLN:NE2	1:D:1030:ARG:NH2	2.32	0.75
1:D:1131:ILE:H	1:D:1131:ILE:HD13	1.51	0.75
1:D:1154:GLN:OE1	1:D:1220:ILE:HA	1.85	0.75
1:D:213:VAL:HG13	1:D:401:TRP:CE2	2.21	0.75
1:D:249:VAL:HG23	1:D:250:PRO:HD2	1.66	0.75
1:D:279:ARG:HG3	1:D:841:LEU:O	1.87	0.75
1:D:881:PRO:O	1:D:884:TYR:HB2	1.86	0.75
2:F:114:TRP:HE1	2:F:259:ARG:NH2	1.85	0.75
2:F:131:LEU:HB3	2:F:133:HIS:CG	2.21	0.75
2:F:239:LEU:H	2:F:338:VAL:CG2	1.99	0.75
1:A:879:GLN:HG2	1:A:1189:LEU:CG	2.17	0.75

Continued on next page...

Continued from previous page...

Atom-1	Atom-2	Interatomic distance (Å)	Clash overlap (Å)
1:A:172:ALA:HA	1:A:221:TYR:O	1.85	0.75
1:A:256:PRO:HB2	1:A:281:GLN:HA	1.67	0.75
1:A:473:LEU:HD23	1:A:473:LEU:H	1.50	0.75
1:A:539:PHE:O	1:A:540:GLN:CG	2.35	0.75
1:A:922:GLN:HG3	1:A:923:GLY:N	2.01	0.75
1:A:926:SER:O	1:A:927:ARG:HB2	1.86	0.75
2:B:104:VAL:HG21	2:C:128:VAL:O	1.87	0.75
1:D:356:LEU:CD1	1:D:369:LEU:HD22	2.16	0.75
1:D:417:ARG:O	1:D:418:CYS:SG	2.45	0.75
1:D:584:ALA:C	1:D:585:TRP:HE3	1.90	0.75
1:D:247:LEU:HA	1:D:815:TRP:CD1	2.22	0.75
2:F:277:ASP:OD2	2:F:287:ASN:HB3	1.87	0.75
2:F:446:THR:CA	2:F:450:ASN:H	1.99	0.75
1:A:1011:PRO:HG2	1:A:1012:VAL:HG13	1.68	0.75
1:A:1119:LEU:HA	1:A:1122:GLU:HG2	1.69	0.75
1:A:266:VAL:HG23	1:A:290:ARG:O	1.86	0.75
1:A:576:LEU:HD21	2:C:482:ALA:HB2	1.67	0.75
1:A:610:PHE:N	1:A:610:PHE:CD2	2.52	0.75
1:A:825:VAL:O	1:A:829:PRO:HD3	1.85	0.75
1:A:870:VAL:HG22	1:A:1202:ASN:HD22	1.52	0.75
2:C:344:ARG:N	2:C:347:LEU:HD13	2.01	0.75
1:D:249:VAL:HG22	1:D:250:PRO:CD	2.16	0.75
1:D:623:LEU:O	1:D:625:PRO:CD	2.34	0.75
1:D:642:SER:CA	1:D:645:VAL:HG11	2.13	0.75
1:D:665:LYS:O	1:D:669:MET:HG2	1.87	0.75
2:E:78:PHE:CA	2:E:102:LEU:HB3	2.17	0.75
2:E:353:SER:OG	2:E:372:LEU:HD11	1.86	0.75
2:E:422:GLN:C	2:E:424:SER:H	1.89	0.75
2:F:203:ARG:HE	2:F:204:LEU:HD13	1.48	0.75
2:F:254:PHE:CA	2:F:257:ARG:HH21	2.00	0.75
1:A:481:GLU:HB3	1:A:482:ASP:OD1	1.86	0.74
1:A:608:ASP:C	1:A:620:TRP:HH2	1.90	0.74
1:A:821:LEU:HG	1:A:826:ILE:HG23	1.69	0.74
1:A:897:TRP:NE1	1:A:901:VAL:HG13	2.02	0.74
1:A:933:SER:HB2	1:A:943:ARG:CD	2.15	0.74
1:A:933:SER:HB2	1:A:943:ARG:CZ	2.17	0.74
1:A:958:GLY:O	1:A:961:PHE:CD1	2.39	0.74
1:A:958:GLY:O	1:A:961:PHE:HD1	1.69	0.74
2:C:386:ASP:CB	2:C:442:LEU:HA	2.10	0.74
1:D:242:ALA:HA	1:D:245:ILE:HG23	1.68	0.74
1:D:352:SER:C	1:D:358:GLU:CD	2.37	0.74

Continued on next page...

Continued from previous page...

Atom-1	Atom-2	Interatomic distance (Å)	Clash overlap (Å)
1:D:542:ASP:O	1:D:546:ARG:N	2.18	0.74
1:D:275:ARG:NH1	1:D:843:GLN:CG	2.50	0.74
1:D:798:ILE:HG22	1:D:869:ARG:CZ	2.17	0.74
2:E:185:LEU:HD13	2:E:238:SER:OG	1.87	0.74
2:F:395:LEU:HB3	2:F:443:VAL:CG2	2.15	0.74
2:F:402:LEU:HG	2:F:472:LYS:HZ3	1.52	0.74
2:F:471:LEU:HA	2:F:474:PHE:HB3	1.69	0.74
1:A:1015:THR:HA	1:A:1016:GLU:OE2	1.86	0.74
1:A:1148:ARG:HG2	1:A:1148:ARG:NH1	1.90	0.74
1:A:76:ILE:HG13	1:A:77:GLN:CG	2.15	0.74
1:A:879:GLN:CB	1:A:886:LEU:HD11	2.16	0.74
2:B:306:LEU:C	2:B:308:ASP:N	2.37	0.74
2:B:344:ARG:CD	2:B:344:ARG:H	1.99	0.74
2:C:342:LEU:HB2	2:C:344:ARG:CB	2.17	0.74
1:D:1025:LEU:HD22	1:D:1025:LEU:O	1.87	0.74
1:D:1045:ALA:HB1	1:D:1090:GLU:HG2	1.69	0.74
1:D:131:TYR:CB	1:D:138:HIS:CE1	2.70	0.74
1:D:176:THR:N	1:D:185:VAL:HG11	2.01	0.74
1:D:865:ALA:HB1	1:D:872:SER:OG	1.86	0.74
1:D:904:ASP:OD2	1:D:915:ALA:HB3	1.86	0.74
2:E:215:PHE:HB3	2:E:233:GLU:HA	1.70	0.74
2:F:445:GLU:HA	2:F:448:LEU:HD12	1.69	0.74
2:F:446:THR:HG22	2:F:449:GLU:OE1	1.87	0.74
2:F:447:THR:HA	2:F:452:LEU:CA	2.17	0.74
1:A:897:TRP:CZ3	1:A:1108:TYR:HE1	2.05	0.74
1:A:261:TRP:HA	1:A:261:TRP:CE3	2.21	0.74
1:A:665:LYS:CG	1:A:666:GLN:N	2.50	0.74
1:A:717:LEU:O	1:A:721:ALA:HB3	1.88	0.74
1:A:813:VAL:HB	1:A:840:ILE:HG12	1.70	0.74
2:B:74:GLN:CG	2:B:75:ARG:N	2.50	0.74
2:C:273:PHE:CE1	2:C:291:TYR:HD1	2.04	0.74
1:D:885:THR:CB	1:D:1146:ARG:HD2	2.15	0.74
1:D:660:CYS:HB2	1:D:745:PRO:HD3	1.68	0.74
1:D:622:TYR:O	1:D:746:GLY:CA	2.36	0.74
2:E:380:PRO:O	2:E:382:LYS:CB	2.34	0.74
2:F:241:TRP:CA	2:F:336:LEU:HB2	2.18	0.74
2:F:351:TYR:O	2:F:352:ASP:C	2.24	0.74
1:A:622:TYR:HB2	1:A:747:CYS:O	1.87	0.74
2:C:276:SER:O	2:C:287:ASN:CB	2.36	0.74
2:C:343:ASP:O	2:C:347:LEU:HD13	1.87	0.74
1:D:348:LEU:CD1	1:D:350:ILE:HD11	2.17	0.74

Continued on next page...

Continued from previous page...

Atom-1	Atom-2	Interatomic distance (Å)	Clash overlap (Å)
1:D:872:SER:OG	1:D:1200:PRO:HD3	1.86	0.74
1:D:900:ALA:HB1	1:D:915:ALA:CB	2.13	0.74
2:F:389:ARG:HG3	2:F:390:GLY:H	1.52	0.74
1:A:282:TYR:CZ	1:A:432:VAL:HG22	2.21	0.74
1:A:451:THR:C	1:A:869:ARG:NH2	2.40	0.74
1:A:468:ASN:HD21	1:A:578:PRO:CG	2.00	0.74
1:A:490:TRP:CZ2	1:A:596:MET:HB3	2.22	0.74
1:A:601:LYS:HZ3	1:A:616:GLU:HG2	1.52	0.74
1:A:720:THR:CG2	1:A:721:ALA:N	2.51	0.74
1:A:932:HIS:HB3	1:A:947:LYS:HG2	1.68	0.74
1:A:958:GLY:HA2	1:A:986:TYR:CE2	2.22	0.74
2:B:284:ARG:O	2:B:285:LYS:HB3	1.87	0.74
2:C:194:VAL:O	2:C:197:LEU:HD22	1.86	0.74
2:C:207:GLY:HA3	2:C:239:LEU:HD11	1.69	0.74
1:D:1031:GLU:HG3	1:D:1031:GLU:O	1.87	0.74
1:D:1202:ASN:O	1:D:1203:PRO:C	2.25	0.74
1:D:220:TRP:CD1	1:D:221:TYR:HD2	2.05	0.74
1:D:269:HIS:HB3	1:D:277:HIS:CD2	2.22	0.74
1:D:513:LEU:H	1:D:570:PRO:CD	1.99	0.74
1:D:622:TYR:O	1:D:746:GLY:HA3	1.87	0.74
2:F:245:PRO:O	2:F:248:SER:CB	2.35	0.74
1:A:247:LEU:HD12	1:A:251:THR:CG2	2.17	0.74
1:A:448:ALA:O	1:A:870:VAL:HG11	1.87	0.74
2:B:350:LEU:O	2:B:350:LEU:HD13	1.88	0.74
2:C:387:VAL:O	2:C:420:THR:OG1	2.06	0.74
1:D:1014:ARG:CD	1:D:1026:ARG:NE	2.50	0.74
1:D:308:GLN:CD	1:D:1027:LYS:HZ1	1.91	0.74
1:D:569:HIS:H	1:D:570:PRO:CD	2.01	0.74
1:D:610:PHE:HE1	1:D:972:ARG:NH2	1.86	0.74
1:D:744:ILE:HB	1:D:745:PRO:HD3	1.70	0.74
2:F:299:LEU:N	2:F:299:LEU:CD2	2.50	0.74
1:A:1026:ARG:N	1:A:1091:GLU:OE2	2.21	0.74
1:A:435:LEU:HD23	1:A:879:GLN:OE1	1.86	0.74
2:B:236:GLU:HG2	2:B:341:ASP:HB2	1.69	0.74
2:C:403:PHE:CD1	2:C:417:TYR:OH	2.41	0.74
1:D:1069:ILE:HG12	1:D:1070:PRO:HD2	1.68	0.74
1:D:220:TRP:CD1	1:D:221:TYR:CD2	2.76	0.74
1:D:312:TRP:CZ2	1:D:347:TRP:HA	2.21	0.74
1:D:551:LYS:N	1:D:551:LYS:CD	2.30	0.74
1:D:80:SER:HB2	1:D:125:LEU:HG	1.69	0.74
1:D:807:ARG:HB2	1:D:858:THR:HG23	1.69	0.74

Continued on next page...

Continued from previous page...

Atom-1	Atom-2	Interatomic distance (Å)	Clash overlap (Å)
1:D:931:LEU:O	1:D:934:LYS:HD2	1.88	0.74
1:D:972:ARG:O	1:D:974:THR:HG23	1.88	0.74
2:E:128:VAL:CG1	2:E:210:GLN:HE21	1.98	0.74
2:E:432:TYR:HD2	2:E:437:ILE:HG12	1.53	0.74
2:E:442:LEU:HD12	2:E:454:HIS:CE1	2.23	0.74
2:F:455:LEU:CB	2:F:456:ARG:HE	2.00	0.74
2:F:476:ILE:HD13	2:F:477:LYS:N	2.02	0.74
1:A:297:MET:HG3	1:A:298:HIS:N	2.03	0.74
1:A:452:TYR:N	1:A:869:ARG:HH21	1.86	0.74
1:A:497:GLN:HA	1:A:516:GLU:CB	2.18	0.74
1:A:606:THR:OG1	1:A:613:HIS:N	2.21	0.74
1:A:624:VAL:HG11	1:A:747:CYS:SG	2.26	0.74
2:B:311:LEU:CD1	2:B:312:LEU:H	2.00	0.74
1:D:209:PRO:O	1:D:224:CYS:SG	2.45	0.74
1:D:189:ILE:HG23	1:D:258:GLN:HB3	1.67	0.74
1:D:879:GLN:O	1:D:1189:LEU:HD21	1.87	0.74
2:E:373:LYS:HA	2:E:458:ARG:CZ	2.17	0.74
2:F:243:THR:OG1	2:F:334:CYS:HB2	1.87	0.74
2:F:344:ARG:HA	2:F:347:LEU:HD22	1.68	0.74
1:A:903:GLY:HA3	1:A:1002:GLU:HB3	1.70	0.74
1:A:1014:ARG:HB2	1:A:1026:ARG:NH1	2.03	0.74
1:A:145:LYS:HG3	1:A:1118:TRP:HH2	1.51	0.74
1:A:261:TRP:HE3	1:A:261:TRP:HA	1.52	0.74
1:A:252:GLY:O	1:A:280:GLU:HB3	1.88	0.74
1:A:196:VAL:O	1:A:401:TRP:HH2	1.70	0.74
1:A:612:LEU:CB	1:A:620:TRP:HB2	2.17	0.74
1:A:765:PRO:HG2	1:A:766:PHE:CD1	2.23	0.74
1:A:873:GLU:OE1	1:A:875:LYS:CG	2.36	0.74
2:C:356:LEU:CB	2:C:359:ASN:HD21	2.00	0.74
1:D:1005:VAL:O	1:D:1009:ASN:N	2.21	0.74
1:D:101:ARG:HG3	1:D:101:ARG:NH1	1.91	0.74
1:D:1185:ILE:HD12	1:D:1185:ILE:O	1.87	0.74
1:D:1236:GLN:CB	1:D:1237:PRO:CD	2.66	0.74
1:D:189:ILE:HG21	1:D:258:GLN:HB3	1.70	0.74
1:D:270:ASN:CG	1:D:294:THR:HG21	2.08	0.74
1:D:614:TYR:HE2	1:D:620:TRP:CE3	2.05	0.74
1:D:842:PRO:HB2	1:D:856:GLU:OE2	1.88	0.74
1:D:897:TRP:CZ3	1:D:1177:VAL:HG11	2.22	0.74
2:F:193:TYR:HB2	2:F:242:PHE:CE2	2.22	0.74
2:F:389:ARG:CG	2:F:390:GLY:H	2.00	0.74
2:F:464:GLU:OE2	2:F:466:MET:HG2	1.87	0.74

Continued on next page...

Continued from previous page...

Atom-1	Atom-2	Interatomic distance (Å)	Clash overlap (Å)
1:A:1209:ARG:NH2	2:C:256:LEU:HD23	2.03	0.74
1:A:348:LEU:O	1:A:349:ASP:C	2.26	0.74
1:A:392:LEU:CD2	1:A:395:TYR:HB2	2.18	0.74
1:A:85:GLU:OE2	1:A:127:LEU:O	2.05	0.74
2:B:110:LEU:HD21	2:B:342:LEU:HD21	1.70	0.74
2:B:279:GLN:O	2:B:280:ASP:CB	2.30	0.74
2:B:342:LEU:O	2:B:345:GLY:N	2.21	0.74
1:D:195:LEU:O	1:D:267:VAL:HA	1.88	0.74
1:D:452:TYR:CG	1:D:801:TRP:NE1	2.55	0.74
1:D:478:ARG:NE	1:D:481:GLU:OE1	2.21	0.74
1:D:572:TRP:CZ2	2:F:470:LYS:HB3	2.23	0.74
1:D:913:CYS:O	1:D:917:GLY:HA3	1.88	0.74
2:F:387:VAL:HG23	2:F:417:TYR:HA	1.68	0.74
1:A:1236:GLN:CB	1:A:1237:PRO:CD	2.64	0.73
1:A:257:THR:HG23	1:A:258:GLN:O	1.87	0.73
1:A:581:ASP:C	1:A:583:PRO:HD2	2.08	0.73
2:C:197:LEU:HD23	2:C:198:ASP:N	2.03	0.73
2:C:394:GLU:CD	2:C:394:GLU:H	1.91	0.73
1:D:360:HIS:O	1:D:364:VAL:HG22	1.88	0.73
1:D:554:GLY:HA2	1:D:557:GLU:HG3	1.68	0.73
1:D:577:CYS:HB3	1:D:578:PRO:HD2	1.70	0.73
2:F:344:ARG:N	2:F:347:LEU:HD13	2.03	0.73
1:A:1205:GLY:O	1:A:1208:ARG:HB3	1.88	0.73
1:A:593:SER:HA	1:A:596:MET:CG	2.15	0.73
1:A:669:MET:C	1:A:673:ALA:HB2	2.09	0.73
1:A:815:TRP:CA	1:A:838:GLY:HA3	2.17	0.73
1:A:87:ILE:HG22	1:A:88:PHE:H	1.48	0.73
2:C:290:TYR:HA	2:C:298:GLU:O	1.88	0.73
2:C:323:HIS:O	2:C:333:PRO:HD3	1.88	0.73
1:D:1072:THR:HG21	1:D:1134:HIS:CE1	2.23	0.73
1:D:1142:ARG:O	1:D:1144:GLU:O	2.06	0.73
1:D:556:THR:OG1	2:F:452:LEU:HD22	1.88	0.73
1:D:926:SER:HB2	1:D:930:ASP:CB	2.17	0.73
2:E:428:LEU:HD13	2:E:428:LEU:N	2.02	0.73
2:F:432:TYR:HB3	2:F:437:ILE:HD11	1.70	0.73
1:A:1024:ASP:HA	1:A:1026:ARG:NH1	2.03	0.73
1:A:503:VAL:HB	1:A:521:PRO:CA	2.16	0.73
1:A:845:VAL:HB	1:A:855:VAL:CG2	2.19	0.73
1:A:887:VAL:HG22	1:A:1146:ARG:HH11	1.51	0.73
2:B:306:LEU:C	2:B:308:ASP:H	1.91	0.73
2:C:192:HIS:O	2:C:196:CYS:SG	2.46	0.73

Continued on next page...

Continued from previous page...

Atom-1	Atom-2	Interatomic distance (Å)	Clash overlap (Å)
2:C:200:VAL:HG11	2:C:204:LEU:HD13	1.70	0.73
2:C:301:GLU:HG2	2:C:339:ASN:HB3	1.70	0.73
1:D:1005:VAL:HA	1:D:1008:LEU:HD12	1.68	0.73
2:E:93:SER:C	2:E:95:CYS:H	1.90	0.73
2:F:115:TRP:CH2	2:F:210:GLN:HG2	2.22	0.73
2:F:431:LYS:HE2	2:F:435:MET:HB2	1.70	0.73
1:A:1200:PRO:O	1:A:1204:THR:OG1	2.06	0.73
1:A:205:GLU:HA	1:A:205:GLU:OE1	1.87	0.73
1:A:739:TYR:HA	1:A:742:VAL:HB	1.71	0.73
1:A:904:ASP:C	1:A:910:MET:HA	2.08	0.73
1:A:933:SER:HB2	1:A:943:ARG:NE	2.03	0.73
2:B:123:GLU:HB2	2:C:403:PHE:HZ	1.53	0.73
2:B:396:ARG:HD2	2:B:418:LEU:H	1.52	0.73
2:C:300:ILE:HA	2:C:342:LEU:HD12	1.69	0.73
1:D:271:VAL:O	1:D:274:ASP:HB2	1.88	0.73
1:D:293:ASP:CG	1:D:296:SER:HB2	2.08	0.73
1:D:805:HIS:O	1:D:809:SER:N	2.20	0.73
1:D:888:GLY:HA3	1:D:1138:ARG:HA	1.70	0.73
1:D:992:LEU:HD12	1:D:993:ARG:H	1.52	0.73
2:F:247:THR:CB	2:F:251:TRP:CD1	2.67	0.73
2:F:353:SER:HB3	2:F:373:LYS:O	1.88	0.73
1:A:1160:THR:HG22	1:A:1164:PHE:HE1	1.51	0.73
1:A:297:MET:HG3	1:A:298:HIS:H	1.52	0.73
1:A:498:LYS:HZ2	1:A:519:GLY:H	1.35	0.73
1:A:500:ALA:HB1	1:A:520:ALA:HB3	1.70	0.73
1:A:897:TRP:HZ3	1:A:1108:TYR:CE1	2.07	0.73
1:D:1069:ILE:HG23	1:D:1070:PRO:N	2.02	0.73
1:D:86:GLN:NE2	1:D:132:GLY:N	2.34	0.73
1:D:179:GLY:CA	1:D:182:GLY:CA	2.65	0.73
1:D:369:LEU:O	1:D:371:LYS:O	2.05	0.73
1:D:598:VAL:CA	1:D:601:LYS:HE2	2.16	0.73
1:D:658:LYS:CE	1:D:713:PRO:HB2	2.19	0.73
1:D:891:VAL:O	1:D:894:GLN:HG2	1.88	0.73
1:D:996:ARG:N	1:D:996:ARG:NE	2.36	0.73
2:E:117:SER:HA	2:E:121:PHE:CD1	2.24	0.73
2:E:383:VAL:O	2:E:384:ALA:HB3	1.87	0.73
1:A:145:LYS:O	1:A:149:PRO:HD2	1.88	0.73
1:A:166:PRO:HG3	1:A:398:GLN:CD	2.08	0.73
1:A:278:ILE:HG12	1:A:291:PHE:CE1	2.22	0.73
1:A:386:ARG:HD3	1:A:387:GLU:H	1.53	0.73
1:A:712:VAL:O	1:A:719:LEU:HD22	1.88	0.73

Continued on next page...

Continued from previous page...

Atom-1	Atom-2	Interatomic distance (Å)	Clash overlap (Å)
1:A:868:ASP:O	1:A:869:ARG:HB2	1.88	0.73
1:A:875:LYS:C	1:A:878:VAL:HG23	2.09	0.73
1:A:87:ILE:CG2	1:A:88:PHE:H	2.01	0.73
2:B:128:VAL:HB	2:B:208:LEU:HB2	1.70	0.73
2:C:267:ALA:HB3	2:C:270:PRO:HB3	1.70	0.73
2:C:363:ARG:HH11	2:C:363:ARG:CA	1.99	0.73
1:D:429:GLU:HG3	1:D:1128:ARG:CZ	2.18	0.73
1:D:474:LEU:N	1:D:474:LEU:HD12	2.02	0.73
1:D:546:ARG:HH21	2:F:404:ASN:CB	1.95	0.73
1:D:546:ARG:O	1:D:551:LYS:NZ	2.19	0.73
1:D:618:HIS:NE2	1:D:761:ASN:HB3	2.02	0.73
1:D:761:ASN:O	1:D:763:GLY:N	2.21	0.73
1:D:989:THR:CA	1:D:998:SER:OG	2.34	0.73
1:D:993:ARG:CA	1:D:996:ARG:HD2	2.19	0.73
2:E:102:LEU:HD13	2:E:102:LEU:C	2.09	0.73
2:F:202:LYS:O	2:F:325:ARG:HG2	1.88	0.73
1:A:1109:LEU:O	1:A:1112:MET:HG3	1.89	0.73
1:A:273:PHE:C	1:A:276:ALA:H	1.92	0.73
1:A:600:PRO:C	1:A:602:LEU:O	2.27	0.73
1:A:634:LEU:HD12	1:A:638:THR:CB	2.19	0.73
2:B:75:ARG:HD2	2:B:434:GLU:OE2	1.87	0.73
2:C:347:LEU:CA	2:C:350:LEU:HD11	2.18	0.73
1:D:410:GLN:O	1:D:412:PRO:HD2	1.88	0.73
1:A:1029:GLN:C	1:A:1031:GLU:O	2.26	0.73
1:A:1131:ILE:HG21	1:A:1137:VAL:CA	2.19	0.73
1:A:259:ARG:HA	1:A:259:ARG:NE	2.04	0.73
1:A:439:GLN:CG	1:A:835:GLY:HA3	2.17	0.73
2:C:347:LEU:HA	2:C:350:LEU:HD11	1.69	0.73
2:C:356:LEU:O	2:C:370:LYS:HE2	1.88	0.73
1:D:515:ILE:CD1	1:D:568:GLY:O	2.37	0.73
1:D:495:PHE:HB2	1:D:573:TYR:CE1	2.23	0.73
1:D:645:VAL:O	1:D:650:ARG:HB3	1.88	0.73
2:E:218:VAL:H	2:E:231:ILE:HA	1.53	0.73
2:E:272:ASN:HA	2:E:292:ASN:ND2	2.04	0.73
2:F:452:LEU:O	2:F:453:ILE:HG13	1.88	0.73
1:A:1118:TRP:O	1:A:1122:GLU:HG2	1.89	0.73
1:A:1208:ARG:NH2	2:C:277:ASP:CG	2.42	0.73
1:A:219:ALA:O	1:A:220:TRP:CE3	2.41	0.73
1:A:79:LEU:CD1	1:A:89:GLY:O	2.37	0.73
2:B:99:PHE:CD2	2:C:129:ASP:OD2	2.42	0.73
2:C:398:VAL:HA	2:C:401:GLY:HA3	1.70	0.73

Continued on next page...

Continued from previous page...

Atom-1	Atom-2	Interatomic distance (Å)	Clash overlap (Å)
2:C:463:LYS:O	2:C:465:MET:HE2	1.88	0.73
1:D:308:GLN:OE1	1:D:1027:LYS:NZ	2.21	0.73
1:D:1138:ARG:NH2	1:D:1191:LYS:CE	2.51	0.73
1:D:779:LEU:C	1:D:779:LEU:HD22	2.09	0.73
1:D:948:ILE:CG2	1:D:1071:ARG:HB2	2.19	0.73
1:A:241:PRO:HA	1:A:244:LEU:CG	2.18	0.73
1:A:436:PRO:CB	1:A:881:PRO:HD3	2.08	0.73
1:A:930:ASP:HA	1:A:933:SER:HB3	1.70	0.73
2:B:304:TRP:CE3	2:B:304:TRP:HA	2.24	0.73
2:B:400:GLN:NE2	2:B:417:TYR:CG	2.55	0.73
2:C:342:LEU:HB2	2:C:344:ARG:HD3	1.70	0.73
1:D:432:VAL:CG1	1:D:1128:ARG:HE	1.99	0.73
1:D:1195:MET:HB3	1:D:1196:ASP:O	1.89	0.73
1:D:81:ARG:HG2	1:D:125:LEU:O	1.88	0.73
1:D:257:THR:OG1	1:D:281:GLN:NE2	2.21	0.73
1:D:278:ILE:O	1:D:282:TYR:HD1	1.72	0.73
2:E:377:CYS:SG	2:E:378:LEU:CD1	2.77	0.73
2:F:473:ASP:CA	2:F:476:ILE:HG23	2.17	0.73
1:A:1165:ALA:O	1:A:1170:LEU:N	2.22	0.72
1:A:223:TRP:H	1:A:223:TRP:HD1	1.32	0.72
1:A:821:LEU:HD12	1:A:825:VAL:HB	1.69	0.72
1:D:1151:LEU:HD23	1:D:1223:ILE:HD11	1.71	0.72
1:D:547:ALA:O	1:D:551:LYS:HG2	1.89	0.72
1:D:918:TRP:C	1:D:920:THR:N	2.41	0.72
2:E:431:LYS:C	2:E:433:ASP:N	2.38	0.72
2:E:76:ARG:HG3	2:E:435:MET:SD	2.29	0.72
2:F:342:LEU:O	2:F:342:LEU:HD22	1.88	0.72
1:A:1209:ARG:HH22	2:C:256:LEU:HD23	1.54	0.72
1:A:449:GLN:HA	1:A:452:TYR:CE1	2.24	0.72
1:A:580:LEU:HD12	1:A:581:ASP:N	2.04	0.72
1:A:615:SER:HB3	1:A:725:PRO:HB3	1.69	0.72
1:A:616:GLU:HG2	1:A:724:GLY:HA3	1.71	0.72
2:B:324:GLY:N	2:B:333:PRO:HD3	2.03	0.72
2:B:99:PHE:HE2	2:C:131:LEU:HD11	1.54	0.72
1:A:784:GLY:N	2:C:363:ARG:HD3	2.02	0.72
1:D:1113:LEU:N	1:D:1113:LEU:HD23	2.04	0.72
1:D:897:TRP:HH2	1:D:1173:LEU:HD13	1.50	0.72
2:F:403:PHE:HD1	2:F:417:TYR:HH	1.32	0.72
2:F:416:GLY:O	2:F:419:GLU:HB3	1.88	0.72
2:F:424:SER:HB3	2:F:427:GLN:NE2	2.03	0.72
1:A:1026:ARG:O	1:A:1030:ARG:CB	2.37	0.72

Continued on next page...

Continued from previous page...

Atom-1	Atom-2	Interatomic distance (Å)	Clash overlap (Å)
1:A:1193:VAL:HG23	1:A:1194:THR:N	2.03	0.72
1:A:247:LEU:HD12	1:A:251:THR:HG21	1.71	0.72
1:A:913:CYS:N	1:A:917:GLY:HA3	2.03	0.72
2:B:114:TRP:CA	2:B:262:TRP:CZ2	2.71	0.72
1:D:239:LEU:HB3	1:D:242:ALA:HB3	1.72	0.72
1:D:242:ALA:CA	1:D:245:ILE:HG12	2.17	0.72
1:D:453:GLU:O	1:D:457:ARG:HG2	1.90	0.72
1:D:553:LYS:HD3	2:F:468:ILE:HG22	1.70	0.72
1:D:670:PRO:HB2	1:D:672:GLU:O	1.89	0.72
1:D:735:GLY:CA	1:D:749:PHE:HB3	2.18	0.72
2:E:122:ARG:HD2	2:E:122:ARG:H	1.54	0.72
2:E:115:TRP:HZ3	2:E:210:GLN:HA	1.54	0.72
2:E:213:VAL:HG13	2:E:235:THR:CG2	2.18	0.72
2:F:120:VAL:HG23	2:F:121:PHE:N	2.03	0.72
1:A:1131:ILE:HD11	1:A:1133:ILE:CG2	2.18	0.72
1:A:652:ILE:C	1:A:655:LEU:HG	2.09	0.72
1:A:73:PRO:O	1:A:74:LEU:HD13	1.90	0.72
1:A:87:ILE:CG2	1:A:88:PHE:N	2.51	0.72
2:B:304:TRP:HE3	2:B:304:TRP:HA	1.54	0.72
2:C:325:ARG:HG3	2:C:325:ARG:NH1	1.99	0.72
1:D:633:LYS:HB2	1:D:638:THR:HG21	1.70	0.72
1:D:115:GLN:HE22	1:D:924:ARG:NH1	1.86	0.72
2:F:77:HIS:O	2:F:100:GLY:HA3	1.89	0.72
2:F:186:LEU:HD23	2:F:187:HIS:N	2.03	0.72
2:F:342:LEU:O	2:F:342:LEU:CD2	2.37	0.72
2:F:402:LEU:HG	2:F:472:LYS:NZ	2.03	0.72
1:A:1002:GLU:HG3	1:A:1003:TRP:CE3	2.24	0.72
1:A:1068:ASP:C	1:A:1070:PRO:HD3	2.10	0.72
1:A:87:ILE:HG21	1:A:1166:TYR:OH	1.89	0.72
1:A:451:THR:HG21	1:A:1202:ASN:HB3	1.72	0.72
1:A:1179:PHE:CB	1:A:1220:ILE:HG12	2.19	0.72
1:A:175:TRP:HB2	1:A:184:ALA:C	2.10	0.72
1:A:175:TRP:N	1:A:186:PRO:HB3	2.03	0.72
1:A:566:LEU:HB3	1:A:567:PRO:CD	2.19	0.72
1:A:615:SER:HB2	1:A:725:PRO:CB	2.19	0.72
1:A:753:PRO:HD2	1:A:770:PHE:CG	2.23	0.72
1:A:80:SER:OG	1:A:125:LEU:HD11	1.89	0.72
1:A:873:GLU:HB3	1:A:875:LYS:HG3	1.70	0.72
1:D:1000:GLU:O	1:D:1004:LEU:HD13	1.88	0.72
1:D:1005:VAL:CA	1:D:1008:LEU:HD13	2.15	0.72
1:D:429:GLU:HG2	1:D:1117:LYS:HE2	1.71	0.72

Continued on next page...

Continued from previous page...

Atom-1	Atom-2	Interatomic distance (Å)	Clash overlap (Å)
1:D:1126:ASP:OD2	1:D:1145:ASP:HB3	1.89	0.72
1:D:269:HIS:NE2	1:D:291:PHE:HD2	1.88	0.72
1:D:443:ARG:HG2	1:D:443:ARG:HH11	1.55	0.72
1:D:597:ARG:O	1:D:599:THR:N	2.22	0.72
1:D:600:PRO:HG2	1:D:616:GLU:HB3	1.72	0.72
1:D:657:ARG:O	1:D:660:CYS:HB3	1.89	0.72
1:D:283:LEU:CD2	1:D:839:ALA:HB3	2.18	0.72
1:D:997:LEU:CD2	1:D:998:SER:H	2.02	0.72
2:E:307:GLY:HA2	2:E:334:CYS:HB3	1.71	0.72
2:F:403:PHE:CD1	2:F:417:TYR:OH	2.43	0.72
2:F:485:VAL:OXT	2:F:485:VAL:CG2	2.38	0.72
1:A:1020:ILE:CD1	1:A:1021:SER:H	2.02	0.72
2:B:78:PHE:HE1	2:B:103:GLY:HA2	1.52	0.72
2:B:199:LEU:HD23	2:C:77:HIS:HD2	1.53	0.72
2:C:247:THR:CB	2:C:251:TRP:CD1	2.71	0.72
2:C:356:LEU:CB	2:C:359:ASN:ND2	2.39	0.72
1:D:513:LEU:O	1:D:568:GLY:CA	2.38	0.72
1:D:907:PHE:HZ	1:D:1002:GLU:HB3	1.53	0.72
1:D:943:ARG:O	1:D:946:ALA:HB3	1.90	0.72
1:D:1209:ARG:NH2	2:F:256:LEU:HD22	2.05	0.72
1:A:621:GLY:N	1:A:748:TRP:HB3	2.03	0.72
1:A:618:HIS:HA	1:A:762:VAL:HG21	1.72	0.72
1:A:786:ALA:O	1:A:789:PRO:HD2	1.90	0.72
1:A:439:GLN:HG3	1:A:836:LEU:N	2.04	0.72
2:B:469:SER:C	2:B:471:LEU:H	1.91	0.72
2:C:303:LEU:N	2:C:303:LEU:HD12	2.05	0.72
2:C:355:GLN:O	2:C:357:THR:N	2.22	0.72
2:C:375:HIS:N	2:C:378:LEU:HD22	2.00	0.72
2:C:394:GLU:CD	2:C:394:GLU:N	2.43	0.72
2:C:485:VAL:CG2	2:C:485:VAL:OXT	2.38	0.72
1:D:1113:LEU:HD23	1:D:1113:LEU:H	1.54	0.72
1:D:389:PHE:CD1	1:D:390:GLN:N	2.57	0.72
1:D:452:TYR:CB	1:D:801:TRP:NE1	2.48	0.72
1:D:599:THR:HB	1:D:600:PRO:HD3	1.72	0.72
1:D:656:TYR:HB3	1:D:744:ILE:HD12	1.70	0.72
2:E:114:TRP:CH2	2:E:238:SER:O	2.42	0.72
2:E:448:LEU:C	2:E:448:LEU:HD23	2.09	0.72
1:A:286:GLY:N	1:A:1128:ARG:NH2	2.37	0.72
1:A:228:LEU:HD11	1:A:386:ARG:HB3	1.70	0.72
1:A:503:VAL:HG11	1:A:521:PRO:N	2.04	0.72
1:A:539:PHE:O	1:A:540:GLN:HG2	1.88	0.72

Continued on next page...

Continued from previous page...

Atom-1	Atom-2	Interatomic distance (Å)	Clash overlap (Å)
1:A:634:LEU:HB3	1:A:635:PRO:CA	2.19	0.72
1:A:658:LYS:CG	1:A:713:PRO:HB2	2.17	0.72
1:A:613:HIS:HB3	1:A:717:LEU:CD2	2.19	0.72
1:A:739:TYR:C	1:A:741:ASP:H	1.92	0.72
1:A:436:PRO:CG	1:A:879:GLN:HB3	2.19	0.72
1:A:879:GLN:HG2	1:A:1189:LEU:HD21	1.72	0.72
1:A:913:CYS:O	1:A:918:TRP:N	2.20	0.72
2:B:299:LEU:HD21	2:B:302:THR:HG23	1.72	0.72
2:B:67:GLU:HB2	2:B:88:ARG:NH1	2.03	0.72
2:C:243:THR:O	2:C:334:CYS:N	2.22	0.72
2:C:272:ASN:HB3	2:C:292:ASN:HB2	1.72	0.72
1:D:1116:MET:SD	1:D:1153:LEU:HD22	2.30	0.72
1:D:177:ARG:NE	1:D:216:SER:H	1.87	0.72
1:D:265:LEU:HD21	1:D:267:VAL:HA	1.72	0.72
1:D:421:PRO:O	1:D:425:ALA:HB3	1.90	0.72
1:D:620:TRP:NE1	1:D:751:LYS:HB2	2.04	0.72
1:D:795:ASN:HA	1:D:798:ILE:CD1	2.20	0.72
1:D:967:MET:HA	1:D:967:MET:HE3	1.72	0.72
2:F:114:TRP:NE1	2:F:259:ARG:NH1	2.36	0.72
2:F:209:ALA:CB	2:F:238:SER:O	2.38	0.72
2:F:305:ASN:HA	2:F:335:VAL:CG1	2.19	0.72
2:F:357:THR:O	2:F:358:GLU:HG2	1.90	0.72
2:F:423:SER:HB2	2:F:427:GLN:OE1	1.90	0.72
1:A:1113:LEU:HD23	1:A:1113:LEU:N	2.05	0.72
1:A:410:GLN:O	1:A:414:PHE:CD2	2.43	0.72
1:A:618:HIS:CE1	1:A:761:ASN:HD22	2.08	0.72
1:A:918:TRP:O	1:A:920:THR:HG22	1.90	0.72
2:B:468:ILE:O	2:B:468:ILE:HG23	1.89	0.72
2:C:454:HIS:HB3	2:C:466:MET:O	1.89	0.72
1:D:1014:ARG:CD	1:D:1026:ARG:HE	2.02	0.72
1:D:368:PRO:CA	1:D:369:LEU:HD23	2.19	0.72
1:D:550:GLN:CB	1:D:551:LYS:HE3	2.19	0.72
1:D:623:LEU:HB3	1:D:667:GLN:CD	2.10	0.72
1:D:726:LYS:O	1:D:727:ASP:CG	2.28	0.72
1:D:959:GLN:CB	1:D:960:PRO:CD	2.67	0.72
2:E:382:LYS:CG	2:E:383:VAL:N	2.47	0.72
2:F:360:SER:HB3	2:F:364:LYS:HD2	1.72	0.72
2:E:203:ARG:NH1	2:F:418:LEU:HD22	1.99	0.72
1:A:1056:GLU:HA	1:A:1059:ASN:HD21	1.52	0.72
1:A:955:TYR:CD2	1:A:1098:ASN:OD1	2.42	0.72
1:A:887:VAL:CG2	1:A:1146:ARG:NH1	2.51	0.72

Continued on next page...

Continued from previous page...

Atom-1	Atom-2	Interatomic distance (Å)	Clash overlap (Å)
1:A:1170:LEU:O	1:A:1170:LEU:HD13	1.87	0.72
1:A:402:ALA:C	1:A:406:VAL:HG13	2.10	0.72
1:A:866:ARG:HD3	1:A:866:ARG:O	1.89	0.72
1:A:893:SER:HB2	1:A:896:LEU:HD23	1.71	0.72
2:B:131:LEU:C	2:B:182:ARG:HH21	1.94	0.72
2:B:403:PHE:CE1	2:B:415:PRO:HD3	2.24	0.72
2:B:371:VAL:CA	2:B:433:ASP:HB3	2.04	0.72
2:C:180:LYS:O	2:C:181:LEU:HD23	1.88	0.72
2:C:186:LEU:HD23	2:C:187:HIS:N	2.05	0.72
2:C:374:LEU:CD1	2:C:379:ALA:HA	2.19	0.72
1:D:1006:ARG:NH2	1:D:1010:LEU:HD11	2.05	0.72
1:D:371:LYS:HG3	1:D:396:CYS:CA	2.19	0.72
1:D:719:LEU:HG	1:D:720:THR:H	1.55	0.72
2:E:255:TRP:CE3	2:E:255:TRP:HA	2.23	0.72
2:E:391:PRO:HG2	2:E:395:LEU:H	1.54	0.72
2:E:423:SER:O	2:E:424:SER:HB3	1.89	0.72
2:E:79:LEU:HA	2:E:100:GLY:H	1.55	0.72
2:F:342:LEU:HB2	2:F:344:ARG:CD	2.20	0.72
1:A:1187:ARG:NH2	1:A:1212:ILE:O	2.23	0.71
1:A:452:TYR:N	1:A:869:ARG:NH2	2.37	0.71
1:A:955:TYR:CE2	1:A:1102:GLN:NE2	2.58	0.71
1:A:955:TYR:HD2	1:A:1098:ASN:OD1	1.72	0.71
2:B:234:LYS:O	2:B:236:GLU:HG3	1.89	0.71
2:C:344:ARG:HA	2:C:347:LEU:CG	2.20	0.71
2:C:430:SER:O	2:C:434:GLU:CG	2.37	0.71
2:C:372:LEU:HD21	2:C:436:SER:HB2	1.72	0.71
2:C:383:VAL:HG23	2:C:439:PHE:O	1.89	0.71
2:C:92:LEU:HD21	2:C:344:ARG:HE	1.55	0.71
1:D:1015:THR:HG23	1:D:1026:ARG:HB2	1.70	0.71
1:D:744:ILE:HG12	1:D:745:PRO:CD	2.20	0.71
1:D:275:ARG:CZ	1:D:843:GLN:H	2.01	0.71
1:D:865:ALA:CB	1:D:1197:CYS:SG	2.78	0.71
1:D:884:TYR:OH	1:D:1142:ARG:NH1	2.23	0.71
1:D:960:PRO:HA	1:D:963:GLU:CG	2.19	0.71
1:D:976:GLN:O	1:D:980:GLU:HG3	1.89	0.71
2:F:127:PRO:CD	2:F:128:VAL:N	2.48	0.71
2:F:185:LEU:HD12	2:F:236:GLU:HB2	1.72	0.71
2:F:402:LEU:O	2:F:406:LEU:HD13	1.89	0.71
1:A:515:ILE:HG22	1:A:516:GLU:N	2.04	0.71
1:A:564:GLN:N	1:A:564:GLN:HE21	1.87	0.71
1:A:73:PRO:C	1:A:74:LEU:HD22	2.09	0.71

Continued on next page...

Continued from previous page...

Atom-1	Atom-2	Interatomic distance (Å)	Clash overlap (Å)
2:B:277:ASP:CG	2:B:287:ASN:HD21	1.93	0.71
2:B:475:LEU:O	2:B:479:ILE:N	2.19	0.71
2:C:78:PHE:C	2:C:100:GLY:H	1.93	0.71
2:C:476:ILE:HD13	2:C:477:LYS:N	2.03	0.71
1:D:145:LYS:O	1:D:149:PRO:CD	2.37	0.71
1:D:281:GLN:HE21	1:D:287:SER:CB	2.03	0.71
1:D:845:VAL:HB	1:D:855:VAL:CG2	2.20	0.71
1:D:865:ALA:HA	1:D:872:SER:CA	2.20	0.71
2:E:336:LEU:HD23	2:E:337:SER:H	1.54	0.71
2:E:350:LEU:HD23	2:E:350:LEU:O	1.90	0.71
2:E:431:LYS:O	2:E:433:ASP:N	2.23	0.71
2:F:458:ARG:NE	2:F:459:ASP:O	2.20	0.71
1:A:1025:LEU:O	1:A:1026:ARG:HG3	1.89	0.71
1:A:129:PRO:O	1:A:131:TYR:CZ	2.44	0.71
1:A:157:LEU:HD11	1:A:195:LEU:HA	1.70	0.71
1:A:389:PHE:CD1	1:A:390:GLN:N	2.58	0.71
2:B:122:ARG:HB2	2:B:124:GLN:HE21	1.55	0.71
2:B:199:LEU:HD13	2:B:200:VAL:HG13	1.70	0.71
2:B:417:TYR:O	2:B:419:GLU:N	2.22	0.71
2:B:213:VAL:HG11	2:C:132:HIS:CE1	2.25	0.71
1:D:1027:LYS:HB2	1:D:1096:ARG:HG3	1.70	0.71
1:D:279:ARG:HH21	1:D:844:VAL:CG2	2.02	0.71
1:D:626:GLY:O	1:D:627:ARG:HB3	1.89	0.71
2:F:354:PHE:CZ	2:F:370:LYS:HD3	2.25	0.71
1:A:1040:LYS:HB3	1:A:1044:VAL:HG11	1.72	0.71
1:A:444:TYR:CE1	1:A:1206:MET:SD	2.83	0.71
1:A:612:LEU:CD2	1:A:620:TRP:HA	2.20	0.71
1:A:753:PRO:HB2	1:A:770:PHE:CZ	2.24	0.71
1:A:897:TRP:HE1	1:A:901:VAL:HG13	1.54	0.71
2:B:78:PHE:O	2:B:79:LEU:HB2	1.89	0.71
1:D:1108:TYR:HA	1:D:1164:PHE:CE1	2.25	0.71
1:D:260:ASP:OD2	1:D:261:TRP:CE2	2.44	0.71
1:D:367:PRO:CD	1:D:368:PRO:CD	2.54	0.71
1:D:457:ARG:CB	1:D:457:ARG:HH11	2.04	0.71
1:D:714:GLY:O	1:D:716:PRO:HD3	1.89	0.71
2:F:115:TRP:HH2	2:F:210:GLN:HG2	1.53	0.71
1:A:1141:VAL:HG12	1:A:1142:ARG:O	1.91	0.71
1:A:348:LEU:HD13	1:A:350:ILE:HD13	1.72	0.71
1:A:476:GLY:CA	1:A:711:ALA:HB1	2.19	0.71
2:B:308:ASP:HB3	2:B:309:HIS:CE1	2.25	0.71
2:C:317:GLY:HA3	2:C:320:SER:CB	2.19	0.71

Continued on next page...

Continued from previous page...

Atom-1	Atom-2	Interatomic distance (Å)	Clash overlap (Å)
2:C:396:ARG:HH11	2:C:397:GLN:CA	2.02	0.71
1:D:1008:LEU:O	1:D:1012:VAL:HG22	1.89	0.71
1:D:415:LEU:C	1:D:417:ARG:H	1.93	0.71
1:D:474:LEU:H	1:D:474:LEU:HD12	1.55	0.71
2:F:254:PHE:HE2	2:F:255:TRP:CE2	2.09	0.71
2:F:354:PHE:HE1	2:F:370:LYS:HB3	1.55	0.71
1:A:1019:TRP:HD1	1:A:1020:ILE:HG22	1.55	0.71
1:A:605:LEU:HA	1:A:781:ALA:CB	2.20	0.71
1:A:623:LEU:HD22	1:A:667:GLN:OE1	1.90	0.71
1:A:80:SER:OG	1:A:125:LEU:HD21	1.90	0.71
2:C:317:GLY:HA2	2:C:320:SER:HB2	1.73	0.71
2:C:242:PHE:HA	2:C:334:CYS:O	1.91	0.71
2:C:468:ILE:HG13	2:C:472:LYS:HE3	1.72	0.71
1:D:1186:ASP:OD1	1:D:1187:ARG:N	2.23	0.71
1:D:739:TYR:CG	1:D:740:ASN:N	2.59	0.71
2:E:441:VAL:HG12	2:E:442:LEU:N	2.06	0.71
2:F:131:LEU:C	2:F:182:ARG:HD3	2.10	0.71
2:F:267:ALA:HB3	2:F:270:PRO:HB3	1.72	0.71
2:F:67:GLU:O	2:F:71:GLU:HB3	1.90	0.71
1:A:297:MET:SD	1:A:411:LEU:CD2	2.77	0.71
1:A:496:LYS:O	1:A:516:GLU:HB2	1.90	0.71
1:A:576:LEU:HD12	1:A:577:CYS:HB2	1.71	0.71
1:A:606:THR:HG23	1:A:613:HIS:N	2.05	0.71
2:B:231:ILE:HD11	2:C:135:PRO:HG3	1.72	0.71
2:C:388:GLY:CA	2:C:444:THR:HG22	2.20	0.71
2:C:396:ARG:HD2	2:C:396:ARG:C	2.10	0.71
1:D:1206:MET:CE	1:D:1210:TYR:HA	2.20	0.71
1:D:827:ARG:HD3	1:D:828:HIS:N	2.06	0.71
1:D:275:ARG:CZ	1:D:843:GLN:N	2.53	0.71
1:D:885:THR:HG22	1:D:1186:ASP:O	1.91	0.71
2:F:190:LEU:CB	2:F:314:MET:HE1	2.20	0.71
1:D:553:LYS:HD3	2:F:468:ILE:CG2	2.20	0.71
1:A:1068:ASP:N	1:A:1071:ARG:CG	2.50	0.71
1:A:1153:LEU:HD13	1:A:1157:ASN:HD21	1.55	0.71
1:A:348:LEU:O	1:A:350:ILE:N	2.23	0.71
1:A:458:GLU:O	1:A:461:LYS:HG2	1.90	0.71
1:A:482:ASP:OD2	1:A:483:PRO:HD2	1.89	0.71
2:B:211:ILE:HG12	2:B:237:ALA:CB	2.18	0.71
2:B:114:TRP:HE1	2:B:259:ARG:NE	1.88	0.71
2:C:342:LEU:HB2	2:C:344:ARG:CD	2.19	0.71
1:D:1197:CYS:C	1:D:1204:THR:OG1	2.29	0.71

Continued on next page...

Continued from previous page...

Atom-1	Atom-2	Interatomic distance (Å)	Clash overlap (Å)
1:D:305:SER:HB2	1:D:308:GLN:OE1	1.89	0.71
1:D:858:THR:HB	1:D:859:TRP:CD1	2.25	0.71
2:E:254:PHE:CE1	2:E:258:HIS:HB2	2.26	0.71
2:E:422:GLN:HG2	2:E:424:SER:N	2.03	0.71
2:E:86:LEU:HA	2:E:90:SER:CB	2.20	0.71
2:F:209:ALA:CB	2:F:239:LEU:HA	2.21	0.71
2:F:456:ARG:CG	2:F:457:SER:H	1.94	0.71
2:F:485:VAL:HG22	2:F:485:VAL:OXT	1.90	0.71
1:A:853:ARG:HH22	1:A:1105:ALA:CB	2.04	0.71
1:A:1200:PRO:HB2	1:A:1202:ASN:O	1.89	0.71
1:A:174:GLY:HA2	1:A:220:TRP:N	2.04	0.71
1:A:468:ASN:HD21	1:A:578:PRO:HG3	1.56	0.71
1:A:577:CYS:CB	1:A:578:PRO:HD3	2.21	0.71
1:A:719:LEU:HD23	1:A:719:LEU:N	2.04	0.71
2:B:248:SER:O	2:B:252:LEU:HB2	1.91	0.71
2:C:125:VAL:CG2	2:C:208:LEU:HA	2.09	0.71
2:C:354:PHE:CZ	2:C:370:LYS:HD3	2.26	0.71
1:D:1023:GLN:HE22	1:D:1099:TRP:C	1.93	0.71
1:D:1131:ILE:HD11	1:D:1138:ARG:CB	2.19	0.71
1:D:255:SER:OG	1:D:258:GLN:N	2.21	0.71
1:D:277:HIS:HB3	1:D:291:PHE:CE2	2.26	0.71
1:D:345:TRP:HA	1:D:1040:LYS:HZ2	1.53	0.71
1:D:633:LYS:HB3	1:D:638:THR:HG21	1.72	0.71
1:D:798:ILE:CG2	1:D:869:ARG:HH22	1.97	0.71
2:E:199:LEU:HG	2:E:200:VAL:N	2.04	0.71
2:E:387:VAL:O	2:E:442:LEU:HD22	1.91	0.71
2:E:456:ARG:HG3	2:E:462:MET:C	2.10	0.71
2:F:306:LEU:HD21	2:F:310:GLU:CD	2.10	0.71
1:A:1066:THR:OG1	1:A:1073:PRO:CD	2.39	0.71
1:A:1141:VAL:HG11	1:A:1146:ARG:HA	1.73	0.71
1:A:1124:ALA:HB1	1:A:1148:ARG:HG2	1.71	0.71
1:A:444:TYR:OH	1:A:1200:PRO:HG3	1.90	0.71
1:A:188:ALA:O	1:A:189:ILE:CG2	2.37	0.71
1:A:298:HIS:ND1	1:A:299:MET:N	2.38	0.71
1:A:436:PRO:HB2	1:A:879:GLN:CA	2.15	0.71
2:C:120:VAL:HG23	2:C:121:PHE:N	2.06	0.71
2:C:247:THR:CB	2:C:251:TRP:HD1	2.03	0.71
2:C:241:TRP:CA	2:C:336:LEU:HB2	2.21	0.71
2:C:240:VAL:HA	2:C:336:LEU:HB3	1.73	0.71
1:D:1165:ALA:HB3	1:D:1166:TYR:HE1	1.56	0.71
1:D:193:ARG:CA	1:D:193:ARG:NH1	2.54	0.71

Continued on next page...

Continued from previous page...

Atom-1	Atom-2	Interatomic distance (Å)	Clash overlap (Å)
1:D:420:HIS:NE2	1:D:1020:ILE:CG2	2.53	0.71
1:D:479:TYR:CD1	1:D:480:LYS:HG3	2.26	0.71
1:D:510:ALA:O	1:D:512:LYS:N	2.24	0.71
1:D:547:ALA:C	1:D:551:LYS:HE2	2.11	0.71
1:D:656:TYR:HD1	1:D:744:ILE:HD12	1.53	0.71
1:D:765:PRO:HG2	1:D:766:PHE:CD1	2.26	0.71
1:D:78:MET:CB	1:D:1175:GLN:HB3	2.19	0.71
1:D:815:TRP:HA	1:D:838:GLY:CA	2.20	0.71
2:E:353:SER:OG	2:E:374:LEU:HG	1.88	0.71
2:E:382:LYS:CG	2:E:412:SER:HB2	2.16	0.71
2:E:377:CYS:HB3	2:E:483:LYS:HE3	1.72	0.71
2:F:421:MET:HG3	2:F:422:GLN:H	1.56	0.71
1:A:1008:LEU:C	1:A:1008:LEU:HD22	2.11	0.70
1:A:1029:GLN:NE2	1:A:1096:ARG:CZ	2.54	0.70
1:A:1043:VAL:HG22	1:A:1046:GLU:HB2	1.72	0.70
1:A:214:ALA:CB	1:A:219:ALA:HB3	2.20	0.70
1:A:247:LEU:HD23	1:A:248:GLU:OE1	1.91	0.70
1:A:767:ALA:O	1:A:771:LEU:HB2	1.91	0.70
1:A:950:ASN:HA	1:A:953:ARG:HG3	1.73	0.70
2:B:259:ARG:HH11	2:B:259:ARG:HB3	1.56	0.70
2:C:200:VAL:O	2:C:203:ARG:HB2	1.90	0.70
2:C:241:TRP:HB2	2:C:336:LEU:CG	2.21	0.70
1:D:550:GLN:N	1:D:551:LYS:CE	2.54	0.70
1:D:754:HIS:O	1:D:758:ASN:N	2.21	0.70
1:D:79:LEU:HB3	1:D:83:LEU:HD11	1.73	0.70
1:D:922:GLN:CG	1:D:931:LEU:HD13	2.18	0.70
2:E:79:LEU:O	2:E:100:GLY:HA3	1.91	0.70
2:E:294:PRO:HD2	2:E:351:TYR:CE2	2.25	0.70
2:E:307:GLY:HA2	2:E:334:CYS:CB	2.21	0.70
2:E:239:LEU:HD23	2:E:338:VAL:HG21	1.72	0.70
1:D:458:GLU:OE2	2:F:264:ARG:HB3	1.90	0.70
1:A:630:ASN:HD22	1:A:631:LEU:N	1.90	0.70
2:B:202:LYS:O	2:B:325:ARG:CZ	2.39	0.70
2:B:383:VAL:HG22	2:B:384:ALA:H	1.56	0.70
2:B:387:VAL:HG11	2:B:396:ARG:HB2	1.73	0.70
1:D:1014:ARG:HD3	1:D:1026:ARG:NE	2.06	0.70
1:D:1232:GLU:HG3	1:D:1234:ARG:NE	2.06	0.70
1:D:265:LEU:HD21	1:D:267:VAL:CA	2.21	0.70
1:D:297:MET:SD	1:D:415:LEU:HD22	2.31	0.70
2:E:320:SER:O	2:E:323:HIS:HD2	1.73	0.70
1:A:472:GLN:CG	2:C:460:THR:HA	2.20	0.70

Continued on next page...

Continued from previous page...

Atom-1	Atom-2	Interatomic distance (Å)	Clash overlap (Å)
1:A:549:LEU:HD23	1:A:552:LEU:HD12	1.73	0.70
1:A:634:LEU:HD12	1:A:638:THR:HB	1.72	0.70
1:A:601:LYS:HZ1	1:A:721:ALA:HB1	1.55	0.70
1:A:608:ASP:HB3	1:A:779:LEU:CG	2.21	0.70
1:A:813:VAL:HG22	1:A:814:VAL:N	2.06	0.70
1:A:439:GLN:CG	1:A:836:LEU:N	2.54	0.70
1:A:933:SER:HA	1:A:943:ARG:HG2	1.71	0.70
2:B:373:LYS:HA	2:B:458:ARG:CZ	2.22	0.70
2:C:239:LEU:O	2:C:338:VAL:HG12	1.92	0.70
1:D:576:LEU:HD12	1:D:577:CYS:N	2.06	0.70
1:D:732:TYR:CD2	1:D:732:TYR:N	2.59	0.70
1:D:801:TRP:HH2	1:D:805:HIS:CG	2.08	0.70
2:E:203:ARG:HH12	2:F:418:LEU:CD2	1.99	0.70
2:F:254:PHE:N	2:F:257:ARG:HH21	1.89	0.70
2:F:243:THR:OG1	2:F:334:CYS:CB	2.39	0.70
1:A:247:LEU:CD1	1:A:251:THR:HG21	2.21	0.70
1:A:355:SER:HA	1:A:407:PHE:CE1	2.26	0.70
1:A:515:ILE:CD1	1:A:568:GLY:O	2.40	0.70
1:A:627:ARG:O	1:A:628:ARG:HB3	1.90	0.70
1:A:655:LEU:O	1:A:719:LEU:HD12	1.91	0.70
1:A:771:LEU:H	1:A:771:LEU:CD2	2.02	0.70
2:C:299:LEU:H	2:C:299:LEU:HD23	1.54	0.70
2:C:439:PHE:CD1	2:C:458:ARG:HB2	2.25	0.70
2:C:470:LYS:HE3	2:C:471:LEU:HD21	1.74	0.70
1:D:1192:GLU:O	1:D:1192:GLU:HG2	1.89	0.70
1:D:225:SER:HA	1:D:228:LEU:HD21	1.72	0.70
1:D:203:LEU:CB	1:D:380:GLY:HA3	2.17	0.70
1:D:374:ARG:CB	1:D:392:LEU:HD11	2.21	0.70
1:D:598:VAL:HG12	1:D:602:LEU:HD11	1.73	0.70
1:D:885:THR:HB	1:D:1146:ARG:CD	2.17	0.70
2:E:109:ASN:ND2	2:E:378:LEU:HB3	2.06	0.70
2:E:249:ASN:HD21	2:E:285:LYS:CE	1.97	0.70
2:F:239:LEU:H	2:F:338:VAL:HG13	1.55	0.70
2:F:454:HIS:CB	2:F:466:MET:CB	2.66	0.70
1:A:1212:ILE:CG2	1:A:1213:PRO:N	2.55	0.70
2:C:214:CYS:SG	2:C:236:GLU:HG3	2.32	0.70
2:C:471:LEU:HA	2:C:474:PHE:HD2	1.54	0.70
1:D:1158:LEU:HG	1:D:1159:LEU:H	1.56	0.70
1:D:190:PRO:C	1:D:192:GLU:N	2.44	0.70
1:D:266:VAL:O	1:D:266:VAL:HG13	1.91	0.70
1:D:278:ILE:HD13	1:D:291:PHE:HD1	1.55	0.70

Continued on next page...

Continued from previous page...

Atom-1	Atom-2	Interatomic distance (Å)	Clash overlap (Å)
1:D:401:TRP:HA	1:D:404:HIS:CD2	2.26	0.70
1:D:576:LEU:CG	1:D:579:ARG:HE	2.05	0.70
1:D:623:LEU:HG	1:D:623:LEU:O	1.89	0.70
2:E:441:VAL:HG12	2:E:442:LEU:H	1.57	0.70
2:F:394:GLU:CD	2:F:394:GLU:H	1.92	0.70
1:A:1066:THR:OG1	1:A:1071:ARG:HB3	1.91	0.70
1:A:1019:TRP:HZ3	1:A:1164:PHE:HA	1.56	0.70
1:A:125:LEU:N	1:A:125:LEU:CD2	2.50	0.70
1:A:239:LEU:O	1:A:241:PRO:CD	2.38	0.70
2:C:125:VAL:HG23	2:C:126:PHE:H	1.57	0.70
1:D:127:LEU:CD2	1:D:129:PRO:HD3	2.20	0.70
1:D:474:LEU:CD1	1:D:474:LEU:H	2.04	0.70
1:D:601:LYS:HG2	1:D:721:ALA:CB	2.21	0.70
1:D:603:MET:HB3	1:D:605:LEU:CD2	2.22	0.70
1:D:810:SER:OG	1:D:811:GLN:N	2.24	0.70
2:E:118:VAL:HG13	2:E:119:VAL:H	1.57	0.70
2:F:326:ASP:CG	2:F:327:GLY:N	2.42	0.70
1:A:169:TRP:CE3	1:A:390:GLN:O	2.45	0.70
1:A:606:THR:HG22	1:A:614:TYR:CD2	2.27	0.70
1:A:869:ARG:HG3	1:A:869:ARG:NH1	2.06	0.70
1:A:883:GLY:C	1:A:884:TYR:CD1	2.64	0.70
2:B:199:LEU:CD1	2:B:200:VAL:HG13	2.22	0.70
2:C:207:GLY:HA2	2:C:240:VAL:O	1.91	0.70
2:C:342:LEU:HB2	2:C:344:ARG:HB2	1.74	0.70
2:C:351:TYR:O	2:C:352:ASP:C	2.27	0.70
2:C:393:LEU:O	2:C:397:GLN:N	2.23	0.70
2:C:455:LEU:CA	2:C:456:ARG:HE	2.04	0.70
1:D:597:ARG:HH11	1:D:724:GLY:C	1.94	0.70
1:D:612:LEU:HD13	1:D:612:LEU:H	1.53	0.70
2:E:114:TRP:HH2	2:E:238:SER:O	1.75	0.70
2:E:326:ASP:H	2:E:331:VAL:HG12	1.55	0.70
2:E:430:SER:O	2:E:434:GLU:HG2	1.91	0.70
1:A:273:PHE:C	1:A:276:ALA:HB3	2.12	0.70
1:A:282:TYR:O	1:A:283:LEU:CB	2.39	0.70
1:A:412:PRO:CG	1:A:413:LEU:H	2.05	0.70
1:A:448:ALA:CA	1:A:870:VAL:HG13	2.21	0.70
2:B:204:LEU:HD12	2:B:325:ARG:N	2.05	0.70
1:A:783:PRO:HG2	2:C:363:ARG:NH1	2.07	0.70
1:D:371:LYS:CA	1:D:374:ARG:HD2	2.22	0.70
1:D:420:HIS:CD2	1:D:1020:ILE:CD1	2.69	0.70
1:D:607:TRP:HD1	1:D:779:LEU:HA	1.56	0.70

Continued on next page...

Continued from previous page...

Atom-1	Atom-2	Interatomic distance (Å)	Clash overlap (Å)
1:D:892:ASP:OD2	1:D:892:ASP:C	2.30	0.70
2:F:446:THR:CG2	2:F:450:ASN:OD1	2.35	0.70
2:F:452:LEU:O	2:F:453:ILE:CG1	2.39	0.70
1:A:451:THR:HG21	1:A:1202:ASN:CB	2.22	0.70
1:A:192:GLU:HB3	1:A:217:PRO:CG	2.18	0.70
1:A:211:LEU:HD12	1:A:221:TYR:HB3	1.73	0.70
1:A:402:ALA:O	1:A:406:VAL:HG13	1.92	0.70
1:A:417:ARG:HH11	1:A:417:ARG:HG2	1.57	0.70
1:A:831:TYR:CD1	1:A:831:TYR:N	2.59	0.70
1:A:900:ALA:CA	1:A:915:ALA:HB1	2.22	0.70
2:B:215:PHE:O	2:B:216:HIS:HB2	1.91	0.70
2:B:117:SER:HB2	2:B:262:TRP:HE1	1.54	0.70
2:C:200:VAL:HG11	2:C:204:LEU:HB2	1.74	0.70
2:C:263:TRP:CZ2	2:C:301:GLU:OE2	2.45	0.70
2:C:344:ARG:HA	2:C:347:LEU:CD2	2.22	0.70
2:C:375:HIS:ND1	2:C:376:PRO:HD2	2.06	0.70
2:C:389:ARG:CZ	2:C:390:GLY:HA3	2.20	0.70
1:D:107:LEU:HD23	1:D:107:LEU:N	2.06	0.70
1:D:1118:TRP:O	1:D:1122:GLU:HG2	1.92	0.70
1:D:121:PRO:CB	1:D:1175:GLN:HE22	2.04	0.70
1:D:633:LYS:CD	1:D:638:THR:HG21	2.22	0.70
1:D:737:GLY:O	1:D:741:ASP:OD1	2.10	0.70
1:D:774:MET:O	1:D:779:LEU:O	2.10	0.70
1:D:832:ASP:O	1:D:833:GLU:HB2	1.92	0.70
1:D:889:ALA:HB3	1:D:1180:PHE:CE1	2.27	0.70
1:D:993:ARG:HD3	1:D:993:ARG:O	1.92	0.70
2:F:241:TRP:HZ3	2:F:255:TRP:CE2	2.08	0.70
1:A:1031:GLU:O	1:A:1032:THR:HB	1.91	0.70
1:A:174:GLY:O	1:A:175:TRP:CG	2.44	0.70
1:A:603:MET:HE3	1:A:791:ALA:HB1	1.74	0.70
1:A:821:LEU:CD1	1:A:825:VAL:HB	2.22	0.70
1:A:827:ARG:HA	1:A:831:TYR:OH	1.91	0.70
2:C:127:PRO:CD	2:C:128:VAL:H	1.98	0.70
1:D:1014:ARG:HD3	1:D:1026:ARG:CG	2.21	0.70
1:D:1175:GLN:C	1:D:1177:VAL:H	1.94	0.70
1:D:1198:LYS:HD2	1:D:1204:THR:HB	1.73	0.70
1:D:267:VAL:HG21	1:D:291:PHE:HE2	1.56	0.70
1:D:374:ARG:HG2	1:D:374:ARG:HH11	1.57	0.70
1:D:294:THR:CG2	1:D:407:PHE:CE2	2.70	0.70
1:D:500:ALA:HB2	1:D:521:PRO:HG3	1.72	0.70
1:D:527:GLN:HE21	1:D:528:GLU:HB3	1.56	0.70

Continued on next page...

Continued from previous page...

Atom-1	Atom-2	Interatomic distance (Å)	Clash overlap (Å)
1:D:569:HIS:N	1:D:570:PRO:CD	2.55	0.70
1:D:933:SER:HB2	1:D:943:ARG:CD	2.20	0.70
1:D:944:GLU:HB3	1:D:1071:ARG:HD3	1.74	0.70
2:E:437:ILE:HD12	2:E:437:ILE:N	2.04	0.70
2:F:213:VAL:HA	2:F:235:THR:HA	1.72	0.70
2:F:342:LEU:HB2	2:F:344:ARG:HD3	1.72	0.70
2:F:382:LYS:HD3	2:F:411:ILE:CG1	2.18	0.70
2:F:467:HIS:HB3	2:F:470:LYS:HE2	1.74	0.70
2:F:471:LEU:H	2:F:471:LEU:CD1	1.67	0.70
1:A:107:LEU:HB2	1:A:113:TRP:HE1	1.54	0.69
1:A:77:GLN:HB2	1:A:1174:PRO:HB3	1.72	0.69
1:A:211:LEU:HG	1:A:221:TYR:HB3	1.74	0.69
1:A:886:LEU:HD23	1:A:886:LEU:N	2.07	0.69
1:A:927:ARG:CG	1:A:928:GLY:N	2.53	0.69
1:D:370:GLU:O	1:D:371:LYS:HB2	1.92	0.69
1:D:600:PRO:CG	1:D:616:GLU:HB3	2.21	0.69
2:E:88:ARG:HD3	2:E:88:ARG:N	2.07	0.69
2:F:342:LEU:CB	2:F:344:ARG:HD3	2.22	0.69
1:A:891:VAL:CA	1:A:1180:PHE:HE1	2.03	0.69
1:A:869:ARG:CA	1:A:1200:PRO:HA	2.22	0.69
2:B:394:GLU:O	2:B:398:VAL:HG23	1.92	0.69
2:C:241:TRP:HZ3	2:C:255:TRP:NE1	1.89	0.69
1:A:1209:ARG:HH12	2:C:256:LEU:HB3	1.57	0.69
1:D:1008:LEU:HA	1:D:1011:PRO:HG3	1.73	0.69
1:D:205:GLU:HA	1:D:205:GLU:OE1	1.91	0.69
1:D:256:PRO:HB3	1:D:281:GLN:CG	2.22	0.69
1:D:381:THR:CG2	1:D:385:ILE:HB	2.21	0.69
1:D:436:PRO:O	1:D:879:GLN:HB3	1.92	0.69
1:D:547:ALA:C	1:D:551:LYS:CE	2.61	0.69
1:D:658:LYS:HE3	1:D:713:PRO:CB	2.21	0.69
1:D:660:CYS:HB2	1:D:745:PRO:CD	2.21	0.69
1:D:845:VAL:HG23	1:D:855:VAL:HB	1.74	0.69
2:F:94:GLY:HA2	2:F:96:HIS:CE1	2.27	0.69
2:F:81:GLY:HA3	2:F:97:PRO:HB2	1.75	0.69
1:A:540:GLN:O	1:A:543:VAL:HG12	1.93	0.69
1:A:483:PRO:HB3	1:A:712:VAL:HG11	1.73	0.69
1:A:869:ARG:O	1:A:1200:PRO:HA	1.91	0.69
1:A:886:LEU:N	1:A:1146:ARG:HH21	1.88	0.69
1:A:992:LEU:HD12	1:A:993:ARG:H	1.56	0.69
2:C:251:TRP:HA	2:C:251:TRP:HE3	1.57	0.69
2:C:363:ARG:NH1	2:C:363:ARG:HA	2.05	0.69

Continued on next page...

Continued from previous page...

Atom-1	Atom-2	Interatomic distance (Å)	Clash overlap (Å)
2:C:435:MET:O	2:C:436:SER:HB3	1.90	0.69
1:D:1111:LEU:HD22	1:D:1164:PHE:CE1	2.28	0.69
1:D:177:ARG:O	1:D:179:GLY:N	2.25	0.69
1:D:656:TYR:HE1	1:D:743:ASP:CG	1.96	0.69
1:D:798:ILE:CA	1:D:869:ARG:CZ	2.69	0.69
1:D:891:VAL:HG11	1:D:1135:ASP:CA	2.22	0.69
2:E:214:CYS:HB2	2:E:236:GLU:HB2	1.73	0.69
2:E:387:VAL:CG1	2:E:416:GLY:HA3	2.23	0.69
2:F:113:GLU:O	2:F:116:THR:HG23	1.93	0.69
2:F:371:VAL:HG23	2:F:433:ASP:C	2.12	0.69
2:F:389:ARG:O	2:F:392:THR:HA	1.92	0.69
1:A:195:LEU:HD23	1:A:217:PRO:HD2	1.73	0.69
1:A:211:LEU:CG	1:A:221:TYR:HB3	2.22	0.69
1:A:634:LEU:CG	1:A:635:PRO:HA	2.22	0.69
1:A:658:LYS:O	1:A:662:GLU:HG2	1.93	0.69
1:A:737:GLY:O	1:A:741:ASP:OD2	2.10	0.69
1:A:827:ARG:HG3	1:A:828:HIS:N	2.08	0.69
2:B:269:SER:HB2	2:B:352:ASP:OD1	1.92	0.69
2:C:134:LYS:HB3	2:C:180:LYS:CE	2.23	0.69
2:C:403:PHE:O	2:C:407:LEU:N	2.23	0.69
1:D:457:ARG:C	1:D:460:LYS:CE	2.60	0.69
1:D:516:GLU:HA	1:D:565:HIS:CE1	2.26	0.69
1:D:556:THR:OG1	2:F:452:LEU:CD2	2.41	0.69
2:E:455:LEU:HD23	2:E:464:GLU:O	1.91	0.69
1:A:1199:THR:CA	1:A:1200:PRO:C	2.52	0.69
1:A:192:GLU:CA	1:A:217:PRO:HG2	2.22	0.69
1:A:667:GLN:C	1:A:670:PRO:HD2	2.12	0.69
1:A:732:TYR:HE1	1:A:755:LYS:CA	2.03	0.69
2:B:261:GLN:CA	2:B:264:ARG:HE	2.05	0.69
2:B:72:ILE:HD12	2:B:372:LEU:HD11	1.74	0.69
2:C:341:ASP:C	2:C:342:LEU:HD13	2.13	0.69
1:D:348:LEU:HD11	1:D:350:ILE:HD11	1.75	0.69
1:D:788:GLY:O	1:D:791:ALA:N	2.24	0.69
1:D:887:VAL:CG2	1:D:1146:ARG:CZ	2.69	0.69
2:E:116:THR:O	2:E:120:VAL:HG12	1.92	0.69
2:E:85:GLN:HB3	2:E:97:PRO:HG3	1.75	0.69
1:D:1209:ARG:NH2	2:F:253:ASP:N	2.40	0.69
2:F:254:PHE:HE2	2:F:255:TRP:CZ2	2.11	0.69
1:A:115:GLN:N	1:A:116:PRO:CD	2.56	0.69
1:A:1199:THR:HA	1:A:1201:SER:N	2.07	0.69
1:A:624:VAL:C	1:A:626:GLY:N	2.43	0.69

Continued on next page...

Continued from previous page...

Atom-1	Atom-2	Interatomic distance (Å)	Clash overlap (Å)
1:A:653:GLU:HG3	1:A:656:TYR:HE1	1.58	0.69
1:A:769:ASP:O	1:A:773:LYS:HG3	1.91	0.69
1:A:792:LEU:HA	1:A:795:ASN:OD1	1.91	0.69
2:B:324:GLY:CA	2:B:325:ARG:NH2	2.55	0.69
2:B:78:PHE:CG	2:B:102:LEU:HB2	2.27	0.69
2:C:455:LEU:HD12	2:C:455:LEU:N	2.08	0.69
2:C:439:PHE:HD1	2:C:458:ARG:HG3	1.54	0.69
1:D:1192:GLU:OE2	1:D:1195:MET:SD	2.51	0.69
1:D:1197:CYS:N	1:D:1204:THR:CG2	2.54	0.69
1:D:127:LEU:HD22	1:D:129:PRO:CD	2.22	0.69
1:D:768:LYS:C	1:D:772:PRO:HD2	2.13	0.69
1:D:768:LYS:CD	1:D:769:ASP:N	2.55	0.69
1:D:85:GLU:OE1	1:D:130:LEU:HD22	1.92	0.69
1:D:992:LEU:HD23	1:D:997:LEU:HD12	1.73	0.69
2:E:254:PHE:HB2	2:E:257:ARG:NH1	2.03	0.69
2:E:384:ALA:O	2:E:414:TRP:N	2.26	0.69
1:A:285:GLN:C	1:A:1128:ARG:NH2	2.46	0.69
1:A:741:ASP:OD1	1:A:742:VAL:N	2.25	0.69
1:A:805:HIS:C	1:A:805:HIS:ND1	2.45	0.69
2:B:234:LYS:N	2:B:234:LYS:HE2	2.07	0.69
2:C:435:MET:O	2:C:436:SER:CB	2.40	0.69
1:D:127:LEU:O	1:D:130:LEU:HD21	1.93	0.69
1:D:648:PRO:CD	1:D:649:TYR:H	2.01	0.69
2:E:289:LEU:O	2:E:299:LEU:HA	1.92	0.69
2:E:391:PRO:HD2	2:E:395:LEU:HB2	1.73	0.69
2:F:314:MET:HB3	2:F:315:TYR:CD2	2.28	0.69
2:F:374:LEU:CD1	2:F:379:ALA:HA	2.21	0.69
2:F:81:GLY:CA	2:F:97:PRO:HB2	2.22	0.69
1:A:1006:ARG:HH22	1:A:1010:LEU:HD11	1.56	0.69
1:A:1193:VAL:CG2	1:A:1194:THR:N	2.55	0.69
1:A:165:LYS:O	1:A:167:PRO:HD3	1.92	0.69
1:A:213:VAL:HG13	1:A:221:TYR:HH	1.53	0.69
1:A:352:SER:O	1:A:358:LEU:CD2	2.40	0.69
1:A:363:ARG:HD2	1:A:406:VAL:CB	2.16	0.69
1:A:559:LEU:HB3	1:A:560:PRO:CD	2.22	0.69
1:A:926:SER:O	1:A:927:ARG:CB	2.41	0.69
1:A:963:GLU:O	1:A:967:MET:HG3	1.93	0.69
2:B:99:PHE:CE1	2:B:343:ASP:OD1	2.46	0.69
2:C:241:TRP:CD1	2:C:243:THR:HG23	2.28	0.69
2:C:307:GLY:HA2	2:C:335:VAL:HG12	1.75	0.69
2:C:388:GLY:HA3	2:C:444:THR:HG22	1.73	0.69

Continued on next page...

Continued from previous page...

Atom-1	Atom-2	Interatomic distance (Å)	Clash overlap (Å)
1:D:1047:ARG:O	1:D:1050:LYS:N	2.26	0.69
1:D:167:PRO:O	1:D:169:TRP:N	2.25	0.69
1:D:279:ARG:CB	1:D:841:LEU:HB2	2.22	0.69
2:E:371:VAL:CG1	2:E:372:LEU:N	2.55	0.69
1:A:183:GLU:OE1	1:A:184:ALA:HB2	1.93	0.69
1:A:451:THR:OG1	1:A:1202:ASN:ND2	2.26	0.69
1:A:992:LEU:HD13	1:A:993:ARG:H	1.57	0.69
2:B:383:VAL:HG22	2:B:384:ALA:N	2.07	0.69
2:C:357:THR:C	2:C:359:ASN:H	1.97	0.69
2:C:388:GLY:O	2:C:395:LEU:HD13	1.92	0.69
2:C:81:GLY:HA3	2:C:97:PRO:CG	2.23	0.69
1:D:1107:ASP:O	1:D:1111:LEU:HD13	1.93	0.69
1:D:273:PHE:HA	1:D:276:ALA:H	1.58	0.69
1:D:606:THR:OG1	1:D:614:TYR:CZ	2.46	0.69
1:D:641:GLU:O	1:D:650:ARG:HD3	1.91	0.69
2:E:439:PHE:CZ	2:E:478:TYR:CE1	2.81	0.69
2:F:207:GLY:HA3	2:F:239:LEU:HD11	1.75	0.69
1:A:107:LEU:HD12	1:A:112:LEU:HD13	1.74	0.69
1:A:462:SER:OG	1:A:463:LEU:N	2.21	0.69
1:A:719:LEU:O	1:A:722:ARG:HG3	1.93	0.69
1:A:827:ARG:HA	1:A:831:TYR:CE1	2.28	0.69
1:A:853:ARG:NH2	1:A:1105:ALA:CB	2.55	0.69
1:A:451:THR:C	1:A:869:ARG:HH22	1.95	0.69
1:A:951:TYR:HB3	1:A:955:TYR:HE1	1.58	0.69
2:C:341:ASP:O	2:C:342:LEU:CD1	2.38	0.69
2:C:389:ARG:HG3	2:C:390:GLY:H	1.57	0.69
1:D:483:PRO:O	1:D:486:TRP:CB	2.41	0.69
1:D:725:PRO:O	1:D:726:LYS:HB2	1.92	0.69
1:D:742:VAL:HG13	1:D:743:ASP:N	2.07	0.69
1:D:656:TYR:CB	1:D:744:ILE:HG21	2.22	0.69
1:D:801:TRP:HD1	1:D:869:ARG:HH21	1.38	0.69
1:D:826:ILE:HB	1:D:831:TYR:HE2	1.56	0.69
1:D:872:SER:OG	1:D:1200:PRO:CD	2.40	0.69
1:D:76:ILE:HB	1:D:911:HIS:CE1	2.27	0.69
1:D:946:ALA:HA	1:D:949:PHE:CD2	2.28	0.69
1:D:996:ARG:CZ	1:D:996:ARG:H	2.05	0.69
2:E:193:TYR:CD2	2:E:322:LEU:HD22	2.27	0.69
2:E:183:GLU:HG3	2:E:216:HIS:CD2	2.28	0.69
2:F:254:PHE:HA	2:F:257:ARG:HH21	1.56	0.69
2:F:356:LEU:HD22	2:F:359:ASN:OD1	1.93	0.69
1:A:1024:ASP:O	1:A:1026:ARG:HD2	1.92	0.69

Continued on next page...

Continued from previous page...

Atom-1	Atom-2	Interatomic distance (Å)	Clash overlap (Å)
1:A:1114:VAL:N	1:A:1117:LYS:HZ2	1.90	0.69
1:A:192:GLU:CD	1:A:193:ARG:N	2.46	0.69
1:A:214:ALA:CA	1:A:401:TRP:CZ2	2.75	0.69
1:A:363:ARG:CZ	1:A:406:VAL:HA	2.22	0.69
1:A:373:PRO:HD2	1:A:374:ARG:HH11	1.58	0.69
1:A:623:LEU:H	1:A:623:LEU:HD23	1.58	0.69
1:A:850:ILE:HG12	1:A:1099:TRP:NE1	2.07	0.69
1:A:86:GLN:O	1:A:87:ILE:HG13	1.92	0.69
2:B:199:LEU:HD23	2:C:77:HIS:CD2	2.27	0.69
2:C:303:LEU:C	2:C:337:SER:CB	2.60	0.69
1:D:1197:CYS:C	1:D:1204:THR:HG1	1.95	0.69
1:D:1231:LEU:CG	1:D:1232:GLU:H	1.83	0.69
1:D:167:PRO:HD2	1:D:168:ALA:H	1.55	0.69
1:D:307:PHE:HD1	1:D:307:PHE:H	1.39	0.69
2:E:371:VAL:HG12	2:E:372:LEU:N	2.07	0.69
2:E:419:GLU:HA	2:F:203:ARG:HH22	1.54	0.69
2:E:450:ASN:HD22	2:E:452:LEU:HD21	1.57	0.69
2:F:114:TRP:NE1	2:F:259:ARG:NH2	2.40	0.69
2:F:272:ASN:HB3	2:F:292:ASN:HB2	1.73	0.69
2:F:344:ARG:HA	2:F:347:LEU:HB2	1.73	0.69
2:F:344:ARG:HA	2:F:347:LEU:HD13	1.75	0.69
2:F:355:GLN:O	2:F:357:THR:N	2.25	0.69
2:F:389:ARG:CZ	2:F:390:GLY:HA3	2.23	0.69
1:A:230:GLU:CD	1:A:231:GLU:H	1.91	0.68
1:A:420:HIS:ND1	1:A:421:PRO:HD2	2.08	0.68
1:A:453:GLU:O	1:A:454:GLU:C	2.31	0.68
1:A:559:LEU:HD23	1:A:560:PRO:HD2	1.74	0.68
1:A:601:LYS:NZ	1:A:616:GLU:HG2	2.07	0.68
1:A:853:ARG:NH2	1:A:1105:ALA:HB3	2.07	0.68
1:A:951:TYR:O	1:A:954:ILE:HB	1.93	0.68
2:B:115:TRP:CZ2	2:C:108:LYS:HD3	2.29	0.68
2:C:443:VAL:CG1	2:C:447:THR:HG21	2.22	0.68
2:C:402:LEU:HG	2:C:472:LYS:HZ3	1.58	0.68
1:D:990:LYS:HG2	1:D:1000:GLU:HB2	1.73	0.68
1:D:1019:TRP:HD1	1:D:1020:ILE:HG22	1.57	0.68
1:D:1232:GLU:CG	1:D:1234:ARG:HB2	2.22	0.68
1:D:283:LEU:HG	1:D:814:VAL:HG23	1.74	0.68
1:D:356:LEU:CD1	1:D:369:LEU:CD2	2.64	0.68
1:D:457:ARG:C	1:D:460:LYS:HE3	2.12	0.68
1:D:496:LYS:HE3	1:D:571:GLY:HA2	1.73	0.68
1:D:595:GLN:O	1:D:596:MET:C	2.31	0.68

Continued on next page...

Continued from previous page...

Atom-1	Atom-2	Interatomic distance (Å)	Clash overlap (Å)
2:E:456:ARG:NE	2:E:463:LYS:HE3	2.07	0.68
2:E:82:SER:N	2:E:85:GLN:HG3	2.04	0.68
1:A:1030:ARG:HD3	1:A:1091:GLU:OE1	1.91	0.68
1:A:1129:PHE:HD2	1:A:1138:ARG:O	1.76	0.68
1:A:1223:ILE:O	1:A:1227:THR:HG23	1.93	0.68
1:A:564:GLN:CA	1:A:567:PRO:HD2	2.23	0.68
1:A:607:TRP:CH2	1:A:671:GLN:HA	2.27	0.68
1:A:659:HIS:CB	1:A:719:LEU:HD12	2.17	0.68
1:A:997:LEU:CD2	1:A:998:SER:N	2.51	0.68
2:C:353:SER:HB2	2:C:373:LYS:O	1.94	0.68
2:C:444:THR:H	2:C:447:THR:HG23	1.58	0.68
1:D:312:TRP:HH2	1:D:346:ASP:O	1.75	0.68
1:D:482:ASP:HB2	1:D:483:PRO:HD2	1.74	0.68
1:D:491:ASP:OD2	1:D:578:PRO:HB3	1.94	0.68
1:D:651:ALA:O	1:D:655:LEU:HD23	1.93	0.68
1:D:656:TYR:CD1	1:D:743:ASP:HB2	2.28	0.68
1:D:767:ALA:HB3	1:D:771:LEU:HD22	1.75	0.68
1:D:887:VAL:N	1:D:1146:ARG:NH1	2.39	0.68
2:F:244:PRO:CD	2:F:247:THR:CG2	2.71	0.68
1:A:192:GLU:HB2	1:A:195:LEU:HD21	1.75	0.68
1:A:190:PRO:CB	1:A:192:GLU:HG3	2.23	0.68
1:A:222:SER:CB	1:A:223:TRP:HD1	2.02	0.68
1:A:307:PHE:HD1	1:A:307:PHE:H	1.42	0.68
1:A:374:ARG:HH11	1:A:374:ARG:CG	2.06	0.68
1:A:203:LEU:HD12	1:A:379:LYS:C	2.13	0.68
1:A:476:GLY:HA3	1:A:711:ALA:HB1	1.76	0.68
1:A:734:HIS:HA	1:A:752:LEU:HD11	1.76	0.68
2:B:217:PRO:O	2:B:230:SER:O	2.12	0.68
1:D:1027:LYS:HG3	1:D:1091:GLU:HA	1.74	0.68
1:D:1202:ASN:O	1:D:1205:GLY:N	2.27	0.68
1:D:369:LEU:HB3	1:D:372:GLU:HG3	1.74	0.68
1:D:414:PHE:O	1:D:417:ARG:HB2	1.94	0.68
1:D:424:LEU:N	1:D:424:LEU:HD23	2.07	0.68
1:D:440:ASN:OD1	1:D:1210:TYR:O	2.11	0.68
1:D:814:VAL:O	1:D:838:GLY:HA3	1.94	0.68
1:D:856:GLU:HB2	1:D:860:LEU:H	1.58	0.68
1:D:952:GLY:O	1:D:954:ILE:O	2.10	0.68
2:E:187:HIS:CA	2:E:190:LEU:HD22	2.22	0.68
2:E:460:THR:O	2:E:461:THR:HG22	1.93	0.68
2:F:203:ARG:HG2	2:F:325:ARG:NE	2.08	0.68
2:F:81:GLY:HA3	2:F:97:PRO:CD	2.23	0.68

Continued on next page...

Continued from previous page...

Atom-1	Atom-2	Interatomic distance (Å)	Clash overlap (Å)
1:A:1199:THR:HA	1:A:1200:PRO:O	1.93	0.68
1:A:297:MET:SD	1:A:411:LEU:CB	2.80	0.68
1:A:299:MET:CE	1:A:353:VAL:HB	2.24	0.68
1:A:582:ASP:N	1:A:583:PRO:CD	2.56	0.68
1:A:630:ASN:ND2	1:A:632:ALA:H	1.92	0.68
1:A:713:PRO:HA	1:A:719:LEU:HD13	1.75	0.68
1:A:767:ALA:HB3	1:A:771:LEU:CD2	2.24	0.68
1:A:974:THR:CG2	1:A:975:GLN:N	2.56	0.68
2:B:116:THR:HA	2:B:120:VAL:CG2	2.24	0.68
2:B:417:TYR:C	2:B:419:GLU:H	1.97	0.68
2:C:239:LEU:HG	2:C:336:LEU:HD13	1.75	0.68
2:C:357:THR:HA	2:C:370:LYS:HZ1	1.55	0.68
1:D:1129:PHE:HB3	1:D:1139:TYR:HA	1.75	0.68
1:D:880:ALA:CB	1:D:1187:ARG:O	2.39	0.68
1:D:1138:ARG:HH22	1:D:1191:LYS:HE2	1.57	0.68
1:D:131:TYR:HB3	1:D:138:HIS:CE1	2.29	0.68
1:D:167:PRO:CD	1:D:168:ALA:N	2.56	0.68
1:D:203:LEU:O	1:D:203:LEU:HD23	1.93	0.68
1:D:659:HIS:NE2	1:D:719:LEU:HB2	2.08	0.68
2:E:318:ASN:O	2:E:321:LYS:N	2.18	0.68
2:E:443:VAL:CG2	2:E:453:ILE:HG21	2.20	0.68
2:F:78:PHE:CD1	2:F:102:LEU:HD22	2.29	0.68
1:A:890:ASP:CG	1:A:1191:LYS:NZ	2.47	0.68
1:A:167:PRO:HB2	1:A:177:ARG:CZ	2.24	0.68
1:A:286:GLY:O	1:A:287:SER:HB3	1.91	0.68
1:A:577:CYS:CB	1:A:578:PRO:CD	2.72	0.68
2:B:211:ILE:HG23	2:B:237:ALA:HB2	1.73	0.68
2:B:288:LYS:HG2	2:B:302:THR:HG22	1.74	0.68
1:D:131:TYR:HB3	1:D:138:HIS:HE1	1.58	0.68
1:D:307:PHE:HA	1:D:310:SER:OG	1.94	0.68
1:D:645:VAL:HG13	1:D:650:ARG:CG	2.23	0.68
1:D:623:LEU:HD22	1:D:667:GLN:OE1	1.94	0.68
1:D:739:TYR:CD2	1:D:740:ASN:N	2.62	0.68
1:D:770:PHE:HA	1:D:773:LYS:HG3	1.76	0.68
1:D:275:ARG:NH1	1:D:843:GLN:NE2	2.40	0.68
2:E:377:CYS:HA	2:E:380:PRO:HG2	1.74	0.68
2:E:411:ILE:HD12	2:E:411:ILE:N	2.09	0.68
2:E:450:ASN:HB3	2:E:452:LEU:CD2	2.23	0.68
2:F:268:MET:N	2:F:352:ASP:OD2	2.27	0.68
1:A:245:ILE:O	1:A:248:GLU:CD	2.32	0.68
1:A:498:LYS:O	1:A:499:LYS:HB3	1.91	0.68

Continued on next page...

Continued from previous page...

Atom-1	Atom-2	Interatomic distance (Å)	Clash overlap (Å)
1:A:597:ARG:CB	1:A:616:GLU:OE1	2.40	0.68
1:A:741:ASP:CG	1:A:742:VAL:HG23	2.13	0.68
1:A:865:ALA:O	1:A:868:ASP:OD2	2.12	0.68
1:A:884:TYR:N	1:A:884:TYR:HD1	1.91	0.68
2:B:479:ILE:HG22	2:B:480:SER:N	2.07	0.68
2:C:132:HIS:HA	2:C:182:ARG:HG3	1.75	0.68
2:C:206:TYR:O	2:C:241:TRP:CD1	2.47	0.68
2:C:471:LEU:HA	2:C:474:PHE:CD2	2.28	0.68
1:D:347:TRP:HE1	1:D:349:ASP:CG	1.96	0.68
1:D:736:ASN:HA	1:D:750:PHE:CZ	2.28	0.68
1:D:922:GLN:NE2	1:D:931:LEU:HD13	2.08	0.68
2:F:203:ARG:HB3	2:F:204:LEU:HD12	1.76	0.68
2:F:455:LEU:HA	2:F:456:ARG:NH2	2.07	0.68
2:F:474:PHE:HA	2:F:477:LYS:HD2	1.75	0.68
1:A:869:ARG:CA	1:A:1201:SER:H	2.07	0.68
1:A:605:LEU:C	1:A:781:ALA:HB3	2.14	0.68
1:A:792:LEU:HD12	1:A:793:GLU:HG2	1.76	0.68
1:A:973:LEU:HB3	1:A:977:GLU:CB	2.24	0.68
2:B:463:LYS:HD2	2:B:463:LYS:H	1.58	0.68
2:B:469:SER:C	2:B:471:LEU:N	2.47	0.68
1:D:301:ILE:HD11	1:D:414:PHE:O	1.94	0.68
1:D:316:LYS:HG2	1:D:348:LEU:CG	2.20	0.68
1:D:492:LEU:HD22	1:D:495:PHE:CZ	2.29	0.68
1:D:549:LEU:N	1:D:551:LYS:HZ3	1.84	0.68
1:D:622:TYR:N	1:D:747:CYS:O	2.26	0.68
1:D:607:TRP:CD1	1:D:779:LEU:HA	2.29	0.68
1:D:847:ALA:HA	1:D:852:ARG:HB3	1.75	0.68
2:E:107:ARG:CG	2:E:107:ARG:NH1	2.33	0.68
2:E:318:ASN:O	2:E:320:SER:N	2.27	0.68
2:E:400:GLN:HA	2:E:403:PHE:HB3	1.76	0.68
2:F:314:MET:HB3	2:F:315:TYR:CE2	2.28	0.68
2:F:322:LEU:C	2:F:322:LEU:HD22	2.13	0.68
1:A:1220:ILE:CD1	1:A:1220:ILE:N	2.57	0.68
1:A:276:ALA:CA	1:A:279:ARG:HB2	2.24	0.68
1:A:313:ILE:HA	1:A:316:LYS:HE2	1.75	0.68
1:A:532:PRO:HB3	1:A:534:SER:HB3	1.76	0.68
1:A:569:HIS:CG	1:A:570:PRO:HD2	2.29	0.68
1:A:739:TYR:C	1:A:741:ASP:N	2.45	0.68
1:A:916:PHE:CD1	1:A:919:MET:HB3	2.29	0.68
2:B:338:VAL:C	2:B:339:ASN:HD22	1.97	0.68
2:C:384:ALA:HB3	2:C:440:THR:HG22	1.76	0.68

Continued on next page...

Continued from previous page...

Atom-1	Atom-2	Interatomic distance (Å)	Clash overlap (Å)
1:D:79:LEU:HD23	1:D:83:LEU:CD1	2.22	0.68
1:D:914:THR:OG1	1:D:999:ASP:HB3	1.92	0.68
2:E:407:LEU:HA	2:E:411:ILE:O	1.93	0.68
1:D:1206:MET:HA	2:F:253:ASP:OD2	1.94	0.68
2:F:259:ARG:NE	2:F:339:ASN:HD21	1.91	0.68
2:F:442:LEU:H	2:F:455:LEU:HD22	1.58	0.68
1:A:1026:ARG:CB	1:A:1029:GLN:NE2	2.57	0.68
1:A:1165:ALA:HB2	1:A:1173:LEU:HG	1.75	0.68
1:A:194:ALA:HA	1:A:265:LEU:CB	2.21	0.68
1:A:393:MET:HE3	1:A:396:CYS:SG	2.33	0.68
2:C:222:LYS:O	2:C:223:GLN:HB2	1.93	0.68
2:C:485:VAL:HG22	2:C:485:VAL:OXT	1.94	0.68
1:D:1209:ARG:HH21	2:F:253:ASP:N	1.92	0.68
1:D:147:SER:HB3	1:D:425:ALA:HB2	1.74	0.68
1:D:236:THR:OG1	1:D:237:SER:N	2.27	0.68
1:D:241:PRO:O	1:D:244:LEU:CG	2.40	0.68
1:D:407:PHE:HD1	1:D:411:LEU:HD21	1.57	0.68
1:D:603:MET:HB3	1:D:605:LEU:HD21	1.76	0.68
1:D:901:VAL:HG23	1:D:902:LEU:N	2.08	0.68
2:F:395:LEU:HB3	2:F:443:VAL:HG21	1.75	0.68
2:F:472:LYS:HA	2:F:475:LEU:HD11	1.76	0.68
1:A:583:PRO:O	1:A:585:TRP:N	2.25	0.68
1:A:744:ILE:CG1	1:A:745:PRO:CD	2.71	0.68
2:C:387:VAL:HA	2:C:443:VAL:O	1.93	0.68
2:C:456:ARG:HB2	2:C:463:LYS:CB	2.24	0.68
2:C:72:ILE:HD12	2:C:76:ARG:HE	1.57	0.68
1:D:1141:VAL:HG23	1:D:1146:ARG:HH21	1.58	0.68
1:D:371:LYS:HD3	1:D:392:LEU:CD2	2.23	0.68
1:D:499:LYS:HZ2	1:D:499:LYS:HB2	1.59	0.68
1:D:610:PHE:N	1:D:611:PRO:CD	2.51	0.68
1:D:660:CYS:HB2	1:D:745:PRO:CG	2.23	0.68
1:D:824:ALA:CA	1:D:827:ARG:HG3	2.24	0.68
1:D:831:TYR:HB2	1:D:837:TYR:OH	1.93	0.68
1:D:427:MET:O	1:D:846:THR:CG2	2.41	0.68
2:E:353:SER:CB	2:E:372:LEU:HD11	2.23	0.68
2:E:431:LYS:HG3	2:E:432:TYR:HD1	1.59	0.68
2:F:474:PHE:C	2:F:474:PHE:CD1	2.68	0.68
1:A:1005:VAL:CA	1:A:1008:LEU:HD13	2.18	0.67
1:A:359:ALA:HB2	1:A:407:PHE:CE2	2.26	0.67
1:A:382:MET:SD	1:A:385:ILE:CG2	2.82	0.67
1:A:76:ILE:CG1	1:A:911:HIS:NE2	2.57	0.67

Continued on next page...

Continued from previous page...

Atom-1	Atom-2	Interatomic distance (Å)	Clash overlap (Å)
2:B:133:HIS:NE2	2:C:231:ILE:CG2	2.57	0.67
2:B:395:LEU:HD11	2:B:443:VAL:HG12	1.76	0.67
2:C:306:LEU:O	2:C:306:LEU:HD12	1.94	0.67
2:C:439:PHE:CD1	2:C:458:ARG:CG	2.77	0.67
1:D:104:VAL:O	1:D:108:GLN:HG3	1.93	0.67
1:D:127:LEU:O	1:D:130:LEU:CD2	2.42	0.67
1:D:179:GLY:CA	1:D:182:GLY:N	2.57	0.67
1:D:312:TRP:CH2	1:D:346:ASP:O	2.47	0.67
1:D:600:PRO:HA	1:D:603:MET:HB2	1.77	0.67
1:D:726:LYS:O	1:D:727:ASP:CB	2.41	0.67
2:E:374:LEU:N	2:E:458:ARG:NH2	2.42	0.67
2:F:393:LEU:HD23	2:F:396:ARG:HG2	1.76	0.67
1:A:1117:LYS:O	1:A:1121:GLU:HG3	1.94	0.67
1:A:255:SER:HB2	1:A:257:THR:O	1.94	0.67
1:A:363:ARG:HH11	1:A:406:VAL:HA	1.58	0.67
1:A:869:ARG:O	1:A:872:SER:HB2	1.94	0.67
2:B:213:VAL:CA	2:B:235:THR:O	2.38	0.67
1:A:472:GLN:HB3	2:C:461:THR:HG23	1.76	0.67
1:D:177:ARG:HG2	1:D:178:TYR:H	1.58	0.67
1:D:316:LYS:CD	1:D:348:LEU:HD23	2.24	0.67
1:D:642:SER:N	1:D:645:VAL:HG21	2.08	0.67
1:D:791:ALA:C	1:D:795:ASN:HD21	1.96	0.67
1:D:847:ALA:HA	1:D:852:ARG:CA	2.24	0.67
2:E:129:ASP:CG	2:F:98:GLY:HA3	2.14	0.67
2:E:218:VAL:C	2:E:230:SER:HG	1.96	0.67
2:E:254:PHE:HA	2:E:257:ARG:HE	1.59	0.67
2:F:387:VAL:CG2	2:F:417:TYR:CA	2.65	0.67
1:A:1043:VAL:HG22	1:A:1046:GLU:CB	2.23	0.67
1:A:1047:ARG:CZ	1:A:1050:LYS:HD2	2.24	0.67
1:A:1236:GLN:H	1:A:1236:GLN:HE21	1.40	0.67
1:A:202:CYS:HB2	1:A:204:ALA:H	1.59	0.67
1:A:265:LEU:O	1:A:265:LEU:HD12	1.94	0.67
1:A:276:ALA:O	1:A:280:GLU:OE1	2.11	0.67
1:A:955:TYR:CD2	1:A:1102:GLN:NE2	2.62	0.67
2:B:69:LEU:HD21	2:B:351:TYR:CZ	2.30	0.67
1:D:119:PRO:C	1:D:121:PRO:HD2	2.15	0.67
1:D:177:ARG:H	1:D:218:SER:CB	2.06	0.67
1:D:273:PHE:HA	1:D:276:ALA:HB2	1.76	0.67
1:D:498:LYS:NZ	1:D:521:PRO:HB3	2.10	0.67
1:D:636:THR:HG22	1:D:637:GLY:N	2.10	0.67
1:D:770:PHE:CE1	1:D:968:GLN:HB3	2.29	0.67

Continued on next page...

Continued from previous page...

Atom-1	Atom-2	Interatomic distance (Å)	Clash overlap (Å)
2:E:270:PRO:O	2:E:273:PHE:HD2	1.77	0.67
2:F:134:LYS:HB3	2:F:180:LYS:CE	2.25	0.67
2:F:351:TYR:CD1	2:F:355:GLN:HG2	2.29	0.67
2:F:360:SER:CB	2:F:364:LYS:HD2	2.24	0.67
2:F:383:VAL:HG22	2:F:384:ALA:N	2.09	0.67
1:A:500:ALA:HB1	1:A:520:ALA:CB	2.24	0.67
1:A:80:SER:CB	1:A:125:LEU:HD21	2.24	0.67
1:A:873:GLU:OE1	1:A:875:LYS:HG3	1.94	0.67
2:B:217:PRO:C	2:B:231:ILE:HA	2.14	0.67
2:B:475:LEU:C	2:B:479:ILE:HD13	2.15	0.67
2:C:389:ARG:CD	2:C:390:GLY:H	2.06	0.67
2:C:78:PHE:CD1	2:C:102:LEU:HD22	2.30	0.67
1:D:273:PHE:HA	1:D:276:ALA:CB	2.24	0.67
1:D:483:PRO:O	1:D:486:TRP:N	2.26	0.67
1:D:515:ILE:CG1	1:D:568:GLY:O	2.42	0.67
1:D:548:CYS:C	1:D:551:LYS:CD	2.54	0.67
1:D:607:TRP:CB	1:D:779:LEU:HD23	2.19	0.67
1:D:847:ALA:HA	1:D:852:ARG:CB	2.25	0.67
1:D:112:LEU:HD23	1:D:917:GLY:O	1.94	0.67
2:E:272:ASN:HA	2:E:292:ASN:HD22	1.55	0.67
2:E:129:ASP:OD2	2:F:98:GLY:HA3	1.94	0.67
1:A:278:ILE:HD13	1:A:291:PHE:CD1	2.28	0.67
1:A:503:VAL:HG21	1:A:521:PRO:HA	1.74	0.67
1:A:564:GLN:CA	1:A:564:GLN:HE21	2.08	0.67
1:A:711:ALA:O	1:A:712:VAL:CG2	2.42	0.67
2:B:116:THR:O	2:B:121:PHE:HD2	1.77	0.67
2:B:125:VAL:HG22	2:B:207:GLY:H	1.57	0.67
2:B:336:LEU:HD21	2:B:338:VAL:CG2	2.19	0.67
2:B:426:GLU:N	2:B:426:GLU:OE1	2.27	0.67
2:C:309:HIS:HB3	2:C:310:GLU:OE1	1.94	0.67
2:C:326:ASP:CG	2:C:327:GLY:N	2.46	0.67
1:D:1224:ILE:HD13	1:D:1224:ILE:C	2.15	0.67
1:D:512:LYS:HG2	1:D:570:PRO:HG3	1.77	0.67
1:D:792:LEU:HA	1:D:795:ASN:ND2	2.09	0.67
1:D:801:TRP:HH2	1:D:805:HIS:ND1	1.93	0.67
1:D:272:SER:HB3	1:D:843:GLN:NE2	2.10	0.67
1:D:995:TYR:CG	1:D:995:TYR:O	2.47	0.67
2:E:217:PRO:HA	2:E:231:ILE:HG23	1.77	0.67
2:E:335:VAL:HG22	2:E:336:LEU:N	2.10	0.67
2:F:208:LEU:CD1	2:F:240:VAL:CB	2.62	0.67
2:F:213:VAL:HG23	2:F:235:THR:OG1	1.95	0.67

Continued on next page...

Continued from previous page...

Atom-1	Atom-2	Interatomic distance (Å)	Clash overlap (Å)
2:F:314:MET:CE	2:F:315:TYR:HE2	2.07	0.67
2:F:387:VAL:HA	2:F:443:VAL:CG2	2.05	0.67
2:F:467:HIS:O	2:F:471:LEU:HD11	1.93	0.67
1:A:1040:LYS:O	1:A:1044:VAL:HB	1.94	0.67
1:A:769:ASP:OD2	1:A:770:PHE:CD2	2.47	0.67
1:A:798:ILE:HD11	1:A:802:ARG:HE	1.59	0.67
1:A:296:SER:CB	1:A:846:THR:O	2.43	0.67
2:B:343:ASP:HB3	2:B:344:ARG:NE	2.08	0.67
2:B:69:LEU:HD12	2:B:70:LEU:N	2.09	0.67
2:C:306:LEU:H	2:C:335:VAL:HG11	1.56	0.67
1:D:1010:LEU:N	1:D:1011:PRO:HD2	2.08	0.67
1:D:297:MET:SD	1:D:411:LEU:HD13	2.35	0.67
1:D:439:GLN:HG2	1:D:835:GLY:HA3	1.76	0.67
1:D:461:LYS:HA	1:D:464:MET:CE	2.24	0.67
1:D:591:LEU:HD12	1:D:591:LEU:O	1.94	0.67
1:D:613:HIS:ND1	1:D:717:LEU:HD22	2.09	0.67
2:E:266:PHE:O	2:E:349:TYR:HE1	1.77	0.67
2:F:127:PRO:HD2	2:F:128:VAL:H	1.56	0.67
2:F:456:ARG:HG2	2:F:457:SER:N	2.10	0.67
1:A:1030:ARG:CD	1:A:1040:LYS:NZ	2.58	0.67
1:A:169:TRP:O	1:A:170:ALA:CB	2.43	0.67
1:A:414:PHE:HA	1:A:417:ARG:HB2	1.75	0.67
1:A:720:THR:HG23	1:A:721:ALA:N	2.08	0.67
2:B:343:ASP:CB	2:B:344:ARG:HE	2.07	0.67
1:D:1006:ARG:NH2	1:D:1017:GLY:HA3	2.09	0.67
1:D:516:GLU:HA	1:D:565:HIS:HE1	1.57	0.67
1:D:904:ASP:CG	1:D:915:ALA:HB3	2.15	0.67
2:E:105:GLU:O	2:E:108:LYS:HG2	1.94	0.67
2:E:244:PRO:HG3	2:E:326:ASP:OD2	1.95	0.67
2:F:372:LEU:HD21	2:F:435:MET:O	1.95	0.67
1:A:245:ILE:CD1	1:A:246:PRO:HD3	2.24	0.67
1:A:308:GLN:HB3	1:A:1090:GLU:HA	1.76	0.67
1:A:386:ARG:HA	1:A:389:PHE:HB3	1.76	0.67
1:A:473:LEU:HD23	1:A:473:LEU:N	2.09	0.67
1:A:904:ASP:CB	1:A:910:MET:O	2.42	0.67
2:C:193:TYR:HB2	2:C:242:PHE:CE2	2.29	0.67
1:D:206:GLY:CA	1:D:245:ILE:HG22	2.24	0.67
1:D:550:GLN:N	1:D:551:LYS:HE3	2.10	0.67
1:D:652:ILE:O	1:D:656:TYR:HD2	1.76	0.67
1:D:660:CYS:SG	1:D:661:LEU:N	2.68	0.67
2:E:448:LEU:O	2:E:450:ASN:N	2.27	0.67

Continued on next page...

Continued from previous page...

Atom-1	Atom-2	Interatomic distance (Å)	Clash overlap (Å)
2:F:240:VAL:O	2:F:336:LEU:HD13	1.95	0.67
2:F:344:ARG:CA	2:F:347:LEU:HD13	2.25	0.67
2:F:454:HIS:NE2	2:F:472:LYS:HD3	2.09	0.67
2:F:79:LEU:HA	2:F:99:PHE:HA	1.77	0.67
1:A:1046:GLU:OE1	1:A:1049:TRP:CB	2.43	0.67
1:A:276:ALA:HA	1:A:279:ARG:CB	2.24	0.67
1:A:439:GLN:NE2	1:A:837:TYR:HE2	1.92	0.67
1:A:941:ILE:HG23	1:A:942:SER:N	2.10	0.67
1:A:973:LEU:HB3	1:A:977:GLU:HB2	1.76	0.67
2:B:323:HIS:HB2	2:B:332:VAL:HA	1.73	0.67
2:B:93:SER:C	2:B:95:CYS:H	1.98	0.67
2:C:239:LEU:H	2:C:338:VAL:CG1	2.03	0.67
2:C:455:LEU:HB3	2:C:456:ARG:CZ	2.25	0.67
1:D:1029:GLN:HE21	1:D:1030:ARG:HH21	1.43	0.67
1:D:853:ARG:NH1	1:D:1105:ALA:HB3	2.09	0.67
1:D:285:GLN:HE22	1:D:1128:ARG:CG	2.07	0.67
1:D:1154:GLN:O	1:D:1157:ASN:HB2	1.94	0.67
1:D:245:ILE:HG13	1:D:246:PRO:HD3	1.75	0.67
1:D:401:TRP:HD1	1:D:404:HIS:CD2	2.13	0.67
1:D:647:CYS:SG	1:D:648:PRO:HD2	2.35	0.67
2:E:257:ARG:O	2:E:261:GLN:HG3	1.95	0.67
2:E:370:LYS:HG3	2:E:434:GLU:OE2	1.95	0.67
2:F:211:ILE:HG23	2:F:236:GLU:O	1.95	0.67
2:F:471:LEU:CA	2:F:474:PHE:HD2	2.08	0.67
1:A:996:ARG:HH11	1:A:1000:GLU:HB3	1.57	0.67
1:A:426:GLY:HA2	1:A:1117:LYS:NZ	2.10	0.67
1:A:297:MET:O	1:A:300:ALA:HB3	1.95	0.67
1:A:953:ARG:HD3	1:A:986:TYR:CE2	2.30	0.67
1:D:364:VAL:O	1:D:364:VAL:CG1	2.43	0.67
1:D:466:LEU:HD13	1:D:466:LEU:N	2.10	0.67
1:D:847:ALA:CA	1:D:852:ARG:HA	2.24	0.67
1:D:902:LEU:HD11	1:D:1168:LEU:HD22	1.75	0.67
2:E:445:GLU:OE2	2:E:446:THR:N	2.26	0.67
2:F:277:ASP:CG	2:F:287:ASN:HB3	2.15	0.67
2:F:300:ILE:HG23	2:F:342:LEU:HD11	1.75	0.67
2:F:368:HIS:O	2:F:368:HIS:ND1	2.28	0.67
2:F:391:PRO:HD2	2:F:394:GLU:HG2	1.77	0.67
1:A:1000:GLU:O	1:A:1004:LEU:HB2	1.95	0.66
1:A:1131:ILE:HG23	1:A:1132:SER:N	2.07	0.66
1:A:1165:ALA:CB	1:A:1173:LEU:HG	2.25	0.66
1:A:270:ASN:C	1:A:271:VAL:HG23	2.16	0.66

Continued on next page...

Continued from previous page...

Atom-1	Atom-2	Interatomic distance (Å)	Clash overlap (Å)
1:A:660:CYS:HB2	1:A:745:PRO:CG	2.25	0.66
1:A:875:LYS:O	1:A:878:VAL:CG2	2.39	0.66
1:A:859:TRP:HZ3	1:A:878:VAL:HG13	1.60	0.66
1:A:893:SER:HB2	1:A:896:LEU:CD2	2.25	0.66
1:A:996:ARG:HD2	1:A:1000:GLU:O	1.94	0.66
2:B:101:PRO:N	2:C:128:VAL:HG21	2.10	0.66
2:B:183:GLU:O	2:B:214:CYS:SG	2.53	0.66
2:C:129:ASP:OD1	2:C:131:LEU:CD2	2.43	0.66
2:C:204:LEU:HD21	2:C:206:TYR:CG	2.31	0.66
2:C:305:ASN:HA	2:C:335:VAL:HG11	1.76	0.66
1:D:194:ALA:CB	1:D:265:LEU:HB2	2.25	0.66
1:D:249:VAL:CG2	1:D:250:PRO:CD	2.73	0.66
1:D:259:ARG:HA	1:D:259:ARG:NE	2.05	0.66
1:D:504:LYS:O	1:D:504:LYS:HG3	1.95	0.66
1:D:564:GLN:C	1:D:566:LEU:O	2.32	0.66
2:E:410:GLY:C	2:E:411:ILE:HD12	2.15	0.66
2:F:241:TRP:CD1	2:F:243:THR:CG2	2.78	0.66
1:A:110:HIS:O	1:A:112:LEU:HD12	1.94	0.66
1:A:253:ALA:HB2	1:A:280:GLU:C	2.15	0.66
1:A:612:LEU:HD21	1:A:614:TYR:O	1.94	0.66
1:A:633:LYS:HD2	1:A:634:LEU:N	2.11	0.66
2:C:236:GLU:HA	2:C:341:ASP:CG	2.16	0.66
2:C:209:ALA:CB	2:C:238:SER:O	2.42	0.66
2:C:353:SER:HB2	2:C:373:LYS:H	1.59	0.66
1:D:1009:ASN:C	1:D:1010:LEU:HG	2.13	0.66
1:D:1015:THR:OG1	1:D:1022:LEU:HD23	1.94	0.66
1:D:270:ASN:CA	1:D:294:THR:CG2	2.71	0.66
1:D:270:ASN:HA	1:D:294:THR:OG1	1.95	0.66
1:D:298:HIS:CD2	1:D:411:LEU:HD23	2.29	0.66
1:D:417:ARG:C	1:D:418:CYS:SG	2.74	0.66
1:D:822:PRO:O	1:D:826:ILE:HD13	1.94	0.66
1:D:923:GLY:C	1:D:931:LEU:HD11	2.15	0.66
2:E:72:ILE:HD11	2:E:370:LYS:CE	2.25	0.66
2:E:394:GLU:O	2:E:397:GLN:HB2	1.94	0.66
2:F:298:GLU:OE1	2:F:344:ARG:NH2	2.28	0.66
1:A:1016:GLU:OE2	1:A:1022:LEU:CD2	2.42	0.66
1:A:1037:GLN:C	1:A:1039:LYS:N	2.46	0.66
1:A:1113:LEU:HB2	1:A:1117:LYS:HZ2	1.61	0.66
1:A:1129:PHE:CD2	1:A:1138:ARG:O	2.48	0.66
1:A:241:PRO:CA	1:A:244:LEU:HB2	2.23	0.66
1:A:355:SER:HA	1:A:407:PHE:HE1	1.61	0.66

Continued on next page...

Continued from previous page...

Atom-1	Atom-2	Interatomic distance (Å)	Clash overlap (Å)
1:A:609:GLY:H	1:A:610:PHE:HD2	1.44	0.66
1:A:756:ASP:HB3	1:A:1057:MET:CG	2.12	0.66
1:A:74:LEU:C	1:A:76:ILE:N	2.42	0.66
2:B:113:GLU:O	2:B:262:TRP:HZ2	1.78	0.66
2:C:245:PRO:HG2	2:C:246:ARG:HD3	1.77	0.66
2:C:342:LEU:CB	2:C:344:ARG:HD3	2.25	0.66
2:C:358:GLU:HA	2:C:361:PHE:HB2	1.78	0.66
2:C:403:PHE:HD1	2:C:417:TYR:OH	1.78	0.66
1:D:224:CYS:C	1:D:228:LEU:HD23	2.15	0.66
1:D:269:HIS:CE1	1:D:291:PHE:CA	2.78	0.66
1:D:307:PHE:O	1:D:311:LEU:HD12	1.96	0.66
2:E:76:ARG:HE	2:E:431:LYS:HE3	1.60	0.66
2:F:125:VAL:CG2	2:F:126:PHE:N	2.55	0.66
2:F:314:MET:HE3	2:F:315:TYR:HE2	1.59	0.66
2:F:303:LEU:CB	2:F:337:SER:OG	2.43	0.66
2:F:367:LEU:O	2:F:369:ARG:HD2	1.95	0.66
1:A:402:ALA:O	1:A:406:VAL:N	2.22	0.66
2:B:260:LEU:O	2:B:264:ARG:CG	2.43	0.66
2:B:67:GLU:HB3	2:B:70:LEU:HD13	1.75	0.66
2:C:372:LEU:HD12	2:C:373:LYS:N	2.11	0.66
1:A:552:LEU:HD22	2:C:448:LEU:CD2	2.25	0.66
1:D:1049:TRP:C	1:D:1052:GLY:H	1.99	0.66
1:D:1208:ARG:NH2	2:F:285:LYS:CD	2.50	0.66
1:D:140:ARG:HH11	1:D:140:ARG:CG	2.08	0.66
1:D:768:LYS:O	1:D:772:PRO:HD2	1.95	0.66
1:D:949:PHE:O	1:D:953:ARG:N	2.28	0.66
1:D:1209:ARG:HG3	2:F:249:ASN:CB	2.26	0.66
2:F:325:ARG:HG3	2:F:325:ARG:NH1	1.99	0.66
1:A:1019:TRP:O	1:A:1020:ILE:HG22	1.94	0.66
1:A:1131:ILE:HG21	1:A:1138:ARG:H	1.55	0.66
1:A:213:VAL:O	1:A:401:TRP:CZ2	2.48	0.66
1:A:515:ILE:CG2	1:A:565:HIS:HA	2.15	0.66
1:A:744:ILE:HG12	1:A:745:PRO:CD	2.24	0.66
1:A:962:ALA:CB	1:A:986:TYR:OH	2.39	0.66
2:C:129:ASP:O	2:C:130:ALA:HB3	1.94	0.66
2:C:208:LEU:CD1	2:C:240:VAL:CB	2.68	0.66
2:C:335:VAL:CG2	2:C:336:LEU:N	2.57	0.66
2:C:435:MET:SD	2:C:435:MET:O	2.53	0.66
2:C:454:HIS:CA	2:C:468:ILE:HD12	2.23	0.66
1:D:857:PRO:O	1:D:1062:GLU:OE2	2.13	0.66
1:D:271:VAL:HA	1:D:293:ASP:OD2	1.96	0.66

Continued on next page...

Continued from previous page...

Atom-1	Atom-2	Interatomic distance (Å)	Clash overlap (Å)
1:D:307:PHE:CD1	1:D:307:PHE:N	2.63	0.66
1:D:408:GLN:O	1:D:411:LEU:HD12	1.95	0.66
1:D:550:GLN:H	1:D:551:LYS:NZ	1.92	0.66
1:D:923:GLY:CA	1:D:931:LEU:HD11	2.26	0.66
1:D:914:THR:OG1	1:D:999:ASP:CG	2.34	0.66
2:E:109:ASN:HD22	2:E:378:LEU:C	1.99	0.66
2:F:209:ALA:HB2	2:F:239:LEU:HA	1.76	0.66
2:F:445:GLU:C	2:F:447:THR:N	2.43	0.66
1:A:308:GLN:HB3	1:A:1090:GLU:CB	2.25	0.66
1:A:559:LEU:HD23	1:A:560:PRO:CD	2.26	0.66
2:B:323:HIS:HA	2:B:333:PRO:CD	2.25	0.66
2:C:288:LYS:HB2	2:C:290:TYR:OH	1.96	0.66
1:D:240:SER:HB2	1:D:241:PRO:HD3	1.77	0.66
1:D:374:ARG:HD3	1:D:392:LEU:CD2	2.23	0.66
2:E:402:LEU:O	2:E:406:LEU:HD23	1.94	0.66
2:E:132:HIS:HB2	2:F:233:GLU:CD	2.16	0.66
2:F:353:SER:HB2	2:F:373:LYS:N	2.08	0.66
2:F:368:HIS:NE2	2:F:370:LYS:CD	2.58	0.66
1:D:552:LEU:O	2:F:452:LEU:HD21	1.96	0.66
2:F:81:GLY:HA3	2:F:97:PRO:CG	2.25	0.66
1:A:436:PRO:HD2	1:A:879:GLN:CD	2.15	0.66
1:A:515:ILE:N	1:A:515:ILE:HD12	2.11	0.66
1:A:597:ARG:O	1:A:598:VAL:HB	1.96	0.66
1:A:652:ILE:O	1:A:655:LEU:HG	1.95	0.66
2:B:235:THR:H	2:B:343:ASP:HB2	1.60	0.66
2:B:425:LEU:HD23	2:B:425:LEU:O	1.96	0.66
1:D:1175:GLN:O	1:D:1177:VAL:N	2.28	0.66
1:D:418:CYS:N	1:D:419:PRO:HD3	2.10	0.66
1:D:577:CYS:C	1:D:579:ARG:N	2.36	0.66
1:D:870:VAL:HG13	1:D:871:GLY:N	2.10	0.66
2:E:108:LYS:NZ	2:E:108:LYS:HB2	2.11	0.66
2:F:242:PHE:HB3	2:F:333:PRO:CB	2.18	0.66
1:D:1209:ARG:NH2	2:F:253:ASP:CA	2.50	0.66
2:F:344:ARG:CA	2:F:347:LEU:HD22	2.25	0.66
2:F:413:VAL:HG12	2:F:414:TRP:N	2.10	0.66
2:F:469:SER:O	2:F:472:LYS:HB2	1.95	0.66
1:A:1002:GLU:O	1:A:1006:ARG:N	2.26	0.66
1:A:717:LEU:O	1:A:721:ALA:CB	2.44	0.66
1:A:769:ASP:O	1:A:772:PRO:HD2	1.96	0.66
1:A:439:GLN:HG3	1:A:836:LEU:H	1.59	0.66
1:A:858:THR:HB	1:A:859:TRP:CD1	2.31	0.66

Continued on next page...

Continued from previous page...

Atom-1	Atom-2	Interatomic distance (Å)	Clash overlap (Å)
2:B:204:LEU:HD22	2:B:205:PRO:HB3	1.77	0.66
2:B:323:HIS:CB	2:B:332:VAL:CA	2.71	0.66
2:C:302:THR:C	2:C:303:LEU:HD12	2.16	0.66
2:C:395:LEU:CD1	2:C:444:THR:HA	2.25	0.66
1:D:1165:ALA:CB	1:D:1173:LEU:CD1	2.72	0.66
1:D:176:THR:N	1:D:185:VAL:CG1	2.59	0.66
1:D:386:ARG:HA	1:D:389:PHE:CD2	2.31	0.66
1:D:657:ARG:HA	1:D:660:CYS:HB3	1.77	0.66
1:D:771:LEU:HD12	1:D:771:LEU:N	2.11	0.66
1:D:802:ARG:CG	1:D:803:ASN:OD1	2.44	0.66
1:D:826:ILE:HG12	1:D:827:ARG:N	2.10	0.66
1:D:87:ILE:HG22	1:D:88:PHE:H	1.61	0.66
2:E:380:PRO:HG3	2:E:438:LEU:HD13	1.77	0.66
2:E:424:SER:C	2:E:428:LEU:HD11	2.16	0.66
2:E:475:LEU:HB3	2:E:479:ILE:HD11	1.78	0.66
2:F:415:PRO:HB3	2:F:417:TYR:HE2	1.57	0.66
1:A:1006:ARG:O	1:A:1010:LEU:HD12	1.95	0.66
1:A:1007:GLU:O	1:A:1011:PRO:CD	2.44	0.66
1:A:355:SER:O	1:A:358:LEU:HG	1.96	0.66
1:A:522:GLY:O	1:A:524:PRO:HD3	1.95	0.66
2:C:439:PHE:HD1	2:C:458:ARG:CG	2.07	0.66
1:D:652:ILE:CA	1:D:655:LEU:HG	2.18	0.66
2:F:306:LEU:HD11	2:F:310:GLU:OE1	1.96	0.66
1:A:1047:ARG:NH1	1:A:1050:LYS:HB2	2.11	0.66
1:A:885:THR:C	1:A:1146:ARG:HE	1.99	0.66
1:A:192:GLU:OE1	1:A:265:LEU:HD23	1.96	0.66
1:A:271:VAL:HG21	1:A:295:MET:HE3	1.77	0.66
1:A:298:HIS:HE2	1:A:351:SER:C	2.00	0.66
1:A:346:ASP:OD2	1:A:1040:LYS:HD2	1.97	0.66
1:A:166:PRO:HG3	1:A:398:GLN:OE1	1.96	0.66
1:A:522:GLY:C	1:A:524:PRO:HD3	2.16	0.66
1:A:732:TYR:CD1	1:A:755:LYS:NZ	2.62	0.66
1:A:830:ASP:C	1:A:831:TYR:HD1	2.00	0.66
1:A:989:THR:CA	1:A:998:SER:OG	2.44	0.66
2:B:453:ILE:H	2:B:453:ILE:HD13	1.60	0.66
2:B:70:LEU:HD22	2:B:88:ARG:NH1	2.05	0.66
2:B:74:GLN:O	2:B:77:HIS:N	2.29	0.66
2:B:231:ILE:CD1	2:C:135:PRO:HG3	2.25	0.66
1:D:873:GLU:HB3	1:D:1200:PRO:HD2	1.78	0.66
1:D:194:ALA:CA	1:D:265:LEU:HB2	2.25	0.66
1:D:457:ARG:HA	1:D:460:LYS:CD	2.26	0.66

Continued on next page...

Continued from previous page...

Atom-1	Atom-2	Interatomic distance (Å)	Clash overlap (Å)
1:D:580:LEU:HD21	1:D:593:SER:OG	1.96	0.66
1:D:601:LYS:HD2	1:D:616:GLU:CG	2.26	0.66
1:D:658:LYS:HE2	1:D:713:PRO:HB2	1.76	0.66
1:D:719:LEU:HD12	1:D:720:THR:OG1	1.95	0.66
1:D:737:GLY:N	1:D:750:PHE:CE1	2.64	0.66
1:D:736:ASN:HB3	1:D:748:TRP:O	1.96	0.66
1:D:798:ILE:CG2	1:D:869:ARG:NH2	2.56	0.66
2:F:317:GLY:CA	2:F:320:SER:CB	2.72	0.66
1:A:1207:GLU:CA	1:A:1210:TYR:HD1	2.09	0.65
1:A:432:VAL:HG12	1:A:432:VAL:O	1.95	0.65
1:A:606:THR:H	1:A:613:HIS:HA	1.60	0.65
1:A:659:HIS:ND1	1:A:716:PRO:HA	2.11	0.65
1:A:768:LYS:HG2	1:A:769:ASP:H	1.59	0.65
1:A:861:THR:HG22	1:A:861:THR:O	1.96	0.65
1:A:884:TYR:N	1:A:884:TYR:CD1	2.65	0.65
1:A:905:ALA:N	1:A:910:MET:HA	2.11	0.65
1:D:1015:THR:HG23	1:D:1026:ARG:CB	2.25	0.65
1:D:1131:ILE:CD1	1:D:1138:ARG:HB2	2.27	0.65
1:D:1165:ALA:HB2	1:D:1173:LEU:CD1	2.14	0.65
1:D:175:TRP:HB2	1:D:185:VAL:HG22	1.78	0.65
1:D:208:CYS:SG	1:D:244:LEU:CD1	2.84	0.65
1:D:292:LEU:HD23	1:D:297:MET:CE	2.26	0.65
1:D:307:PHE:HD1	1:D:307:PHE:N	1.93	0.65
1:D:481:GLU:O	1:D:482:ASP:CG	2.34	0.65
1:D:485:LEU:O	1:D:489:GLU:HG3	1.96	0.65
1:D:504:LYS:O	1:D:504:LYS:CG	2.44	0.65
1:D:608:ASP:OD1	1:D:611:PRO:N	2.29	0.65
1:D:616:GLU:O	1:D:725:PRO:CD	2.37	0.65
1:D:618:HIS:CB	1:D:725:PRO:HG2	2.25	0.65
1:D:664:GLY:HA2	1:D:667:GLN:HG3	1.77	0.65
2:E:263:TRP:CZ3	2:E:300:ILE:HD12	2.31	0.65
2:E:79:LEU:C	2:E:100:GLY:HA3	2.17	0.65
2:F:347:LEU:HA	2:F:350:LEU:HD11	1.76	0.65
1:A:271:VAL:CG2	1:A:295:MET:HE3	2.27	0.65
1:A:309:ARG:HH12	1:A:352:SER:HA	1.61	0.65
1:A:616:GLU:CD	1:A:724:GLY:H	2.00	0.65
1:A:601:LYS:NZ	1:A:721:ALA:O	2.28	0.65
1:A:588:GLY:CA	1:A:806:LYS:NZ	2.59	0.65
1:A:879:GLN:CA	1:A:879:GLN:HE21	2.08	0.65
2:B:122:ARG:HD3	2:B:124:GLN:NE2	2.11	0.65
2:B:215:PHE:HE2	2:B:233:GLU:HG2	1.60	0.65

Continued on next page...

Continued from previous page...

Atom-1	Atom-2	Interatomic distance (Å)	Clash overlap (Å)
2:B:407:LEU:HD21	2:C:120:VAL:CA	2.14	0.65
2:B:74:GLN:HB2	2:B:77:HIS:HD2	1.62	0.65
2:C:406:LEU:HA	2:C:409:ASN:HD22	1.57	0.65
2:C:447:THR:HG22	2:C:455:LEU:HD11	1.77	0.65
2:C:80:SER:OG	2:C:99:PHE:O	2.12	0.65
1:D:1131:ILE:HD11	1:D:1138:ARG:HB2	1.78	0.65
1:D:1138:ARG:HG2	1:D:1138:ARG:NH1	2.07	0.65
1:D:78:MET:HE3	1:D:121:PRO:HB2	1.77	0.65
1:D:641:GLU:O	1:D:645:VAL:HG21	1.96	0.65
1:D:711:ALA:C	1:D:713:PRO:HD3	2.16	0.65
1:D:275:ARG:CZ	1:D:843:GLN:HG2	2.26	0.65
1:D:900:ALA:C	1:D:915:ALA:HB1	2.16	0.65
1:D:923:GLY:O	1:D:927:ARG:O	2.14	0.65
1:D:948:ILE:HG21	1:D:1071:ARG:CB	2.25	0.65
2:E:101:PRO:HD3	2:F:128:VAL:HG21	1.78	0.65
2:E:437:ILE:O	2:E:458:ARG:HD3	1.95	0.65
2:F:336:LEU:HD23	2:F:337:SER:C	2.16	0.65
2:F:395:LEU:HD23	2:F:448:LEU:HD11	1.77	0.65
2:F:69:LEU:HD23	2:F:351:TYR:CE1	2.29	0.65
1:A:303:GLY:O	1:A:1025:LEU:CD1	2.44	0.65
1:A:190:PRO:HB3	1:A:192:GLU:HG3	1.78	0.65
1:A:253:ALA:O	1:A:254:SER:HB3	1.95	0.65
1:A:298:HIS:NE2	1:A:358:LEU:HD22	2.11	0.65
1:A:474:LEU:CD1	1:A:474:LEU:N	2.59	0.65
1:A:612:LEU:HD23	1:A:620:TRP:CB	2.26	0.65
1:A:601:LYS:HD2	1:A:616:GLU:HB3	1.78	0.65
1:A:664:GLY:HA2	1:A:667:GLN:HE21	1.61	0.65
1:A:898:ILE:CG1	1:A:899:ALA:N	2.59	0.65
2:B:289:LEU:HB3	2:B:300:ILE:CG1	2.27	0.65
2:B:303:LEU:HD12	2:B:303:LEU:N	2.11	0.65
2:C:204:LEU:HG	2:C:206:TYR:HB3	1.77	0.65
2:C:270:PRO:HA	2:C:273:PHE:CD2	2.32	0.65
2:C:423:SER:HB2	2:C:427:GLN:OE1	1.96	0.65
2:C:439:PHE:HB3	2:C:458:ARG:HB2	1.78	0.65
1:D:999:ASP:O	1:D:1001:GLY:N	2.30	0.65
1:D:1008:LEU:O	1:D:1011:PRO:HD2	1.96	0.65
1:D:1141:VAL:HG23	1:D:1146:ARG:NH2	2.10	0.65
1:D:297:MET:CG	1:D:411:LEU:HD22	2.21	0.65
1:D:80:SER:HB2	1:D:125:LEU:CB	2.27	0.65
1:D:798:ILE:HG22	1:D:869:ARG:NH1	2.10	0.65
1:A:1026:ARG:HB3	1:A:1029:GLN:NE2	2.10	0.65

Continued on next page...

Continued from previous page...

Atom-1	Atom-2	Interatomic distance (Å)	Clash overlap (Å)
1:A:1200:PRO:C	1:A:1202:ASN:N	2.42	0.65
1:A:213:VAL:HG21	1:A:397:ALA:HA	1.78	0.65
1:A:498:LYS:HE2	1:A:499:LYS:N	2.08	0.65
1:A:612:LEU:CD2	1:A:621:GLY:N	2.50	0.65
2:B:229:LYS:N	2:B:229:LYS:HD2	2.10	0.65
2:B:269:SER:O	2:B:271:SER:N	2.27	0.65
2:C:209:ALA:HB2	2:C:239:LEU:HA	1.77	0.65
2:C:353:SER:CB	2:C:373:LYS:O	2.44	0.65
1:A:553:LYS:HD2	2:C:468:ILE:HG22	1.79	0.65
1:D:1048:ALA:O	1:D:1052:GLY:N	2.29	0.65
1:D:267:VAL:O	1:D:269:HIS:CE1	2.49	0.65
1:D:458:GLU:N	1:D:460:LYS:HZ2	1.94	0.65
1:D:461:LYS:HA	1:D:464:MET:HE3	1.78	0.65
1:D:798:ILE:HA	1:D:869:ARG:NH2	2.12	0.65
2:E:130:ALA:N	2:E:210:GLN:HE22	1.94	0.65
2:E:400:GLN:O	2:E:403:PHE:N	2.30	0.65
2:F:197:LEU:HD11	2:F:322:LEU:CD2	2.27	0.65
2:F:342:LEU:CB	2:F:344:ARG:HB2	2.27	0.65
2:F:294:PRO:HG3	2:F:355:GLN:NE2	2.11	0.65
1:A:1060:LYS:CD	1:A:1073:PRO:HB2	2.25	0.65
1:A:1133:ILE:HD13	1:A:1134:HIS:HB2	1.78	0.65
1:A:1164:PHE:HD2	1:A:1168:LEU:HD11	1.60	0.65
1:A:87:ILE:CG2	1:A:1166:TYR:OH	2.44	0.65
1:A:601:LYS:HE2	1:A:616:GLU:OE2	1.96	0.65
1:A:624:VAL:O	1:A:745:PRO:O	2.15	0.65
2:C:200:VAL:HG12	2:C:200:VAL:O	1.95	0.65
2:C:387:VAL:HG12	2:C:443:VAL:HB	1.79	0.65
1:A:556:THR:CG2	2:C:452:LEU:CB	2.75	0.65
1:D:308:GLN:NE2	1:D:1027:LYS:NZ	2.44	0.65
1:D:279:ARG:HB3	1:D:841:LEU:CB	2.24	0.65
1:D:407:PHE:CD1	1:D:407:PHE:C	2.70	0.65
1:D:721:ALA:O	1:D:722:ARG:HB2	1.96	0.65
1:D:732:TYR:HD2	1:D:732:TYR:N	1.92	0.65
1:D:783:PRO:HG2	1:D:784:GLY:H	1.61	0.65
1:D:275:ARG:HH21	1:D:842:PRO:CA	2.09	0.65
1:D:955:TYR:HB3	1:D:1098:ASN:CG	2.16	0.65
2:E:283:GLY:HA3	2:E:306:LEU:CA	2.24	0.65
2:E:323:HIS:O	2:E:324:GLY:C	2.34	0.65
2:E:417:TYR:CD1	2:E:418:LEU:HG	2.31	0.65
2:F:431:LYS:HZ1	2:F:435:MET:HG2	1.60	0.65
1:A:136:ASP:O	1:A:140:ARG:HG2	1.97	0.65

Continued on next page...

Continued from previous page...

Atom-1	Atom-2	Interatomic distance (Å)	Clash overlap (Å)
1:A:211:LEU:HG	1:A:221:TYR:CB	2.26	0.65
1:A:305:SER:HB2	1:A:308:GLN:HG3	1.77	0.65
1:A:660:CYS:SG	1:A:745:PRO:CG	2.83	0.65
1:A:862:ALA:HB1	1:A:875:LYS:HE3	1.79	0.65
2:B:306:LEU:O	2:B:308:ASP:N	2.29	0.65
2:C:204:LEU:CD2	2:C:206:TYR:CG	2.80	0.65
1:D:203:LEU:O	1:D:204:ALA:C	2.35	0.65
1:D:177:ARG:HE	1:D:216:SER:H	1.43	0.65
1:D:313:ILE:HG13	1:D:314:ALA:H	1.62	0.65
1:D:371:LYS:HE2	1:D:396:CYS:SG	2.37	0.65
1:D:546:ARG:C	1:D:551:LYS:NZ	2.49	0.65
1:D:668:LEU:O	1:D:671:GLN:CB	2.35	0.65
1:D:741:ASP:O	1:D:742:VAL:HB	1.95	0.65
1:D:768:LYS:CA	1:D:772:PRO:HG3	2.26	0.65
1:D:776:ASP:CB	1:D:796:LYS:HZ3	2.10	0.65
1:D:780:GLN:OE1	1:D:780:GLN:CA	2.45	0.65
1:D:798:ILE:N	1:D:869:ARG:NH1	2.45	0.65
1:D:929:THR:O	1:D:933:SER:HB3	1.96	0.65
1:D:983:GLN:HA	1:D:983:GLN:HE21	1.62	0.65
2:E:372:LEU:O	2:E:458:ARG:HD2	1.96	0.65
1:A:392:LEU:O	1:A:395:TYR:N	2.24	0.65
1:A:479:TYR:O	1:A:480:LYS:CG	2.40	0.65
1:A:966:LEU:HD12	1:A:967:MET:N	2.12	0.65
1:A:784:GLY:HA3	2:C:363:ARG:HG2	1.78	0.65
1:D:301:ILE:O	1:D:1024:ASP:HB2	1.97	0.65
1:D:876:ALA:CA	1:D:1189:LEU:HB2	2.23	0.65
1:D:177:ARG:HB3	1:D:218:SER:CB	2.22	0.65
1:D:175:TRP:CZ2	1:D:183:GLU:HG3	2.31	0.65
1:D:406:VAL:HG22	1:D:407:PHE:N	2.10	0.65
1:D:913:CYS:O	1:D:917:GLY:CA	2.45	0.65
1:D:996:ARG:N	1:D:996:ARG:HD3	2.10	0.65
2:E:200:VAL:O	2:F:418:LEU:HD21	1.96	0.65
2:F:270:PRO:HA	2:F:273:PHE:CD2	2.32	0.65
2:F:375:HIS:HB3	2:F:378:LEU:HD22	1.77	0.65
1:A:907:PHE:CZ	1:A:1001:GLY:N	2.65	0.65
1:A:1133:ILE:CG2	1:A:1136:GLU:HB2	2.26	0.65
1:A:1236:GLN:N	1:A:1236:GLN:NE2	2.41	0.65
1:A:301:ILE:HD13	1:A:414:PHE:CB	2.27	0.65
1:A:417:ARG:NH1	1:A:417:ARG:HG2	2.10	0.65
1:A:577:CYS:SG	1:A:578:PRO:HD3	2.37	0.65
1:A:851:THR:CG2	1:A:853:ARG:HB2	2.27	0.65

Continued on next page...

Continued from previous page...

Atom-1	Atom-2	Interatomic distance (Å)	Clash overlap (Å)
2:B:215:PHE:CE2	2:B:233:GLU:HG2	2.32	0.65
2:B:67:GLU:CB	2:B:70:LEU:HB2	2.24	0.65
1:D:550:GLN:N	1:D:551:LYS:HZ2	1.95	0.65
1:D:576:LEU:CG	1:D:577:CYS:N	2.58	0.65
1:D:804:ALA:HB1	1:D:808:ILE:HD11	1.78	0.65
1:D:957:ALA:HB3	1:D:961:PHE:CE1	2.32	0.65
2:E:437:ILE:HG22	2:E:439:PHE:N	2.12	0.65
2:F:311:LEU:HA	2:F:314:MET:HB2	1.78	0.65
2:F:385:LEU:O	2:F:416:GLY:CA	2.43	0.65
1:A:1108:TYR:HA	1:A:1164:PHE:HZ	1.61	0.65
1:A:1190:ARG:CZ	1:A:1197:CYS:CB	2.70	0.65
1:A:196:VAL:CG1	1:A:269:HIS:CD2	2.78	0.65
1:A:271:VAL:C	1:A:275:ARG:HD3	2.18	0.65
1:A:813:VAL:HG11	1:A:815:TRP:CZ2	2.32	0.65
1:A:823:ARG:C	1:A:825:VAL:N	2.49	0.65
1:A:848:GLY:O	1:A:849:THR:HB	1.96	0.65
2:B:217:PRO:HB2	2:B:231:ILE:HG22	1.79	0.65
2:B:309:HIS:ND1	2:B:309:HIS:N	2.43	0.65
2:C:309:HIS:HA	2:C:312:LEU:HD12	1.78	0.65
2:C:403:PHE:HD2	2:C:403:PHE:C	2.00	0.65
2:C:439:PHE:CB	2:C:457:SER:O	2.44	0.65
2:C:474:PHE:C	2:C:474:PHE:CD1	2.70	0.65
1:D:113:TRP:HA	1:D:116:PRO:HG2	1.77	0.65
1:D:256:PRO:HB3	1:D:281:GLN:CB	2.26	0.65
1:D:460:LYS:CA	1:D:460:LYS:HE2	2.19	0.65
1:D:502:LYS:HG2	1:D:506:GLU:OE1	1.97	0.65
1:D:612:LEU:HG	1:D:622:TYR:N	2.10	0.65
1:D:616:GLU:C	1:D:617:ARG:HG3	2.16	0.65
1:D:618:HIS:HA	1:D:762:VAL:HG21	1.78	0.65
1:D:944:GLU:CD	1:D:1071:ARG:NH1	2.51	0.65
2:E:240:VAL:HG12	2:E:242:PHE:CE2	2.31	0.65
2:F:290:TYR:HA	2:F:298:GLU:O	1.97	0.65
2:F:445:GLU:C	2:F:447:THR:H	1.98	0.65
1:A:608:ASP:C	1:A:620:TRP:CH2	2.71	0.65
2:B:114:TRP:O	2:B:117:SER:HB3	1.97	0.65
2:B:293:PHE:HB2	2:B:297:LYS:HA	1.79	0.65
2:B:324:GLY:HA3	2:B:325:ARG:NH2	2.12	0.65
1:A:1209:ARG:HH22	2:C:256:LEU:CD2	2.10	0.65
2:C:305:ASN:CA	2:C:335:VAL:HG11	2.27	0.65
2:C:464:GLU:OE2	2:C:466:MET:HG2	1.97	0.65
1:D:112:LEU:HD23	1:D:920:THR:HB	1.78	0.65

Continued on next page...

Continued from previous page...

Atom-1	Atom-2	Interatomic distance (Å)	Clash overlap (Å)
1:D:1136:GLU:OE2	1:D:1191:LYS:HE3	1.96	0.65
1:D:897:TRP:CZ2	1:D:1173:LEU:HD22	2.32	0.65
1:D:719:LEU:CG	1:D:720:THR:H	2.09	0.65
2:E:194:VAL:HG13	2:E:195:ASN:H	1.59	0.65
2:F:309:HIS:CA	2:F:312:LEU:HD12	2.25	0.65
2:F:242:PHE:HA	2:F:334:CYS:O	1.96	0.65
1:A:1122:GLU:C	1:A:1123:PHE:CD1	2.70	0.64
1:A:1232:GLU:OE2	1:A:1234:ARG:NH2	2.30	0.64
1:A:228:LEU:HD23	1:A:229:VAL:H	1.62	0.64
1:A:417:ARG:HH11	1:A:417:ARG:CG	2.10	0.64
1:A:418:CYS:N	1:A:419:PRO:CD	2.60	0.64
1:A:493:GLN:O	1:A:494:GLU:CG	2.42	0.64
1:A:553:LYS:O	1:A:556:THR:HB	1.97	0.64
1:A:612:LEU:HD23	1:A:620:TRP:CA	2.28	0.64
1:A:612:LEU:HD23	1:A:620:TRP:HA	1.79	0.64
2:B:396:ARG:HG3	2:B:417:TYR:CB	2.25	0.64
2:C:129:ASP:OD1	2:C:131:LEU:CD1	2.44	0.64
2:C:431:LYS:CA	2:C:434:GLU:OE1	2.38	0.64
2:C:473:ASP:CA	2:C:476:ILE:HG23	2.24	0.64
1:D:404:HIS:O	1:D:408:GLN:N	2.29	0.64
1:D:462:SER:O	1:D:466:LEU:HD22	1.97	0.64
1:D:481:GLU:O	1:D:482:ASP:OD1	2.15	0.64
1:D:608:ASP:O	1:D:610:PHE:N	2.30	0.64
1:D:658:LYS:HE3	1:D:713:PRO:CG	2.27	0.64
1:D:770:PHE:O	1:D:774:MET:CG	2.45	0.64
1:D:854:ALA:O	1:D:855:VAL:HG22	1.96	0.64
2:E:205:PRO:CG	2:E:241:TRP:HE1	2.10	0.64
2:E:418:LEU:HD13	2:F:122:ARG:HE	1.62	0.64
2:F:238:SER:HA	2:F:338:VAL:CG1	2.24	0.64
1:A:907:PHE:HZ	1:A:1001:GLY:H	1.45	0.64
1:A:1145:ASP:CA	1:A:1148:ARG:HB2	2.28	0.64
1:A:1153:LEU:HD13	1:A:1157:ASN:ND2	2.13	0.64
1:A:645:VAL:O	1:A:646:VAL:CG1	2.38	0.64
1:A:744:ILE:HB	1:A:745:PRO:CD	2.24	0.64
1:A:849:THR:HG22	1:A:851:THR:N	2.08	0.64
1:A:444:TYR:CE2	1:A:874:LEU:HA	2.32	0.64
1:A:907:PHE:CE1	1:A:1001:GLY:HA3	2.31	0.64
2:B:341:ASP:O	2:B:344:ARG:HD2	1.97	0.64
2:B:99:PHE:HE1	2:B:343:ASP:OD1	1.81	0.64
2:C:242:PHE:HB3	2:C:333:PRO:CB	2.21	0.64
2:C:371:VAL:HG23	2:C:433:ASP:HB3	1.78	0.64

Continued on next page...

Continued from previous page...

Atom-1	Atom-2	Interatomic distance (Å)	Clash overlap (Å)
1:D:301:ILE:O	1:D:1024:ASP:OD1	2.15	0.64
1:D:1014:ARG:CD	1:D:1026:ARG:HG3	2.27	0.64
1:D:1141:VAL:HG21	1:D:1149:ALA:CB	2.27	0.64
1:D:142:LEU:HD22	1:D:1118:TRP:CD1	2.33	0.64
1:D:278:ILE:CD1	1:D:291:PHE:HD1	2.10	0.64
1:D:408:GLN:HA	1:D:411:LEU:HD11	1.78	0.64
1:D:591:LEU:CD1	1:D:594:LEU:CG	2.70	0.64
1:D:732:TYR:HB3	1:D:755:LYS:NZ	2.12	0.64
2:E:239:LEU:HD23	2:E:338:VAL:CG2	2.26	0.64
2:E:261:GLN:O	2:E:265:LYS:HB2	1.97	0.64
2:E:451:GLY:C	2:E:452:LEU:HD22	2.17	0.64
1:A:1033:ALA:O	1:A:1034:ARG:HB2	1.97	0.64
1:A:1131:ILE:HG21	1:A:1137:VAL:HA	1.75	0.64
1:A:1190:ARG:HD3	1:A:1197:CYS:SG	2.38	0.64
1:A:301:ILE:HD13	1:A:414:PHE:HB2	1.79	0.64
1:A:813:VAL:CG2	1:A:814:VAL:H	2.10	0.64
1:A:898:ILE:HD11	1:A:1101:VAL:CG1	2.27	0.64
2:B:311:LEU:CD1	2:B:322:LEU:HD13	2.27	0.64
2:C:205:PRO:O	2:C:241:TRP:NE1	2.27	0.64
2:C:357:THR:O	2:C:358:GLU:CG	2.44	0.64
1:A:472:GLN:CG	2:C:460:THR:CA	2.67	0.64
1:D:1026:ARG:CD	1:D:1026:ARG:N	2.60	0.64
1:D:472:GLN:HG3	2:F:460:THR:OG1	1.97	0.64
1:D:608:ASP:HA	1:D:620:TRP:CZ3	2.33	0.64
2:E:253:ASP:O	2:E:256:LEU:HB3	1.96	0.64
2:F:240:VAL:C	2:F:336:LEU:HB3	2.18	0.64
2:F:237:ALA:O	2:F:339:ASN:O	2.16	0.64
1:A:213:VAL:HG11	1:A:397:ALA:HB1	1.80	0.64
1:A:282:TYR:OH	1:A:432:VAL:HG22	1.97	0.64
1:A:484:TRP:CE3	1:A:484:TRP:HA	2.32	0.64
1:A:729:GLN:HB2	1:A:731:SER:OG	1.98	0.64
1:A:755:LYS:HD3	1:A:964:ARG:HH11	1.58	0.64
1:A:886:LEU:HD22	1:A:1140:LEU:HG	1.78	0.64
2:B:396:ARG:HH11	2:B:417:TYR:HD2	1.39	0.64
2:B:374:LEU:N	2:B:458:ARG:NH2	2.38	0.64
2:C:228:VAL:HG23	2:C:228:VAL:O	1.98	0.64
2:C:386:ASP:O	2:C:387:VAL:HG13	1.96	0.64
1:D:309:ARG:O	1:D:313:ILE:N	2.25	0.64
1:D:302:SER:CB	1:D:351:SER:CB	2.73	0.64
1:D:653:GLU:O	1:D:656:TYR:HB2	1.97	0.64
1:D:618:HIS:HB2	1:D:725:PRO:HG2	1.78	0.64

Continued on next page...

Continued from previous page...

Atom-1	Atom-2	Interatomic distance (Å)	Clash overlap (Å)
2:E:101:PRO:N	2:F:128:VAL:HG21	2.12	0.64
2:E:288:LYS:HB3	2:E:299:LEU:HD12	1.79	0.64
2:F:446:THR:O	2:F:450:ASN:N	2.30	0.64
1:A:1043:VAL:HG13	1:A:1046:GLU:CB	2.10	0.64
1:A:1129:PHE:HB3	1:A:1139:TYR:HA	1.80	0.64
1:A:113:TRP:HA	1:A:116:PRO:HD3	1.79	0.64
1:A:1188:CYS:O	1:A:1189:LEU:HD22	1.97	0.64
1:A:163:PRO:CB	1:A:164:PRO:CD	2.75	0.64
1:A:276:ALA:C	1:A:279:ARG:H	2.01	0.64
1:A:274:ASP:C	1:A:276:ALA:N	2.48	0.64
1:A:608:ASP:HB3	1:A:779:LEU:HB2	1.78	0.64
1:A:812:MET:C	1:A:813:VAL:HG12	2.18	0.64
1:A:880:ALA:H	1:A:881:PRO:HD3	1.61	0.64
2:B:114:TRP:NE1	2:B:259:ARG:NE	2.45	0.64
2:B:389:ARG:HB2	2:B:445:GLU:H	1.62	0.64
2:C:194:VAL:O	2:C:197:LEU:HB3	1.97	0.64
2:C:241:TRP:HZ3	2:C:255:TRP:CE2	2.16	0.64
2:C:263:TRP:HZ2	2:C:301:GLU:OE2	1.81	0.64
2:C:317:GLY:CA	2:C:320:SER:CB	2.74	0.64
1:A:553:LYS:HD3	2:C:468:ILE:HG21	1.80	0.64
2:C:475:LEU:HA	2:C:478:TYR:HB2	1.78	0.64
1:D:1067:SER:HB2	1:D:1071:ARG:HB3	1.79	0.64
1:D:270:ASN:N	1:D:274:ASP:OD1	2.31	0.64
1:D:298:HIS:CE1	1:D:362:LEU:HD11	2.33	0.64
1:D:282:TYR:CE2	1:D:432:VAL:HG13	2.32	0.64
2:E:301:GLU:HG2	2:E:303:LEU:HD11	1.78	0.64
2:E:324:GLY:N	2:E:331:VAL:O	2.30	0.64
2:F:194:VAL:O	2:F:197:LEU:HD22	1.98	0.64
2:E:133:HIS:CE1	2:F:231:ILE:HG22	2.32	0.64
2:F:273:PHE:CE1	2:F:291:TYR:HD1	2.15	0.64
2:F:301:GLU:HG2	2:F:339:ASN:HB3	1.78	0.64
2:F:74:GLN:HG3	2:F:75:ARG:N	2.10	0.64
1:A:597:ARG:HB3	1:A:616:GLU:OE1	1.98	0.64
1:A:937:THR:O	1:A:940:GLY:N	2.30	0.64
2:B:423:SER:OG	2:B:428:LEU:HD22	1.97	0.64
2:C:190:LEU:HB2	2:C:314:MET:HE1	1.79	0.64
2:C:204:LEU:CG	2:C:206:TYR:HB3	2.27	0.64
2:C:243:THR:O	2:C:334:CYS:SG	2.56	0.64
1:D:1204:THR:O	1:D:1205:GLY:C	2.36	0.64
1:D:142:LEU:O	1:D:146:GLN:HG2	1.97	0.64
1:D:265:LEU:CD2	1:D:267:VAL:HG13	2.27	0.64

Continued on next page...

Continued from previous page...

Atom-1	Atom-2	Interatomic distance (Å)	Clash overlap (Å)
1:D:196:VAL:HG12	1:D:268:GLY:H	1.62	0.64
1:D:455:LEU:HD12	1:D:869:ARG:CZ	2.27	0.64
2:E:437:ILE:HG21	2:E:440:THR:OG1	1.98	0.64
2:E:386:ASP:OD2	2:E:442:LEU:HA	1.97	0.64
2:E:475:LEU:O	2:E:479:ILE:N	2.31	0.64
2:F:375:HIS:N	2:F:378:LEU:HD22	2.06	0.64
2:E:200:VAL:CG1	2:F:418:LEU:CD2	2.76	0.64
2:F:416:GLY:CA	2:F:419:GLU:HB3	2.28	0.64
2:F:442:LEU:CA	2:F:455:LEU:HD22	2.27	0.64
2:F:82:SER:O	2:F:83:LYS:HG3	1.97	0.64
1:A:624:VAL:C	1:A:745:PRO:O	2.36	0.64
1:A:604:ALA:CB	1:A:717:LEU:HD11	2.27	0.64
1:A:829:PRO:HB3	1:A:882:PRO:C	2.17	0.64
1:A:913:CYS:O	1:A:914:THR:C	2.35	0.64
2:C:262:TRP:O	2:C:265:LYS:HB3	1.97	0.64
2:C:425:LEU:HD13	2:C:442:LEU:HD11	1.79	0.64
2:C:455:LEU:C	2:C:456:ARG:NE	2.51	0.64
1:D:1027:LYS:CB	1:D:1091:GLU:HA	2.27	0.64
1:D:1227:THR:O	1:D:1227:THR:OG1	2.10	0.64
1:D:223:TRP:N	1:D:223:TRP:CD1	2.65	0.64
1:D:288:ARG:NH1	1:D:288:ARG:HG3	2.13	0.64
1:D:597:ARG:HB3	1:D:616:GLU:OE2	1.97	0.64
1:D:826:ILE:HG12	1:D:827:ARG:H	1.62	0.64
1:D:80:SER:O	1:D:83:LEU:HD13	1.97	0.64
1:D:948:ILE:HD12	1:D:1071:ARG:HB3	1.79	0.64
2:F:317:GLY:HA2	2:F:320:SER:CB	2.24	0.64
2:F:376:PRO:HG3	2:F:482:ALA:HB1	1.79	0.64
2:F:384:ALA:HB2	2:F:437:ILE:HD12	1.77	0.64
2:F:474:PHE:HA	2:F:477:LYS:HD3	1.77	0.64
1:A:1140:LEU:HD23	1:A:1141:VAL:N	2.12	0.64
1:A:83:LEU:O	1:A:85:GLU:N	2.30	0.64
2:C:200:VAL:CG1	2:C:204:LEU:HB2	2.28	0.64
2:C:351:TYR:O	2:C:355:GLN:N	2.24	0.64
2:C:354:PHE:CE1	2:C:370:LYS:HB3	2.32	0.64
2:C:396:ARG:NH1	2:C:397:GLN:CA	2.60	0.64
2:C:395:LEU:HD21	2:C:443:VAL:HB	1.80	0.64
1:D:1019:TRP:HD1	1:D:1020:ILE:N	1.94	0.64
1:D:1131:ILE:O	1:D:1137:VAL:HA	1.98	0.64
1:D:1207:GLU:OE2	1:D:1210:TYR:HE2	1.80	0.64
1:D:204:ALA:O	1:D:205:GLU:HG2	1.98	0.64
1:D:271:VAL:HA	1:D:293:ASP:CG	2.18	0.64

Continued on next page...

Continued from previous page...

Atom-1	Atom-2	Interatomic distance (Å)	Clash overlap (Å)
1:D:586:THR:H	1:D:587:PRO:HD3	1.63	0.64
1:D:592:LEU:CA	1:D:595:GLN:HG3	2.19	0.64
1:D:608:ASP:OD2	1:D:612:LEU:HB2	1.97	0.64
1:D:73:PRO:HG3	1:D:90:GLN:CG	2.24	0.64
1:D:873:GLU:HB3	1:D:1200:PRO:HD3	1.78	0.64
1:D:885:THR:O	1:D:1140:LEU:HD23	1.98	0.64
1:D:76:ILE:CB	1:D:911:HIS:NE2	2.61	0.64
1:D:917:GLY:O	1:D:920:THR:CA	2.46	0.64
1:D:914:THR:OG1	1:D:999:ASP:CB	2.46	0.64
2:F:120:VAL:CG2	2:F:121:PHE:N	2.61	0.64
2:F:456:ARG:HB2	2:F:463:LYS:HA	1.79	0.64
1:A:996:ARG:CZ	1:A:1003:TRP:HB3	2.28	0.64
1:A:192:GLU:C	1:A:193:ARG:CG	2.66	0.64
1:A:807:ARG:O	1:A:810:SER:OG	2.15	0.64
2:C:238:SER:HA	2:C:338:VAL:HB	1.80	0.64
2:C:356:LEU:CD1	2:C:359:ASN:HD21	2.10	0.64
2:C:456:ARG:HG2	2:C:457:SER:N	2.11	0.64
2:C:454:HIS:CB	2:C:466:MET:HB2	2.26	0.64
1:D:179:GLY:C	1:D:181:GLU:H	1.86	0.64
1:D:247:LEU:O	1:D:248:GLU:CB	2.44	0.64
1:D:255:SER:HG	1:D:258:GLN:H	1.41	0.64
1:D:438:ASN:O	1:D:441:TRP:CB	2.45	0.64
1:D:550:GLN:H	1:D:551:LYS:HZ2	1.46	0.64
1:D:633:LYS:CB	1:D:638:THR:CG2	2.76	0.64
1:D:116:PRO:HB3	1:D:921:LEU:HD11	1.78	0.64
1:D:999:ASP:C	1:D:1001:GLY:H	2.01	0.64
2:E:369:ARG:HA	2:E:430:SER:CB	2.28	0.64
2:F:241:TRP:CB	2:F:336:LEU:CB	2.71	0.64
2:F:403:PHE:O	2:F:407:LEU:N	2.28	0.64
2:F:455:LEU:C	2:F:456:ARG:NE	2.51	0.64
2:F:468:ILE:HG13	2:F:472:LYS:HE3	1.79	0.64
1:A:528:GLU:OE2	1:A:528:GLU:HA	1.97	0.64
1:A:542:ASP:O	1:A:546:ARG:N	2.24	0.64
1:A:606:THR:HG23	1:A:613:HIS:H	1.59	0.64
1:A:648:PRO:O	1:A:652:ILE:N	2.28	0.64
1:A:813:VAL:HG23	1:A:814:VAL:H	1.63	0.64
1:A:823:ARG:C	1:A:825:VAL:H	2.00	0.64
1:A:890:ASP:OD1	1:A:1136:GLU:HG3	1.98	0.64
2:C:253:ASP:O	2:C:257:ARG:HD2	1.98	0.64
2:C:343:ASP:C	2:C:347:LEU:CD1	2.64	0.64
2:C:417:TYR:H	2:C:417:TYR:HD2	0.82	0.64

Continued on next page...

Continued from previous page...

Atom-1	Atom-2	Interatomic distance (Å)	Clash overlap (Å)
2:C:474:PHE:HA	2:C:477:LYS:HD2	1.79	0.64
1:D:259:ARG:CA	1:D:259:ARG:CZ	2.62	0.64
1:D:556:THR:CA	1:D:559:LEU:HD23	2.21	0.64
1:D:767:ALA:HB3	1:D:771:LEU:HB2	1.80	0.64
1:D:865:ALA:HB2	1:D:872:SER:O	1.98	0.64
2:E:254:PHE:CB	2:E:257:ARG:HH11	2.08	0.64
2:E:259:ARG:NH1	2:E:263:TRP:HE1	1.95	0.64
2:F:246:ARG:O	2:F:247:THR:C	2.36	0.64
1:A:1040:LYS:CB	1:A:1044:VAL:HG11	2.28	0.63
1:A:192:GLU:HB2	1:A:195:LEU:CD2	2.29	0.63
1:A:275:ARG:HH21	1:A:845:VAL:CA	2.04	0.63
1:A:652:ILE:HA	1:A:655:LEU:CG	2.27	0.63
1:A:624:VAL:CG1	1:A:747:CYS:SG	2.86	0.63
1:A:878:VAL:HG12	1:A:879:GLN:NE2	2.13	0.63
2:C:240:VAL:C	2:C:336:LEU:HB3	2.18	0.63
2:C:203:ARG:N	2:C:325:ARG:HD3	2.13	0.63
1:D:307:PHE:CD2	1:D:1048:ALA:O	2.51	0.63
1:D:1116:MET:HE2	1:D:1116:MET:HA	1.80	0.63
1:D:1126:ASP:N	1:D:1126:ASP:OD1	2.30	0.63
1:D:1131:ILE:HD13	1:D:1131:ILE:N	2.11	0.63
1:D:1155:ILE:O	1:D:1158:LEU:HG	1.97	0.63
1:D:349:ASP:O	1:D:351:SER:N	2.31	0.63
1:D:895:GLU:O	1:D:898:ILE:HG12	1.98	0.63
2:E:270:PRO:HA	2:E:273:PHE:HE2	1.59	0.63
2:F:126:PHE:HA	2:F:209:ALA:C	2.18	0.63
2:F:308:ASP:OD1	2:F:332:VAL:O	2.16	0.63
2:F:323:HIS:O	2:F:333:PRO:HD3	1.98	0.63
1:A:1210:TYR:CD1	1:A:1213:PRO:HG2	2.31	0.63
1:A:271:VAL:CG1	1:A:272:SER:H	1.83	0.63
1:A:509:THR:HB	1:A:513:LEU:HD21	1.80	0.63
1:A:556:THR:CG2	2:C:452:LEU:HB2	2.28	0.63
1:A:591:LEU:HD12	1:A:594:LEU:CG	2.28	0.63
1:A:769:ASP:CG	1:A:770:PHE:H	2.01	0.63
1:A:275:ARG:HH22	1:A:845:VAL:HA	1.60	0.63
1:A:944:GLU:CA	1:A:947:LYS:HE3	2.28	0.63
2:B:116:THR:HG22	2:B:121:PHE:CE2	2.34	0.63
2:B:313:HIS:CD2	2:B:314:MET:N	2.66	0.63
2:C:268:MET:N	2:C:352:ASP:OD2	2.27	0.63
1:D:1026:ARG:CZ	1:D:1029:GLN:OE1	2.46	0.63
1:D:101:ARG:O	1:D:105:GLU:HG3	1.97	0.63
1:D:869:ARG:N	1:D:1200:PRO:HB2	2.08	0.63

Continued on next page...

Continued from previous page...

Atom-1	Atom-2	Interatomic distance (Å)	Clash overlap (Å)
1:D:131:TYR:HB2	1:D:138:HIS:ND1	2.13	0.63
1:D:551:LYS:CE	1:D:551:LYS:H	2.10	0.63
1:D:576:LEU:CD1	1:D:577:CYS:H	2.12	0.63
1:D:632:ALA:CB	1:D:657:ARG:HD2	2.28	0.63
1:D:282:TYR:HB2	1:D:841:LEU:HD12	1.80	0.63
1:D:918:TRP:C	1:D:920:THR:H	1.98	0.63
2:E:268:MET:CE	2:E:373:LYS:HD3	2.28	0.63
2:F:300:ILE:HG22	2:F:301:GLU:H	1.62	0.63
2:F:351:TYR:HD1	2:F:355:GLN:HG2	1.62	0.63
2:F:432:TYR:CG	2:F:437:ILE:HD11	2.32	0.63
2:F:88:ARG:HB2	2:F:88:ARG:NH1	2.13	0.63
1:A:363:ARG:O	1:A:364:LEU:HD12	1.98	0.63
1:A:433:SER:HB2	1:A:1129:PHE:CE1	2.33	0.63
1:A:539:PHE:O	1:A:540:GLN:CB	2.45	0.63
1:A:586:THR:N	1:A:587:PRO:HD2	2.14	0.63
1:A:652:ILE:O	1:A:655:LEU:CD1	2.46	0.63
1:A:657:ARG:HA	1:A:660:CYS:HB3	1.79	0.63
1:A:868:ASP:O	1:A:869:ARG:CB	2.46	0.63
2:B:231:ILE:HD11	2:C:135:PRO:CG	2.29	0.63
2:B:261:GLN:O	2:B:265:LYS:N	2.30	0.63
2:C:347:LEU:C	2:C:350:LEU:HD11	2.18	0.63
2:C:387:VAL:HG12	2:C:395:LEU:HD22	1.80	0.63
2:C:88:ARG:NH1	2:C:88:ARG:HB2	2.14	0.63
1:D:1064:ILE:O	1:D:1064:ILE:HG23	1.97	0.63
1:D:113:TRP:CZ3	1:D:116:PRO:HD2	2.34	0.63
1:D:1197:CYS:O	1:D:1199:THR:O	2.17	0.63
1:D:131:TYR:HB2	1:D:138:HIS:CE1	2.32	0.63
1:D:308:GLN:CD	1:D:1027:LYS:NZ	2.51	0.63
1:D:371:LYS:HG3	1:D:396:CYS:HB2	1.80	0.63
1:D:425:ALA:O	1:D:428:LEU:HD13	1.97	0.63
1:D:275:ARG:NH2	1:D:842:PRO:HB3	2.09	0.63
1:D:967:MET:HA	1:D:967:MET:CE	2.27	0.63
2:E:121:PHE:HA	2:F:407:LEU:HD11	1.80	0.63
2:E:132:HIS:HB2	2:F:233:GLU:OE2	1.98	0.63
2:F:454:HIS:HB2	2:F:466:MET:CB	2.28	0.63
1:A:238:GLN:O	1:A:242:ALA:HB2	1.97	0.63
1:A:539:PHE:CE2	1:A:540:GLN:HG2	2.34	0.63
1:A:436:PRO:CD	1:A:879:GLN:NE2	2.60	0.63
1:A:893:SER:C	1:A:895:GLU:N	2.48	0.63
1:A:919:MET:O	1:A:920:THR:O	2.15	0.63
1:A:996:ARG:HB2	1:A:1004:LEU:CD2	2.26	0.63

Continued on next page...

Continued from previous page...

Atom-1	Atom-2	Interatomic distance (Å)	Clash overlap (Å)
2:B:269:SER:C	2:B:271:SER:H	2.02	0.63
2:B:374:LEU:N	2:B:458:ARG:HH22	1.90	0.63
2:B:481:SER:HA	2:B:484:ASN:OD1	1.98	0.63
2:C:240:VAL:CA	2:C:336:LEU:HB3	2.28	0.63
2:C:241:TRP:CB	2:C:336:LEU:CB	2.75	0.63
1:D:293:ASP:CB	1:D:296:SER:HB2	2.28	0.63
1:D:283:LEU:HA	1:D:434:TYR:HE1	1.61	0.63
1:D:499:LYS:HB2	1:D:499:LYS:NZ	2.13	0.63
1:D:516:GLU:O	1:D:517:GLY:O	2.16	0.63
1:D:576:LEU:C	1:D:577:CYS:O	2.34	0.63
1:D:612:LEU:HD11	1:D:622:TYR:CD2	2.33	0.63
1:D:788:GLY:O	1:D:791:ALA:HB3	1.98	0.63
1:D:856:GLU:HG3	1:D:860:LEU:HG	1.81	0.63
1:D:876:ALA:HA	1:D:1189:LEU:CB	2.25	0.63
2:E:200:VAL:CG1	2:F:418:LEU:HD23	2.29	0.63
1:A:1006:ARG:CA	1:A:1006:ARG:HH11	2.12	0.63
1:A:1030:ARG:CZ	1:A:1040:LYS:HG2	2.29	0.63
1:A:1112:MET:HB2	1:A:1113:LEU:HD23	1.81	0.63
1:A:885:THR:O	1:A:1140:LEU:HD23	1.98	0.63
1:A:114:GLY:C	1:A:116:PRO:HD2	2.18	0.63
1:A:890:ASP:OD2	1:A:1191:LYS:NZ	2.30	0.63
1:A:81:ARG:NH1	1:A:126:ARG:HA	2.12	0.63
1:A:260:ASP:N	1:A:264:GLN:NE2	2.46	0.63
1:A:570:PRO:CB	1:A:572:TRP:CZ3	2.81	0.63
1:A:879:GLN:HA	1:A:879:GLN:HE21	1.63	0.63
2:B:270:PRO:HB3	2:B:273:PHE:CE2	2.33	0.63
2:C:389:ARG:NE	2:C:390:GLY:H	1.94	0.63
1:D:1060:LYS:HA	1:D:1060:LYS:HE3	1.81	0.63
1:D:1133:ILE:O	1:D:1136:GLU:N	2.27	0.63
1:D:495:PHE:HB2	1:D:573:TYR:HE1	1.64	0.63
1:D:658:LYS:O	1:D:662:GLU:HG2	1.98	0.63
1:D:659:HIS:CD2	1:D:719:LEU:CB	2.82	0.63
2:E:375:HIS:ND1	2:E:376:PRO:HA	2.13	0.63
2:F:263:TRP:CZ2	2:F:301:GLU:OE2	2.51	0.63
2:F:363:ARG:HB3	2:F:363:ARG:CZ	2.29	0.63
2:F:360:SER:HB3	2:F:364:LYS:CD	2.28	0.63
2:F:449:GLU:C	2:F:451:GLY:N	2.43	0.63
2:F:442:LEU:HB2	2:F:455:LEU:CD2	2.28	0.63
2:F:470:LYS:HE3	2:F:471:LEU:HD21	1.79	0.63
1:A:301:ILE:HG23	1:A:302:SER:N	2.13	0.63
1:A:412:PRO:HG2	1:A:413:LEU:N	2.11	0.63

Continued on next page...

Continued from previous page...

Atom-1	Atom-2	Interatomic distance (Å)	Clash overlap (Å)
1:A:503:VAL:HG21	1:A:521:PRO:CA	2.28	0.63
1:A:658:LYS:HB2	1:A:713:PRO:O	1.99	0.63
1:A:898:ILE:HG12	1:A:899:ALA:N	2.14	0.63
1:A:914:THR:CA	1:A:918:TRP:HB3	2.23	0.63
2:C:338:VAL:O	2:C:339:ASN:C	2.34	0.63
2:C:425:LEU:HD11	2:C:429:TYR:CE2	2.34	0.63
1:D:136:ASP:OD2	1:D:1167:LYS:HE3	1.99	0.63
1:D:196:VAL:HG21	1:D:215:ILE:CD1	2.26	0.63
1:D:221:TYR:O	1:D:222:SER:OG	2.13	0.63
1:D:283:LEU:HA	1:D:434:TYR:CE1	2.33	0.63
1:D:350:ILE:C	1:D:352:SER:N	2.48	0.63
1:D:601:LYS:HG2	1:D:721:ALA:HA	1.80	0.63
2:F:375:HIS:HB3	2:F:378:LEU:HD13	1.80	0.63
2:F:474:PHE:HE1	2:F:478:TYR:CD2	2.15	0.63
1:A:1006:ARG:CA	1:A:1006:ARG:NH1	2.58	0.63
1:A:1131:ILE:HG23	1:A:1137:VAL:HG13	1.80	0.63
1:A:1190:ARG:NE	1:A:1197:CYS:HB2	2.12	0.63
1:A:545:ALA:HA	1:A:548:CYS:SG	2.38	0.63
1:A:559:LEU:CB	1:A:560:PRO:CD	2.77	0.63
1:A:831:TYR:HD1	1:A:831:TYR:N	1.97	0.63
1:A:83:LEU:CD2	1:A:89:GLY:HA2	2.28	0.63
1:A:974:THR:HG22	1:A:975:GLN:N	2.14	0.63
2:B:381:ILE:HD13	2:B:437:ILE:HG23	1.79	0.63
2:B:78:PHE:HD1	2:B:78:PHE:O	1.82	0.63
2:C:127:PRO:CD	2:C:128:VAL:N	2.60	0.63
2:C:472:LYS:HA	2:C:475:LEU:CD1	2.28	0.63
1:D:1000:GLU:O	1:D:1003:TRP:N	2.32	0.63
1:D:175:TRP:HB2	1:D:185:VAL:CG1	2.27	0.63
1:D:439:GLN:HG2	1:D:835:GLY:HA2	1.79	0.63
1:D:457:ARG:CA	1:D:460:LYS:HD2	2.27	0.63
1:D:576:LEU:CD2	1:D:579:ARG:HE	2.11	0.63
2:E:380:PRO:O	2:E:382:LYS:CD	2.47	0.63
2:E:390:GLY:N	2:E:395:LEU:CG	2.54	0.63
2:E:75:ARG:NH1	2:E:434:GLU:OE2	2.32	0.63
2:F:203:ARG:NE	2:F:204:LEU:CD1	2.62	0.63
2:F:303:LEU:HA	2:F:337:SER:CB	2.29	0.63
2:F:347:LEU:C	2:F:350:LEU:CD1	2.67	0.63
2:F:387:VAL:CG1	2:F:399:CYS:HB2	2.29	0.63
1:A:1157:ASN:O	1:A:1161:ARG:HD2	1.99	0.63
1:A:224:CYS:O	1:A:227:ARG:HB3	1.98	0.63
1:A:612:LEU:HB2	1:A:621:GLY:O	1.99	0.63

Continued on next page...

Continued from previous page...

Atom-1	Atom-2	Interatomic distance (Å)	Clash overlap (Å)
2:B:127:PRO:HB2	2:C:104:VAL:CG1	2.24	0.63
2:C:406:LEU:HA	2:C:409:ASN:HD21	1.63	0.63
1:D:1007:GLU:O	1:D:1011:PRO:CD	2.45	0.63
1:D:948:ILE:HG21	1:D:1071:ARG:HB3	1.81	0.63
1:D:1190:ARG:HH11	1:D:1195:MET:HE3	1.62	0.63
1:D:294:THR:O	1:D:298:HIS:HB2	1.98	0.63
1:D:386:ARG:O	1:D:389:PHE:CG	2.51	0.63
1:D:420:HIS:HD2	1:D:1020:ILE:CD1	1.92	0.63
1:D:544:MET:O	1:D:548:CYS:HB3	1.99	0.63
1:D:598:VAL:O	1:D:600:PRO:N	2.32	0.63
1:D:760:CYS:O	1:D:761:ASN:C	2.36	0.63
1:D:770:PHE:CZ	1:D:968:GLN:O	2.52	0.63
2:F:215:PHE:N	2:F:215:PHE:CD1	2.65	0.63
2:F:193:TYR:OH	2:F:333:PRO:HG3	1.99	0.63
2:F:239:LEU:N	2:F:338:VAL:CG2	2.61	0.63
2:F:353:SER:CB	2:F:373:LYS:O	2.45	0.63
1:A:490:TRP:HA	1:A:580:LEU:HB2	1.80	0.63
1:A:630:ASN:ND2	1:A:632:ALA:N	2.47	0.63
1:A:634:LEU:HG	1:A:635:PRO:HA	1.80	0.63
1:A:955:TYR:HB3	1:A:1098:ASN:OD1	1.98	0.63
2:B:234:LYS:HG2	2:B:341:ASP:OD2	1.99	0.63
2:B:461:THR:CG2	2:B:463:LYS:HZ2	2.12	0.63
2:C:235:THR:O	2:C:341:ASP:OD1	2.16	0.63
2:C:342:LEU:CD2	2:C:345:GLY:N	2.54	0.63
2:C:402:LEU:C	2:C:406:LEU:HD22	2.19	0.63
1:D:1044:VAL:O	1:D:1047:ARG:CG	2.47	0.63
1:D:957:ALA:HB2	1:D:1094:THR:OG1	1.99	0.63
1:D:1028:VAL:CG2	1:D:1096:ARG:NH1	2.61	0.63
1:D:1171:ASN:O	1:D:1172:ASP:CB	2.47	0.63
1:D:164:PRO:CD	1:D:165:LYS:H	2.10	0.63
1:D:316:LYS:CE	1:D:348:LEU:HD23	2.28	0.63
1:D:375:GLU:CD	1:D:379:LYS:HB3	2.18	0.63
1:D:454:GLU:HA	1:D:457:ARG:HG3	1.81	0.63
1:D:561:LYS:O	1:D:562:ARG:HB2	1.97	0.63
1:D:715:GLN:HG2	1:D:717:LEU:CG	2.29	0.63
1:D:728:THR:HG22	1:D:729:GLN:H	1.64	0.63
1:A:539:PHE:CD2	1:A:540:GLN:HG2	2.34	0.62
1:A:754:HIS:O	1:A:758:ASN:N	2.32	0.62
1:A:812:MET:HG3	1:A:813:VAL:H	1.64	0.62
1:A:913:CYS:HB2	1:A:999:ASP:OD1	1.99	0.62
2:B:342:LEU:C	2:B:342:LEU:HD13	2.20	0.62

Continued on next page...

Continued from previous page...

Atom-1	Atom-2	Interatomic distance (Å)	Clash overlap (Å)
2:B:77:HIS:HB2	2:C:195:ASN:OD1	1.99	0.62
2:C:322:LEU:C	2:C:322:LEU:HD22	2.19	0.62
2:C:342:LEU:CG	2:C:344:ARG:HB2	2.29	0.62
1:D:1058:PHE:CE2	1:D:1059:ASN:HB3	2.33	0.62
1:D:359:VAL:CG2	1:D:406:VAL:HG21	2.29	0.62
1:D:584:ALA:C	1:D:585:TRP:CE3	2.72	0.62
1:D:612:LEU:CD2	1:D:622:TYR:CE1	2.79	0.62
1:D:549:LEU:CD1	2:F:401:GLY:HA3	2.26	0.62
1:A:1207:GLU:C	1:A:1210:TYR:CD1	2.72	0.62
1:A:157:LEU:HD11	1:A:195:LEU:CA	2.29	0.62
1:A:385:ILE:HA	1:A:388:ASN:ND2	2.14	0.62
1:A:448:ALA:CB	1:A:870:VAL:CG1	2.77	0.62
1:A:652:ILE:CA	1:A:655:LEU:HG	2.29	0.62
1:A:734:HIS:CA	1:A:752:LEU:HD11	2.29	0.62
1:A:786:ALA:HB1	1:A:790:ARG:CZ	2.28	0.62
1:A:792:LEU:CD1	1:A:793:GLU:HG2	2.29	0.62
2:B:125:VAL:HG13	2:B:207:GLY:C	2.19	0.62
2:B:231:ILE:HG13	2:C:135:PRO:HG3	1.79	0.62
2:B:261:GLN:HA	2:B:264:ARG:CG	2.29	0.62
1:D:1208:ARG:HG3	1:D:1209:ARG:N	2.12	0.62
1:D:134:ASN:CB	1:D:137:GLN:HB2	2.29	0.62
1:D:177:ARG:O	1:D:178:TYR:C	2.37	0.62
1:D:213:VAL:CG1	1:D:401:TRP:CZ2	2.81	0.62
1:D:251:THR:OG1	1:D:254:SER:CA	2.43	0.62
1:D:917:GLY:O	1:D:920:THR:CB	2.46	0.62
2:E:199:LEU:HG	2:E:200:VAL:CG2	2.29	0.62
2:F:403:PHE:CD2	2:F:403:PHE:C	2.72	0.62
1:A:1124:ALA:CB	1:A:1148:ARG:NH1	2.59	0.62
1:A:226:GLN:CD	1:A:226:GLN:O	2.37	0.62
1:A:223:TRP:O	1:A:227:ARG:CB	2.47	0.62
1:A:228:LEU:N	1:A:228:LEU:HD22	2.15	0.62
1:A:203:LEU:HD13	1:A:379:LYS:O	1.99	0.62
1:A:392:LEU:HD22	1:A:393:MET:HE3	1.80	0.62
1:A:655:LEU:HD13	1:A:719:LEU:O	1.98	0.62
1:A:656:TYR:CE1	1:A:744:ILE:HD12	2.34	0.62
1:A:885:THR:C	1:A:1146:ARG:NE	2.53	0.62
2:B:396:ARG:HD2	2:B:417:TYR:CB	2.25	0.62
2:C:128:VAL:CG1	2:C:192:HIS:CD2	2.82	0.62
2:C:215:PHE:N	2:C:215:PHE:CD1	2.67	0.62
2:C:399:CYS:SG	2:C:400:GLN:N	2.72	0.62
1:D:1117:LYS:O	1:D:1121:GLU:HG2	1.99	0.62

Continued on next page...

Continued from previous page...

Atom-1	Atom-2	Interatomic distance (Å)	Clash overlap (Å)
1:D:1236:GLN:CB	1:D:1237:PRO:HD3	2.29	0.62
1:D:197:PHE:HB2	1:D:277:HIS:HE1	1.64	0.62
1:D:210:THR:HG23	1:D:224:CYS:CB	2.23	0.62
1:D:282:TYR:HB2	1:D:841:LEU:CD1	2.29	0.62
1:D:389:PHE:HA	1:D:393:MET:HG2	1.77	0.62
1:D:459:MET:CB	1:D:460:LYS:HZ1	2.12	0.62
1:D:456:GLN:C	1:D:460:LYS:HZ2	1.97	0.62
1:D:608:ASP:CA	1:D:620:TRP:CZ3	2.82	0.62
1:D:627:ARG:O	1:D:628:ARG:HB3	1.98	0.62
1:D:648:PRO:O	1:D:652:ILE:HG13	1.99	0.62
1:D:743:ASP:HB2	1:D:744:ILE:HD13	1.80	0.62
1:D:452:TYR:HB3	1:D:801:TRP:CD1	2.33	0.62
2:F:124:GLN:O	2:F:125:VAL:HG12	2.00	0.62
2:E:233:GLU:OE1	2:F:131:LEU:HD12	1.98	0.62
2:F:277:ASP:OD2	2:F:285:LYS:HD2	1.99	0.62
2:F:307:GLY:HA2	2:F:335:VAL:H	1.64	0.62
2:F:343:ASP:O	2:F:347:LEU:HD13	2.00	0.62
2:E:201:ASN:OD1	2:F:422:GLN:CB	2.47	0.62
1:A:1149:ALA:O	1:A:1152:ALA:HB3	2.00	0.62
1:A:365:TYR:C	1:A:367:GLY:N	2.52	0.62
1:A:756:ASP:OD1	1:A:770:PHE:CZ	2.53	0.62
1:A:795:ASN:HD22	1:A:796:LYS:N	1.97	0.62
1:A:80:SER:N	1:A:83:LEU:CD1	2.55	0.62
1:A:869:ARG:CG	1:A:870:VAL:HG23	2.28	0.62
2:B:322:LEU:O	2:B:323:HIS:O	2.17	0.62
2:C:209:ALA:CB	2:C:239:LEU:HA	2.29	0.62
2:B:131:LEU:HD22	2:C:233:GLU:OE2	1.99	0.62
2:C:395:LEU:CD2	2:C:443:VAL:O	2.47	0.62
1:D:1133:ILE:HG22	1:D:1134:HIS:CD2	2.35	0.62
1:D:1133:ILE:O	1:D:1134:HIS:C	2.37	0.62
1:D:1200:PRO:HG2	1:D:1203:PRO:CG	2.25	0.62
1:D:434:TYR:CG	1:D:435:LEU:N	2.67	0.62
1:D:614:TYR:HA	1:D:620:TRP:HA	1.81	0.62
1:D:748:TRP:CZ3	1:D:750:PHE:HE2	2.17	0.62
2:E:233:GLU:O	2:E:234:LYS:HG3	2.00	0.62
2:E:475:LEU:O	2:E:478:TYR:N	2.31	0.62
2:F:403:PHE:HD2	2:F:403:PHE:C	2.03	0.62
2:F:372:LEU:HD23	2:F:434:GLU:O	1.99	0.62
1:A:1145:ASP:HB3	1:A:1148:ARG:NH2	2.14	0.62
1:A:145:LYS:O	1:A:149:PRO:CD	2.47	0.62
1:A:607:TRP:CA	1:A:610:PHE:O	2.40	0.62

Continued on next page...

Continued from previous page...

Atom-1	Atom-2	Interatomic distance (Å)	Clash overlap (Å)
1:A:767:ALA:O	1:A:768:LYS:O	2.18	0.62
1:A:851:THR:HG22	1:A:853:ARG:HB2	1.80	0.62
2:B:236:GLU:HA	2:B:342:LEU:H	1.63	0.62
2:B:474:PHE:O	2:B:475:LEU:HB2	1.97	0.62
2:C:114:TRP:HE1	2:C:259:ARG:NH2	1.95	0.62
2:C:126:PHE:HA	2:C:209:ALA:C	2.19	0.62
2:C:114:TRP:HE1	2:C:259:ARG:NH1	1.97	0.62
2:C:264:ARG:HA	2:C:270:PRO:CB	2.28	0.62
1:D:80:SER:HB2	1:D:125:LEU:CG	2.29	0.62
1:D:257:THR:OG1	1:D:287:SER:HB2	1.98	0.62
1:D:282:TYR:CE2	1:D:432:VAL:HG22	2.29	0.62
1:D:509:THR:HB	1:D:512:LYS:CB	2.18	0.62
1:D:633:LYS:HB2	1:D:638:THR:CG2	2.29	0.62
1:D:771:LEU:O	1:D:774:MET:HB2	1.99	0.62
1:D:300:ALA:CB	1:D:847:ALA:HB1	2.13	0.62
2:E:91:LEU:HB3	2:E:347:LEU:HD11	1.81	0.62
2:E:380:PRO:N	2:E:438:LEU:CD1	2.62	0.62
2:F:114:TRP:NE1	2:F:259:ARG:CZ	2.56	0.62
2:F:346:MET:HE1	2:F:347:LEU:HD12	1.81	0.62
2:F:68:ALA:O	2:F:72:ILE:HG12	2.00	0.62
1:A:990:LYS:HD3	1:A:1000:GLU:OE2	1.99	0.62
1:A:1155:ILE:HA	1:A:1158:LEU:CD1	2.29	0.62
1:A:215:ILE:CG2	1:A:216:SER:N	2.51	0.62
1:A:157:LEU:HD21	1:A:216:SER:OG	1.99	0.62
1:A:241:PRO:O	1:A:244:LEU:HB2	1.99	0.62
1:A:376:LEU:C	1:A:378:VAL:H	2.02	0.62
1:A:382:MET:O	1:A:383:LYS:HB2	2.00	0.62
1:A:559:LEU:CD2	2:C:451:GLY:O	2.47	0.62
1:A:801:TRP:HZ3	1:A:808:ILE:HD12	1.62	0.62
1:A:931:LEU:HD23	1:A:931:LEU:C	2.19	0.62
1:A:992:LEU:CD2	1:A:997:LEU:HD12	2.16	0.62
2:B:103:GLY:O	2:B:106:LEU:HB3	1.99	0.62
2:C:431:LYS:NZ	2:C:435:MET:CG	2.61	0.62
1:D:1014:ARG:HB3	1:D:1014:ARG:HH11	1.65	0.62
1:D:944:GLU:HG2	1:D:1071:ARG:NH1	2.14	0.62
1:D:1145:ASP:HA	1:D:1148:ARG:NE	2.14	0.62
1:D:1157:ASN:OD1	1:D:1161:ARG:CZ	2.47	0.62
1:D:1193:VAL:O	1:D:1195:MET:HE2	2.00	0.62
1:D:1200:PRO:CD	1:D:1203:PRO:HG2	2.28	0.62
1:D:282:TYR:O	1:D:434:TYR:CD1	2.52	0.62
1:D:350:ILE:N	1:D:350:ILE:HD12	2.09	0.62

Continued on next page...

Continued from previous page...

Atom-1	Atom-2	Interatomic distance (Å)	Clash overlap (Å)
1:D:546:ARG:CZ	2:F:404:ASN:HB3	2.30	0.62
1:D:631:LEU:HD23	1:D:631:LEU:N	2.15	0.62
1:D:649:TYR:HD2	1:D:652:ILE:CG2	2.12	0.62
1:D:656:TYR:CB	1:D:744:ILE:HD12	2.28	0.62
1:D:922:GLN:HE21	1:D:931:LEU:HD13	1.64	0.62
2:F:428:LEU:O	2:F:429:TYR:C	2.37	0.62
1:A:197:PHE:CD1	1:A:213:VAL:O	2.53	0.62
1:A:241:PRO:HA	1:A:244:LEU:HG	1.79	0.62
1:A:297:MET:HE1	1:A:415:LEU:HD21	1.80	0.62
1:A:452:TYR:CD2	1:A:453:GLU:HG2	2.35	0.62
1:A:482:ASP:HB2	1:A:483:PRO:HD3	1.80	0.62
1:A:732:TYR:HD1	1:A:755:LYS:HZ3	1.44	0.62
1:A:898:ILE:HG12	1:A:899:ALA:H	1.64	0.62
2:B:259:ARG:O	2:B:262:TRP:N	2.33	0.62
2:B:324:GLY:HA2	2:B:325:ARG:NH2	2.13	0.62
2:B:407:LEU:CD2	2:C:120:VAL:HA	2.14	0.62
2:C:208:LEU:HD11	2:C:240:VAL:CB	2.28	0.62
1:D:1163:MET:HG3	1:D:1164:PHE:N	2.13	0.62
1:D:265:LEU:HD21	1:D:267:VAL:CG1	2.29	0.62
1:D:290:ARG:HB3	1:D:428:LEU:HB3	1.81	0.62
1:D:359:VAL:HG22	1:D:406:VAL:HG21	1.82	0.62
1:D:496:LYS:HE3	1:D:571:GLY:HA3	1.81	0.62
1:D:515:ILE:HG23	1:D:565:HIS:O	1.98	0.62
1:D:575:LYS:CE	1:D:581:ASP:O	2.47	0.62
1:D:744:ILE:CG1	1:D:745:PRO:CD	2.77	0.62
2:E:106:LEU:CA	2:E:109:ASN:OD1	2.47	0.62
2:E:112:ALA:O	2:E:115:TRP:N	2.33	0.62
2:E:297:LYS:O	2:E:298:GLU:HB2	1.99	0.62
2:F:193:TYR:CD1	2:F:193:TYR:C	2.72	0.62
2:F:425:LEU:HD11	2:F:429:TYR:CE2	2.35	0.62
1:A:1153:LEU:CD1	1:A:1157:ASN:HD21	2.13	0.62
1:A:1200:PRO:CB	1:A:1202:ASN:O	2.46	0.62
1:A:256:PRO:HB3	1:A:280:GLU:O	1.99	0.62
1:A:624:VAL:CG2	1:A:624:VAL:O	2.48	0.62
2:B:247:THR:O	2:B:251:TRP:HB2	2.00	0.62
2:B:396:ARG:NH1	2:B:417:TYR:HD2	1.93	0.62
1:D:1190:ARG:NH1	1:D:1195:MET:CE	2.62	0.62
1:D:200:GLU:CB	1:D:211:LEU:HD13	2.30	0.62
1:D:214:ALA:HB2	1:D:219:ALA:HB3	1.81	0.62
1:D:229:VAL:HG12	1:D:382:MET:O	2.00	0.62
1:D:366:GLY:N	1:D:367:PRO:CD	2.61	0.62

Continued on next page...

Continued from previous page...

Atom-1	Atom-2	Interatomic distance (Å)	Clash overlap (Å)
1:D:429:GLU:HA	1:D:429:GLU:OE1	1.99	0.62
1:D:608:ASP:CB	1:D:620:TRP:CE3	2.78	0.62
1:D:823:ARG:O	1:D:827:ARG:N	2.18	0.62
1:D:964:ARG:O	1:D:968:GLN:HG2	1.99	0.62
2:E:131:LEU:C	2:E:182:ARG:HH21	2.03	0.62
2:E:249:ASN:HA	2:E:252:LEU:HB2	1.80	0.62
2:F:336:LEU:CD2	2:F:336:LEU:C	2.68	0.62
1:A:1068:ASP:O	1:A:1069:ILE:HG22	1.99	0.62
1:A:669:MET:O	1:A:673:ALA:CA	2.48	0.62
2:C:384:ALA:CB	2:C:437:ILE:HD12	2.29	0.62
1:D:345:TRP:CA	1:D:1040:LYS:HZ2	2.13	0.62
1:D:860:LEU:HD22	1:D:1132:SER:O	2.00	0.62
1:D:877:MET:CE	1:D:1207:GLU:HB2	2.30	0.62
1:D:175:TRP:HA	1:D:185:VAL:HG21	1.81	0.62
1:D:295:MET:HE2	1:D:354:ASN:HA	1.80	0.62
1:D:74:LEU:HD13	1:D:76:ILE:O	2.00	0.62
1:D:973:LEU:N	1:D:973:LEU:HD23	2.14	0.62
2:E:205:PRO:HB3	2:E:242:PHE:O	1.99	0.62
2:F:241:TRP:CG	2:F:243:THR:HG23	2.34	0.62
1:A:175:TRP:HB2	1:A:184:ALA:O	2.00	0.62
1:A:394:GLN:O	1:A:397:ALA:HB3	2.00	0.62
1:A:400:VAL:CG1	1:A:404:HIS:NE2	2.63	0.62
1:A:623:LEU:O	1:A:625:PRO:HD2	2.00	0.62
1:A:960:PRO:HD2	1:A:961:PHE:CE1	2.35	0.62
2:C:335:VAL:HG22	2:C:336:LEU:N	2.15	0.62
2:C:403:PHE:CD2	2:C:403:PHE:C	2.73	0.62
1:D:1027:LYS:CB	1:D:1096:ARG:HE	2.12	0.62
1:D:1044:VAL:O	1:D:1047:ARG:HG3	1.99	0.62
1:D:1060:LYS:HD2	1:D:1060:LYS:N	2.15	0.62
1:D:193:ARG:HD2	1:D:263:GLU:CD	2.20	0.62
1:D:215:ILE:O	1:D:215:ILE:HG22	1.99	0.62
1:D:242:ALA:HB1	1:D:245:ILE:HD13	1.82	0.62
1:D:719:LEU:CD1	1:D:720:THR:N	2.62	0.62
1:D:597:ARG:HD3	1:D:724:GLY:O	1.99	0.62
1:D:739:TYR:O	1:D:741:ASP:N	2.33	0.62
1:D:735:GLY:CA	1:D:749:PHE:HA	2.30	0.62
1:D:767:ALA:O	1:D:768:LYS:HB3	2.00	0.62
1:D:868:ASP:C	1:D:869:ARG:HG3	2.20	0.62
2:F:240:VAL:HA	2:F:336:LEU:HB3	1.82	0.62
2:F:371:VAL:HG23	2:F:433:ASP:HB3	1.82	0.62
1:A:1068:ASP:HA	1:A:1071:ARG:HD3	1.80	0.61

Continued on next page...

Continued from previous page...

Atom-1	Atom-2	Interatomic distance (Å)	Clash overlap (Å)
1:A:1155:ILE:O	1:A:1159:LEU:HG	1.99	0.61
1:A:273:PHE:CA	1:A:276:ALA:CB	2.74	0.61
1:A:299:MET:HE1	1:A:353:VAL:HB	1.82	0.61
1:A:385:ILE:HA	1:A:388:ASN:HD22	1.65	0.61
1:A:624:VAL:H	1:A:746:GLY:HA2	1.64	0.61
1:A:771:LEU:HD22	1:A:771:LEU:N	2.09	0.61
1:A:893:SER:CB	1:A:896:LEU:HD23	2.29	0.61
2:B:419:GLU:CB	2:C:203:ARG:NH2	2.59	0.61
1:D:1010:LEU:O	1:D:1028:VAL:HG21	1.99	0.61
1:D:145:LYS:HB2	1:D:1118:TRP:CH2	2.34	0.61
1:D:213:VAL:CG2	1:D:401:TRP:CZ2	2.82	0.61
1:D:279:ARG:NH1	1:D:433:SER:O	2.32	0.61
1:D:470:ALA:O	1:D:474:LEU:CD1	2.47	0.61
1:D:738:PRO:O	1:D:740:ASN:ND2	2.33	0.61
1:D:656:TYR:CE1	1:D:743:ASP:CB	2.83	0.61
1:D:891:VAL:HG13	1:D:1135:ASP:CB	2.16	0.61
1:D:938:THR:O	1:D:939:VAL:CB	2.47	0.61
1:D:948:ILE:O	1:D:951:TYR:HB2	2.00	0.61
2:E:110:LEU:HA	2:E:378:LEU:CD2	2.30	0.61
2:E:203:ARG:HH21	2:E:203:ARG:HG3	1.64	0.61
2:E:406:LEU:HG	2:E:413:VAL:CG2	2.29	0.61
2:E:69:LEU:N	2:E:69:LEU:HD12	2.14	0.61
2:F:290:TYR:CD1	2:F:299:LEU:HA	2.35	0.61
2:F:314:MET:HE3	2:F:315:TYR:CE2	2.35	0.61
2:F:400:GLN:HE21	2:F:404:ASN:CG	2.03	0.61
2:F:385:LEU:HD21	2:F:402:LEU:HD23	1.81	0.61
1:A:169:TRP:O	1:A:170:ALA:HB3	1.99	0.61
1:A:434:TYR:C	1:A:435:LEU:HG	2.20	0.61
1:A:630:ASN:C	1:A:631:LEU:HD23	2.20	0.61
1:A:945:HIS:HA	1:A:948:ILE:HD11	1.82	0.61
2:B:113:GLU:C	2:B:262:TRP:HZ2	2.04	0.61
2:B:400:GLN:HE22	2:B:417:TYR:HB3	1.65	0.61
2:C:416:GLY:CA	2:C:419:GLU:HB3	2.30	0.61
2:C:395:LEU:HD13	2:C:444:THR:HA	1.80	0.61
1:D:1131:ILE:CD1	1:D:1138:ARG:N	2.33	0.61
1:D:1187:ARG:HD2	1:D:1212:ILE:HD11	1.81	0.61
1:D:1200:PRO:HG2	1:D:1200:PRO:O	2.00	0.61
1:D:1232:GLU:HG3	1:D:1234:ARG:HB2	1.80	0.61
1:D:252:GLY:O	1:D:253:ALA:HB3	2.00	0.61
1:D:453:GLU:O	1:D:456:GLN:N	2.32	0.61
1:D:499:LYS:O	1:D:499:LYS:HE3	2.00	0.61

Continued on next page...

Continued from previous page...

Atom-1	Atom-2	Interatomic distance (Å)	Clash overlap (Å)
1:D:576:LEU:HD23	1:D:579:ARG:HE	1.64	0.61
1:D:81:ARG:CZ	1:D:81:ARG:HB2	2.30	0.61
1:D:827:ARG:O	1:D:829:PRO:CD	2.30	0.61
1:D:831:TYR:O	1:D:831:TYR:HD1	1.83	0.61
1:D:869:ARG:CA	1:D:1200:PRO:HB2	2.30	0.61
1:D:902:LEU:O	1:D:905:ALA:HB3	1.99	0.61
2:E:407:LEU:C	2:E:409:ASN:H	2.04	0.61
2:F:466:MET:CA	2:F:471:LEU:HD22	2.31	0.61
1:A:1030:ARG:HE	1:A:1040:LYS:HE3	1.64	0.61
1:A:158:LEU:O	1:A:409:GLN:NE2	2.29	0.61
1:A:308:GLN:HB3	1:A:1090:GLU:HG3	1.83	0.61
1:A:719:LEU:HD23	1:A:719:LEU:H	1.64	0.61
1:A:743:ASP:CB	1:A:744:ILE:HD13	2.30	0.61
2:B:116:THR:HA	2:B:120:VAL:HG23	1.82	0.61
2:B:378:LEU:HD12	2:B:378:LEU:N	2.16	0.61
2:B:106:LEU:HB2	2:B:380:PRO:HG3	1.81	0.61
2:C:120:VAL:CG2	2:C:121:PHE:N	2.63	0.61
2:C:342:LEU:HB2	2:C:344:ARG:HG3	1.82	0.61
2:C:414:TRP:O	2:C:415:PRO:O	2.19	0.61
2:C:443:VAL:C	2:C:447:THR:HG21	2.21	0.61
1:D:1027:LYS:HB3	1:D:1091:GLU:HA	1.83	0.61
1:D:543:VAL:O	1:D:547:ALA:HB3	2.00	0.61
1:D:598:VAL:HA	1:D:601:LYS:CD	2.30	0.61
1:D:733:HIS:ND1	1:D:750:PHE:HD1	1.98	0.61
2:E:123:GLU:HB3	2:F:403:PHE:CE1	2.36	0.61
2:F:306:LEU:HD21	2:F:310:GLU:HG2	1.81	0.61
2:F:310:GLU:O	2:F:314:MET:N	2.30	0.61
2:F:243:THR:O	2:F:334:CYS:CB	2.48	0.61
2:F:342:LEU:CD2	2:F:345:GLY:N	2.55	0.61
2:F:455:LEU:O	2:F:465:MET:HA	1.99	0.61
1:A:1002:GLU:O	1:A:1005:VAL:CG2	2.44	0.61
1:A:1048:ALA:HB3	1:A:1092:PHE:HE1	1.65	0.61
1:A:372:GLU:OE2	1:A:399:ASP:OD2	2.17	0.61
1:A:660:CYS:HB2	1:A:745:PRO:HG3	1.83	0.61
1:A:769:ASP:CG	1:A:770:PHE:N	2.52	0.61
2:B:294:PRO:HG2	2:B:295:TRP:H	1.66	0.61
2:B:93:SER:OG	2:B:95:CYS:HB2	2.01	0.61
2:C:367:LEU:O	2:C:369:ARG:CD	2.47	0.61
1:D:1207:GLU:O	1:D:1208:ARG:C	2.39	0.61
1:D:161:GLN:O	1:D:163:PRO:HD3	2.00	0.61
1:D:270:ASN:HA	1:D:294:THR:CB	2.31	0.61

Continued on next page...

Continued from previous page...

Atom-1	Atom-2	Interatomic distance (Å)	Clash overlap (Å)
1:D:283:LEU:HG	1:D:814:VAL:CG2	2.30	0.61
1:D:383:LYS:O	1:D:386:ARG:CG	2.46	0.61
1:D:486:TRP:HE1	1:D:722:ARG:HG3	1.65	0.61
1:D:666:GLN:O	1:D:669:MET:O	2.17	0.61
1:D:742:VAL:HB	1:D:748:TRP:CZ3	2.35	0.61
1:D:795:ASN:HA	1:D:798:ILE:HD11	1.80	0.61
1:D:977:GLU:HA	1:D:980:GLU:HG3	1.81	0.61
2:E:189:ALA:HB1	2:E:240:VAL:HG11	1.82	0.61
2:F:241:TRP:H	2:F:336:LEU:CB	2.11	0.61
1:A:1030:ARG:CD	1:A:1040:LYS:HZ1	2.14	0.61
1:A:886:LEU:H	1:A:1146:ARG:NH2	1.96	0.61
1:A:228:LEU:CD2	1:A:229:VAL:N	2.55	0.61
1:A:477:GLU:HG2	1:A:482:ASP:OD1	2.00	0.61
1:A:503:VAL:CG2	1:A:520:ALA:O	2.45	0.61
1:A:656:TYR:C	1:A:659:HIS:HB3	2.21	0.61
1:A:815:TRP:HE3	1:A:838:GLY:H	1.47	0.61
2:B:106:LEU:O	2:B:109:ASN:HB3	2.00	0.61
2:B:238:SER:HA	2:B:339:ASN:ND2	2.14	0.61
2:B:311:LEU:O	2:B:313:HIS:N	2.33	0.61
2:C:431:LYS:HE2	2:C:435:MET:HB2	1.83	0.61
2:C:402:LEU:HG	2:C:472:LYS:HZ1	1.63	0.61
1:D:307:PHE:HD2	1:D:1048:ALA:O	1.82	0.61
1:D:1210:TYR:C	1:D:1210:TYR:CD1	2.74	0.61
1:D:176:THR:OG1	1:D:218:SER:HB2	2.00	0.61
1:D:359:VAL:O	1:D:359:VAL:CG1	2.46	0.61
1:D:792:LEU:CA	1:D:795:ASN:ND2	2.64	0.61
1:D:996:ARG:HD3	1:D:996:ARG:H	1.60	0.61
2:E:189:ALA:CB	2:E:240:VAL:HG21	2.30	0.61
2:E:303:LEU:HA	2:E:337:SER:O	2.00	0.61
2:F:243:THR:HB	2:F:247:THR:HG1	1.66	0.61
2:F:439:PHE:HD1	2:F:458:ARG:CG	2.13	0.61
1:A:1002:GLU:HG3	1:A:1003:TRP:HE3	1.65	0.61
1:A:1055:SER:O	1:A:1059:ASN:OD1	2.19	0.61
1:A:169:TRP:HZ3	1:A:391:ASP:CA	2.11	0.61
1:A:225:SER:HG	1:A:386:ARG:HB2	1.64	0.61
1:A:572:TRP:O	1:A:573:TYR:C	2.36	0.61
1:A:894:GLN:O	1:A:898:ILE:HG23	2.00	0.61
2:B:281:GLU:HG3	2:B:282:GLU:HG2	1.82	0.61
2:B:342:LEU:HD13	2:B:342:LEU:O	2.00	0.61
2:C:307:GLY:C	2:C:308:ASP:OD2	2.39	0.61
2:C:447:THR:O	2:C:448:LEU:C	2.38	0.61

Continued on next page...

Continued from previous page...

Atom-1	Atom-2	Interatomic distance (Å)	Clash overlap (Å)
2:C:78:PHE:HZ	2:C:346:MET:CE	2.14	0.61
1:D:1025:LEU:CD2	1:D:1025:LEU:O	2.49	0.61
1:D:1031:GLU:CD	1:D:1096:ARG:HH22	2.03	0.61
1:D:380:GLY:O	1:D:385:ILE:HD12	2.00	0.61
1:D:595:GLN:O	1:D:597:ARG:N	2.33	0.61
1:D:626:GLY:HA3	1:D:628:ARG:O	2.00	0.61
1:D:938:THR:O	1:D:939:VAL:HB	2.00	0.61
2:E:478:TYR:CD1	2:E:478:TYR:O	2.54	0.61
2:E:90:SER:HA	2:E:93:SER:HB2	1.81	0.61
2:F:132:HIS:ND1	2:F:132:HIS:N	2.42	0.61
2:F:255:TRP:O	2:F:256:LEU:C	2.39	0.61
1:A:1113:LEU:HB3	1:A:1117:LYS:CE	2.29	0.61
1:A:169:TRP:CZ3	1:A:391:ASP:CA	2.80	0.61
1:A:196:VAL:C	1:A:401:TRP:HH2	2.04	0.61
1:A:241:PRO:C	1:A:244:LEU:H	2.04	0.61
1:A:259:ARG:HG3	1:A:261:TRP:CD1	2.35	0.61
1:A:473:LEU:N	1:A:473:LEU:CD2	2.62	0.61
1:A:70:ARG:CB	1:A:81:ARG:HB3	2.20	0.61
1:A:893:SER:CA	1:A:896:LEU:HD23	2.30	0.61
2:C:131:LEU:O	2:C:133:HIS:HB2	2.01	0.61
2:C:244:PRO:N	2:C:247:THR:CG2	2.63	0.61
2:C:387:VAL:CG1	2:C:399:CYS:CB	2.78	0.61
2:C:394:GLU:O	2:C:397:GLN:HB3	2.01	0.61
1:D:1183:VAL:O	1:D:1217:ALA:HA	2.00	0.61
1:D:1210:TYR:CG	1:D:1211:GLY:N	2.68	0.61
1:D:1187:ARG:CD	1:D:1212:ILE:HD11	2.29	0.61
1:D:275:ARG:HB2	1:D:843:GLN:CA	2.30	0.61
1:D:353:VAL:HG23	1:D:354:ASN:N	2.15	0.61
1:D:369:LEU:HD13	1:D:372:GLU:HB3	1.82	0.61
1:D:434:TYR:O	1:D:435:LEU:CG	2.47	0.61
1:D:866:ARG:HB3	1:D:867:PRO:CD	2.24	0.61
2:F:301:GLU:OE1	2:F:339:ASN:ND2	2.33	0.61
2:F:309:HIS:HA	2:F:312:LEU:CD1	2.23	0.61
2:F:306:LEU:HD21	2:F:310:GLU:OE1	2.01	0.61
2:F:81:GLY:HA3	2:F:97:PRO:CB	2.31	0.61
1:A:1026:ARG:CB	1:A:1029:GLN:CD	2.66	0.61
1:A:1189:LEU:HD22	1:A:1189:LEU:N	2.16	0.61
1:A:199:VAL:CG2	1:A:277:HIS:HB2	2.31	0.61
1:A:275:ARG:HH22	1:A:844:VAL:C	2.03	0.61
1:A:928:GLY:O	1:A:931:LEU:HB3	2.00	0.61
2:B:258:HIS:CG	2:B:259:ARG:N	2.66	0.61

Continued on next page...

Continued from previous page...

Atom-1	Atom-2	Interatomic distance (Å)	Clash overlap (Å)
2:C:124:GLN:O	2:C:125:VAL:HG12	2.01	0.61
2:C:208:LEU:CD2	2:C:242:PHE:CD2	2.84	0.61
2:C:282:GLU:C	2:C:284:ARG:H	2.04	0.61
2:C:298:GLU:OE1	2:C:344:ARG:NH2	2.33	0.61
1:D:1056:GLU:HB3	1:D:1057:MET:CE	2.31	0.61
1:D:1055:SER:O	1:D:1059:ASN:ND2	2.34	0.61
1:D:1210:TYR:HH	1:D:1212:ILE:HB	1.64	0.61
1:D:185:VAL:HB	1:D:186:PRO:HD2	1.83	0.61
1:D:190:PRO:HG3	1:D:219:ALA:HB2	1.81	0.61
1:D:313:ILE:HG13	1:D:314:ALA:N	2.16	0.61
1:D:367:PRO:HG2	1:D:368:PRO:HD3	1.82	0.61
1:D:632:ALA:HB1	1:D:657:ARG:HD2	1.83	0.61
2:E:217:PRO:HA	2:E:231:ILE:HA	1.82	0.61
2:E:456:ARG:CG	2:E:457:SER:N	2.64	0.61
2:E:456:ARG:CB	2:E:463:LYS:HG2	2.17	0.61
2:F:442:LEU:O	2:F:455:LEU:CD2	2.48	0.61
1:A:1072:THR:N	1:A:1073:PRO:HD2	2.15	0.61
1:A:1236:GLN:N	1:A:1236:GLN:HE21	1.97	0.61
1:A:392:LEU:HD23	1:A:392:LEU:C	2.22	0.61
1:A:410:GLN:O	1:A:414:PHE:HD2	1.83	0.61
1:A:420:HIS:O	1:A:424:LEU:HG	2.01	0.61
1:A:653:GLU:HA	1:A:656:TYR:CE2	2.35	0.61
1:A:73:PRO:HB2	1:A:90:GLN:HB3	1.83	0.61
2:B:125:VAL:HG12	2:B:126:PHE:N	2.15	0.61
2:B:236:GLU:CD	2:B:341:ASP:HB3	2.21	0.61
2:B:127:PRO:O	2:C:104:VAL:HG21	2.01	0.61
2:C:402:LEU:O	2:C:406:LEU:HD13	2.00	0.61
1:D:1221:TYR:O	1:D:1222:GLN:C	2.36	0.61
1:D:289:MET:SD	1:D:291:PHE:CZ	2.94	0.61
1:D:412:PRO:HG2	1:D:413:LEU:H	1.66	0.61
1:D:420:HIS:O	1:D:424:LEU:HG	2.01	0.61
1:D:428:LEU:CD1	1:D:428:LEU:N	2.46	0.61
1:D:494:GLU:HA	1:D:573:TYR:H	1.66	0.61
1:D:500:ALA:HB2	1:D:521:PRO:CG	2.31	0.61
1:D:548:CYS:H	1:D:551:LYS:HZ3	1.45	0.61
1:D:612:LEU:HD12	1:D:612:LEU:H	1.62	0.61
1:D:801:TRP:CG	1:D:802:ARG:N	2.69	0.61
2:F:241:TRP:H	2:F:336:LEU:HB3	1.65	0.61
2:F:456:ARG:CG	2:F:457:SER:N	2.63	0.61
1:A:1204:THR:CG2	1:A:1204:THR:O	2.37	0.61
1:A:259:ARG:CA	1:A:259:ARG:NE	2.60	0.61

Continued on next page...

Continued from previous page...

Atom-1	Atom-2	Interatomic distance (Å)	Clash overlap (Å)
1:A:261:TRP:O	1:A:262:GLN:HB2	2.00	0.61
1:A:195:LEU:HG	1:A:265:LEU:CD2	2.31	0.61
1:A:411:LEU:N	1:A:412:PRO:HD2	2.16	0.61
1:A:441:TRP:CZ3	1:A:445:LEU:HD12	2.36	0.61
1:A:813:VAL:CG1	1:A:815:TRP:CZ2	2.84	0.61
1:A:81:ARG:HH11	1:A:81:ARG:HG3	1.66	0.61
2:B:466:MET:HG2	2:B:467:HIS:N	2.15	0.61
2:C:200:VAL:CB	2:C:204:LEU:HD22	2.31	0.61
2:C:407:LEU:HD13	2:C:408:GLU:OE2	2.01	0.61
2:C:395:LEU:CD2	2:C:443:VAL:HG12	2.28	0.61
1:A:553:LYS:HD2	2:C:468:ILE:CG2	2.31	0.61
1:D:1030:ARG:C	1:D:1032:THR:H	2.04	0.61
1:D:275:ARG:HB2	1:D:843:GLN:HB3	0.75	0.61
1:D:293:ASP:HB3	1:D:296:SER:HB2	1.83	0.61
1:D:371:LYS:HG3	1:D:396:CYS:CB	2.31	0.61
1:D:402:ALA:O	1:D:406:VAL:HG13	2.00	0.61
1:D:618:HIS:CB	1:D:725:PRO:CG	2.77	0.61
1:D:914:THR:HG21	1:D:999:ASP:CB	2.30	0.61
1:D:966:LEU:CD2	1:D:970:ASN:ND2	2.64	0.61
2:E:417:TYR:HD1	2:E:418:LEU:HG	1.66	0.61
2:E:456:ARG:HD3	2:E:463:LYS:CG	2.29	0.61
2:F:425:LEU:HD21	2:F:429:TYR:OH	2.00	0.61
2:F:449:GLU:C	2:F:449:GLU:CD	2.59	0.61
1:A:96:GLY:O	1:A:100:VAL:HG23	2.01	0.60
1:A:1060:LYS:NZ	1:A:1073:PRO:HB2	2.16	0.60
1:A:887:VAL:N	1:A:1146:ARG:NH1	2.48	0.60
1:A:210:THR:O	1:A:211:LEU:CB	2.38	0.60
1:A:257:THR:HA	1:A:258:GLN:OE1	2.01	0.60
1:A:411:LEU:N	1:A:412:PRO:CD	2.64	0.60
1:A:851:THR:HG22	1:A:853:ARG:N	2.13	0.60
1:A:950:ASN:O	1:A:951:TYR:C	2.39	0.60
2:C:307:GLY:HA2	2:C:335:VAL:H	1.66	0.60
2:C:317:GLY:C	2:C:319:VAL:N	2.47	0.60
2:C:368:HIS:NE2	2:C:370:LYS:HD2	2.16	0.60
2:C:387:VAL:CG2	2:C:417:TYR:HA	2.31	0.60
1:D:1031:GLU:CD	1:D:1096:ARG:NH2	2.54	0.60
1:D:1107:ASP:O	1:D:1110:HIS:HB2	2.01	0.60
1:D:1113:LEU:O	1:D:1116:MET:HB2	2.01	0.60
1:D:1190:ARG:CD	1:D:1195:MET:HE3	2.26	0.60
1:D:1221:TYR:O	1:D:1224:ILE:N	2.34	0.60
1:D:140:ARG:HH11	1:D:140:ARG:HG3	1.65	0.60

Continued on next page...

Continued from previous page...

Atom-1	Atom-2	Interatomic distance (Å)	Clash overlap (Å)
1:D:239:LEU:N	1:D:239:LEU:HD23	2.16	0.60
1:D:603:MET:O	1:D:605:LEU:N	2.34	0.60
1:D:909:GLY:O	1:D:912:GLY:HA2	2.00	0.60
2:E:375:HIS:NE2	2:E:376:PRO:HB3	2.16	0.60
2:F:197:LEU:CD1	2:F:322:LEU:HD21	2.31	0.60
2:F:326:ASP:CG	2:F:329:LYS:HB2	2.22	0.60
2:F:303:LEU:HG	2:F:337:SER:OG	2.01	0.60
2:F:403:PHE:HE1	2:F:415:PRO:HG3	1.60	0.60
2:F:395:LEU:CB	2:F:443:VAL:HG21	2.30	0.60
1:A:1019:TRP:CZ2	1:A:1111:LEU:HD21	2.36	0.60
1:A:1128:ARG:CG	1:A:1129:PHE:N	2.43	0.60
1:A:434:TYR:O	1:A:1129:PHE:CE1	2.54	0.60
1:A:1231:LEU:HD12	1:A:1235:SER:HB2	1.83	0.60
1:A:174:GLY:O	1:A:175:TRP:CD2	2.54	0.60
1:A:254:SER:O	1:A:255:SER:CB	2.49	0.60
1:A:313:ILE:HA	1:A:316:LYS:HG2	1.84	0.60
1:A:513:LEU:CB	1:A:568:GLY:CA	2.56	0.60
1:A:582:ASP:O	1:A:583:PRO:C	2.39	0.60
1:A:739:TYR:C	1:A:741:ASP:O	2.39	0.60
2:B:122:ARG:HB3	2:B:122:ARG:NH1	2.16	0.60
2:B:182:ARG:HB3	2:B:215:PHE:CD1	2.36	0.60
2:C:114:TRP:NE1	2:C:259:ARG:NH1	2.49	0.60
2:C:272:ASN:HA	2:C:292:ASN:ND2	2.15	0.60
2:C:387:VAL:HG12	2:C:395:LEU:HD23	1.81	0.60
1:D:1014:ARG:C	1:D:1014:ARG:HD2	2.21	0.60
1:D:1006:ARG:HH21	1:D:1017:GLY:HA3	1.64	0.60
1:D:1198:LYS:HA	1:D:1204:THR:HB	1.83	0.60
1:D:129:PRO:O	1:D:131:TYR:CZ	2.54	0.60
1:D:273:PHE:O	1:D:277:HIS:HD2	1.84	0.60
1:D:347:TRP:NE1	1:D:349:ASP:OD2	2.33	0.60
1:D:790:ARG:O	1:D:794:ILE:HG12	2.01	0.60
2:E:385:LEU:CD1	2:E:441:VAL:HB	2.31	0.60
2:E:447:THR:HG23	2:E:452:LEU:N	2.16	0.60
1:A:866:ARG:CG	1:A:1069:ILE:CG2	2.75	0.60
1:A:1093:MET:O	1:A:1097:VAL:HG23	2.01	0.60
1:A:352:SER:C	1:A:358:LEU:HD21	2.22	0.60
1:A:816:LEU:HD12	1:A:837:TYR:O	2.00	0.60
1:A:918:TRP:C	1:A:920:THR:N	2.52	0.60
1:A:932:HIS:O	1:A:935:THR:HB	2.01	0.60
1:A:964:ARG:HD2	1:A:1053:THR:HG21	1.82	0.60
2:B:437:ILE:HG22	2:B:438:LEU:N	2.15	0.60

Continued on next page...

Continued from previous page...

Atom-1	Atom-2	Interatomic distance (Å)	Clash overlap (Å)
2:C:239:LEU:O	2:C:338:VAL:HG13	2.01	0.60
2:C:338:VAL:O	2:C:338:VAL:HG23	2.01	0.60
1:D:368:PRO:CB	1:D:369:LEU:HD23	2.31	0.60
1:D:891:VAL:CG1	1:D:1135:ASP:CB	2.76	0.60
2:E:214:CYS:SG	2:E:236:GLU:HB3	2.41	0.60
2:F:254:PHE:N	2:F:257:ARG:NH2	2.48	0.60
1:A:1133:ILE:HD13	1:A:1133:ILE:C	2.21	0.60
1:A:213:VAL:HG22	1:A:221:TYR:CE2	2.36	0.60
1:A:301:ILE:CG2	1:A:302:SER:N	2.64	0.60
1:A:878:VAL:C	1:A:879:GLN:NE2	2.54	0.60
2:B:244:PRO:O	2:B:248:SER:CB	2.45	0.60
2:B:260:LEU:O	2:B:264:ARG:CD	2.49	0.60
2:B:440:THR:O	2:B:441:VAL:HG13	2.01	0.60
2:C:110:LEU:O	2:C:111:ALA:C	2.40	0.60
2:C:144:ALA:O	2:C:145:PHE:HB2	2.01	0.60
2:C:204:LEU:HD11	2:C:206:TYR:HB3	1.81	0.60
2:C:336:LEU:CD2	2:C:337:SER:O	2.50	0.60
2:C:342:LEU:O	2:C:342:LEU:CD2	2.48	0.60
2:C:421:MET:HE2	2:C:422:GLN:CB	2.30	0.60
1:D:1155:ILE:CA	1:D:1158:LEU:HD21	2.27	0.60
1:D:224:CYS:O	1:D:227:ARG:N	2.35	0.60
2:E:319:VAL:HG13	2:E:320:SER:N	2.16	0.60
2:F:200:VAL:O	2:F:201:ASN:HB2	2.01	0.60
1:D:1209:ARG:HH12	2:F:252:LEU:HD13	1.64	0.60
2:F:254:PHE:O	2:F:257:ARG:HB2	2.01	0.60
1:A:1019:TRP:CD1	1:A:1020:ILE:HG22	2.36	0.60
1:A:1028:VAL:O	1:A:1031:GLU:O	2.18	0.60
1:A:572:TRP:HE3	1:A:572:TRP:HA	1.66	0.60
1:A:606:THR:HG23	1:A:613:HIS:CA	2.29	0.60
1:A:869:ARG:O	1:A:872:SER:CB	2.48	0.60
1:A:448:ALA:CA	1:A:870:VAL:CG1	2.80	0.60
2:B:304:TRP:HB2	2:B:337:SER:HB3	1.83	0.60
2:B:400:GLN:NE2	2:B:417:TYR:HB3	2.16	0.60
2:C:305:ASN:C	2:C:335:VAL:HG11	2.21	0.60
2:C:344:ARG:CA	2:C:347:LEU:HD13	2.31	0.60
2:C:372:LEU:CD1	2:C:374:LEU:HG	2.32	0.60
2:C:456:ARG:HE	2:C:456:ARG:N	1.99	0.60
2:C:471:LEU:CA	2:C:474:PHE:HD2	2.15	0.60
1:D:219:ALA:O	1:D:220:TRP:CB	2.44	0.60
1:D:242:ALA:O	1:D:245:ILE:HG12	2.02	0.60
1:D:267:VAL:O	1:D:269:HIS:NE2	2.34	0.60

Continued on next page...

Continued from previous page...

Atom-1	Atom-2	Interatomic distance (Å)	Clash overlap (Å)
1:D:436:PRO:HA	1:D:839:ALA:HB2	1.84	0.60
1:D:842:PRO:O	1:D:844:VAL:HG22	2.01	0.60
2:E:214:CYS:SG	2:E:236:GLU:CD	2.79	0.60
2:F:206:TYR:N	2:F:206:TYR:CD2	2.69	0.60
1:A:1118:TRP:CE3	1:A:1118:TRP:HA	2.36	0.60
2:B:217:PRO:O	2:B:231:ILE:HA	2.02	0.60
2:B:231:ILE:N	2:B:231:ILE:HD13	2.15	0.60
2:B:431:LYS:O	2:B:435:MET:N	2.32	0.60
2:C:121:PHE:O	2:C:123:GLU:N	2.35	0.60
2:C:187:HIS:HA	2:C:190:LEU:HD12	1.84	0.60
2:C:389:ARG:CG	2:C:390:GLY:N	2.65	0.60
1:D:301:ILE:O	1:D:1024:ASP:CG	2.39	0.60
1:D:944:GLU:HG2	1:D:1071:ARG:CZ	2.31	0.60
1:D:1144:GLU:O	1:D:1145:ASP:HB2	2.01	0.60
1:D:1232:GLU:HB2	1:D:1234:ARG:HB2	1.84	0.60
1:D:194:ALA:O	1:D:195:LEU:HG	2.02	0.60
1:D:316:LYS:HD2	1:D:348:LEU:HD23	1.83	0.60
1:D:359:VAL:O	1:D:360:HIS:C	2.37	0.60
1:D:379:LYS:O	1:D:379:LYS:HD3	2.00	0.60
1:D:371:LYS:HD3	1:D:392:LEU:HD21	1.81	0.60
1:D:414:PHE:C	1:D:417:ARG:HB2	2.21	0.60
1:D:491:ASP:O	1:D:492:LEU:O	2.20	0.60
1:D:666:GLN:HG2	1:D:669:MET:CE	2.31	0.60
1:D:718:ALA:O	1:D:722:ARG:CD	2.48	0.60
1:D:86:GLN:C	1:D:87:ILE:HG12	2.21	0.60
2:E:325:ARG:HG2	2:E:330:ASN:CA	2.27	0.60
2:E:437:ILE:CD1	2:E:437:ILE:N	2.64	0.60
2:E:443:VAL:HA	2:E:453:ILE:HG22	1.84	0.60
2:E:93:SER:O	2:E:95:CYS:N	2.34	0.60
2:F:311:LEU:O	2:F:314:MET:HB2	2.01	0.60
2:F:340:GLY:O	2:F:341:ASP:O	2.18	0.60
2:F:386:ASP:HB3	2:F:442:LEU:CD2	2.26	0.60
2:F:430:SER:OG	2:F:431:LYS:N	2.34	0.60
2:F:461:THR:OG1	2:F:461:THR:O	2.20	0.60
2:F:94:GLY:HA2	2:F:96:HIS:ND1	2.16	0.60
1:A:1069:ILE:HG22	1:A:1070:PRO:CD	2.28	0.60
1:A:136:ASP:OD1	1:A:137:GLN:N	2.34	0.60
1:A:216:SER:O	1:A:217:PRO:O	2.19	0.60
1:A:271:VAL:O	1:A:275:ARG:HD3	2.01	0.60
1:A:386:ARG:HB2	1:A:390:GLN:HE22	1.67	0.60
1:A:400:VAL:HG12	1:A:404:HIS:CD2	2.35	0.60

Continued on next page...

Continued from previous page...

Atom-1	Atom-2	Interatomic distance (Å)	Clash overlap (Å)
1:A:570:PRO:HB2	1:A:572:TRP:CE3	2.37	0.60
1:A:811:GLN:NE2	1:A:859:TRP:HZ2	1.99	0.60
1:A:844:VAL:HG13	1:A:844:VAL:O	2.02	0.60
1:A:451:THR:HB	1:A:869:ARG:NH2	2.17	0.60
1:A:894:GLN:O	1:A:898:ILE:CG2	2.50	0.60
2:B:116:THR:HA	2:B:120:VAL:HB	1.84	0.60
2:B:447:THR:HA	2:B:450:ASN:OD1	2.02	0.60
2:C:402:LEU:HB3	2:C:406:LEU:HD21	1.84	0.60
1:D:1029:GLN:HE21	1:D:1030:ARG:NH2	1.97	0.60
1:D:422:VAL:HG11	1:D:1111:LEU:CD1	2.31	0.60
1:D:251:THR:O	1:D:254:SER:C	2.39	0.60
1:D:350:ILE:HG23	1:D:352:SER:CB	2.20	0.60
1:D:214:ALA:N	1:D:401:TRP:CH2	2.69	0.60
1:D:597:ARG:HB3	1:D:616:GLU:CD	2.22	0.60
1:D:618:HIS:HB3	1:D:725:PRO:HB2	1.83	0.60
1:D:427:MET:O	1:D:846:THR:HG21	2.01	0.60
1:D:894:GLN:O	1:D:898:ILE:HG23	2.02	0.60
1:D:961:PHE:HD1	1:D:961:PHE:H	1.48	0.60
2:E:199:LEU:HD22	2:F:77:HIS:CD2	2.35	0.60
2:E:94:GLY:N	2:E:234:LYS:HE2	2.16	0.60
2:E:371:VAL:CG1	2:E:372:LEU:H	2.14	0.60
2:E:385:LEU:O	2:E:440:THR:HG23	2.01	0.60
2:F:260:LEU:O	2:F:264:ARG:HG3	2.02	0.60
1:A:1120:PHE:O	1:A:1125:ILE:HD13	2.02	0.60
1:A:177:ARG:HB2	1:A:183:GLU:HB3	1.83	0.60
1:A:177:ARG:CB	1:A:183:GLU:HB3	2.32	0.60
1:A:188:ALA:O	1:A:189:ILE:HG12	2.01	0.60
1:A:232:ARG:HB3	1:A:239:LEU:CD2	2.08	0.60
1:A:297:MET:CE	1:A:411:LEU:HD22	2.32	0.60
1:A:572:TRP:CE3	1:A:572:TRP:HA	2.37	0.60
1:A:655:LEU:HB2	1:A:719:LEU:CB	2.26	0.60
1:A:655:LEU:HD22	1:A:722:ARG:CZ	2.32	0.60
1:A:823:ARG:O	1:A:824:ALA:HB3	2.02	0.60
2:C:395:LEU:HD22	2:C:443:VAL:O	2.01	0.60
1:D:1065:ALA:O	1:D:1067:SER:N	2.35	0.60
1:D:1027:LYS:HB2	1:D:1096:ARG:NE	2.17	0.60
1:D:136:ASP:O	1:D:140:ARG:HD3	2.02	0.60
1:D:656:TYR:O	1:D:744:ILE:HG13	2.02	0.60
1:D:954:ILE:HG22	1:D:955:TYR:CD2	2.37	0.60
2:E:187:HIS:O	2:E:190:LEU:HB2	2.01	0.60
2:F:134:LYS:CB	2:F:180:LYS:HE2	2.32	0.60

Continued on next page...

Continued from previous page...

Atom-1	Atom-2	Interatomic distance (Å)	Clash overlap (Å)
2:F:447:THR:O	2:F:452:LEU:CA	2.46	0.60
1:A:1016:GLU:HB2	1:A:1020:ILE:HA	1.84	0.60
1:A:228:LEU:HD11	1:A:386:ARG:CB	2.31	0.60
1:A:256:PRO:CD	1:A:257:THR:N	2.61	0.60
1:A:353:VAL:O	1:A:354:ASN:HB3	2.02	0.60
1:A:410:GLN:C	1:A:412:PRO:HD2	2.22	0.60
1:A:481:GLU:O	1:A:484:TRP:HB2	2.02	0.60
1:A:573:TYR:C	1:A:574:ARG:HG3	2.22	0.60
1:A:612:LEU:CD2	1:A:620:TRP:CA	2.78	0.60
1:A:766:PHE:O	1:A:767:ALA:C	2.40	0.60
1:A:891:VAL:HA	1:A:1180:PHE:CE1	2.27	0.60
2:B:208:LEU:HD21	2:B:240:VAL:HB	1.84	0.60
2:B:259:ARG:C	2:B:261:GLN:N	2.51	0.60
2:C:290:TYR:CD1	2:C:299:LEU:HA	2.36	0.60
2:C:309:HIS:HA	2:C:312:LEU:CD1	2.32	0.60
1:D:1006:ARG:CA	1:D:1006:ARG:NH1	2.39	0.60
1:D:173:GLU:O	1:D:175:TRP:N	2.34	0.60
1:D:273:PHE:O	1:D:277:HIS:CD2	2.54	0.60
1:D:457:ARG:CA	1:D:460:LYS:HZ2	2.15	0.60
1:D:620:TRP:CE2	1:D:751:LYS:HB2	2.37	0.60
1:D:656:TYR:HD1	1:D:743:ASP:HB2	1.65	0.60
1:D:815:TRP:CE3	1:D:836:LEU:HB3	2.36	0.60
1:D:883:GLY:HA2	1:D:1143:GLU:OE1	2.02	0.60
2:E:119:VAL:O	2:E:123:GLU:HA	2.00	0.60
2:E:189:ALA:CB	2:E:240:VAL:HG11	2.32	0.60
2:E:388:GLY:CA	2:E:395:LEU:HD11	2.32	0.60
2:E:393:LEU:O	2:E:396:ARG:HG3	2.02	0.60
2:F:267:ALA:O	2:F:270:PRO:HD3	2.01	0.60
1:A:156:LEU:HD23	1:A:156:LEU:N	2.16	0.60
1:A:225:SER:OG	1:A:386:ARG:CB	2.47	0.60
1:A:348:LEU:C	1:A:350:ILE:H	1.99	0.60
1:A:389:PHE:HD1	1:A:390:GLN:NE2	2.00	0.60
1:A:592:LEU:O	1:A:596:MET:HG2	2.02	0.60
1:A:612:LEU:CD2	1:A:614:TYR:H	2.14	0.60
1:A:616:GLU:O	1:A:617:ARG:HB2	2.01	0.60
1:A:659:HIS:NE2	1:A:720:THR:HG22	2.17	0.60
1:A:812:MET:HE3	1:A:813:VAL:HG13	1.83	0.60
1:A:844:VAL:HA	1:A:856:GLU:HG3	1.82	0.60
2:B:265:LYS:CD	2:B:349:TYR:OH	2.50	0.60
2:B:412:SER:O	2:B:413:VAL:CG2	2.48	0.60
2:B:463:LYS:H	2:B:463:LYS:CD	2.15	0.60

Continued on next page...

Continued from previous page...

Atom-1	Atom-2	Interatomic distance (Å)	Clash overlap (Å)
2:C:204:LEU:CD1	2:C:206:TYR:HB3	2.31	0.60
1:D:85:GLU:OE1	1:D:130:LEU:HD13	2.01	0.60
2:E:193:TYR:O	2:E:197:LEU:CB	2.50	0.60
1:A:1058:PHE:O	1:A:1060:LYS:N	2.35	0.59
1:A:1165:ALA:HB2	1:A:1173:LEU:CG	2.32	0.59
1:A:1210:TYR:HE1	1:A:1213:PRO:CG	2.09	0.59
1:A:184:ALA:C	1:A:186:PRO:HD3	2.23	0.59
1:A:204:ALA:C	1:A:206:GLY:H	2.04	0.59
1:A:215:ILE:HB	1:A:401:TRP:CZ3	2.37	0.59
1:A:515:ILE:H	1:A:515:ILE:HD12	1.66	0.59
1:A:476:GLY:HA2	1:A:711:ALA:HB1	1.84	0.59
1:A:769:ASP:C	1:A:772:PRO:HD2	2.22	0.59
2:B:213:VAL:HA	2:B:235:THR:C	2.22	0.59
2:C:235:THR:O	2:C:341:ASP:CG	2.41	0.59
2:C:336:LEU:HD23	2:C:337:SER:C	2.21	0.59
2:C:342:LEU:HD21	2:C:345:GLY:H	1.65	0.59
2:C:354:PHE:O	2:C:355:GLN:C	2.40	0.59
2:C:372:LEU:HD11	2:C:436:SER:OG	2.00	0.59
2:C:388:GLY:N	2:C:443:VAL:O	2.32	0.59
2:C:456:ARG:HB2	2:C:463:LYS:O	2.02	0.59
1:D:1002:GLU:CG	1:D:1003:TRP:N	2.64	0.59
1:D:853:ARG:HH12	1:D:1102:GLN:HA	1.67	0.59
1:D:1116:MET:HG2	1:D:1156:THR:HG21	1.84	0.59
1:D:407:PHE:CD1	1:D:408:GLN:N	2.70	0.59
1:D:444:TYR:OH	1:D:1206:MET:CB	2.49	0.59
1:D:549:LEU:HD23	1:D:552:LEU:HD12	1.84	0.59
1:D:665:LYS:C	1:D:669:MET:HG2	2.22	0.59
1:D:815:TRP:CZ3	1:D:836:LEU:HB3	2.36	0.59
1:D:807:ARG:CB	1:D:858:THR:HG23	2.31	0.59
2:E:262:TRP:O	2:E:265:LYS:CB	2.46	0.59
2:E:380:PRO:HA	2:E:438:LEU:HD12	1.84	0.59
2:E:444:THR:OG1	2:E:446:THR:CG2	2.49	0.59
2:E:455:LEU:HD23	2:E:455:LEU:N	2.16	0.59
2:E:86:LEU:HB2	2:E:91:LEU:CD2	2.31	0.59
2:F:306:LEU:C	2:F:335:VAL:HB	2.22	0.59
2:F:342:LEU:CG	2:F:344:ARG:HB2	2.31	0.59
2:F:352:ASP:N	2:F:355:GLN:HB2	2.17	0.59
2:F:266:PHE:HB3	2:F:378:LEU:HD11	1.83	0.59
2:F:395:LEU:CD2	2:F:448:LEU:HD11	2.32	0.59
1:A:1119:LEU:HD23	1:A:1122:GLU:HG3	1.85	0.59
1:A:887:VAL:HG22	1:A:1146:ARG:NH1	2.14	0.59

Continued on next page...

Continued from previous page...

Atom-1	Atom-2	Interatomic distance (Å)	Clash overlap (Å)
1:A:1112:MET:HA	1:A:1156:THR:HG23	1.83	0.59
1:A:309:ARG:O	1:A:313:ILE:N	2.34	0.59
1:A:371:LYS:HZ3	1:A:400:VAL:HG23	1.66	0.59
1:A:198:ASP:CB	1:A:400:VAL:HG11	2.32	0.59
1:A:488:LEU:N	1:A:488:LEU:HD23	2.17	0.59
1:A:570:PRO:HB2	1:A:572:TRP:CZ3	2.37	0.59
1:A:435:LEU:HD12	1:A:842:PRO:HD3	1.83	0.59
1:A:845:VAL:HG11	1:A:848:GLY:HA3	1.84	0.59
1:A:948:ILE:HG13	1:A:949:PHE:HD2	1.66	0.59
1:A:556:THR:HG22	2:C:467:HIS:NE2	2.17	0.59
1:D:1010:LEU:N	1:D:1011:PRO:CD	2.65	0.59
1:D:1204:THR:O	1:D:1207:GLU:N	2.35	0.59
1:D:184:ALA:O	1:D:185:VAL:HG12	2.02	0.59
1:D:309:ARG:C	1:D:313:ILE:HG23	2.22	0.59
1:D:389:PHE:CA	1:D:393:MET:CG	2.72	0.59
1:D:504:LYS:CB	1:D:523:ASP:O	2.47	0.59
1:D:752:LEU:HB3	1:D:753:PRO:HB3	1.83	0.59
1:D:992:LEU:HB3	1:D:996:ARG:CD	2.32	0.59
2:E:104:VAL:HG21	2:F:128:VAL:CA	2.32	0.59
2:F:346:MET:SD	2:F:346:MET:C	2.81	0.59
2:F:387:VAL:HG13	2:F:399:CYS:HB2	1.83	0.59
2:F:446:THR:CB	2:F:450:ASN:H	2.15	0.59
2:F:472:LYS:O	2:F:475:LEU:HG	2.02	0.59
1:A:1153:LEU:CD1	1:A:1157:ASN:ND2	2.65	0.59
1:A:1190:ARG:NH2	1:A:1197:CYS:HB2	2.18	0.59
1:A:245:ILE:O	1:A:248:GLU:HG2	2.02	0.59
1:A:275:ARG:HG2	1:A:843:GLN:CB	2.32	0.59
1:A:665:LYS:HG2	1:A:666:GLN:H	1.66	0.59
2:B:79:LEU:CA	2:B:100:GLY:HA3	2.33	0.59
2:B:440:THR:O	2:B:455:LEU:HB2	2.02	0.59
2:C:208:LEU:CD2	2:C:242:PHE:CE2	2.84	0.59
2:C:456:ARG:CB	2:C:463:LYS:O	2.50	0.59
1:D:1190:ARG:NE	1:D:1195:MET:HG2	2.17	0.59
1:D:1207:GLU:OE2	1:D:1210:TYR:CE2	2.54	0.59
1:D:285:GLN:NE2	1:D:1128:ARG:CG	2.61	0.59
1:D:257:THR:OG1	1:D:287:SER:CB	2.50	0.59
1:D:798:ILE:HG22	1:D:869:ARG:HH12	1.61	0.59
2:E:380:PRO:O	2:E:382:LYS:HD2	2.02	0.59
2:E:442:LEU:C	2:E:442:LEU:HD13	2.23	0.59
2:E:447:THR:HG21	2:E:453:ILE:CG2	2.24	0.59
2:F:186:LEU:O	2:F:189:ALA:HB3	2.01	0.59

Continued on next page...

Continued from previous page...

Atom-1	Atom-2	Interatomic distance (Å)	Clash overlap (Å)
2:F:264:ARG:HA	2:F:270:PRO:HB3	1.84	0.59
1:A:115:GLN:O	1:A:118:VAL:HG13	2.02	0.59
1:A:1232:GLU:HG3	1:A:1234:ARG:NE	2.17	0.59
1:A:275:ARG:NH2	1:A:844:VAL:C	2.55	0.59
1:A:869:ARG:O	1:A:872:SER:N	2.30	0.59
2:B:246:ARG:C	2:B:248:SER:H	2.06	0.59
2:B:344:ARG:N	2:B:344:ARG:CD	2.65	0.59
2:B:372:LEU:O	2:B:458:ARG:HD2	2.01	0.59
2:B:83:LYS:N	2:B:83:LYS:HD2	2.15	0.59
2:C:310:GLU:OE1	2:C:310:GLU:N	2.36	0.59
2:C:239:LEU:HG	2:C:336:LEU:CD1	2.33	0.59
2:C:353:SER:OG	2:C:354:PHE:N	2.33	0.59
1:D:113:TRP:CE3	1:D:116:PRO:HG2	2.36	0.59
1:D:887:VAL:H	1:D:1146:ARG:NH2	1.98	0.59
1:D:1193:VAL:CG2	1:D:1194:THR:N	2.36	0.59
1:D:192:GLU:OE1	1:D:193:ARG:NH1	2.35	0.59
1:D:808:ILE:HG21	1:D:874:LEU:HD23	1.83	0.59
1:D:247:LEU:CA	1:D:815:TRP:CD1	2.84	0.59
1:D:930:ASP:C	1:D:930:ASP:OD2	2.40	0.59
1:D:97:GLU:O	1:D:101:ARG:HG3	2.02	0.59
2:E:101:PRO:CG	2:F:128:VAL:HG21	2.32	0.59
2:F:193:TYR:HB2	2:F:242:PHE:CZ	2.38	0.59
2:F:343:ASP:C	2:F:347:LEU:CD1	2.70	0.59
2:F:78:PHE:C	2:F:100:GLY:H	2.06	0.59
1:A:1006:ARG:NH2	1:A:1010:LEU:CD1	2.57	0.59
1:A:1200:PRO:HB2	1:A:1203:PRO:CD	2.32	0.59
1:A:608:ASP:CA	1:A:779:LEU:HD22	2.32	0.59
2:B:132:HIS:HA	2:B:182:ARG:NE	2.17	0.59
2:B:413:VAL:HG12	2:B:414:TRP:H	1.66	0.59
2:C:69:LEU:HD23	2:C:351:TYR:CD1	2.37	0.59
2:C:454:HIS:HD2	2:C:472:LYS:HE3	1.68	0.59
1:D:1015:THR:CG2	1:D:1026:ARG:CB	2.80	0.59
1:D:866:ARG:NE	1:D:1069:ILE:HB	2.17	0.59
1:D:1198:LYS:N	1:D:1204:THR:HG21	2.18	0.59
1:D:127:LEU:HD23	1:D:128:PRO:CD	2.32	0.59
1:D:182:GLY:O	1:D:183:GLU:HB2	2.03	0.59
1:D:289:MET:HE2	1:D:290:ARG:H	1.68	0.59
1:D:416:GLU:C	1:D:418:CYS:H	2.03	0.59
1:D:458:GLU:N	1:D:460:LYS:NZ	2.50	0.59
1:D:586:THR:N	1:D:587:PRO:HD3	2.16	0.59
1:D:793:GLU:O	1:D:797:MET:HG3	2.02	0.59

Continued on next page...

Continued from previous page...

Atom-1	Atom-2	Interatomic distance (Å)	Clash overlap (Å)
1:D:822:PRO:O	1:D:825:VAL:HB	2.03	0.59
1:D:938:THR:O	1:D:939:VAL:HG23	2.03	0.59
1:D:770:PHE:HZ	1:D:968:GLN:O	1.85	0.59
2:E:211:ILE:HD13	2:E:211:ILE:N	2.18	0.59
2:E:456:ARG:HD2	2:E:461:THR:C	2.23	0.59
2:E:127:PRO:HG2	2:F:101:PRO:CA	2.33	0.59
2:F:446:THR:C	2:F:449:GLU:H	2.06	0.59
1:A:1131:ILE:CG2	1:A:1138:ARG:N	2.57	0.59
1:A:1219:ASP:O	1:A:1223:ILE:HG22	2.02	0.59
1:A:974:THR:CG2	1:A:975:GLN:H	2.16	0.59
2:B:69:LEU:HD13	2:B:73:CYS:SG	2.43	0.59
2:C:197:LEU:HD11	2:C:322:LEU:CD2	2.32	0.59
2:C:206:TYR:O	2:C:241:TRP:HA	2.02	0.59
2:C:307:GLY:CA	2:C:335:VAL:HG12	2.32	0.59
2:C:341:ASP:OD1	2:C:342:LEU:N	2.30	0.59
1:D:1069:ILE:HG12	1:D:1070:PRO:CD	2.32	0.59
1:D:1175:GLN:HG3	1:D:1176:SER:N	2.16	0.59
1:D:359:VAL:C	1:D:361:ARG:N	2.49	0.59
1:D:403:THR:HA	1:D:406:VAL:HG13	1.85	0.59
1:D:76:ILE:CA	1:D:911:HIS:NE2	2.66	0.59
1:D:872:SER:OG	1:D:1200:PRO:N	2.35	0.59
1:D:873:GLU:OE1	1:D:1203:PRO:CG	2.50	0.59
2:E:78:PHE:CD2	2:E:102:LEU:CD1	2.85	0.59
2:E:193:TYR:HE2	2:E:322:LEU:HD22	1.66	0.59
2:E:447:THR:HG23	2:E:452:LEU:H	1.68	0.59
1:D:472:GLN:HB3	2:F:460:THR:C	2.23	0.59
1:A:851:THR:OG1	1:A:1102:GLN:HB3	2.02	0.59
1:A:175:TRP:CD1	1:A:176:THR:N	2.71	0.59
1:A:365:TYR:CD2	1:A:365:TYR:N	2.70	0.59
1:A:634:LEU:HD12	1:A:638:THR:CG2	2.33	0.59
1:A:776:ASP:C	1:A:776:ASP:OD1	2.41	0.59
1:A:83:LEU:O	1:A:84:HIS:C	2.41	0.59
1:A:868:ASP:CG	1:A:1199:THR:HG21	2.23	0.59
2:B:204:LEU:CG	2:B:325:ARG:HH21	2.05	0.59
2:B:82:SER:HB3	2:B:85:GLN:HG2	1.85	0.59
1:D:1015:THR:CG2	1:D:1026:ARG:HB2	2.32	0.59
1:D:306:SER:CB	1:D:1058:PHE:CE2	2.86	0.59
1:D:1148:ARG:CZ	1:D:1231:LEU:HD22	2.33	0.59
1:D:167:PRO:CD	1:D:168:ALA:H	2.16	0.59
1:D:245:ILE:CG1	1:D:246:PRO:HD3	2.33	0.59
1:D:312:TRP:CA	1:D:316:LYS:HD3	2.32	0.59

Continued on next page...

Continued from previous page...

Atom-1	Atom-2	Interatomic distance (Å)	Clash overlap (Å)
1:D:479:TYR:HD1	1:D:480:LYS:HG3	1.65	0.59
1:D:509:THR:HG21	1:D:512:LYS:HD3	1.85	0.59
1:D:769:ASP:O	1:D:773:LYS:HG2	2.02	0.59
1:D:775:GLU:CG	1:D:780:GLN:HG3	2.20	0.59
1:D:795:ASN:N	1:D:795:ASN:ND2	2.34	0.59
1:D:875:LYS:HG3	1:D:1189:LEU:O	2.01	0.59
2:E:106:LEU:O	2:E:109:ASN:OD1	2.20	0.59
2:E:205:PRO:HG2	2:E:241:TRP:HE1	1.67	0.59
2:E:282:GLU:HG3	2:E:309:HIS:CE1	2.37	0.59
2:E:466:MET:HG2	2:E:467:HIS:H	1.67	0.59
2:E:475:LEU:HB3	2:E:479:ILE:CD1	2.33	0.59
2:F:251:TRP:HE3	2:F:251:TRP:HA	1.66	0.59
2:F:306:LEU:HD21	2:F:310:GLU:CG	2.33	0.59
2:F:343:ASP:HB2	2:F:347:LEU:HD11	1.83	0.59
2:F:428:LEU:HB3	2:F:432:TYR:CE1	2.38	0.59
2:F:432:TYR:CB	2:F:437:ILE:HD11	2.31	0.59
2:F:67:GLU:O	2:F:71:GLU:N	2.33	0.59
1:A:1003:TRP:HA	1:A:1006:ARG:HB2	1.85	0.59
1:A:875:LYS:O	1:A:1189:LEU:HB2	2.02	0.59
1:A:1231:LEU:HD12	1:A:1235:SER:CB	2.33	0.59
1:A:154:ALA:O	1:A:158:LEU:HD13	2.02	0.59
1:A:213:VAL:HG12	1:A:401:TRP:CE2	2.36	0.59
1:A:282:TYR:CZ	1:A:291:PHE:CE1	2.91	0.59
1:A:460:LYS:O	1:A:464:MET:N	2.36	0.59
1:A:601:LYS:HZ1	1:A:721:ALA:C	2.05	0.59
1:A:605:LEU:HB2	1:A:614:TYR:CD1	2.38	0.59
1:A:728:THR:CG2	1:A:729:GLN:H	2.03	0.59
1:A:996:ARG:CD	1:A:1000:GLU:O	2.51	0.59
2:B:106:LEU:O	2:B:110:LEU:N	2.32	0.59
2:C:344:ARG:CA	2:C:347:LEU:HB2	2.25	0.59
2:C:393:LEU:HA	2:C:396:ARG:HG3	1.85	0.59
1:D:868:ASP:OD1	1:D:1199:THR:HG21	2.03	0.59
1:D:176:THR:HG23	1:D:177:ARG:N	2.16	0.59
1:D:279:ARG:CZ	1:D:433:SER:O	2.51	0.59
1:D:460:LYS:O	1:D:461:LYS:C	2.38	0.59
1:D:472:GLN:CG	2:F:460:THR:OG1	2.51	0.59
1:D:646:VAL:HG12	1:D:647:CYS:N	2.18	0.59
1:D:742:VAL:CG2	1:D:748:TRP:CE3	2.86	0.59
1:D:898:ILE:CG1	1:D:899:ALA:N	2.66	0.59
2:F:208:LEU:HD11	2:F:240:VAL:C	2.23	0.59
2:F:208:LEU:O	2:F:208:LEU:CD1	2.48	0.59

Continued on next page...

Continued from previous page...

Atom-1	Atom-2	Interatomic distance (Å)	Clash overlap (Å)
1:A:1060:LYS:HE2	1:A:1064:ILE:HG23	1.85	0.59
1:A:1113:LEU:HB2	1:A:1117:LYS:NZ	2.18	0.59
1:A:157:LEU:HD21	1:A:194:ALA:O	2.03	0.59
1:A:245:ILE:HG13	1:A:246:PRO:CD	2.22	0.59
1:A:464:MET:SD	1:A:579:ARG:HB2	2.43	0.59
1:A:560:PRO:HB2	2:C:452:LEU:HD21	1.85	0.59
1:A:617:ARG:HB3	1:A:763:GLY:O	2.03	0.59
1:A:604:ALA:CB	1:A:717:LEU:CD1	2.80	0.59
2:B:411:ILE:HD12	2:B:411:ILE:N	2.18	0.59
2:B:87:SER:C	2:B:89:ASP:H	2.06	0.59
2:C:466:MET:CA	2:C:471:LEU:HD22	2.33	0.59
1:D:1008:LEU:HD22	1:D:1008:LEU:C	2.22	0.59
1:D:1057:MET:HB3	1:D:1064:ILE:CD1	2.26	0.59
1:D:1069:ILE:CB	1:D:1070:PRO:CD	2.77	0.59
1:D:1109:LEU:HD21	1:D:1137:VAL:HG21	1.85	0.59
1:D:312:TRP:CE3	1:D:316:LYS:HD2	2.38	0.59
1:D:348:LEU:HD21	1:D:350:ILE:CG1	2.23	0.59
1:D:597:ARG:NH1	1:D:725:PRO:N	2.51	0.59
1:D:86:GLN:HE21	1:D:132:GLY:HA3	1.68	0.59
1:D:907:PHE:HE2	1:D:913:CYS:HG	1.50	0.59
1:D:973:LEU:HB3	1:D:977:GLU:OE1	2.01	0.59
1:D:993:ARG:C	1:D:996:ARG:CD	2.70	0.59
2:E:199:LEU:CG	2:E:200:VAL:N	2.65	0.59
2:E:218:VAL:HB	2:E:230:SER:OG	2.02	0.59
2:E:247:THR:HB	2:E:251:TRP:NE1	2.18	0.59
2:E:76:ARG:CG	2:E:435:MET:SD	2.90	0.59
2:E:379:ALA:HB3	2:E:438:LEU:HD21	1.85	0.59
2:F:442:LEU:O	2:F:455:LEU:CD1	2.50	0.59
1:A:1147:TYR:O	1:A:1150:ALA:HB3	2.03	0.59
1:A:1179:PHE:O	1:A:1220:ILE:HD11	2.03	0.59
1:A:868:ASP:CB	1:A:1199:THR:HB	2.33	0.59
1:A:173:GLU:OE2	1:A:223:TRP:CZ2	2.47	0.59
1:A:509:THR:CB	1:A:513:LEU:HD21	2.33	0.59
1:A:853:ARG:NH1	1:A:1102:GLN:O	2.36	0.59
1:A:896:LEU:HD21	1:A:951:TYR:CE2	2.38	0.59
2:B:182:ARG:HB3	2:B:215:PHE:HD1	1.67	0.59
2:C:229:LYS:O	2:C:230:SER:HB2	2.02	0.59
2:C:114:TRP:NE1	2:C:259:ARG:NH2	2.51	0.59
2:C:361:PHE:HD2	2:C:362:THR:HG23	1.66	0.59
2:C:67:GLU:O	2:C:71:GLU:HB3	2.02	0.59
2:C:81:GLY:HA3	2:C:97:PRO:CD	2.33	0.59

Continued on next page...

Continued from previous page...

Atom-1	Atom-2	Interatomic distance (Å)	Clash overlap (Å)
1:D:1165:ALA:HB3	1:D:1166:TYR:CD1	2.37	0.59
1:D:297:MET:HG3	1:D:415:LEU:CD1	2.32	0.59
1:D:482:ASP:CB	1:D:483:PRO:HD2	2.32	0.59
1:D:502:LYS:CG	1:D:506:GLU:HB3	2.33	0.59
1:D:514:PRO:O	1:D:568:GLY:HA3	2.03	0.59
1:D:516:GLU:HG2	1:D:565:HIS:NE2	2.17	0.59
1:D:742:VAL:CG1	1:D:743:ASP:N	2.65	0.59
1:D:795:ASN:C	1:D:798:ILE:HG12	2.22	0.59
1:D:877:MET:HE1	1:D:1203:PRO:C	2.22	0.59
2:F:304:TRP:N	2:F:337:SER:CB	2.52	0.59
2:F:371:VAL:HG23	2:F:433:ASP:CA	2.32	0.59
2:F:382:LYS:O	2:F:438:LEU:HB2	2.02	0.59
1:A:1015:THR:C	1:A:1016:GLU:OE2	2.41	0.58
1:A:426:GLY:HA2	1:A:1117:LYS:HZ1	1.66	0.58
1:A:201:VAL:HG13	1:A:206:GLY:O	2.03	0.58
1:A:245:ILE:O	1:A:248:GLU:CG	2.51	0.58
1:A:371:LYS:HD3	1:A:396:CYS:CA	2.21	0.58
1:A:750:PHE:N	1:A:750:PHE:CD1	2.71	0.58
1:A:937:THR:HA	1:A:940:GLY:HA2	1.84	0.58
1:A:996:ARG:NH1	1:A:1003:TRP:HB3	2.17	0.58
2:B:122:ARG:O	2:B:124:GLN:N	2.30	0.58
2:B:203:ARG:HH11	2:B:206:TYR:HB3	1.68	0.58
2:B:385:LEU:CB	2:B:441:VAL:HG23	2.32	0.58
2:C:128:VAL:CG1	2:C:192:HIS:HD2	2.16	0.58
2:C:344:ARG:CG	2:C:347:LEU:HD22	2.33	0.58
2:C:351:TYR:HD1	2:C:355:GLN:HA	1.67	0.58
2:C:394:GLU:C	2:C:397:GLN:HB3	2.23	0.58
2:C:484:ASN:C	2:C:485:VAL:HG13	2.23	0.58
2:C:74:GLN:HG3	2:C:75:ARG:N	2.17	0.58
2:C:81:GLY:HA3	2:C:97:PRO:HD2	1.84	0.58
1:D:1056:GLU:HB3	1:D:1057:MET:HE3	1.83	0.58
1:D:1188:CYS:SG	1:D:1189:LEU:N	2.75	0.58
1:D:213:VAL:HG13	1:D:401:TRP:NE1	2.17	0.58
1:D:291:PHE:O	1:D:293:ASP:N	2.36	0.58
1:D:439:GLN:NE2	1:D:837:TYR:HE2	2.01	0.58
1:D:474:LEU:CD1	1:D:474:LEU:N	2.65	0.58
1:D:498:LYS:HZ3	1:D:521:PRO:HB3	1.68	0.58
1:D:567:PRO:O	1:D:569:HIS:N	2.36	0.58
1:D:620:TRP:CD1	1:D:620:TRP:N	2.69	0.58
1:D:967:MET:CE	1:D:978:ALA:HB2	2.33	0.58
1:D:981:LYS:O	1:D:985:MET:HG3	2.03	0.58

Continued on next page...

Continued from previous page...

Atom-1	Atom-2	Interatomic distance (Å)	Clash overlap (Å)
2:E:380:PRO:C	2:E:382:LYS:N	2.55	0.58
2:F:131:LEU:O	2:F:133:HIS:HB2	2.03	0.58
2:F:239:LEU:H	2:F:338:VAL:CB	2.14	0.58
2:F:294:PRO:HD2	2:F:295:TRP:CZ3	2.38	0.58
2:F:475:LEU:HA	2:F:478:TYR:HB2	1.85	0.58
1:A:445:LEU:O	1:A:449:GLN:HG3	2.03	0.58
1:A:526:ASP:OD2	1:A:527:GLN:N	2.36	0.58
1:A:627:ARG:O	1:A:627:ARG:HG3	2.03	0.58
1:A:655:LEU:O	1:A:659:HIS:CB	2.48	0.58
1:A:76:ILE:CB	1:A:911:HIS:CE1	2.82	0.58
1:A:80:SER:OG	1:A:81:ARG:N	2.35	0.58
1:A:296:SER:CB	1:A:847:ALA:HB3	2.30	0.58
1:A:877:MET:HE2	1:A:877:MET:O	2.03	0.58
1:A:886:LEU:C	1:A:1146:ARG:CZ	2.72	0.58
2:B:269:SER:CB	2:B:352:ASP:OD1	2.51	0.58
2:C:287:ASN:O	2:C:302:THR:O	2.21	0.58
2:C:403:PHE:HD1	2:C:417:TYR:HH	1.48	0.58
2:C:452:LEU:HD12	2:C:453:ILE:CG1	2.33	0.58
1:D:1067:SER:HB3	1:D:1073:PRO:HG2	1.85	0.58
1:D:1196:ASP:OD2	1:D:1204:THR:HG21	2.03	0.58
1:D:177:ARG:HG2	1:D:218:SER:OG	2.03	0.58
1:D:247:LEU:CA	1:D:815:TRP:HD1	2.16	0.58
1:D:371:LYS:HZ1	1:D:396:CYS:HB2	1.66	0.58
1:D:456:GLN:O	1:D:460:LYS:HD3	2.03	0.58
1:D:607:TRP:O	1:D:611:PRO:O	2.21	0.58
1:D:737:GLY:N	1:D:750:PHE:HZ	1.94	0.58
1:D:802:ARG:HG3	1:D:803:ASN:OD1	2.02	0.58
1:D:829:PRO:HG3	1:D:831:TYR:CZ	2.38	0.58
2:E:79:LEU:CA	2:E:100:GLY:N	2.65	0.58
2:E:369:ARG:CA	2:E:430:SER:HB3	2.33	0.58
2:F:254:PHE:CE2	2:F:255:TRP:CE2	2.90	0.58
2:F:396:ARG:HD2	2:F:396:ARG:C	2.23	0.58
2:F:455:LEU:HB3	2:F:456:ARG:HE	1.66	0.58
1:A:1046:GLU:OE1	1:A:1046:GLU:HA	2.03	0.58
1:A:167:PRO:O	1:A:168:ALA:C	2.42	0.58
1:A:371:LYS:HZ1	1:A:400:VAL:HG23	1.65	0.58
1:A:297:MET:HE3	1:A:411:LEU:HD13	1.84	0.58
1:A:579:ARG:HH11	1:A:579:ARG:HG2	1.68	0.58
1:A:606:THR:N	1:A:613:HIS:O	2.36	0.58
1:A:752:LEU:HB3	1:A:753:PRO:CA	2.33	0.58
1:A:976:GLN:O	1:A:979:ALA:HB3	2.02	0.58

Continued on next page...

Continued from previous page...

Atom-1	Atom-2	Interatomic distance (Å)	Clash overlap (Å)
2:B:445:GLU:C	2:B:447:THR:H	2.05	0.58
2:C:201:ASN:C	2:C:203:ARG:N	2.56	0.58
2:B:133:HIS:CE1	2:C:231:ILE:CG2	2.86	0.58
2:C:354:PHE:HE1	2:C:370:LYS:CB	2.16	0.58
2:C:398:VAL:CA	2:C:401:GLY:H	2.15	0.58
2:C:405:GLU:OE1	2:C:406:LEU:HD12	2.03	0.58
1:D:1069:ILE:CG2	1:D:1070:PRO:CD	2.61	0.58
1:D:1141:VAL:HG11	1:D:1146:ARG:HA	1.86	0.58
1:D:1151:LEU:CD2	1:D:1223:ILE:HD11	2.33	0.58
1:D:131:TYR:CB	1:D:138:HIS:HE1	2.13	0.58
1:D:375:GLU:O	1:D:378:VAL:N	2.34	0.58
1:D:617:ARG:O	1:D:762:VAL:CG2	2.49	0.58
1:D:801:TRP:O	1:D:804:ALA:N	2.36	0.58
1:D:91:GLY:O	1:D:92:GLY:C	2.42	0.58
2:E:102:LEU:C	2:E:102:LEU:CD1	2.71	0.58
2:E:239:LEU:CD2	2:E:338:VAL:HG21	2.34	0.58
2:E:390:GLY:H	2:E:395:LEU:HG	1.64	0.58
2:F:130:ALA:HB1	2:F:182:ARG:NH1	2.17	0.58
2:F:241:TRP:HZ3	2:F:255:TRP:CZ2	2.21	0.58
2:F:368:HIS:CE1	2:F:370:LYS:HD2	2.37	0.58
2:F:388:GLY:O	2:F:444:THR:HA	2.03	0.58
2:E:123:GLU:HB3	2:F:403:PHE:CZ	2.39	0.58
2:F:456:ARG:HE	2:F:456:ARG:N	2.00	0.58
2:F:466:MET:CE	2:F:471:LEU:HB3	2.33	0.58
1:A:1014:ARG:O	1:A:1015:THR:HG23	2.03	0.58
1:A:1020:ILE:CG1	1:A:1021:SER:N	2.66	0.58
1:A:1123:PHE:C	1:A:1125:ILE:N	2.56	0.58
1:A:291:PHE:O	1:A:292:LEU:HB2	2.04	0.58
1:A:312:TRP:O	1:A:316:LYS:HB3	2.03	0.58
1:A:374:ARG:NE	1:A:392:LEU:CD1	2.62	0.58
1:A:385:ILE:HG23	1:A:386:ARG:N	2.17	0.58
1:A:443:ARG:O	1:A:447:GLU:HG3	2.02	0.58
1:A:616:GLU:HG3	1:A:724:GLY:O	2.03	0.58
1:A:744:ILE:CB	1:A:745:PRO:CD	2.74	0.58
1:A:74:LEU:C	1:A:76:ILE:H	2.05	0.58
1:A:79:LEU:CB	1:A:89:GLY:HA2	2.28	0.58
1:A:929:THR:HG23	1:A:947:LYS:HD3	1.85	0.58
1:A:958:GLY:CA	1:A:986:TYR:CE2	2.86	0.58
2:B:248:SER:O	2:B:252:LEU:HD13	2.03	0.58
1:A:1209:ARG:HH12	2:C:256:LEU:CB	2.16	0.58
2:C:383:VAL:HG22	2:C:384:ALA:N	2.18	0.58

Continued on next page...

Continued from previous page...

Atom-1	Atom-2	Interatomic distance (Å)	Clash overlap (Å)
2:C:435:MET:HE2	2:C:435:MET:CA	2.23	0.58
2:C:448:LEU:HA	2:C:451:GLY:HA2	1.83	0.58
2:C:59:ALA:HA	2:C:62:SER:OG	2.02	0.58
1:D:1138:ARG:NH2	1:D:1191:LYS:NZ	2.51	0.58
1:D:259:ARG:O	1:D:260:ASP:OD2	2.21	0.58
1:D:401:TRP:CD1	1:D:404:HIS:HD2	2.21	0.58
1:D:597:ARG:CA	1:D:616:GLU:OE1	2.51	0.58
1:D:728:THR:HG23	1:D:741:ASP:OD2	2.04	0.58
1:D:868:ASP:O	1:D:869:ARG:HB2	2.02	0.58
1:D:916:PHE:O	1:D:916:PHE:HD1	1.86	0.58
1:D:995:TYR:CE1	1:D:1004:LEU:CB	2.62	0.58
2:E:130:ALA:HB2	2:E:210:GLN:NE2	2.19	0.58
2:E:72:ILE:HD11	2:E:370:LYS:HE2	1.85	0.58
2:E:88:ARG:H	2:E:88:ARG:HD3	1.66	0.58
2:F:208:LEU:CD2	2:F:242:PHE:CD2	2.87	0.58
2:F:400:GLN:NE2	2:F:404:ASN:CG	2.56	0.58
1:A:228:LEU:C	1:A:228:LEU:CD2	2.69	0.58
1:A:316:LYS:HZ2	1:A:350:ILE:CG2	2.17	0.58
1:A:376:LEU:C	1:A:378:VAL:N	2.56	0.58
1:A:572:TRP:HB2	2:C:477:LYS:HE2	1.85	0.58
1:A:660:CYS:CB	1:A:745:PRO:HG3	2.33	0.58
1:A:732:TYR:CE1	1:A:755:LYS:HG2	2.38	0.58
2:B:309:HIS:HB3	2:B:312:LEU:HD23	1.78	0.58
2:B:385:LEU:HB3	2:B:441:VAL:CG2	2.33	0.58
2:C:146:ARG:CB	2:C:228:VAL:HG11	2.33	0.58
2:C:456:ARG:HB2	2:C:463:LYS:HB3	1.84	0.58
2:C:88:ARG:HG2	2:C:89:ASP:N	2.17	0.58
1:D:1068:ASP:O	1:D:1069:ILE:O	2.21	0.58
1:D:223:TRP:CZ3	1:D:250:PRO:HB2	2.38	0.58
1:D:249:VAL:CG2	1:D:251:THR:HG22	2.33	0.58
1:D:449:GLN:O	1:D:452:TYR:CD2	2.56	0.58
2:E:429:TYR:O	2:E:431:LYS:O	2.20	0.58
2:F:274:SER:OG	2:F:275:SER:N	2.35	0.58
2:F:241:TRP:HB2	2:F:336:LEU:HB2	1.82	0.58
2:F:414:TRP:O	2:F:414:TRP:CG	2.56	0.58
1:A:1131:ILE:HG12	1:A:1133:ILE:H	1.68	0.58
1:A:1154:GLN:NE2	1:A:1220:ILE:HG13	2.19	0.58
1:A:257:THR:OG1	1:A:258:GLN:N	2.35	0.58
1:A:197:PHE:HB3	1:A:277:HIS:CD2	2.39	0.58
1:A:296:SER:HB2	1:A:846:THR:O	2.02	0.58
1:A:214:ALA:HA	1:A:401:TRP:HZ2	1.62	0.58

Continued on next page...

Continued from previous page...

Atom-1	Atom-2	Interatomic distance (Å)	Clash overlap (Å)
1:A:77:GLN:HB2	1:A:1174:PRO:CB	2.34	0.58
1:A:588:GLY:HA3	1:A:806:LYS:NZ	2.18	0.58
1:A:886:LEU:N	1:A:1146:ARG:CZ	2.67	0.58
1:A:930:ASP:CA	1:A:933:SER:HB3	2.31	0.58
1:A:948:ILE:HG13	1:A:949:PHE:CD2	2.38	0.58
2:B:133:HIS:NE2	2:C:231:ILE:HG22	2.19	0.58
2:B:451:GLY:C	2:B:452:LEU:HD22	2.24	0.58
2:C:452:LEU:CD1	2:C:453:ILE:H	2.16	0.58
1:D:948:ILE:CG2	1:D:1071:ARG:CB	2.80	0.58
1:D:265:LEU:HG	1:D:266:VAL:C	2.24	0.58
1:D:381:THR:HG23	1:D:382:MET:N	2.19	0.58
1:D:401:TRP:O	1:D:405:GLU:HG2	2.03	0.58
1:D:415:LEU:C	1:D:417:ARG:N	2.57	0.58
1:D:652:ILE:HG22	1:D:656:TYR:HE2	1.67	0.58
1:D:272:SER:CB	1:D:843:GLN:CD	2.68	0.58
1:D:857:PRO:C	1:D:1062:GLU:OE2	2.42	0.58
2:E:278:CYS:O	2:E:286:GLY:O	2.20	0.58
2:E:377:CYS:C	2:E:380:PRO:CD	2.67	0.58
2:E:425:LEU:N	2:E:428:LEU:HD11	2.17	0.58
2:E:379:ALA:C	2:E:438:LEU:HD11	2.24	0.58
1:D:472:GLN:O	2:F:461:THR:HG21	2.03	0.58
1:A:1006:ARG:CZ	1:A:1010:LEU:CD1	2.81	0.58
1:A:884:TYR:HB3	1:A:1140:LEU:HD21	1.84	0.58
1:A:190:PRO:C	1:A:192:GLU:HG3	2.24	0.58
1:A:220:TRP:NE1	1:A:221:TYR:CD1	2.72	0.58
1:A:232:ARG:HD2	1:A:239:LEU:HD23	1.86	0.58
1:A:605:LEU:H	1:A:717:LEU:HD21	1.69	0.58
1:A:637:GLY:O	1:A:641:GLU:HG2	2.03	0.58
1:A:659:HIS:HD2	1:A:720:THR:HB	1.68	0.58
1:A:739:TYR:O	1:A:740:ASN:HB3	2.02	0.58
1:A:622:TYR:N	1:A:747:CYS:O	2.37	0.58
1:A:914:THR:O	1:A:915:ALA:HB3	2.04	0.58
2:B:396:ARG:HD2	2:B:418:LEU:N	2.19	0.58
2:B:417:TYR:C	2:B:419:GLU:N	2.54	0.58
2:C:423:SER:CB	2:C:428:LEU:HD21	2.33	0.58
2:C:484:ASN:C	2:C:485:VAL:CG1	2.72	0.58
2:C:68:ALA:O	2:C:72:ILE:HG12	2.04	0.58
1:D:872:SER:HG	1:D:1200:PRO:N	2.02	0.58
1:D:357:ALA:O	1:D:358:GLU:C	2.40	0.58
1:D:464:MET:O	1:D:467:ALA:HB3	2.03	0.58
1:D:601:LYS:HZ1	1:D:722:ARG:H	1.51	0.58

Continued on next page...

Continued from previous page...

Atom-1	Atom-2	Interatomic distance (Å)	Clash overlap (Å)
1:D:744:ILE:HB	1:D:745:PRO:CD	2.34	0.58
1:D:823:ARG:NH1	1:D:824:ALA:HB2	2.18	0.58
1:D:279:ARG:CB	1:D:841:LEU:CB	2.82	0.58
1:D:273:PHE:N	1:D:843:GLN:OE1	2.37	0.58
2:E:229:LYS:HG2	2:E:231:ILE:HG13	1.84	0.58
2:E:456:ARG:HG2	2:E:457:SER:N	2.16	0.58
2:E:104:VAL:HG21	2:F:128:VAL:HA	1.84	0.58
2:F:323:HIS:C	2:F:331:VAL:O	2.41	0.58
2:F:435:MET:CA	2:F:435:MET:HE2	2.26	0.58
1:A:110:HIS:O	1:A:112:LEU:CD1	2.51	0.58
1:A:389:PHE:HD2	1:A:393:MET:HG2	1.68	0.58
1:A:392:LEU:CD2	1:A:393:MET:HE3	2.33	0.58
1:A:588:GLY:CA	1:A:806:LYS:HZ1	2.16	0.58
1:A:623:LEU:O	1:A:625:PRO:CD	2.52	0.58
1:A:76:ILE:CG1	1:A:77:GLN:HG3	2.22	0.58
1:A:788:GLY:HA2	1:A:791:ALA:HB3	1.86	0.58
1:A:296:SER:HB3	1:A:846:THR:O	2.03	0.58
2:B:323:HIS:CB	2:B:331:VAL:O	2.52	0.58
2:B:475:LEU:O	2:B:479:ILE:HD13	2.04	0.58
2:C:444:THR:N	2:C:447:THR:CG2	2.67	0.58
2:C:454:HIS:CB	2:C:468:ILE:HD12	2.33	0.58
1:D:252:GLY:O	1:D:253:ALA:CB	2.49	0.58
1:D:312:TRP:O	1:D:316:LYS:HD3	2.04	0.58
1:D:371:LYS:O	1:D:372:GLU:HB2	2.03	0.58
1:D:441:TRP:NE1	1:D:880:ALA:N	2.47	0.58
1:D:670:PRO:CG	1:D:673:ALA:HB2	2.20	0.58
1:D:798:ILE:CG2	1:D:869:ARG:CZ	2.80	0.58
1:D:900:ALA:C	1:D:915:ALA:CB	2.71	0.58
1:D:949:PHE:CD1	1:D:950:ASN:N	2.72	0.58
1:D:972:ARG:C	1:D:974:THR:N	2.55	0.58
2:E:104:VAL:HG21	2:F:128:VAL:C	2.24	0.58
2:F:342:LEU:N	2:F:342:LEU:HD22	2.19	0.58
2:F:458:ARG:HH11	2:F:458:ARG:HG3	1.69	0.58
2:F:474:PHE:CE2	2:F:475:LEU:HD23	2.39	0.58
1:A:129:PRO:C	1:A:130:LEU:HD12	2.24	0.58
1:A:230:GLU:OE1	1:A:231:GLU:N	2.23	0.58
1:A:386:ARG:CZ	1:A:387:GLU:HG2	2.34	0.58
1:A:389:PHE:CD2	1:A:393:MET:HG2	2.39	0.58
1:A:618:HIS:HB2	1:A:725:PRO:CD	2.34	0.58
1:A:630:ASN:HD21	1:A:632:ALA:HB2	1.68	0.58
1:A:726:LYS:HD3	1:A:727:ASP:OD2	2.04	0.58

Continued on next page...

Continued from previous page...

Atom-1	Atom-2	Interatomic distance (Å)	Clash overlap (Å)
2:C:134:LYS:CB	2:C:180:LYS:CE	2.81	0.58
2:C:344:ARG:HA	2:C:347:LEU:HD13	1.86	0.58
2:C:395:LEU:HD11	2:C:447:THR:OG1	2.03	0.58
1:D:891:VAL:CG2	1:D:1135:ASP:HA	2.34	0.58
1:D:1207:GLU:CA	1:D:1210:TYR:CD2	2.79	0.58
1:D:169:TRP:O	1:D:169:TRP:CD1	2.57	0.58
1:D:195:LEU:H	1:D:265:LEU:HD13	1.68	0.58
1:D:203:LEU:N	1:D:380:GLY:CA	2.52	0.58
1:D:549:LEU:N	1:D:551:LYS:HD3	2.17	0.58
1:D:742:VAL:HG21	1:D:748:TRP:CE3	2.38	0.58
1:D:770:PHE:HA	1:D:773:LYS:CG	2.34	0.58
1:D:993:ARG:O	1:D:996:ARG:CD	2.52	0.58
2:E:215:PHE:HB2	2:E:232:GLY:O	2.04	0.58
2:E:270:PRO:HA	2:E:273:PHE:HD2	1.66	0.58
2:E:326:ASP:H	2:E:331:VAL:CG1	2.16	0.58
2:F:197:LEU:HD11	2:F:322:LEU:HD21	1.85	0.58
2:F:214:CYS:SG	2:F:236:GLU:HG2	2.43	0.58
2:F:241:TRP:HB2	2:F:336:LEU:CB	2.33	0.58
2:F:253:ASP:HB3	2:F:257:ARG:CZ	2.34	0.58
2:F:442:LEU:O	2:F:455:LEU:HD21	2.04	0.58
1:A:1027:LYS:CB	1:A:1092:PHE:HD2	2.09	0.58
1:A:1236:GLN:CB	1:A:1237:PRO:HD3	2.22	0.58
1:A:167:PRO:HB2	1:A:177:ARG:NE	2.19	0.58
1:A:253:ALA:HB2	1:A:280:GLU:CA	2.34	0.58
1:A:276:ALA:C	1:A:279:ARG:HB2	2.24	0.58
1:A:316:LYS:NZ	1:A:350:ILE:HG13	2.18	0.58
1:A:392:LEU:HD21	1:A:395:TYR:HB2	1.86	0.58
1:A:534:SER:OG	1:A:535:GLU:N	2.37	0.58
1:A:620:TRP:N	1:A:620:TRP:CD1	2.70	0.58
1:A:775:GLU:HB3	1:A:796:LYS:HD2	1.84	0.58
1:A:448:ALA:O	1:A:870:VAL:CG1	2.51	0.58
1:A:900:ALA:HA	1:A:915:ALA:HB1	1.83	0.58
1:A:900:ALA:HA	1:A:915:ALA:HB2	1.84	0.58
2:B:217:PRO:HA	2:B:232:GLY:H	1.69	0.58
2:B:93:SER:C	2:B:95:CYS:N	2.56	0.58
1:D:1116:MET:HE3	1:D:1153:LEU:CA	2.28	0.58
1:D:145:LYS:CB	1:D:1118:TRP:CH2	2.86	0.58
1:D:371:LYS:HG3	1:D:396:CYS:N	2.18	0.58
1:D:490:TRP:HZ2	1:D:598:VAL:HB	1.66	0.58
1:D:652:ILE:O	1:D:653:GLU:C	2.42	0.58
1:D:727:ASP:OD2	1:D:727:ASP:C	2.42	0.58

Continued on next page...

Continued from previous page...

Atom-1	Atom-2	Interatomic distance (Å)	Clash overlap (Å)
2:E:218:VAL:N	2:E:231:ILE:HA	2.19	0.58
2:E:389:ARG:NH2	2:E:390:GLY:O	2.37	0.58
2:E:396:ARG:HA	2:E:399:CYS:SG	2.44	0.58
2:E:403:PHE:CZ	2:E:407:LEU:HD11	2.39	0.58
2:E:422:GLN:C	2:E:424:SER:N	2.57	0.58
2:F:240:VAL:C	2:F:336:LEU:HD13	2.23	0.58
2:F:421:MET:HG3	2:F:422:GLN:N	2.18	0.58
2:F:439:PHE:CD1	2:F:458:ARG:HG3	2.39	0.58
1:A:1131:ILE:HG12	1:A:1137:VAL:HA	1.86	0.57
1:A:1207:GLU:CA	1:A:1210:TYR:CD1	2.87	0.57
1:A:214:ALA:N	1:A:401:TRP:HZ2	2.02	0.57
1:A:576:LEU:HD23	2:C:481:SER:HG	1.68	0.57
1:A:808:ILE:O	1:A:811:GLN:CD	2.42	0.57
1:A:847:ALA:HA	1:A:852:ARG:HB3	1.86	0.57
2:B:260:LEU:O	2:B:264:ARG:HG3	2.03	0.57
2:B:323:HIS:CE1	2:B:330:ASN:HB2	2.38	0.57
2:B:104:VAL:CG2	2:C:128:VAL:O	2.52	0.57
2:C:193:TYR:HB2	2:C:242:PHE:CZ	2.38	0.57
2:C:185:LEU:HG	2:C:214:CYS:SG	2.44	0.57
2:C:294:PRO:HD2	2:C:295:TRP:CZ3	2.39	0.57
2:C:413:VAL:HG12	2:C:414:TRP:N	2.18	0.57
1:D:1124:ALA:CB	1:D:1148:ARG:NH1	2.61	0.57
1:D:86:GLN:HG3	1:D:132:GLY:O	2.04	0.57
1:D:176:THR:H	1:D:185:VAL:CG1	2.17	0.57
1:D:347:TRP:NE1	1:D:349:ASP:CG	2.57	0.57
1:D:815:TRP:CE3	1:D:838:GLY:N	2.67	0.57
2:E:322:LEU:C	2:E:324:GLY:N	2.55	0.57
2:E:404:ASN:O	2:E:406:LEU:N	2.37	0.57
2:E:94:GLY:O	2:E:96:HIS:CD2	2.57	0.57
2:F:308:ASP:OD2	2:F:308:ASP:N	2.36	0.57
2:F:354:PHE:O	2:F:355:GLN:C	2.42	0.57
1:A:1019:TRP:HZ2	1:A:1111:LEU:HD21	1.67	0.57
1:A:243:ASP:C	1:A:246:PRO:HD2	2.24	0.57
1:A:712:VAL:N	1:A:713:PRO:HD3	2.20	0.57
1:A:996:ARG:HH12	1:A:1003:TRP:C	2.08	0.57
2:B:208:LEU:CD2	2:B:240:VAL:HB	2.33	0.57
2:B:472:LYS:HG3	2:B:473:ASP:H	1.68	0.57
2:C:206:TYR:CZ	2:C:208:LEU:HD23	2.39	0.57
2:C:255:TRP:O	2:C:256:LEU:C	2.41	0.57
2:C:278:CYS:SG	2:C:279:GLN:N	2.77	0.57
2:C:299:LEU:CD2	2:C:299:LEU:N	2.64	0.57

Continued on next page...

Continued from previous page...

Atom-1	Atom-2	Interatomic distance (Å)	Clash overlap (Å)
2:C:363:ARG:NH1	2:C:363:ARG:CA	2.64	0.57
2:C:389:ARG:CZ	2:C:390:GLY:N	2.67	0.57
2:C:452:LEU:CD1	2:C:453:ILE:N	2.65	0.57
2:C:454:HIS:HA	2:C:468:ILE:CD1	2.27	0.57
1:D:1131:ILE:CG1	1:D:1138:ARG:H	2.15	0.57
1:D:1166:TYR:C	1:D:1169:GLY:H	2.06	0.57
1:D:1151:LEU:CD1	1:D:1227:THR:OG1	2.51	0.57
1:D:1236:GLN:HB2	1:D:1237:PRO:HD2	1.86	0.57
1:D:371:LYS:CE	1:D:396:CYS:HB2	2.34	0.57
1:D:459:MET:N	1:D:460:LYS:CE	2.67	0.57
1:D:484:TRP:CD1	1:D:484:TRP:C	2.77	0.57
1:D:580:LEU:O	1:D:580:LEU:HD12	2.04	0.57
1:D:607:TRP:HD1	1:D:779:LEU:CA	2.17	0.57
1:D:726:LYS:O	1:D:726:LYS:HD3	2.03	0.57
1:D:900:ALA:CA	1:D:915:ALA:CB	2.81	0.57
2:E:255:TRP:HE3	2:E:255:TRP:HA	1.67	0.57
2:E:430:SER:C	2:E:433:ASP:HB3	2.25	0.57
2:F:216:HIS:O	2:F:231:ILE:HD13	2.03	0.57
2:F:92:LEU:HD21	2:F:344:ARG:HE	1.69	0.57
2:F:78:PHE:HZ	2:F:346:MET:HE2	1.68	0.57
1:A:1183:VAL:O	1:A:1217:ALA:HB1	2.03	0.57
1:A:272:SER:HA	1:A:275:ARG:HD3	1.86	0.57
1:A:274:ASP:C	1:A:277:HIS:H	2.08	0.57
1:A:389:PHE:CD1	1:A:390:GLN:NE2	2.72	0.57
1:A:403:THR:OG1	1:A:404:HIS:N	2.37	0.57
1:A:421:PRO:HG2	1:A:422:VAL:N	2.19	0.57
1:A:608:ASP:HB3	1:A:779:LEU:CB	2.34	0.57
1:A:634:LEU:HD12	1:A:638:THR:HG21	1.85	0.57
1:A:79:LEU:HB3	1:A:89:GLY:CA	2.30	0.57
1:A:943:ARG:O	1:A:947:LYS:HG3	2.04	0.57
2:B:67:GLU:CB	2:B:70:LEU:HD13	2.35	0.57
2:C:352:ASP:C	2:C:352:ASP:OD1	2.41	0.57
2:C:352:ASP:O	2:C:356:LEU:HG	2.04	0.57
2:C:395:LEU:O	2:C:395:LEU:HD23	2.04	0.57
2:C:78:PHE:O	2:C:99:PHE:HB3	2.03	0.57
1:D:1091:GLU:O	1:D:1096:ARG:NH2	2.35	0.57
1:D:1171:ASN:O	1:D:1172:ASP:HB2	2.02	0.57
1:D:157:LEU:HG	1:D:194:ALA:HB1	1.84	0.57
1:D:175:TRP:CB	1:D:185:VAL:HG13	2.33	0.57
1:D:357:ALA:C	1:D:359:VAL:N	2.54	0.57
1:D:442:GLU:OE2	1:D:442:GLU:CA	2.50	0.57

Continued on next page...

Continued from previous page...

Atom-1	Atom-2	Interatomic distance (Å)	Clash overlap (Å)
1:D:613:HIS:ND1	1:D:717:LEU:CD2	2.67	0.57
1:D:959:GLN:O	1:D:982:ALA:HB1	2.04	0.57
2:E:184:ASN:O	2:E:184:ASN:OD1	2.21	0.57
2:F:132:HIS:HA	2:F:182:ARG:HG3	1.86	0.57
2:F:311:LEU:HD22	2:F:311:LEU:N	2.18	0.57
2:F:359:ASN:O	2:F:360:SER:HB2	2.04	0.57
2:F:472:LYS:HA	2:F:475:LEU:CD1	2.34	0.57
1:A:1030:ARG:NH2	1:A:1040:LYS:HG2	2.19	0.57
1:A:1054:GLU:O	1:A:1058:PHE:HD2	1.86	0.57
1:A:612:LEU:O	1:A:613:HIS:ND1	2.37	0.57
2:B:104:VAL:O	2:B:105:GLU:C	2.41	0.57
2:B:213:VAL:HG23	2:B:235:THR:HA	1.86	0.57
2:C:198:ASP:OD1	2:C:198:ASP:C	2.42	0.57
2:C:336:LEU:C	2:C:336:LEU:CD2	2.72	0.57
1:D:145:LYS:CB	1:D:1118:TRP:HH2	2.17	0.57
1:D:138:HIS:HA	1:D:141:LEU:HD13	1.84	0.57
1:D:400:VAL:C	1:D:403:THR:HG23	2.24	0.57
1:D:792:LEU:O	1:D:795:ASN:N	2.37	0.57
1:D:801:TRP:HH2	1:D:805:HIS:CE1	2.22	0.57
2:E:122:ARG:N	2:E:122:ARG:HD2	2.20	0.57
2:E:247:THR:HG22	2:E:250:GLN:NE2	2.13	0.57
2:F:347:LEU:O	2:F:350:LEU:CD1	2.52	0.57
1:A:1043:VAL:C	1:A:1045:ALA:N	2.48	0.57
1:A:207:THR:HG21	1:A:812:MET:HB3	1.85	0.57
1:A:211:LEU:HD12	1:A:222:SER:H	1.67	0.57
1:A:376:LEU:HD12	1:A:379:LYS:HB3	1.85	0.57
1:A:498:LYS:CE	1:A:499:LYS:H	2.12	0.57
1:A:619:GLY:HA3	1:A:750:PHE:HA	1.86	0.57
1:A:775:GLU:CA	1:A:780:GLN:HG3	2.20	0.57
1:A:928:GLY:O	1:A:931:LEU:N	2.35	0.57
2:B:450:ASN:HB2	2:B:452:LEU:HD23	1.85	0.57
2:B:67:GLU:HB3	2:B:70:LEU:CB	2.29	0.57
2:C:115:TRP:O	2:C:119:VAL:HG23	2.05	0.57
2:C:471:LEU:CA	2:C:474:PHE:HB3	2.30	0.57
1:D:1175:GLN:C	1:D:1177:VAL:N	2.58	0.57
1:D:382:MET:O	1:D:385:ILE:HG22	2.04	0.57
1:D:417:ARG:HG2	1:D:417:ARG:NH1	2.19	0.57
1:D:458:GLU:C	1:D:460:LYS:HE3	2.24	0.57
1:D:652:ILE:O	1:D:655:LEU:N	2.37	0.57
1:D:668:LEU:H	1:D:668:LEU:HD23	1.70	0.57
1:D:831:TYR:CB	1:D:837:TYR:OH	2.52	0.57

Continued on next page...

Continued from previous page...

Atom-1	Atom-2	Interatomic distance (Å)	Clash overlap (Å)
1:D:966:LEU:C	1:D:970:ASN:HD22	2.07	0.57
2:E:288:LYS:HB2	2:E:290:TYR:OH	2.05	0.57
2:F:114:TRP:CB	2:F:262:TRP:CZ2	2.87	0.57
2:F:326:ASP:OD2	2:F:327:GLY:N	2.35	0.57
2:F:342:LEU:HD23	2:F:345:GLY:N	2.09	0.57
1:A:1069:ILE:N	1:A:1070:PRO:HD3	2.20	0.57
1:A:1125:ILE:HD12	1:A:1125:ILE:O	2.04	0.57
1:A:1141:VAL:HG11	1:A:1145:ASP:O	2.05	0.57
1:A:130:LEU:HG	1:A:131:TYR:CE1	2.39	0.57
1:A:262:GLN:OE1	1:A:262:GLN:HA	2.02	0.57
1:A:275:ARG:O	1:A:278:ILE:C	2.42	0.57
1:A:373:PRO:HD2	1:A:374:ARG:NH1	2.19	0.57
1:A:408:GLN:O	1:A:411:LEU:HG	2.03	0.57
1:A:886:LEU:C	1:A:1146:ARG:NH2	2.58	0.57
2:B:113:GLU:C	2:B:262:TRP:CZ2	2.78	0.57
2:B:309:HIS:CB	2:B:312:LEU:HD22	2.18	0.57
2:B:398:VAL:O	2:B:402:LEU:HG	2.05	0.57
2:C:254:PHE:HA	2:C:257:ARG:HD2	1.86	0.57
2:C:372:LEU:CD2	2:C:436:SER:HB2	2.35	0.57
2:C:82:SER:O	2:C:83:LYS:CB	2.53	0.57
1:D:1032:THR:O	1:D:1032:THR:HG23	2.04	0.57
1:D:1196:ASP:C	1:D:1196:ASP:OD2	2.41	0.57
1:D:369:LEU:O	1:D:371:LYS:N	2.37	0.57
1:D:272:SER:HA	1:D:843:GLN:CB	2.35	0.57
1:D:851:THR:HG22	1:D:851:THR:O	2.03	0.57
2:E:234:LYS:HA	2:E:343:ASP:OD2	2.05	0.57
2:E:300:ILE:HG13	2:E:301:GLU:N	2.20	0.57
2:F:200:VAL:HG12	2:F:200:VAL:O	2.04	0.57
2:F:416:GLY:HA2	2:F:419:GLU:CB	2.34	0.57
2:F:425:LEU:HD13	2:F:442:LEU:HD11	1.86	0.57
2:F:441:VAL:HG23	2:F:441:VAL:O	2.05	0.57
2:F:74:GLN:NE2	2:F:75:ARG:HH21	2.01	0.57
1:A:1020:ILE:HG13	1:A:1021:SER:N	2.19	0.57
1:A:1205:GLY:HA3	1:A:1209:ARG:NE	2.20	0.57
1:A:120:LEU:N	1:A:120:LEU:HD22	2.18	0.57
1:A:1231:LEU:CD1	1:A:1236:GLN:HE22	2.15	0.57
1:A:203:LEU:CA	1:A:205:GLU:H	2.16	0.57
1:A:267:VAL:HG23	1:A:291:PHE:CE2	2.40	0.57
1:A:582:ASP:CB	1:A:592:LEU:HD22	2.35	0.57
1:A:613:HIS:O	1:A:614:TYR:HB2	2.03	0.57
1:A:620:TRP:C	1:A:748:TRP:CB	2.73	0.57

Continued on next page...

Continued from previous page...

Atom-1	Atom-2	Interatomic distance (Å)	Clash overlap (Å)
1:A:876:ALA:O	1:A:877:MET:C	2.43	0.57
2:B:206:TYR:CZ	2:B:242:PHE:HZ	2.22	0.57
2:B:325:ARG:N	2:B:325:ARG:NE	2.53	0.57
2:B:372:LEU:O	2:B:436:SER:HA	2.05	0.57
2:C:94:GLY:HA2	2:C:96:HIS:ND1	2.19	0.57
1:D:1090:GLU:O	1:D:1090:GLU:HG3	2.04	0.57
1:D:392:LEU:HD23	1:D:392:LEU:O	2.04	0.57
1:D:580:LEU:HD11	1:D:593:SER:CB	2.35	0.57
1:D:628:ARG:O	1:D:630:ASN:N	2.33	0.57
1:D:719:LEU:CG	1:D:720:THR:N	2.65	0.57
1:D:770:PHE:HE1	1:D:968:GLN:CB	2.18	0.57
1:D:961:PHE:CZ	1:D:1049:TRP:CE3	2.92	0.57
2:E:108:LYS:HZ2	2:E:108:LYS:HB2	1.70	0.57
2:E:122:ARG:O	2:E:125:VAL:HG23	2.05	0.57
2:E:200:VAL:HG13	2:F:418:LEU:HD23	1.86	0.57
2:E:215:PHE:CB	2:E:233:GLU:HA	2.35	0.57
2:E:243:THR:OG1	2:E:244:PRO:HD2	2.05	0.57
2:E:441:VAL:CG1	2:E:442:LEU:H	2.17	0.57
2:E:460:THR:O	2:E:461:THR:CG2	2.53	0.57
2:E:123:GLU:HG2	2:F:415:PRO:CG	2.33	0.57
1:A:1017:GLY:O	1:A:1019:TRP:N	2.37	0.57
1:A:1191:LYS:O	1:A:1192:GLU:CB	2.51	0.57
1:A:192:GLU:CB	1:A:217:PRO:CG	2.77	0.57
1:A:197:PHE:HA	1:A:213:VAL:O	2.04	0.57
1:A:290:ARG:C	1:A:291:PHE:CD2	2.78	0.57
1:A:299:MET:HG3	1:A:848:GLY:HA2	1.86	0.57
1:A:560:PRO:O	1:A:561:LYS:HD3	2.05	0.57
1:A:770:PHE:HB2	1:A:771:LEU:HD22	1.86	0.57
2:C:145:PHE:O	2:C:146:ARG:HG3	2.05	0.57
2:C:204:LEU:HD21	2:C:206:TYR:CD1	2.39	0.57
2:C:342:LEU:N	2:C:342:LEU:HD22	2.20	0.57
1:D:274:ASP:OD2	1:D:293:ASP:CA	2.47	0.57
1:D:406:VAL:CG2	1:D:407:PHE:N	2.67	0.57
1:D:548:CYS:N	1:D:551:LYS:NZ	2.50	0.57
1:D:645:VAL:C	1:D:646:VAL:HG23	2.25	0.57
1:D:711:ALA:O	1:D:713:PRO:HD3	2.05	0.57
2:E:311:LEU:HD22	2:E:312:LEU:HD12	1.86	0.57
2:E:436:SER:O	2:E:437:ILE:HD12	2.04	0.57
2:F:300:ILE:CG2	2:F:342:LEU:HD11	2.34	0.57
2:F:317:GLY:HA3	2:F:320:SER:CB	2.33	0.57
1:A:192:GLU:O	1:A:193:ARG:CG	2.52	0.57

Continued on next page...

Continued from previous page...

Atom-1	Atom-2	Interatomic distance (Å)	Clash overlap (Å)
1:A:235:TRP:O	1:A:235:TRP:HD1	1.88	0.57
1:A:407:PHE:O	1:A:411:LEU:N	2.38	0.57
1:A:515:ILE:CG1	1:A:568:GLY:O	2.53	0.57
1:A:616:GLU:O	1:A:617:ARG:CB	2.52	0.57
1:A:618:HIS:HB2	1:A:725:PRO:HD2	1.87	0.57
1:A:949:PHE:N	1:A:949:PHE:CD2	2.73	0.57
2:B:417:TYR:O	2:C:203:ARG:NH1	2.38	0.57
2:C:243:THR:O	2:C:334:CYS:CB	2.52	0.57
2:C:398:VAL:C	2:C:401:GLY:H	2.07	0.57
1:D:1016:GLU:HG3	1:D:1022:LEU:HD21	1.87	0.57
1:D:1072:THR:N	1:D:1073:PRO:CD	2.66	0.57
1:D:1134:HIS:O	1:D:1135:ASP:CB	2.48	0.57
1:D:224:CYS:SG	1:D:228:LEU:CD2	2.93	0.57
1:D:206:GLY:HA2	1:D:245:ILE:HG21	1.87	0.57
1:D:539:PHE:O	1:D:540:GLN:CB	2.53	0.57
2:E:387:VAL:HG12	2:E:416:GLY:N	2.20	0.57
2:E:426:GLU:HA	2:E:429:TYR:HB3	1.86	0.57
2:E:432:TYR:CD2	2:E:437:ILE:HG12	2.35	0.57
2:E:448:LEU:CD2	2:E:449:GLU:N	2.67	0.57
2:E:442:LEU:O	2:E:453:ILE:HB	2.04	0.57
2:E:93:SER:C	2:E:95:CYS:N	2.54	0.57
1:A:956:GLY:O	1:A:1094:THR:HA	2.05	0.57
1:A:1208:ARG:H	1:A:1210:TYR:N	2.02	0.57
1:A:276:ALA:HA	1:A:279:ARG:CG	2.35	0.57
1:A:608:ASP:OD1	1:A:779:LEU:O	2.22	0.57
1:A:655:LEU:CD1	1:A:719:LEU:C	2.72	0.57
1:A:866:ARG:CB	1:A:1069:ILE:HG21	2.35	0.57
2:C:351:TYR:C	2:C:355:GLN:CB	2.60	0.57
2:C:417:TYR:N	2:C:417:TYR:CD2	2.40	0.57
1:D:1231:LEU:O	1:D:1232:GLU:HG2	2.05	0.57
1:D:136:ASP:OD2	1:D:1167:LYS:CE	2.53	0.57
1:D:211:LEU:HA	1:D:221:TYR:CD1	2.40	0.57
1:D:597:ARG:NH1	1:D:724:GLY:C	2.57	0.57
1:D:730:PRO:HB3	1:D:761:ASN:HA	1.86	0.57
2:E:384:ALA:C	2:E:414:TRP:HB3	2.26	0.57
2:E:481:SER:O	2:E:484:ASN:HB2	2.04	0.57
2:F:406:LEU:CA	2:F:409:ASN:ND2	2.56	0.57
2:F:82:SER:O	2:F:83:LYS:CG	2.52	0.57
2:F:88:ARG:HG2	2:F:89:ASP:N	2.20	0.57
1:A:1113:LEU:CB	1:A:1117:LYS:HE3	2.34	0.56
1:A:1154:GLN:O	1:A:1158:LEU:HG	2.05	0.56

Continued on next page...

Continued from previous page...

Atom-1	Atom-2	Interatomic distance (Å)	Clash overlap (Å)
1:A:472:GLN:N	1:A:472:GLN:OE1	2.38	0.56
1:A:504:LYS:HD3	1:A:523:ASP:CB	2.34	0.56
1:A:516:GLU:O	1:A:517:GLY:O	2.21	0.56
1:A:249:VAL:HG21	1:A:817:PRO:HG3	1.87	0.56
1:A:869:ARG:N	1:A:1201:SER:H	2.03	0.56
2:B:262:TRP:O	2:B:265:LYS:N	2.38	0.56
2:C:125:VAL:CG2	2:C:126:PHE:N	2.61	0.56
2:C:144:ALA:O	2:C:145:PHE:CB	2.53	0.56
2:C:115:TRP:CZ3	2:C:210:GLN:HA	2.40	0.56
2:C:344:ARG:HG2	2:C:347:LEU:HD22	1.86	0.56
2:C:406:LEU:O	2:C:407:LEU:C	2.43	0.56
2:C:413:VAL:C	2:C:415:PRO:HD2	2.24	0.56
2:C:446:THR:OG1	2:C:455:LEU:CD2	2.51	0.56
1:D:1002:GLU:O	1:D:1005:VAL:N	2.37	0.56
1:D:99:ALA:O	1:D:100:VAL:C	2.43	0.56
1:D:1219:ASP:OD2	1:D:1222:GLN:NE2	2.37	0.56
1:D:211:LEU:HG	1:D:221:TYR:HE1	1.70	0.56
1:D:275:ARG:O	1:D:279:ARG:N	2.36	0.56
1:D:363:TYR:O	1:D:364:VAL:HB	2.05	0.56
1:D:550:GLN:HB2	1:D:551:LYS:HE3	1.86	0.56
1:D:293:ASP:OD1	1:D:845:VAL:HG13	2.04	0.56
1:D:914:THR:HA	1:D:918:TRP:HB2	1.85	0.56
2:E:431:LYS:HG3	2:E:432:TYR:N	2.20	0.56
1:A:80:SER:OG	1:A:125:LEU:CG	2.53	0.56
1:A:80:SER:HG	1:A:125:LEU:HD11	1.70	0.56
1:A:258:GLN:OE1	1:A:258:GLN:N	2.38	0.56
1:A:435:LEU:O	1:A:839:ALA:HB1	2.06	0.56
1:A:474:LEU:N	1:A:474:LEU:HD13	2.20	0.56
2:B:461:THR:HG23	2:B:463:LYS:HZ2	1.70	0.56
2:C:202:LYS:O	2:C:325:ARG:HG2	2.05	0.56
2:C:365:LYS:HB3	2:C:367:LEU:HD21	1.88	0.56
1:D:891:VAL:HG21	1:D:1135:ASP:HA	1.87	0.56
1:D:1198:LYS:N	1:D:1204:THR:OG1	2.38	0.56
1:D:132:GLY:N	1:D:138:HIS:CE1	2.73	0.56
1:D:407:PHE:HD1	1:D:411:LEU:CD2	2.19	0.56
1:D:282:TYR:HD2	1:D:432:VAL:HG13	1.67	0.56
1:D:513:LEU:O	1:D:568:GLY:HA2	2.05	0.56
1:D:652:ILE:HG22	1:D:656:TYR:CE2	2.40	0.56
1:D:767:ALA:C	1:D:768:LYS:O	2.36	0.56
1:D:948:ILE:HD13	1:D:1071:ARG:HD2	1.87	0.56
2:E:241:TRP:CZ3	2:E:255:TRP:HZ2	2.23	0.56

Continued on next page...

Continued from previous page...

Atom-1	Atom-2	Interatomic distance (Å)	Clash overlap (Å)
2:E:395:LEU:O	2:E:399:CYS:SG	2.64	0.56
2:E:432:TYR:HB3	2:E:437:ILE:HD11	1.82	0.56
2:E:445:GLU:OE2	2:E:445:GLU:N	2.38	0.56
2:F:127:PRO:CG	2:F:128:VAL:N	2.67	0.56
2:F:265:LYS:HE2	2:F:485:VAL:HG22	1.86	0.56
2:F:403:PHE:HD1	2:F:417:TYR:OH	1.82	0.56
2:F:395:LEU:HB3	2:F:443:VAL:HG23	1.86	0.56
1:A:867:PRO:CG	1:A:1067:SER:OG	2.53	0.56
1:A:1060:LYS:CD	1:A:1073:PRO:CB	2.76	0.56
1:A:232:ARG:HD2	1:A:239:LEU:CD2	2.34	0.56
1:A:293:ASP:HB2	1:A:296:SER:HB3	1.85	0.56
1:A:371:LYS:HG3	1:A:372:GLU:N	2.19	0.56
1:A:196:VAL:CG1	1:A:401:TRP:HZ3	2.18	0.56
1:A:608:ASP:O	1:A:620:TRP:CZ2	2.58	0.56
1:A:730:PRO:HB3	1:A:761:ASN:HA	1.88	0.56
1:A:620:TRP:C	1:A:748:TRP:HB3	2.24	0.56
1:A:913:CYS:C	1:A:918:TRP:N	2.58	0.56
1:A:938:THR:O	1:A:939:VAL:HG23	2.05	0.56
2:B:88:ARG:HA	2:B:91:LEU:HD12	1.86	0.56
2:C:204:LEU:HG	2:C:206:TYR:CB	2.36	0.56
2:C:393:LEU:HA	2:C:396:ARG:CG	2.34	0.56
2:C:414:TRP:CG	2:C:414:TRP:O	2.57	0.56
2:C:386:ASP:CB	2:C:442:LEU:HD23	2.25	0.56
2:C:444:THR:O	2:C:446:THR:N	2.38	0.56
1:D:1027:LYS:CG	1:D:1091:GLU:HA	2.35	0.56
1:D:496:LYS:CE	1:D:571:GLY:HA2	2.36	0.56
1:D:556:THR:HG23	2:F:451:GLY:O	2.04	0.56
1:D:559:LEU:HD12	1:D:560:PRO:CD	2.33	0.56
1:D:757:GLY:O	1:D:758:ASN:HB2	2.05	0.56
1:D:850:ILE:HG12	1:D:851:THR:N	2.20	0.56
1:D:992:LEU:C	1:D:996:ARG:HD2	2.24	0.56
2:E:214:CYS:N	2:E:234:LYS:O	2.32	0.56
1:A:1040:LYS:HB3	1:A:1044:VAL:HG12	1.86	0.56
1:A:1172:ASP:O	1:A:1173:LEU:HG	2.05	0.56
1:A:1212:ILE:HD12	1:A:1212:ILE:N	2.19	0.56
1:A:176:THR:OG1	1:A:177:ARG:N	2.35	0.56
1:A:411:LEU:HD12	1:A:412:PRO:CD	2.35	0.56
1:A:482:ASP:CB	1:A:483:PRO:CD	2.83	0.56
1:A:877:MET:HA	1:A:877:MET:CE	2.36	0.56
1:A:905:ALA:HA	1:A:910:MET:HB3	1.86	0.56
1:A:981:LYS:O	1:A:985:MET:HG3	2.05	0.56

Continued on next page...

Continued from previous page...

Atom-1	Atom-2	Interatomic distance (Å)	Clash overlap (Å)
2:B:417:TYR:O	2:B:418:LEU:HB3	2.06	0.56
2:B:78:PHE:CD1	2:B:78:PHE:O	2.58	0.56
2:C:234:LYS:HZ1	2:C:344:ARG:HD2	1.65	0.56
1:D:1202:ASN:O	1:D:1203:PRO:O	2.24	0.56
1:D:297:MET:HG3	1:D:415:LEU:HD11	1.87	0.56
1:D:418:CYS:N	1:D:419:PRO:CD	2.68	0.56
1:D:656:TYR:CD1	1:D:743:ASP:CB	2.89	0.56
1:D:813:VAL:HB	1:D:840:ILE:CG1	2.31	0.56
1:D:873:GLU:OE1	1:D:1203:PRO:HG3	2.05	0.56
1:D:112:LEU:HD21	1:D:917:GLY:O	2.06	0.56
1:D:919:MET:C	1:D:920:THR:O	2.43	0.56
1:D:970:ASN:C	1:D:971:HIS:ND1	2.59	0.56
2:E:431:LYS:CD	2:E:432:TYR:H	2.17	0.56
2:F:221:THR:HG22	2:F:222:LYS:N	2.20	0.56
2:F:311:LEU:HD22	2:F:311:LEU:H	1.71	0.56
2:F:298:GLU:HG3	2:F:344:ARG:HH21	1.70	0.56
2:F:350:LEU:HD12	2:F:351:TYR:H	1.71	0.56
2:F:354:PHE:CE1	2:F:370:LYS:HB3	2.38	0.56
2:F:466:MET:CB	2:F:471:LEU:CD2	2.70	0.56
1:A:1047:ARG:HA	1:A:1047:ARG:CZ	2.34	0.56
1:A:196:VAL:HG13	1:A:269:HIS:NE2	2.21	0.56
1:A:197:PHE:H	1:A:269:HIS:CD2	2.20	0.56
1:A:602:LEU:O	1:A:603:MET:C	2.41	0.56
1:A:721:ALA:O	1:A:722:ARG:C	2.42	0.56
1:A:870:VAL:C	1:A:872:SER:H	2.09	0.56
1:A:886:LEU:H	1:A:1146:ARG:HH21	1.50	0.56
2:B:311:LEU:HD12	2:B:312:LEU:H	1.68	0.56
2:C:308:ASP:OD2	2:C:334:CYS:SG	2.62	0.56
2:C:350:LEU:O	2:C:353:SER:OG	2.22	0.56
2:C:431:LYS:O	2:C:434:GLU:HB2	2.05	0.56
1:D:1133:ILE:HD13	1:D:1133:ILE:N	2.19	0.56
1:D:1200:PRO:HD2	1:D:1203:PRO:HG2	1.88	0.56
1:D:1202:ASN:O	1:D:1205:GLY:CA	2.53	0.56
1:D:278:ILE:HD13	1:D:291:PHE:CD1	2.37	0.56
1:D:278:ILE:HG21	1:D:431:GLY:O	2.04	0.56
1:D:253:ALA:HB2	1:D:280:GLU:HB2	1.88	0.56
1:D:559:LEU:CG	1:D:560:PRO:CD	2.82	0.56
1:D:901:VAL:HA	1:D:904:ASP:OD2	2.06	0.56
1:D:76:ILE:HB	1:D:911:HIS:NE2	2.19	0.56
2:F:308:ASP:CG	2:F:334:CYS:HA	2.26	0.56
2:F:483:LYS:C	2:F:483:LYS:HE2	2.25	0.56

Continued on next page...

Continued from previous page...

Atom-1	Atom-2	Interatomic distance (Å)	Clash overlap (Å)
2:F:82:SER:O	2:F:83:LYS:CB	2.52	0.56
1:A:1027:LYS:HD3	1:A:1092:PHE:HE2	1.71	0.56
1:A:1143:GLU:O	1:A:1146:ARG:HB2	2.05	0.56
1:A:1212:ILE:N	1:A:1212:ILE:CD1	2.68	0.56
1:A:196:VAL:HG11	1:A:404:HIS:CG	2.41	0.56
1:A:354:ASN:O	1:A:355:SER:CB	2.54	0.56
1:A:386:ARG:CB	1:A:390:GLN:HE22	2.19	0.56
1:A:437:VAL:HG12	1:A:438:ASN:N	2.20	0.56
1:A:585:TRP:N	1:A:585:TRP:HE3	2.02	0.56
1:A:821:LEU:O	1:A:821:LEU:HG	2.05	0.56
2:C:241:TRP:HB2	2:C:336:LEU:HB2	1.85	0.56
2:C:371:VAL:HG23	2:C:433:ASP:CA	2.35	0.56
2:C:416:GLY:C	2:C:419:GLU:HB3	2.25	0.56
2:C:426:GLU:OE2	2:C:429:TYR:HD1	1.87	0.56
1:D:1092:PHE:O	1:D:1096:ARG:CZ	2.54	0.56
1:D:892:ASP:HA	1:D:1135:ASP:OD2	2.05	0.56
1:D:1154:GLN:O	1:D:1158:LEU:HD23	2.05	0.56
1:D:171:TRP:O	1:D:172:ALA:CB	2.44	0.56
1:D:193:ARG:HA	1:D:193:ARG:HH11	1.68	0.56
1:D:245:ILE:CG1	1:D:246:PRO:CD	2.77	0.56
1:D:251:THR:O	1:D:255:SER:N	2.39	0.56
1:D:463:LEU:CA	1:D:466:LEU:HD22	2.35	0.56
1:D:486:TRP:HZ2	1:D:722:ARG:N	2.03	0.56
1:D:490:TRP:O	1:D:580:LEU:HA	2.06	0.56
1:D:641:GLU:O	1:D:645:VAL:CG2	2.54	0.56
1:D:648:PRO:CD	1:D:649:TYR:N	2.68	0.56
1:D:770:PHE:HE1	1:D:968:GLN:HB3	1.67	0.56
1:D:74:LEU:HD13	1:D:77:GLN:HA	1.86	0.56
1:D:788:GLY:O	1:D:792:LEU:HD13	2.04	0.56
1:D:97:GLU:O	1:D:101:ARG:CG	2.53	0.56
2:F:115:TRP:NE1	2:F:119:VAL:HG21	2.21	0.56
2:F:265:LYS:HG3	2:F:485:VAL:HG21	1.88	0.56
2:F:387:VAL:CG1	2:F:443:VAL:CG2	2.83	0.56
1:A:278:ILE:HD13	1:A:291:PHE:HD1	1.71	0.56
1:A:520:ALA:HB3	1:A:521:PRO:HD3	1.87	0.56
1:A:597:ARG:O	1:A:598:VAL:CB	2.54	0.56
1:A:598:VAL:HA	1:A:601:LYS:HD2	1.87	0.56
1:A:616:GLU:HG3	1:A:724:GLY:C	2.25	0.56
1:A:732:TYR:CE1	1:A:755:LYS:CA	2.88	0.56
1:A:870:VAL:O	1:A:872:SER:N	2.38	0.56
1:A:83:LEU:C	1:A:87:ILE:O	2.44	0.56

Continued on next page...

Continued from previous page...

Atom-1	Atom-2	Interatomic distance (Å)	Clash overlap (Å)
2:B:269:SER:O	2:B:272:ASN:ND2	2.38	0.56
2:B:385:LEU:HD23	2:B:385:LEU:N	2.20	0.56
2:B:430:SER:O	2:B:433:ASP:HB2	2.05	0.56
2:B:67:GLU:HG2	2:B:69:LEU:HG	1.88	0.56
2:B:72:ILE:CG1	2:B:73:CYS:N	2.67	0.56
2:C:185:LEU:HD21	2:C:214:CYS:SG	2.45	0.56
2:C:286:GLY:HA3	2:C:304:TRP:HA	1.88	0.56
2:C:303:LEU:CA	2:C:337:SER:CB	2.81	0.56
2:C:432:TYR:CD1	2:C:440:THR:HG21	2.41	0.56
2:C:454:HIS:CD2	2:C:472:LYS:HE3	2.40	0.56
1:D:1025:LEU:HD13	1:D:1027:LYS:CE	2.30	0.56
1:D:1129:PHE:CB	1:D:1139:TYR:HA	2.35	0.56
1:D:194:ALA:HB1	1:D:265:LEU:HD12	1.85	0.56
1:D:242:ALA:C	1:D:245:ILE:HG12	2.26	0.56
1:D:257:THR:C	1:D:258:GLN:HG3	2.26	0.56
1:D:269:HIS:C	1:D:274:ASP:OD1	2.44	0.56
1:D:289:MET:SD	1:D:291:PHE:CE2	2.99	0.56
1:D:412:PRO:HG2	1:D:413:LEU:N	2.21	0.56
1:D:580:LEU:CD1	1:D:593:SER:OG	2.47	0.56
1:D:914:THR:C	1:D:918:TRP:HB3	2.19	0.56
2:E:128:VAL:O	2:E:210:GLN:NE2	2.39	0.56
2:E:283:GLY:HA3	2:E:306:LEU:CD2	2.35	0.56
2:F:204:LEU:N	2:F:204:LEU:HD12	2.21	0.56
2:F:403:PHE:CE2	2:F:407:LEU:HB2	2.41	0.56
1:A:107:LEU:CB	1:A:113:TRP:CD1	2.84	0.56
1:A:1019:TRP:CZ3	1:A:1164:PHE:HA	2.39	0.56
1:A:278:ILE:CD1	1:A:291:PHE:CD1	2.88	0.56
1:A:392:LEU:HD23	1:A:392:LEU:O	2.05	0.56
1:A:656:TYR:CB	1:A:720:THR:OG1	2.51	0.56
1:A:754:HIS:ND1	1:A:760:CYS:O	2.39	0.56
1:A:798:ILE:CD1	1:A:802:ARG:HE	2.19	0.56
1:A:440:ASN:CB	1:A:877:MET:SD	2.92	0.56
2:C:285:LYS:HZ1	2:C:285:LYS:HB2	1.71	0.56
1:A:576:LEU:CD2	2:C:481:SER:OG	2.51	0.56
1:D:1069:ILE:O	1:D:1071:ARG:NH1	2.39	0.56
1:D:1108:TYR:HE1	1:D:1160:THR:HG22	1.71	0.56
1:D:196:VAL:HG12	1:D:268:GLY:CA	2.36	0.56
1:D:369:LEU:HB3	1:D:372:GLU:HB2	1.86	0.56
1:D:369:LEU:HB3	1:D:372:GLU:CB	2.35	0.56
1:D:576:LEU:HD11	1:D:577:CYS:SG	2.46	0.56
1:D:660:CYS:SG	1:D:745:PRO:HG3	2.45	0.56

Continued on next page...

Continued from previous page...

Atom-1	Atom-2	Interatomic distance (Å)	Clash overlap (Å)
1:D:666:GLN:CA	1:D:669:MET:O	2.54	0.56
1:D:797:MET:O	1:D:869:ARG:HD3	2.05	0.56
1:D:795:ASN:CA	1:D:798:ILE:HG12	2.35	0.56
1:D:797:MET:CA	1:D:869:ARG:HD3	2.35	0.56
1:D:916:PHE:CE2	1:D:1174:PRO:HG2	2.40	0.56
2:E:133:HIS:NE2	2:F:231:ILE:HG22	2.20	0.56
2:E:263:TRP:O	2:E:265:LYS:N	2.38	0.56
2:F:236:GLU:CB	2:F:341:ASP:HB3	2.36	0.56
2:F:375:HIS:ND1	2:F:376:PRO:HD2	2.20	0.56
2:F:390:GLY:HA2	2:F:392:THR:N	2.20	0.56
2:F:76:ARG:CZ	2:F:434:GLU:OE1	2.54	0.56
2:F:483:LYS:O	2:F:485:VAL:CG1	2.54	0.56
2:F:78:PHE:HB2	2:F:102:LEU:HD22	1.87	0.56
1:A:1091:GLU:O	1:A:1092:PHE:HB2	2.06	0.56
1:A:1093:MET:O	1:A:1094:THR:C	2.44	0.56
1:A:1108:TYR:HA	1:A:1164:PHE:CZ	2.41	0.56
1:A:253:ALA:O	1:A:254:SER:CB	2.54	0.56
1:A:279:ARG:NH1	1:A:841:LEU:O	2.39	0.56
1:A:277:HIS:O	1:A:281:GLN:HG3	2.06	0.56
1:A:301:ILE:CD1	1:A:414:PHE:HB3	2.36	0.56
1:A:734:HIS:N	1:A:752:LEU:HD11	2.21	0.56
1:A:823:ARG:CG	1:A:823:ARG:O	2.53	0.56
1:A:897:TRP:NE1	1:A:901:VAL:CG1	2.64	0.56
2:B:132:HIS:CG	2:B:182:ARG:NH2	2.73	0.56
2:C:432:TYR:CB	2:C:437:ILE:HD11	2.35	0.56
1:D:1116:MET:O	1:D:1120:PHE:HD1	1.88	0.56
1:D:223:TRP:CZ3	1:D:250:PRO:CB	2.88	0.56
1:D:255:SER:CB	1:D:256:PRO:C	2.73	0.56
1:D:213:VAL:CG2	1:D:397:ALA:HB1	2.26	0.56
1:D:270:ASN:OD1	1:D:404:HIS:CE1	2.59	0.56
1:D:410:GLN:HA	1:D:410:GLN:OE1	2.06	0.56
1:D:457:ARG:HH22	2:F:485:VAL:CG2	2.15	0.56
1:D:458:GLU:CA	1:D:461:LYS:HD3	2.19	0.56
1:D:951:TYR:O	1:D:954:ILE:HB	2.05	0.56
2:E:193:TYR:HE2	2:E:322:LEU:HB3	1.70	0.56
2:E:478:TYR:O	2:E:482:ALA:HB2	2.05	0.56
2:E:86:LEU:HB2	2:E:91:LEU:HD22	1.88	0.56
2:F:415:PRO:CB	2:F:417:TYR:HE2	2.18	0.56
2:F:454:HIS:CA	2:F:468:ILE:HD12	2.20	0.56
2:F:473:ASP:O	2:F:477:LYS:HG3	2.06	0.56
1:A:955:TYR:HB3	1:A:1098:ASN:ND2	2.20	0.56

Continued on next page...

Continued from previous page...

Atom-1	Atom-2	Interatomic distance (Å)	Clash overlap (Å)
1:A:1232:GLU:HG3	1:A:1234:ARG:HG2	1.88	0.56
1:A:253:ALA:CB	1:A:280:GLU:C	2.73	0.56
1:A:656:TYR:HB3	1:A:720:THR:HG1	1.68	0.56
1:A:817:PRO:HG2	1:A:818:ARG:H	1.71	0.56
2:B:213:VAL:HA	2:B:235:THR:HA	1.88	0.56
2:B:79:LEU:HA	2:B:100:GLY:H	1.71	0.56
2:C:194:VAL:O	2:C:197:LEU:CD2	2.54	0.56
2:C:241:TRP:HB2	2:C:336:LEU:CB	2.36	0.56
2:C:254:PHE:HA	2:C:257:ARG:CD	2.36	0.56
2:C:270:PRO:HA	2:C:273:PHE:CE2	2.41	0.56
2:C:325:ARG:HH11	2:C:325:ARG:CG	2.07	0.56
2:C:347:LEU:C	2:C:350:LEU:CD1	2.74	0.56
2:C:268:MET:HB2	2:C:352:ASP:OD1	2.06	0.56
2:C:356:LEU:HD13	2:C:359:ASN:HD21	1.70	0.56
2:C:371:VAL:HG23	2:C:433:ASP:C	2.27	0.56
1:D:1163:MET:HE1	1:D:1167:LYS:HE3	1.88	0.56
1:D:1231:LEU:C	1:D:1232:GLU:HG2	2.25	0.56
1:D:196:VAL:CG2	1:D:215:ILE:CD1	2.83	0.56
1:D:270:ASN:CA	1:D:294:THR:HG23	2.29	0.56
1:D:437:VAL:HA	1:D:441:TRP:CD1	2.38	0.56
1:D:539:PHE:O	1:D:540:GLN:CG	2.54	0.56
1:D:546:ARG:O	1:D:550:GLN:NE2	2.39	0.56
1:D:652:ILE:CG1	1:D:655:LEU:HG	2.36	0.56
1:D:721:ALA:O	1:D:722:ARG:CB	2.53	0.56
2:F:270:PRO:HA	2:F:273:PHE:CE2	2.41	0.56
1:A:1095:SER:O	1:A:1099:TRP:HE3	1.89	0.56
1:A:1109:LEU:O	1:A:1113:LEU:HG	2.05	0.56
1:A:885:THR:OG1	1:A:1146:ARG:NE	2.39	0.56
1:A:215:ILE:HB	1:A:401:TRP:CE3	2.41	0.56
1:A:434:TYR:CE2	1:A:1128:ARG:HD2	2.40	0.56
1:A:441:TRP:CZ3	1:A:445:LEU:CD1	2.89	0.56
1:A:612:LEU:HD22	1:A:620:TRP:HA	1.88	0.56
1:A:249:VAL:CG2	1:A:815:TRP:O	2.52	0.56
2:C:347:LEU:O	2:C:350:LEU:CD1	2.54	0.56
1:D:1154:GLN:HG2	1:D:1179:PHE:CE2	2.40	0.56
1:D:189:ILE:HG12	1:D:190:PRO:HD2	1.88	0.56
1:D:430:MET:CE	1:D:1132:SER:HB3	2.35	0.56
1:D:443:ARG:NH1	1:D:443:ARG:HG2	2.19	0.56
1:D:515:ILE:HG23	1:D:565:HIS:C	2.25	0.56
1:D:753:PRO:HG3	1:D:770:PHE:CG	2.41	0.56
2:E:247:THR:O	2:E:250:GLN:HB3	2.06	0.56

Continued on next page...

Continued from previous page...

Atom-1	Atom-2	Interatomic distance (Å)	Clash overlap (Å)
2:E:322:LEU:C	2:E:324:GLY:H	2.07	0.56
2:F:134:LYS:CB	2:F:180:LYS:CE	2.83	0.56
2:F:423:SER:CB	2:F:428:LEU:HD21	2.36	0.56
1:A:1013:ASP:OD1	1:A:1014:ARG:N	2.36	0.55
1:A:1038:TRP:CE3	1:A:1041:TRP:HA	2.40	0.55
1:A:392:LEU:HG	1:A:395:TYR:CB	2.35	0.55
1:A:475:SER:O	1:A:711:ALA:HA	2.06	0.55
2:C:285:LYS:NZ	2:C:285:LYS:HB2	2.21	0.55
2:C:397:GLN:C	2:C:399:CYS:H	2.10	0.55
2:C:403:PHE:CE2	2:C:407:LEU:HB2	2.41	0.55
2:C:473:ASP:C	2:C:476:ILE:HG23	2.26	0.55
1:D:196:VAL:HG12	1:D:268:GLY:N	2.21	0.55
1:D:247:LEU:N	1:D:815:TRP:CD1	2.74	0.55
1:D:278:ILE:HA	1:D:282:TYR:CE1	2.41	0.55
1:D:253:ALA:N	1:D:280:GLU:OE1	2.39	0.55
1:D:282:TYR:HE2	1:D:432:VAL:CG2	2.14	0.55
1:D:278:ILE:HA	1:D:291:PHE:CE1	2.41	0.55
1:D:400:VAL:O	1:D:403:THR:HG23	2.07	0.55
1:D:449:GLN:CA	1:D:452:TYR:CE2	2.87	0.55
1:D:466:LEU:H	1:D:466:LEU:HD13	1.70	0.55
1:D:479:TYR:CE1	1:D:480:LYS:HE2	2.41	0.55
1:D:550:GLN:N	1:D:551:LYS:NZ	2.53	0.55
1:D:88:PHE:HB2	1:D:91:GLY:HA3	1.88	0.55
2:E:259:ARG:NH2	2:E:263:TRP:HE1	2.04	0.55
2:E:69:LEU:H	2:E:69:LEU:CD1	2.18	0.55
2:F:234:LYS:NZ	2:F:344:ARG:CD	2.63	0.55
2:F:303:LEU:CG	2:F:337:SER:OG	2.54	0.55
2:F:305:ASN:C	2:F:307:GLY:H	2.09	0.55
2:F:389:ARG:CG	2:F:390:GLY:N	2.69	0.55
1:A:1189:LEU:CD2	1:A:1189:LEU:N	2.69	0.55
1:A:370:PRO:O	1:A:371:LYS:CG	2.52	0.55
1:A:421:PRO:HG2	1:A:422:VAL:H	1.71	0.55
1:A:487:ASP:O	1:A:491:ASP:CG	2.45	0.55
1:A:667:GLN:HG3	1:A:668:LEU:N	2.20	0.55
2:B:233:GLU:OE2	2:C:133:HIS:ND1	2.35	0.55
2:B:263:TRP:O	2:B:265:LYS:HG2	2.05	0.55
2:B:341:ASP:OD1	2:B:344:ARG:HD3	2.07	0.55
2:C:221:THR:CG2	2:C:222:LYS:N	2.69	0.55
2:C:339:ASN:O	2:C:340:GLY:O	2.25	0.55
1:D:1001:GLY:C	1:D:1004:LEU:HB2	2.27	0.55
1:D:1031:GLU:OE2	1:D:1092:PHE:CD2	2.59	0.55

Continued on next page...

Continued from previous page...

Atom-1	Atom-2	Interatomic distance (Å)	Clash overlap (Å)
1:D:1108:TYR:CE1	1:D:1160:THR:HG22	2.40	0.55
1:D:877:MET:HE1	1:D:1203:PRO:O	2.06	0.55
1:D:177:ARG:HH21	1:D:216:SER:HA	1.70	0.55
1:D:173:GLU:OE2	1:D:223:TRP:CD1	2.59	0.55
1:D:656:TYR:CE1	1:D:743:ASP:CG	2.78	0.55
1:D:659:HIS:CE1	1:D:719:LEU:HD22	2.39	0.55
1:D:615:SER:C	1:D:725:PRO:HG3	2.26	0.55
1:D:744:ILE:N	1:D:744:ILE:HD13	2.21	0.55
1:D:753:PRO:HD3	1:D:770:PHE:CD2	2.41	0.55
1:D:854:ALA:C	1:D:855:VAL:CG2	2.74	0.55
1:D:885:THR:O	1:D:886:LEU:HD23	2.06	0.55
1:D:987:ALA:O	1:D:988:ALA:C	2.43	0.55
2:E:186:LEU:C	2:E:190:LEU:HD13	2.25	0.55
2:E:199:LEU:HD12	2:E:200:VAL:H	1.71	0.55
2:E:315:TYR:HD1	2:E:316:PRO:HD2	1.71	0.55
2:E:456:ARG:HG3	2:E:462:MET:N	2.21	0.55
2:F:358:GLU:O	2:F:360:SER:N	2.39	0.55
1:A:1016:GLU:CB	1:A:1020:ILE:HA	2.36	0.55
1:A:1060:LYS:CE	1:A:1073:PRO:HB2	2.36	0.55
1:A:1171:ASN:N	1:A:1171:ASN:OD1	2.38	0.55
1:A:221:TYR:OH	1:A:397:ALA:CB	2.54	0.55
1:A:665:LYS:O	1:A:669:MET:HG2	2.06	0.55
1:A:77:GLN:OE1	1:A:1174:PRO:HB3	2.06	0.55
1:A:938:THR:O	1:A:939:VAL:CB	2.54	0.55
1:A:932:HIS:CB	1:A:947:LYS:HG2	2.34	0.55
2:B:453:ILE:CG2	2:B:468:ILE:HD12	2.33	0.55
2:C:116:THR:O	2:C:120:VAL:HG13	2.06	0.55
2:C:221:THR:HG22	2:C:222:LYS:N	2.21	0.55
2:C:205:PRO:C	2:C:241:TRP:HE1	2.08	0.55
2:C:245:PRO:C	2:C:248:SER:HB2	2.24	0.55
2:C:301:GLU:OE1	2:C:339:ASN:ND2	2.38	0.55
2:C:308:ASP:N	2:C:308:ASP:OD2	2.39	0.55
2:C:351:TYR:CD1	2:C:355:GLN:HG2	2.42	0.55
1:D:857:PRO:CA	1:D:1062:GLU:OE2	2.55	0.55
1:D:233:TYR:O	1:D:234:SER:CB	2.51	0.55
1:D:421:PRO:HG2	1:D:422:VAL:H	1.71	0.55
1:D:575:LYS:CD	1:D:581:ASP:O	2.55	0.55
1:D:727:ASP:O	1:D:728:THR:CB	2.54	0.55
1:D:735:GLY:HA2	1:D:749:PHE:HA	1.89	0.55
2:E:204:LEU:HD22	2:E:242:PHE:O	2.05	0.55
2:E:415:PRO:HB2	2:E:417:TYR:CE2	2.42	0.55

Continued on next page...

Continued from previous page...

Atom-1	Atom-2	Interatomic distance (Å)	Clash overlap (Å)
2:F:115:TRP:NE1	2:F:119:VAL:CG2	2.70	0.55
2:F:144:ALA:O	2:F:145:PHE:HB2	2.06	0.55
2:F:238:SER:C	2:F:338:VAL:HG11	2.26	0.55
2:F:406:LEU:CD1	2:F:406:LEU:N	2.69	0.55
1:A:106:HIS:C	1:A:107:LEU:HD22	2.26	0.55
1:A:196:VAL:HG11	1:A:404:HIS:HB3	1.89	0.55
1:A:203:LEU:CD1	1:A:379:LYS:O	2.54	0.55
1:A:444:TYR:HE2	1:A:874:LEU:HA	1.71	0.55
1:A:586:THR:N	1:A:587:PRO:CD	2.70	0.55
1:A:739:TYR:HA	1:A:741:ASP:O	2.06	0.55
1:A:936:ALA:HB2	1:A:946:ALA:CB	2.35	0.55
2:B:123:GLU:CB	2:C:403:PHE:HZ	2.20	0.55
2:C:192:HIS:C	2:C:196:CYS:HG	2.09	0.55
2:C:291:TYR:OH	2:C:352:ASP:N	2.38	0.55
2:C:402:LEU:HB3	2:C:406:LEU:CD2	2.34	0.55
1:D:1069:ILE:HG23	1:D:1070:PRO:CG	2.37	0.55
1:D:1113:LEU:HB3	1:D:1117:LYS:HE3	1.88	0.55
1:D:1207:GLU:HA	1:D:1210:TYR:HD2	1.55	0.55
1:D:213:VAL:HG13	1:D:401:TRP:HZ2	1.68	0.55
1:D:251:THR:C	1:D:254:SER:H	2.08	0.55
1:D:455:LEU:HD13	1:D:869:ARG:NH1	2.22	0.55
1:D:509:THR:C	1:D:510:ALA:O	2.38	0.55
1:D:886:LEU:HD22	1:D:1140:LEU:HG	1.88	0.55
2:E:378:LEU:CD1	2:E:378:LEU:N	2.69	0.55
2:F:344:ARG:HA	2:F:347:LEU:CG	2.36	0.55
2:F:346:MET:O	2:F:350:LEU:CD1	2.55	0.55
2:F:88:ARG:HH11	2:F:88:ARG:HB2	1.70	0.55
1:A:1008:LEU:HD22	1:A:1009:ASN:N	2.22	0.55
1:A:1009:ASN:C	1:A:1010:LEU:HG	2.25	0.55
1:A:1026:ARG:HG2	1:A:1029:GLN:NE2	2.21	0.55
1:A:1069:ILE:N	1:A:1070:PRO:CD	2.69	0.55
1:A:430:MET:HA	1:A:1130:CYS:HB2	1.89	0.55
1:A:1165:ALA:HB2	1:A:1173:LEU:CD1	2.37	0.55
1:A:127:LEU:CD2	1:A:129:PRO:HD3	2.34	0.55
1:A:283:LEU:HD13	1:A:283:LEU:C	2.26	0.55
1:A:386:ARG:HG2	1:A:387:GLU:N	2.21	0.55
1:A:411:LEU:O	1:A:415:LEU:HD13	2.05	0.55
1:A:416:GLU:O	1:A:419:PRO:HD3	2.06	0.55
1:A:469:ASP:O	1:A:473:LEU:HD23	2.07	0.55
1:A:442:GLU:OE1	1:A:815:TRP:CZ2	2.60	0.55
2:B:102:LEU:CD1	2:B:102:LEU:H	2.17	0.55

Continued on next page...

Continued from previous page...

Atom-1	Atom-2	Interatomic distance (Å)	Clash overlap (Å)
2:B:439:PHE:O	2:B:440:THR:OG1	2.21	0.55
2:B:452:LEU:HD22	2:B:452:LEU:N	2.21	0.55
2:C:290:TYR:CE1	2:C:299:LEU:HD22	2.42	0.55
2:C:351:TYR:O	2:C:353:SER:N	2.38	0.55
2:C:354:PHE:C	2:C:356:LEU:N	2.53	0.55
1:D:1188:CYS:O	1:D:1189:LEU:HD13	2.06	0.55
1:D:1190:ARG:HH11	1:D:1195:MET:CE	2.17	0.55
1:D:242:ALA:C	1:D:246:PRO:HD3	2.27	0.55
1:D:279:ARG:HH11	1:D:841:LEU:CB	2.19	0.55
1:D:733:HIS:CE1	1:D:750:PHE:CD1	2.95	0.55
1:D:795:ASN:O	1:D:798:ILE:CG1	2.53	0.55
1:D:802:ARG:HG2	1:D:803:ASN:OD1	2.07	0.55
1:D:951:TYR:O	1:D:955:TYR:CD1	2.60	0.55
1:D:967:MET:SD	1:D:978:ALA:HB2	2.47	0.55
2:E:120:VAL:O	2:F:407:LEU:HG	2.07	0.55
2:F:180:LYS:O	2:F:181:LEU:HD23	2.06	0.55
2:F:300:ILE:CG2	2:F:301:GLU:H	2.19	0.55
2:F:300:ILE:HG23	2:F:342:LEU:CD1	2.36	0.55
2:F:397:GLN:HG2	2:F:398:VAL:N	2.22	0.55
2:F:403:PHE:O	2:F:406:LEU:HB2	2.06	0.55
1:A:1005:VAL:CA	1:A:1008:LEU:CD1	2.67	0.55
1:A:1068:ASP:O	1:A:1070:PRO:HD3	2.07	0.55
1:A:1091:GLU:O	1:A:1092:PHE:CB	2.54	0.55
1:A:1224:ILE:HD11	1:A:1229:GLY:H	1.71	0.55
1:A:414:PHE:O	1:A:417:ARG:CB	2.54	0.55
1:A:658:LYS:O	1:A:662:GLU:CG	2.53	0.55
1:A:786:ALA:CB	1:A:790:ARG:NH1	2.67	0.55
1:A:439:GLN:HG2	1:A:836:LEU:N	2.22	0.55
1:A:916:PHE:O	1:A:920:THR:HA	2.05	0.55
2:C:233:GLU:O	2:C:234:LYS:HG2	2.06	0.55
2:C:243:THR:HB	2:C:247:THR:OG1	2.07	0.55
2:C:342:LEU:O	2:C:342:LEU:HD22	2.06	0.55
2:C:415:PRO:HA	2:C:417:TYR:HE2	1.72	0.55
1:D:903:GLY:HA2	1:D:1002:GLU:HB2	1.86	0.55
1:D:1006:ARG:CZ	1:D:1006:ARG:HA	2.31	0.55
1:D:312:TRP:CZ3	1:D:348:LEU:HB2	2.40	0.55
1:D:77:GLN:O	1:D:78:MET:CB	2.53	0.55
1:D:607:TRP:NE1	1:D:780:GLN:O	2.40	0.55
2:E:77:HIS:CB	2:E:101:PRO:HD2	2.33	0.55
2:E:109:ASN:O	2:E:378:LEU:HG	2.06	0.55
2:E:211:ILE:HA	2:E:237:ALA:HA	1.89	0.55

Continued on next page...

Continued from previous page...

Atom-1	Atom-2	Interatomic distance (Å)	Clash overlap (Å)
2:E:284:ARG:O	2:E:285:LYS:CB	2.53	0.55
2:E:335:VAL:CG2	2:E:336:LEU:N	2.70	0.55
2:F:290:TYR:CE1	2:F:299:LEU:HD22	2.40	0.55
2:F:311:LEU:O	2:F:315:TYR:N	2.32	0.55
2:F:322:LEU:HD22	2:F:323:HIS:C	2.27	0.55
2:F:341:ASP:O	2:F:342:LEU:CD1	2.50	0.55
1:A:1008:LEU:CD2	1:A:1008:LEU:C	2.74	0.55
1:A:1013:ASP:CG	1:A:1014:ARG:H	2.09	0.55
1:A:1017:GLY:C	1:A:1019:TRP:H	2.09	0.55
1:A:1030:ARG:HD3	1:A:1091:GLU:CD	2.27	0.55
1:A:312:TRP:CZ2	1:A:346:ASP:C	2.80	0.55
1:A:221:TYR:OH	1:A:397:ALA:HB1	2.07	0.55
1:A:897:TRP:O	1:A:897:TRP:CD1	2.59	0.55
1:A:931:LEU:HA	1:A:934:LYS:HE3	1.87	0.55
2:C:390:GLY:HA2	2:C:392:THR:N	2.21	0.55
2:C:444:THR:N	2:C:447:THR:HG23	2.20	0.55
1:D:1060:LYS:CE	1:D:1060:LYS:HA	2.36	0.55
1:D:77:GLN:O	1:D:78:MET:HB2	2.07	0.55
1:D:892:ASP:OD2	1:D:893:SER:N	2.40	0.55
1:D:903:GLY:O	1:D:906:HIS:N	2.40	0.55
2:E:119:VAL:HA	2:E:125:VAL:HB	1.87	0.55
2:E:201:ASN:CG	2:F:422:GLN:HB2	2.26	0.55
2:E:114:TRP:NE1	2:E:259:ARG:NH2	2.49	0.55
2:E:266:PHE:CD1	2:E:376:PRO:HG3	2.42	0.55
2:E:338:VAL:O	2:E:338:VAL:HG12	2.06	0.55
2:E:418:LEU:CD2	2:F:122:ARG:NH2	2.67	0.55
1:D:1209:ARG:CG	2:F:249:ASN:HB3	2.32	0.55
2:F:312:LEU:O	2:F:313:HIS:C	2.44	0.55
2:F:407:LEU:HD23	2:F:407:LEU:C	2.26	0.55
2:F:426:GLU:OE2	2:F:429:TYR:HD1	1.89	0.55
2:F:469:SER:C	2:F:471:LEU:HD12	2.27	0.55
1:A:1129:PHE:CE2	1:A:1131:ILE:HB	2.42	0.55
1:A:1131:ILE:HG13	1:A:1133:ILE:HG22	1.88	0.55
1:A:125:LEU:HD23	1:A:125:LEU:N	2.00	0.55
1:A:267:VAL:CG1	1:A:269:HIS:CE1	2.90	0.55
1:A:379:LYS:HD3	1:A:379:LYS:H	1.70	0.55
1:A:784:GLY:CA	2:C:362:THR:O	2.55	0.55
1:A:823:ARG:HB3	1:A:825:VAL:CG2	2.13	0.55
1:A:851:THR:C	1:A:852:ARG:HG3	2.27	0.55
1:A:859:TRP:N	1:A:859:TRP:CD1	2.73	0.55
2:C:245:PRO:O	2:C:248:SER:CB	2.45	0.55

Continued on next page...

Continued from previous page...

Atom-1	Atom-2	Interatomic distance (Å)	Clash overlap (Å)
2:C:243:THR:HB	2:C:247:THR:CG2	2.37	0.55
2:C:236:GLU:CA	2:C:341:ASP:CB	2.69	0.55
2:C:432:TYR:HB3	2:C:437:ILE:HD11	1.88	0.55
1:D:1028:VAL:HG12	1:D:1028:VAL:O	2.07	0.55
1:D:121:PRO:C	1:D:122:ASP:OD2	2.44	0.55
1:D:1221:TYR:CA	1:D:1224:ILE:HG22	2.33	0.55
1:D:192:GLU:HG3	1:D:195:LEU:HD12	1.89	0.55
1:D:211:LEU:HG	1:D:221:TYR:CE1	2.42	0.55
1:D:259:ARG:CG	1:D:261:TRP:HD1	2.17	0.55
1:D:271:VAL:N	1:D:294:THR:OG1	2.39	0.55
1:D:407:PHE:CG	1:D:408:GLN:N	2.75	0.55
1:D:591:LEU:HD11	1:D:594:LEU:CG	2.20	0.55
1:D:598:VAL:HA	1:D:601:LYS:HD3	1.89	0.55
1:D:776:ASP:OD1	1:D:777:GLY:N	2.39	0.55
1:D:916:PHE:O	1:D:920:THR:HA	2.04	0.55
1:D:954:ILE:HG22	1:D:955:TYR:CG	2.42	0.55
1:D:995:TYR:N	1:D:996:ARG:NH1	2.50	0.55
2:E:239:LEU:HB3	2:E:338:VAL:HB	1.89	0.55
2:E:244:PRO:O	2:E:248:SER:N	2.40	0.55
2:E:301:GLU:HG2	2:E:303:LEU:CD1	2.36	0.55
2:F:112:ALA:O	2:F:116:THR:HG22	2.06	0.55
2:F:244:PRO:N	2:F:247:THR:CG2	2.70	0.55
2:F:358:GLU:HG2	2:F:359:ASN:N	2.22	0.55
2:F:431:LYS:NZ	2:F:435:MET:CG	2.70	0.55
2:F:78:PHE:CD2	2:F:79:LEU:HD22	2.41	0.55
1:A:433:SER:HB2	1:A:1129:PHE:HE1	1.72	0.55
1:A:460:LYS:O	1:A:463:LEU:HB3	2.07	0.55
1:A:616:GLU:CG	1:A:724:GLY:CA	2.84	0.55
1:A:735:GLY:C	1:A:736:ASN:CG	2.66	0.55
1:A:825:VAL:O	1:A:829:PRO:CG	2.55	0.55
2:B:378:LEU:O	2:B:379:ALA:C	2.46	0.55
2:B:432:TYR:HA	2:B:437:ILE:CD1	2.37	0.55
2:C:241:TRP:HE3	2:C:255:TRP:HE1	1.52	0.55
1:A:1209:ARG:HH22	2:C:256:LEU:CG	2.20	0.55
2:C:393:LEU:HD23	2:C:396:ARG:CG	2.26	0.55
2:C:398:VAL:C	2:C:401:GLY:N	2.60	0.55
2:C:441:VAL:O	2:C:441:VAL:HG23	2.07	0.55
2:C:72:ILE:O	2:C:75:ARG:O	2.25	0.55
1:D:1138:ARG:HH21	1:D:1191:LYS:HZ3	1.55	0.55
1:D:1165:ALA:C	1:D:1166:TYR:CD1	2.77	0.55
1:D:1163:MET:CE	1:D:1167:LYS:HG2	2.37	0.55

Continued on next page...

Continued from previous page...

Atom-1	Atom-2	Interatomic distance (Å)	Clash overlap (Å)
1:D:278:ILE:HD13	1:D:282:TYR:OH	2.07	0.55
1:D:550:GLN:OE1	1:D:551:LYS:CE	2.54	0.55
1:D:576:LEU:HG	1:D:579:ARG:HE	1.70	0.55
1:D:769:ASP:O	1:D:773:LYS:NZ	2.29	0.55
1:D:867:PRO:O	1:D:868:ASP:CB	2.55	0.55
1:D:874:LEU:O	1:D:878:VAL:CG2	2.41	0.55
1:D:951:TYR:O	1:D:955:TYR:CE1	2.59	0.55
2:E:431:LYS:CA	2:E:434:GLU:HG2	2.34	0.55
2:F:243:THR:C	2:F:334:CYS:HB2	2.26	0.55
2:F:351:TYR:C	2:F:355:GLN:CB	2.64	0.55
1:A:955:TYR:HD2	1:A:1102:GLN:HE22	1.52	0.55
1:A:267:VAL:CG1	1:A:269:HIS:HE1	2.20	0.55
1:A:358:LEU:HD12	1:A:407:PHE:CE1	2.42	0.55
1:A:430:MET:O	1:A:1130:CYS:SG	2.64	0.55
1:A:572:TRP:O	1:A:574:ARG:N	2.40	0.55
1:A:610:PHE:CE1	1:A:972:ARG:NH2	2.75	0.55
1:A:613:HIS:CG	1:A:717:LEU:HG	2.41	0.55
1:A:732:TYR:CD1	1:A:755:LYS:HG2	2.42	0.55
1:A:996:ARG:NH1	1:A:1003:TRP:C	2.60	0.55
2:B:78:PHE:CD2	2:B:102:LEU:HD22	2.42	0.55
2:B:182:ARG:O	2:B:182:ARG:HG2	2.06	0.55
2:B:348:ALA:C	2:B:350:LEU:N	2.61	0.55
2:B:388:GLY:O	2:B:444:THR:HA	2.07	0.55
2:B:69:LEU:O	2:B:73:CYS:SG	2.64	0.55
2:C:208:LEU:CD1	2:C:208:LEU:O	2.54	0.55
2:C:244:PRO:N	2:C:247:THR:HG21	2.22	0.55
2:C:344:ARG:O	2:C:347:LEU:HB2	2.07	0.55
2:C:387:VAL:HG11	2:C:395:LEU:O	2.07	0.55
2:C:387:VAL:CG1	2:C:399:CYS:HB2	2.37	0.55
2:C:406:LEU:CA	2:C:409:ASN:ND2	2.61	0.55
1:D:401:TRP:HD1	1:D:404:HIS:HD2	1.53	0.55
1:D:402:ALA:O	1:D:406:VAL:CG1	2.55	0.55
1:D:659:HIS:CG	1:D:719:LEU:HD22	2.42	0.55
1:D:613:HIS:CE1	1:D:717:LEU:CD1	2.89	0.55
1:D:732:TYR:CG	1:D:755:LYS:NZ	2.75	0.55
1:D:891:VAL:CG1	1:D:1135:ASP:CA	2.85	0.55
1:D:922:GLN:OE1	1:D:934:LYS:NZ	2.39	0.55
2:E:263:TRP:C	2:E:265:LYS:N	2.58	0.55
2:E:324:GLY:O	2:E:331:VAL:HG13	2.06	0.55
2:E:380:PRO:CA	2:E:438:LEU:HD12	2.37	0.55
2:F:115:TRP:O	2:F:118:VAL:HG12	2.06	0.55

Continued on next page...

Continued from previous page...

Atom-1	Atom-2	Interatomic distance (Å)	Clash overlap (Å)
2:F:116:THR:O	2:F:120:VAL:HG13	2.07	0.55
2:F:240:VAL:CA	2:F:336:LEU:HB3	2.36	0.55
2:F:342:LEU:CD2	2:F:342:LEU:C	2.74	0.55
2:F:344:ARG:HA	2:F:347:LEU:CD2	2.34	0.55
1:A:1108:TYR:HE2	1:A:1112:MET:CE	2.20	0.54
1:A:196:VAL:C	1:A:401:TRP:CH2	2.81	0.54
1:A:363:ARG:O	1:A:365:TYR:CE2	2.59	0.54
1:A:616:GLU:O	1:A:616:GLU:HG3	2.06	0.54
1:A:788:GLY:O	1:A:792:LEU:HG	2.07	0.54
1:A:815:TRP:HA	1:A:838:GLY:HA2	1.87	0.54
1:A:885:THR:HB	1:A:1146:ARG:HH21	1.72	0.54
1:A:79:LEU:CB	1:A:89:GLY:CA	2.84	0.54
1:A:974:THR:HG23	1:A:975:GLN:H	1.72	0.54
2:B:283:GLY:O	2:B:305:ASN:O	2.25	0.54
2:B:75:ARG:HD2	2:B:434:GLU:CD	2.28	0.54
2:B:456:ARG:HG2	2:B:463:LYS:HG3	1.89	0.54
2:C:239:LEU:C	2:C:338:VAL:HG12	2.26	0.54
1:D:1111:LEU:HD22	1:D:1164:PHE:HE1	1.68	0.54
1:D:1209:ARG:CZ	2:F:252:LEU:HB3	2.37	0.54
1:D:203:LEU:C	1:D:203:LEU:CD2	2.74	0.54
1:D:273:PHE:CA	1:D:276:ALA:H	2.19	0.54
1:D:460:LYS:HG2	1:D:461:LYS:N	2.22	0.54
1:D:771:LEU:CD1	1:D:771:LEU:N	2.70	0.54
1:D:768:LYS:C	1:D:772:PRO:CD	2.74	0.54
1:D:439:GLN:NE2	1:D:837:TYR:CE2	2.75	0.54
1:D:904:ASP:OD1	1:D:915:ALA:CB	2.55	0.54
2:E:109:ASN:HB2	2:E:378:LEU:CB	2.37	0.54
2:E:427:GLN:HA	2:E:430:SER:OG	2.07	0.54
2:F:118:VAL:CG1	2:F:119:VAL:N	2.70	0.54
2:F:123:GLU:OE1	2:F:206:TYR:HA	2.07	0.54
2:F:375:HIS:CD2	2:F:377:CYS:H	2.24	0.54
2:F:460:THR:CG2	2:F:462:MET:HB2	2.35	0.54
1:A:1006:ARG:N	1:A:1006:ARG:HH11	2.06	0.54
1:A:189:ILE:HD12	1:A:258:GLN:HA	1.89	0.54
1:A:456:GLN:O	1:A:460:LYS:HD3	2.07	0.54
1:A:490:TRP:CH2	1:A:598:VAL:CB	2.85	0.54
1:A:496:LYS:NZ	1:A:570:PRO:O	2.37	0.54
1:A:730:PRO:HD3	1:A:761:ASN:OD1	2.08	0.54
2:B:376:PRO:O	2:B:378:LEU:N	2.39	0.54
2:B:75:ARG:C	2:B:76:ARG:HG2	2.28	0.54
2:C:200:VAL:O	2:C:201:ASN:HB2	2.06	0.54

Continued on next page...

Continued from previous page...

Atom-1	Atom-2	Interatomic distance (Å)	Clash overlap (Å)
2:C:342:LEU:CB	2:C:344:ARG:HB2	2.37	0.54
2:C:266:PHE:HB3	2:C:378:LEU:HD11	1.88	0.54
1:D:879:GLN:O	1:D:1189:LEU:CD2	2.54	0.54
1:D:1190:ARG:NH1	1:D:1195:MET:HE3	2.21	0.54
1:D:1151:LEU:HD12	1:D:1230:SER:HA	1.89	0.54
1:D:284:ILE:H	1:D:284:ILE:CD1	2.02	0.54
1:D:612:LEU:HB3	1:D:621:GLY:N	2.22	0.54
1:D:739:TYR:O	1:D:741:ASP:O	2.25	0.54
1:D:808:ILE:O	1:D:811:GLN:OE1	2.25	0.54
2:E:239:LEU:O	2:E:240:VAL:HB	2.06	0.54
2:E:382:LYS:CG	2:E:383:VAL:H	2.20	0.54
2:F:385:LEU:HD13	2:F:399:CYS:SG	2.47	0.54
2:F:402:LEU:O	2:F:403:PHE:C	2.45	0.54
1:A:371:LYS:HA	1:A:374:ARG:HD2	1.88	0.54
1:A:420:HIS:CE1	1:A:422:VAL:HG23	2.42	0.54
1:A:520:ALA:N	1:A:521:PRO:CD	2.71	0.54
1:A:652:ILE:HG23	1:A:655:LEU:HD11	1.89	0.54
2:B:78:PHE:CD2	2:B:102:LEU:HB2	2.42	0.54
2:B:67:GLU:N	2:B:70:LEU:HB2	2.22	0.54
2:C:357:THR:C	2:C:359:ASN:N	2.61	0.54
1:D:1157:ASN:OD1	1:D:1161:ARG:NH2	2.40	0.54
1:D:260:ASP:C	1:D:260:ASP:OD2	2.45	0.54
1:D:396:CYS:O	1:D:400:VAL:HG23	2.06	0.54
1:D:437:VAL:HG12	1:D:438:ASN:N	2.21	0.54
1:D:484:TRP:CD1	1:D:488:LEU:HG	2.42	0.54
1:D:618:HIS:CE1	1:D:761:ASN:HB3	2.42	0.54
1:D:933:SER:OG	1:D:943:ARG:CZ	2.55	0.54
2:E:318:ASN:O	2:E:319:VAL:C	2.46	0.54
2:E:385:LEU:HD13	2:E:441:VAL:HB	1.88	0.54
2:F:307:GLY:C	2:F:308:ASP:OD2	2.46	0.54
2:F:309:HIS:HB3	2:F:310:GLU:OE1	2.06	0.54
2:F:425:LEU:HD12	2:F:425:LEU:O	2.08	0.54
1:A:1008:LEU:C	1:A:1011:PRO:HD3	2.28	0.54
1:A:1043:VAL:C	1:A:1046:GLU:H	2.10	0.54
1:A:885:THR:HB	1:A:1146:ARG:CZ	2.37	0.54
1:A:188:ALA:C	1:A:189:ILE:HG12	2.27	0.54
1:A:273:PHE:CA	1:A:276:ALA:HB3	2.37	0.54
1:A:196:VAL:CG1	1:A:401:TRP:CZ3	2.91	0.54
1:A:503:VAL:O	1:A:504:LYS:HB3	2.07	0.54
1:A:639:THR:HB	1:A:640:LEU:CD2	2.27	0.54
1:A:915:ALA:O	1:A:919:MET:N	2.26	0.54

Continued on next page...

Continued from previous page...

Atom-1	Atom-2	Interatomic distance (Å)	Clash overlap (Å)
2:B:307:GLY:HA2	2:B:334:CYS:HB3	1.90	0.54
2:C:395:LEU:CD2	2:C:443:VAL:HB	2.37	0.54
1:D:1063:SER:OG	1:D:1066:THR:HB	2.08	0.54
1:D:1153:LEU:N	1:D:1153:LEU:HD23	2.22	0.54
1:D:257:THR:CG2	1:D:257:THR:O	2.49	0.54
1:D:143:ALA:HB1	1:D:421:PRO:O	2.08	0.54
1:D:421:PRO:O	1:D:425:ALA:CB	2.55	0.54
1:D:542:ASP:O	1:D:546:ARG:HB2	2.06	0.54
1:D:601:LYS:HZ2	1:D:721:ALA:HA	1.72	0.54
1:D:744:ILE:CB	1:D:745:PRO:HD3	2.36	0.54
1:D:734:HIS:ND1	1:D:752:LEU:HD11	2.22	0.54
1:D:774:MET:O	1:D:776:ASP:O	2.25	0.54
1:D:776:ASP:N	1:D:796:LYS:NZ	2.55	0.54
1:D:807:ARG:HB2	1:D:858:THR:CG2	2.37	0.54
1:D:873:GLU:CD	1:D:1203:PRO:HG3	2.28	0.54
1:D:999:ASP:C	1:D:1001:GLY:N	2.59	0.54
2:E:127:PRO:O	2:F:101:PRO:HA	2.07	0.54
2:E:240:VAL:HG12	2:E:242:PHE:CZ	2.43	0.54
2:E:271:SER:C	2:E:273:PHE:H	2.10	0.54
2:E:280:ASP:O	2:E:304:TRP:CH2	2.60	0.54
2:E:460:THR:O	2:E:462:MET:HE2	2.07	0.54
2:F:381:ILE:CG2	2:F:437:ILE:HG22	2.38	0.54
2:F:413:VAL:C	2:F:415:PRO:HD2	2.27	0.54
1:A:112:LEU:HD12	1:A:112:LEU:N	2.21	0.54
1:A:1140:LEU:CD2	1:A:1141:VAL:N	2.71	0.54
1:A:175:TRP:HD1	1:A:183:GLU:HB2	1.71	0.54
1:A:371:LYS:NZ	1:A:400:VAL:CG2	2.70	0.54
1:A:611:PRO:HG3	1:A:671:GLN:CG	2.37	0.54
2:B:122:ARG:HB3	2:B:122:ARG:HH11	1.72	0.54
2:B:285:LYS:C	2:B:305:ASN:HD22	2.11	0.54
2:B:469:SER:O	2:B:471:LEU:N	2.40	0.54
2:B:69:LEU:HA	2:B:72:ILE:HG12	1.90	0.54
2:B:82:SER:HB3	2:B:85:GLN:CG	2.38	0.54
2:C:208:LEU:HD12	2:C:208:LEU:C	2.26	0.54
2:C:381:ILE:CG2	2:C:437:ILE:HG22	2.38	0.54
2:C:456:ARG:NH2	2:C:465:MET:SD	2.80	0.54
1:D:1027:LYS:HB2	1:D:1096:ARG:CG	2.37	0.54
1:D:308:GLN:NE2	1:D:1091:GLU:N	2.55	0.54
1:D:1122:GLU:O	1:D:1123:PHE:HB2	2.08	0.54
1:D:193:ARG:CA	1:D:193:ARG:HH11	2.19	0.54
1:D:279:ARG:HH11	1:D:841:LEU:HD13	1.71	0.54

Continued on next page...

Continued from previous page...

Atom-1	Atom-2	Interatomic distance (Å)	Clash overlap (Å)
1:D:429:GLU:HG3	1:D:1128:ARG:HH22	1.68	0.54
1:D:503:VAL:C	1:D:505:LYS:N	2.46	0.54
1:D:581:ASP:OD1	1:D:592:LEU:HD13	2.08	0.54
1:D:483:PRO:HG3	1:D:712:VAL:CG1	2.38	0.54
1:D:730:PRO:HB3	1:D:761:ASN:CA	2.38	0.54
1:D:434:TYR:HA	1:D:841:LEU:HD13	1.89	0.54
1:D:945:HIS:HA	1:D:948:ILE:HD11	1.88	0.54
2:E:187:HIS:HA	2:E:190:LEU:CD2	2.31	0.54
2:E:427:GLN:O	2:E:430:SER:HB2	2.08	0.54
2:F:129:ASP:HB3	2:F:131:LEU:HD22	1.88	0.54
2:F:383:VAL:CG2	2:F:384:ALA:N	2.70	0.54
2:F:385:LEU:HD11	2:F:402:LEU:HB3	1.90	0.54
2:F:407:LEU:C	2:F:407:LEU:CD2	2.76	0.54
2:F:473:ASP:C	2:F:476:ILE:HG23	2.27	0.54
1:A:1006:ARG:CZ	1:A:1010:LEU:HD11	2.35	0.54
1:A:1198:LYS:C	1:A:1199:THR:HG23	2.27	0.54
1:A:385:ILE:CG2	1:A:386:ARG:N	2.70	0.54
1:A:196:VAL:HG12	1:A:401:TRP:CZ3	2.43	0.54
1:A:613:HIS:O	1:A:614:TYR:CB	2.55	0.54
1:A:659:HIS:CD2	1:A:720:THR:HB	2.43	0.54
1:A:845:VAL:CG1	1:A:848:GLY:HA3	2.37	0.54
2:B:217:PRO:HB2	2:B:231:ILE:CG2	2.38	0.54
2:B:315:TYR:HB2	2:B:322:LEU:HD11	1.90	0.54
2:B:417:TYR:OH	2:C:122:ARG:CD	2.40	0.54
2:B:373:LYS:CE	2:B:459:ASP:HA	2.33	0.54
2:C:201:ASN:O	2:C:202:LYS:HB3	2.08	0.54
2:C:241:TRP:CE3	2:C:336:LEU:HD12	2.43	0.54
2:C:197:LEU:CD1	2:C:322:LEU:HD21	2.37	0.54
2:C:308:ASP:OD1	2:C:333:PRO:C	2.46	0.54
1:A:560:PRO:HD2	2:C:452:LEU:CD2	2.37	0.54
2:C:466:MET:O	2:C:467:HIS:C	2.45	0.54
1:D:1014:ARG:HD3	1:D:1026:ARG:CD	2.37	0.54
1:D:1052:GLY:O	1:D:1056:GLU:N	2.40	0.54
1:D:888:GLY:CA	1:D:1138:ARG:HD3	2.18	0.54
1:D:348:LEU:HD13	1:D:350:ILE:HD11	1.88	0.54
1:D:298:HIS:CD2	1:D:411:LEU:CD2	2.90	0.54
1:D:437:VAL:CA	1:D:441:TRP:HD1	2.16	0.54
1:D:459:MET:H	1:D:460:LYS:NZ	2.00	0.54
1:D:641:GLU:C	1:D:645:VAL:CG2	2.68	0.54
1:D:667:GLN:C	1:D:671:GLN:HG2	2.27	0.54
1:D:735:GLY:HA2	1:D:750:PHE:N	2.23	0.54

Continued on next page...

Continued from previous page...

Atom-1	Atom-2	Interatomic distance (Å)	Clash overlap (Å)
1:D:779:LEU:HD13	1:D:779:LEU:O	2.07	0.54
1:D:854:ALA:O	1:D:855:VAL:CG2	2.55	0.54
1:D:901:VAL:O	1:D:902:LEU:C	2.46	0.54
1:D:949:PHE:CD1	1:D:949:PHE:C	2.80	0.54
2:E:101:PRO:N	2:F:128:VAL:CG2	2.71	0.54
2:E:199:LEU:CD1	2:E:200:VAL:H	2.21	0.54
2:E:352:ASP:CG	2:E:352:ASP:O	2.45	0.54
2:E:402:LEU:O	2:E:403:PHE:C	2.46	0.54
2:F:131:LEU:HB3	2:F:133:HIS:ND1	2.22	0.54
2:F:256:LEU:O	2:F:257:ARG:C	2.46	0.54
1:A:1015:THR:CA	1:A:1016:GLU:OE2	2.55	0.54
1:A:175:TRP:CG	1:A:184:ALA:HA	2.43	0.54
1:A:297:MET:HE1	1:A:415:LEU:CD2	2.38	0.54
1:A:730:PRO:HG3	1:A:760:CYS:O	2.08	0.54
1:A:784:GLY:CA	2:C:363:ARG:CD	2.85	0.54
1:A:850:ILE:CG1	1:A:1099:TRP:NE1	2.71	0.54
1:A:866:ARG:HD3	1:A:866:ARG:C	2.27	0.54
1:A:982:ALA:O	1:A:986:TYR:CD1	2.61	0.54
2:B:112:ALA:O	2:B:115:TRP:CB	2.56	0.54
2:B:400:GLN:HG2	2:B:417:TYR:CE2	2.43	0.54
2:B:447:THR:HG23	2:B:452:LEU:H	1.70	0.54
2:C:326:ASP:OD2	2:C:327:GLY:N	2.39	0.54
2:C:483:LYS:HE2	2:C:483:LYS:C	2.27	0.54
2:C:78:PHE:CD2	2:C:79:LEU:HD22	2.42	0.54
1:D:1145:ASP:HA	1:D:1148:ARG:HD3	1.90	0.54
1:D:148:LEU:CB	1:D:149:PRO:HD3	2.38	0.54
1:D:286:GLY:O	1:D:287:SER:CB	2.56	0.54
1:D:301:ILE:O	1:D:1024:ASP:CB	2.55	0.54
1:D:371:LYS:NZ	1:D:393:MET:HA	2.21	0.54
1:D:627:ARG:O	1:D:628:ARG:CB	2.56	0.54
1:D:735:GLY:CA	1:D:749:PHE:CA	2.85	0.54
1:D:901:VAL:CG2	1:D:902:LEU:N	2.70	0.54
2:E:214:CYS:HB2	2:E:236:GLU:CB	2.37	0.54
2:E:428:LEU:CD1	2:E:428:LEU:N	2.60	0.54
2:E:91:LEU:C	2:E:93:SER:N	2.61	0.54
2:F:221:THR:CG2	2:F:222:LYS:N	2.71	0.54
1:D:1209:ARG:CZ	2:F:252:LEU:HD22	2.38	0.54
2:F:328:ARG:HG3	2:F:329:LYS:HD2	1.90	0.54
1:A:1043:VAL:O	1:A:1043:VAL:HG12	2.08	0.54
1:A:1111:LEU:O	1:A:1112:MET:C	2.46	0.54
1:A:82:GLY:O	1:A:85:GLU:HG3	2.07	0.54

Continued on next page...

Continued from previous page...

Atom-1	Atom-2	Interatomic distance (Å)	Clash overlap (Å)
1:A:879:GLN:O	1:A:1187:ARG:O	2.26	0.54
1:A:977:GLU:HA	1:A:980:GLU:OE2	2.08	0.54
2:B:100:GLY:HA2	2:C:128:VAL:HG11	1.90	0.54
2:B:204:LEU:HD11	2:B:333:PRO:HB3	1.88	0.54
2:B:252:LEU:O	2:B:255:TRP:HB2	2.07	0.54
2:B:277:ASP:HA	2:B:287:ASN:CG	2.28	0.54
2:B:476:ILE:O	2:B:480:SER:N	2.36	0.54
2:C:234:LYS:NZ	2:C:344:ARG:CD	2.61	0.54
2:C:358:GLU:HA	2:C:361:PHE:CB	2.38	0.54
2:C:395:LEU:HD11	2:C:444:THR:CA	2.36	0.54
2:C:81:GLY:O	2:C:86:LEU:HD21	2.07	0.54
1:D:422:VAL:CG1	1:D:1111:LEU:HD12	2.36	0.54
1:D:1147:TYR:CD2	1:D:1147:TYR:N	2.74	0.54
1:D:278:ILE:HA	1:D:291:PHE:CD1	2.42	0.54
1:D:354:ASN:O	1:D:355:SER:OG	2.19	0.54
1:D:548:CYS:N	1:D:551:LYS:HD3	2.22	0.54
1:D:585:TRP:CB	1:D:587:PRO:HD2	2.23	0.54
1:D:972:ARG:C	1:D:974:THR:HG23	2.28	0.54
2:E:193:TYR:O	2:E:197:LEU:HB3	2.08	0.54
2:E:218:VAL:O	2:E:230:SER:OG	2.22	0.54
2:E:299:LEU:HD11	2:E:302:THR:HG22	1.89	0.54
2:F:146:ARG:CB	2:F:228:VAL:HG11	2.38	0.54
2:F:328:ARG:C	2:F:329:LYS:HD2	2.27	0.54
2:F:400:GLN:C	2:F:400:GLN:CD	2.66	0.54
1:A:1128:ARG:O	1:A:1140:LEU:N	2.40	0.54
1:A:113:TRP:HA	1:A:116:PRO:CD	2.37	0.54
1:A:298:HIS:C	1:A:298:HIS:ND1	2.61	0.54
1:A:307:PHE:CD2	1:A:1051:GLY:HA3	2.43	0.54
1:A:645:VAL:HA	1:A:650:ARG:CD	2.38	0.54
1:A:792:LEU:O	1:A:796:LYS:HG3	2.08	0.54
1:A:442:GLU:OE1	1:A:815:TRP:HZ2	1.91	0.54
1:A:964:ARG:O	1:A:968:GLN:CG	2.56	0.54
2:B:249:ASN:HA	2:B:252:LEU:HD22	1.89	0.54
2:B:265:LYS:O	2:B:266:PHE:HB2	2.08	0.54
2:B:267:ALA:HB1	2:B:270:PRO:HB2	1.90	0.54
2:B:265:LYS:HD3	2:B:349:TYR:OH	2.08	0.54
2:B:418:LEU:C	2:B:418:LEU:HD23	2.28	0.54
2:C:314:MET:HB3	2:C:315:TYR:CD2	2.43	0.54
2:C:336:LEU:HD23	2:C:337:SER:O	2.08	0.54
1:D:1224:ILE:HG12	1:D:1227:THR:O	2.07	0.54
1:D:381:THR:HG23	1:D:385:ILE:HB	1.90	0.54

Continued on next page...

Continued from previous page...

Atom-1	Atom-2	Interatomic distance (Å)	Clash overlap (Å)
1:D:395:TYR:HD1	1:D:395:TYR:H	1.56	0.54
1:D:744:ILE:CB	1:D:745:PRO:CD	2.85	0.54
1:D:605:LEU:CD2	1:D:781:ALA:CB	2.73	0.54
1:D:823:ARG:CZ	1:D:824:ALA:HB3	2.38	0.54
1:D:859:TRP:N	1:D:859:TRP:CD1	2.76	0.54
1:D:865:ALA:HB1	1:D:872:SER:HG	1.71	0.54
2:E:189:ALA:HB3	2:E:240:VAL:HG21	1.89	0.54
2:E:115:TRP:CZ3	2:E:210:GLN:HA	2.40	0.54
2:E:419:GLU:CA	2:F:203:ARG:HH22	2.20	0.54
2:E:96:HIS:C	2:E:98:GLY:H	2.11	0.54
2:E:99:PHE:CD1	2:E:107:ARG:NH2	2.76	0.54
2:F:447:THR:CG2	2:F:448:LEU:HG	2.35	0.54
1:A:1046:GLU:OE1	1:A:1049:TRP:CG	2.60	0.54
1:A:136:ASP:HA	1:A:139:PHE:HB2	1.88	0.54
1:A:196:VAL:HG13	1:A:269:HIS:HD2	1.67	0.54
1:A:556:THR:HG22	2:C:467:HIS:CD2	2.43	0.54
1:A:563:PRO:C	1:A:564:GLN:NE2	2.60	0.54
1:A:733:HIS:C	1:A:735:GLY:N	2.60	0.54
2:B:116:THR:HA	2:B:120:VAL:CB	2.38	0.54
2:B:200:VAL:O	2:B:202:LYS:N	2.41	0.54
2:B:267:ALA:HB1	2:B:270:PRO:HD2	1.89	0.54
2:C:305:ASN:HA	2:C:335:VAL:CG1	2.38	0.54
2:C:371:VAL:HG23	2:C:433:ASP:CB	2.37	0.54
2:C:444:THR:O	2:C:445:GLU:C	2.47	0.54
2:C:466:MET:CE	2:C:471:LEU:HB3	2.38	0.54
1:D:853:ARG:NH1	1:D:1102:GLN:HA	2.23	0.54
1:D:1113:LEU:CD2	1:D:1113:LEU:N	2.71	0.54
1:D:1129:PHE:CE2	1:D:1139:TYR:CE2	2.96	0.54
1:D:1134:HIS:O	1:D:1134:HIS:CD2	2.60	0.54
1:D:385:ILE:O	1:D:388:ASN:HB2	2.08	0.54
1:D:543:VAL:O	1:D:547:ALA:CB	2.56	0.54
1:D:603:MET:O	1:D:605:LEU:HG	2.07	0.54
1:D:845:VAL:H	1:D:855:VAL:HB	1.73	0.54
2:E:353:SER:HG	2:E:372:LEU:HD11	1.73	0.54
2:E:75:ARG:O	2:E:76:ARG:HB2	2.08	0.54
2:F:311:LEU:CA	2:F:314:MET:HB2	2.38	0.54
2:F:241:TRP:CG	2:F:336:LEU:HD12	2.41	0.54
2:F:344:ARG:HA	2:F:347:LEU:CB	2.36	0.54
2:F:74:GLN:HE21	2:F:75:ARG:HH21	1.56	0.54
1:A:1169:GLY:O	1:A:1170:LEU:CB	2.53	0.53
1:A:244:LEU:O	1:A:247:LEU:CD2	2.56	0.53

Continued on next page...

Continued from previous page...

Atom-1	Atom-2	Interatomic distance (Å)	Clash overlap (Å)
1:A:316:LYS:HD3	1:A:350:ILE:HG12	1.89	0.53
1:A:301:ILE:CD1	1:A:414:PHE:CB	2.86	0.53
1:A:450:GLY:O	1:A:454:GLU:HG3	2.09	0.53
1:A:513:LEU:O	1:A:568:GLY:CA	2.56	0.53
1:A:498:LYS:CE	1:A:518:ALA:H	2.09	0.53
1:A:549:LEU:O	1:A:553:LYS:HG3	2.08	0.53
1:A:582:ASP:OD1	1:A:592:LEU:HD22	2.08	0.53
1:A:783:PRO:CG	2:C:363:ARG:CZ	2.84	0.53
1:A:827:ARG:NH1	1:A:827:ARG:HG2	2.19	0.53
2:B:78:PHE:CE1	2:B:103:GLY:HA2	2.38	0.53
2:B:182:ARG:HG2	2:B:214:CYS:HA	1.90	0.53
2:B:206:TYR:HA	2:B:241:TRP:CZ3	2.43	0.53
2:B:284:ARG:NE	2:B:284:ARG:HA	2.22	0.53
2:C:253:ASP:HA	2:C:256:LEU:HD23	1.90	0.53
2:C:375:HIS:HB3	2:C:378:LEU:CD1	2.35	0.53
2:C:416:GLY:HA2	2:C:419:GLU:CB	2.37	0.53
2:C:446:THR:CB	2:C:450:ASN:OD1	2.51	0.53
1:D:885:THR:HG22	1:D:1186:ASP:C	2.28	0.53
1:D:1189:LEU:CD2	1:D:1189:LEU:N	2.68	0.53
1:D:1204:THR:C	1:D:1207:GLU:HB3	2.29	0.53
1:D:441:TRP:CZ3	1:D:1210:TYR:CE1	2.96	0.53
1:D:189:ILE:HD13	1:D:258:GLN:HB3	1.91	0.53
1:D:211:LEU:O	1:D:212:ALA:HB2	2.08	0.53
1:D:269:HIS:HB2	1:D:274:ASP:OD1	2.08	0.53
1:D:279:ARG:HH21	1:D:844:VAL:HG22	1.72	0.53
1:D:472:GLN:O	1:D:473:LEU:C	2.47	0.53
1:D:495:PHE:O	1:D:496:LYS:CD	2.48	0.53
1:D:642:SER:C	1:D:645:VAL:HB	2.29	0.53
2:E:123:GLU:C	2:E:125:VAL:N	2.59	0.53
2:E:260:LEU:CD1	2:E:264:ARG:HD2	2.38	0.53
2:E:441:VAL:CG1	2:E:442:LEU:N	2.71	0.53
2:F:208:LEU:C	2:F:208:LEU:HD12	2.28	0.53
2:F:371:VAL:HG23	2:F:433:ASP:CB	2.38	0.53
2:F:454:HIS:NE2	2:F:472:LYS:CD	2.70	0.53
2:F:80:SER:OG	2:F:99:PHE:O	2.25	0.53
1:A:899:ALA:O	1:A:1002:GLU:OE1	2.27	0.53
1:A:1115:ALA:O	1:A:1118:TRP:HB3	2.08	0.53
1:A:172:ALA:O	1:A:173:GLU:HB2	2.07	0.53
1:A:313:ILE:HD12	1:A:314:ALA:N	2.23	0.53
1:A:371:LYS:HZ1	1:A:400:VAL:CG2	2.21	0.53
2:B:202:LYS:O	2:B:325:ARG:NE	2.41	0.53

Continued on next page...

Continued from previous page...

Atom-1	Atom-2	Interatomic distance (Å)	Clash overlap (Å)
2:C:291:TYR:HH	2:C:355:GLN:HG3	1.69	0.53
2:C:364:LYS:H	2:C:364:LYS:CD	2.08	0.53
2:C:426:GLU:O	2:C:429:TYR:HB2	2.08	0.53
2:C:451:GLY:O	2:C:452:LEU:HG	2.09	0.53
1:D:1116:MET:HE2	1:D:1156:THR:OG1	2.08	0.53
1:D:1131:ILE:HD11	1:D:1138:ARG:C	2.28	0.53
1:D:456:GLN:O	1:D:460:LYS:NZ	2.41	0.53
1:D:571:GLY:O	1:D:572:TRP:HB2	2.08	0.53
1:D:731:SER:O	1:D:732:TYR:HB2	2.09	0.53
2:E:418:LEU:HD11	2:F:122:ARG:CG	2.38	0.53
2:E:483:LYS:NZ	2:E:483:LYS:HB2	2.23	0.53
2:E:127:PRO:HG2	2:F:101:PRO:HA	1.91	0.53
2:F:350:LEU:N	2:F:350:LEU:CD1	2.56	0.53
2:F:371:VAL:HG23	2:F:433:ASP:O	2.08	0.53
2:F:454:HIS:CG	2:F:466:MET:HB2	2.40	0.53
1:A:1019:TRP:O	1:A:1020:ILE:CB	2.56	0.53
1:A:312:TRP:HZ2	1:A:346:ASP:C	2.12	0.53
1:A:347:TRP:HD1	1:A:1030:ARG:HG2	1.73	0.53
1:A:400:VAL:HG13	1:A:404:HIS:NE2	2.22	0.53
1:A:420:HIS:O	1:A:424:LEU:CG	2.56	0.53
1:A:627:ARG:O	1:A:628:ARG:CB	2.56	0.53
1:A:644:GLY:O	1:A:645:VAL:HB	2.07	0.53
1:A:814:VAL:O	1:A:838:GLY:HA3	2.08	0.53
1:A:435:LEU:HD12	1:A:842:PRO:CD	2.39	0.53
1:A:885:THR:HB	1:A:1146:ARG:NH2	2.22	0.53
2:C:250:GLN:OE1	2:C:257:ARG:NH2	2.29	0.53
2:C:343:ASP:O	2:C:346:MET:HB3	2.09	0.53
1:D:210:THR:O	1:D:211:LEU:CB	2.54	0.53
1:D:279:ARG:HA	1:D:841:LEU:HD12	1.91	0.53
1:D:312:TRP:CE3	1:D:316:LYS:CD	2.92	0.53
1:D:405:GLU:O	1:D:406:VAL:C	2.47	0.53
1:D:421:PRO:HG2	1:D:422:VAL:N	2.23	0.53
1:D:457:ARG:NH1	1:D:457:ARG:CB	2.71	0.53
1:D:491:ASP:O	1:D:492:LEU:C	2.45	0.53
1:D:603:MET:O	1:D:604:ALA:C	2.46	0.53
1:D:732:TYR:CB	1:D:755:LYS:NZ	2.71	0.53
1:D:776:ASP:CG	1:D:777:GLY:N	2.61	0.53
1:D:932:HIS:ND1	1:D:933:SER:N	2.56	0.53
2:E:379:ALA:N	2:E:380:PRO:CD	2.72	0.53
2:F:199:LEU:HD12	2:F:200:VAL:H	1.73	0.53
2:F:127:PRO:HD3	2:F:210:GLN:HB2	1.82	0.53

Continued on next page...

Continued from previous page...

Atom-1	Atom-2	Interatomic distance (Å)	Clash overlap (Å)
2:F:286:GLY:HA3	2:F:303:LEU:O	2.08	0.53
2:F:306:LEU:CG	2:F:306:LEU:O	2.50	0.53
2:F:372:LEU:CD1	2:F:374:LEU:HG	2.38	0.53
2:F:416:GLY:HA2	2:F:419:GLU:HB3	1.91	0.53
1:A:316:LYS:HB2	1:A:348:LEU:CD1	2.39	0.53
1:A:408:GLN:HG3	1:A:411:LEU:HD21	1.90	0.53
1:A:528:GLU:O	1:A:529:ASP:OD2	2.27	0.53
1:A:606:THR:CB	1:A:613:HIS:N	2.72	0.53
1:A:828:HIS:N	1:A:829:PRO:CD	2.72	0.53
1:A:857:PRO:O	1:A:861:THR:OG1	2.20	0.53
1:A:441:TRP:HE1	1:A:877:MET:HB3	1.72	0.53
1:A:87:ILE:HG12	1:A:1166:TYR:CE2	2.43	0.53
1:A:920:THR:OG1	1:A:921:LEU:HD12	2.08	0.53
2:B:348:ALA:O	2:B:351:TYR:N	2.36	0.53
2:B:412:SER:C	2:B:413:VAL:CG2	2.77	0.53
2:B:133:HIS:NE2	2:C:231:ILE:HG21	2.20	0.53
2:C:246:ARG:O	2:C:247:THR:C	2.45	0.53
2:C:266:PHE:HD1	2:C:378:LEU:CD1	2.21	0.53
2:C:274:SER:OG	2:C:275:SER:N	2.41	0.53
2:C:84:GLN:C	2:C:86:LEU:H	2.11	0.53
1:D:1016:GLU:HG3	1:D:1022:LEU:CD2	2.39	0.53
1:D:434:TYR:C	1:D:1130:CYS:HB3	2.29	0.53
1:D:116:PRO:O	1:D:118:VAL:HG12	2.08	0.53
1:D:136:ASP:OD1	1:D:140:ARG:NE	2.41	0.53
1:D:278:ILE:HD13	1:D:282:TYR:CZ	2.43	0.53
1:D:298:HIS:NE2	1:D:407:PHE:HB2	2.24	0.53
1:D:744:ILE:CG1	1:D:745:PRO:HD3	2.37	0.53
1:D:786:ALA:O	1:D:787:SER:CB	2.55	0.53
1:D:849:THR:HG21	1:D:851:THR:HB	1.89	0.53
1:D:932:HIS:O	1:D:935:THR:CG2	2.46	0.53
2:E:109:ASN:HD22	2:E:378:LEU:HB3	1.73	0.53
2:F:78:PHE:CD1	2:F:102:LEU:CD2	2.90	0.53
2:F:347:LEU:H	2:F:347:LEU:CD1	2.21	0.53
1:A:1019:TRP:O	1:A:1020:ILE:CG2	2.56	0.53
1:A:1124:ALA:CA	1:A:1148:ARG:HH12	2.21	0.53
1:A:247:LEU:HG	1:A:248:GLU:N	2.12	0.53
1:A:411:LEU:HD12	1:A:411:LEU:C	2.28	0.53
1:A:297:MET:CE	1:A:415:LEU:HD21	2.39	0.53
1:A:743:ASP:HB2	1:A:744:ILE:HD13	1.91	0.53
1:A:207:THR:HG21	1:A:812:MET:CB	2.38	0.53
1:A:831:TYR:HB2	1:A:837:TYR:OH	2.09	0.53

Continued on next page...

Continued from previous page...

Atom-1	Atom-2	Interatomic distance (Å)	Clash overlap (Å)
1:A:849:THR:HB	1:A:852:ARG:H	1.73	0.53
2:C:134:LYS:CB	2:C:180:LYS:HE2	2.38	0.53
2:C:272:ASN:CA	2:C:292:ASN:ND2	2.72	0.53
2:C:376:PRO:HG3	2:C:482:ALA:CB	2.31	0.53
2:C:403:PHE:CD1	2:C:415:PRO:HG3	2.43	0.53
1:D:308:GLN:HE22	1:D:1027:LYS:NZ	2.06	0.53
1:D:104:VAL:HG12	1:D:105:GLU:N	2.24	0.53
1:D:441:TRP:CD1	1:D:878:VAL:O	2.61	0.53
1:D:576:LEU:HD22	2:F:481:SER:HB2	1.89	0.53
1:D:850:ILE:HG12	1:D:851:THR:H	1.73	0.53
1:D:938:THR:C	1:D:939:VAL:HG23	2.29	0.53
2:E:299:LEU:HD23	2:E:300:ILE:N	2.24	0.53
2:E:389:ARG:HE	2:E:390:GLY:H	1.48	0.53
2:E:400:GLN:CA	2:E:403:PHE:HB3	2.38	0.53
1:D:472:GLN:CD	2:F:460:THR:O	2.47	0.53
2:F:86:LEU:O	2:F:87:SER:O	2.26	0.53
1:A:1019:TRP:CH2	1:A:1163:MET:HG2	2.43	0.53
1:A:286:GLY:O	1:A:287:SER:CB	2.56	0.53
1:A:355:SER:O	1:A:407:PHE:HZ	1.92	0.53
1:A:513:LEU:O	1:A:568:GLY:HA3	2.09	0.53
1:A:659:HIS:ND1	1:A:716:PRO:CA	2.71	0.53
1:A:843:GLN:O	1:A:856:GLU:HG2	2.08	0.53
2:B:235:THR:OG1	2:B:343:ASP:N	2.41	0.53
2:B:451:GLY:O	2:B:468:ILE:HG22	2.09	0.53
2:B:67:GLU:CG	2:B:69:LEU:HG	2.39	0.53
1:A:1208:ARG:O	2:C:253:ASP:OD2	2.26	0.53
1:D:1029:GLN:CD	1:D:1030:ARG:HH21	2.09	0.53
1:D:145:LYS:HB3	1:D:1118:TRP:HH2	1.73	0.53
1:D:1143:GLU:O	1:D:1146:ARG:CG	2.54	0.53
1:D:430:MET:HE1	1:D:1132:SER:HB3	1.91	0.53
1:D:438:ASN:N	1:D:441:TRP:HD1	2.00	0.53
1:D:449:GLN:CA	1:D:452:TYR:HE2	2.13	0.53
1:D:588:GLY:HA3	1:D:806:LYS:HE3	1.90	0.53
2:E:332:VAL:N	2:E:333:PRO:HD3	2.23	0.53
2:E:101:PRO:HG3	2:F:128:VAL:HG21	1.90	0.53
2:E:132:HIS:HB2	2:F:233:GLU:OE1	2.08	0.53
2:F:399:CYS:SG	2:F:417:TYR:CD2	3.00	0.53
2:F:440:THR:O	2:F:457:SER:CB	2.54	0.53
1:A:1100:VAL:HG12	1:A:1101:VAL:N	2.24	0.53
1:A:1115:ALA:O	1:A:1119:LEU:HG	2.08	0.53
1:A:1198:LYS:CG	1:A:1204:THR:CG2	2.80	0.53

Continued on next page...

Continued from previous page...

Atom-1	Atom-2	Interatomic distance (Å)	Clash overlap (Å)
1:A:202:CYS:SG	1:A:210:THR:CG2	2.94	0.53
1:A:371:LYS:CG	1:A:372:GLU:HG2	2.39	0.53
1:A:594:LEU:CD2	1:A:594:LEU:N	2.72	0.53
1:A:606:THR:HG21	1:A:613:HIS:H	1.69	0.53
1:A:646:VAL:O	1:A:646:VAL:HG13	2.09	0.53
1:A:950:ASN:O	1:A:953:ARG:N	2.41	0.53
2:B:189:ALA:HB1	2:B:208:LEU:HD21	1.91	0.53
2:B:217:PRO:HB3	2:B:232:GLY:H	1.74	0.53
2:C:208:LEU:N	2:C:208:LEU:HD12	2.24	0.53
2:C:114:TRP:NE1	2:C:259:ARG:CZ	2.70	0.53
2:C:72:ILE:HG23	2:C:76:ARG:HD2	1.91	0.53
2:C:82:SER:O	2:C:83:LYS:HG3	2.09	0.53
1:D:1014:ARG:HG2	1:D:1026:ARG:NE	2.18	0.53
1:D:1019:TRP:CD1	1:D:1020:ILE:N	2.76	0.53
1:D:249:VAL:HG22	1:D:250:PRO:N	2.24	0.53
1:D:267:VAL:C	1:D:269:HIS:NE2	2.62	0.53
1:D:287:SER:C	1:D:288:ARG:NE	2.62	0.53
1:D:357:ALA:C	1:D:359:VAL:H	2.12	0.53
1:D:549:LEU:O	1:D:553:LYS:HG3	2.08	0.53
1:D:656:TYR:C	1:D:659:HIS:CE1	2.81	0.53
1:D:808:ILE:O	1:D:811:GLN:HB3	2.08	0.53
1:D:973:LEU:O	1:D:977:GLU:HG3	2.09	0.53
2:E:351:TYR:C	2:E:353:SER:N	2.59	0.53
2:E:400:GLN:O	2:E:402:LEU:N	2.42	0.53
2:F:131:LEU:CG	2:F:133:HIS:CE1	2.82	0.53
1:A:211:LEU:HD11	1:A:221:TYR:HB3	1.89	0.53
1:A:254:SER:O	1:A:255:SER:HB2	2.08	0.53
1:A:451:THR:OG1	1:A:1202:ASN:OD1	2.27	0.53
1:A:853:ARG:O	1:A:854:ALA:HB2	2.09	0.53
1:A:914:THR:O	1:A:915:ALA:HB2	2.09	0.53
2:B:190:LEU:HB3	2:B:315:TYR:OH	2.08	0.53
2:C:285:LYS:CB	2:C:285:LYS:NZ	2.71	0.53
1:D:1196:ASP:HB2	1:D:1204:THR:HG22	1.91	0.53
1:D:152:GLU:HA	1:D:155:ASN:HD22	1.74	0.53
1:D:255:SER:OG	1:D:257:THR:N	2.41	0.53
1:D:369:LEU:CB	1:D:372:GLU:HB2	2.39	0.53
1:D:472:GLN:O	1:D:474:LEU:O	2.27	0.53
1:D:493:GLN:O	1:D:494:GLU:CG	2.53	0.53
1:D:666:GLN:HG2	1:D:669:MET:HE2	1.91	0.53
1:D:776:ASP:CA	1:D:796:LYS:HZ3	2.22	0.53
1:D:910:MET:HE1	1:D:911:HIS:CE1	2.43	0.53

Continued on next page...

Continued from previous page...

Atom-1	Atom-2	Interatomic distance (Å)	Clash overlap (Å)
1:D:967:MET:SD	1:D:975:GLN:N	2.82	0.53
1:D:993:ARG:NE	1:D:994:TRP:HB2	2.24	0.53
2:E:116:THR:O	2:E:118:VAL:N	2.41	0.53
2:E:311:LEU:O	2:E:315:TYR:N	2.42	0.53
2:E:424:SER:OG	2:E:425:LEU:N	2.42	0.53
2:E:96:HIS:O	2:E:96:HIS:HD2	1.92	0.53
2:F:206:TYR:CE1	2:F:208:LEU:HD23	2.43	0.53
2:F:241:TRP:CE3	2:F:336:LEU:HD12	2.44	0.53
2:F:243:THR:HB	2:F:247:THR:OG1	2.08	0.53
2:F:348:ALA:O	2:F:351:TYR:HB2	2.07	0.53
2:F:348:ALA:O	2:F:351:TYR:CB	2.56	0.53
2:F:403:PHE:CD1	2:F:415:PRO:HG3	2.44	0.53
2:F:442:LEU:HB2	2:F:455:LEU:HD22	1.91	0.53
2:F:484:ASN:C	2:F:485:VAL:CG1	2.77	0.53
2:F:61:GLY:C	2:F:64:GLU:HG2	2.29	0.53
1:A:1011:PRO:CD	1:A:1012:VAL:N	2.65	0.53
1:A:1143:GLU:O	1:A:1146:ARG:CB	2.57	0.53
1:A:213:VAL:CG1	1:A:397:ALA:CB	2.84	0.53
1:A:653:GLU:CA	1:A:656:TYR:CZ	2.88	0.53
1:A:659:HIS:CE1	1:A:663:GLN:CD	2.82	0.53
1:A:658:LYS:CB	1:A:713:PRO:O	2.57	0.53
1:A:812:MET:CG	1:A:813:VAL:H	2.21	0.53
2:B:301:GLU:HG2	2:B:303:LEU:CD1	2.39	0.53
2:B:76:ARG:HH21	2:B:431:LYS:HG3	1.73	0.53
2:B:69:LEU:CD1	2:B:73:CYS:SG	2.97	0.53
2:B:74:GLN:HB2	2:B:77:HIS:CD2	2.43	0.53
2:C:131:LEU:HB3	2:C:133:HIS:CG	2.44	0.53
2:C:387:VAL:HG13	2:C:399:CYS:HB2	1.90	0.53
2:C:414:TRP:O	2:C:414:TRP:CD1	2.62	0.53
1:D:1174:PRO:HB2	1:D:1177:VAL:CG2	2.39	0.53
1:D:1195:MET:O	1:D:1196:ASP:CG	2.48	0.53
1:D:1232:GLU:CB	1:D:1234:ARG:HB2	2.39	0.53
1:D:195:LEU:O	1:D:267:VAL:HG12	2.09	0.53
1:D:293:ASP:C	1:D:293:ASP:OD2	2.46	0.53
1:D:305:SER:OG	1:D:1099:TRP:NE1	2.42	0.53
1:D:312:TRP:HE3	1:D:316:LYS:CD	2.22	0.53
1:D:567:PRO:O	1:D:568:GLY:C	2.45	0.53
1:D:604:ALA:HA	1:D:613:HIS:NE2	2.20	0.53
1:D:618:HIS:HA	1:D:762:VAL:HG22	1.91	0.53
1:D:620:TRP:CZ2	1:D:751:LYS:HD3	2.44	0.53
2:E:106:LEU:C	2:E:109:ASN:OD1	2.47	0.53

Continued on next page...

Continued from previous page...

Atom-1	Atom-2	Interatomic distance (Å)	Clash overlap (Å)
2:E:247:THR:HB	2:E:251:TRP:CD1	2.42	0.53
2:E:91:LEU:C	2:E:93:SER:H	2.12	0.53
2:F:243:THR:CG2	2:F:247:THR:OG1	2.57	0.53
2:F:456:ARG:NE	2:F:456:ARG:N	2.56	0.53
1:A:107:LEU:O	1:A:111:GLY:N	2.41	0.53
1:A:1131:ILE:HG12	1:A:1132:SER:N	2.24	0.53
1:A:887:VAL:HA	1:A:1146:ARG:HH12	1.74	0.53
1:A:1164:PHE:HB3	1:A:1168:LEU:HD12	1.91	0.53
1:A:1183:VAL:C	1:A:1217:ALA:HB1	2.29	0.53
1:A:129:PRO:O	1:A:130:LEU:HD12	2.09	0.53
1:A:213:VAL:C	1:A:401:TRP:CZ2	2.74	0.53
1:A:235:TRP:CD1	1:A:236:THR:OG1	2.62	0.53
1:A:354:ASN:O	1:A:355:SER:HB2	2.08	0.53
1:A:389:PHE:O	1:A:390:GLN:C	2.47	0.53
1:A:815:TRP:HE3	1:A:838:GLY:N	2.07	0.53
1:A:821:LEU:HD13	1:A:825:VAL:CG1	2.39	0.53
1:A:949:PHE:O	1:A:953:ARG:N	2.42	0.53
1:A:992:LEU:CD1	1:A:993:ARG:N	2.66	0.53
2:B:105:GLU:HB3	2:B:380:PRO:CB	2.33	0.53
2:B:69:LEU:HA	2:B:72:ILE:CD1	2.39	0.53
2:B:72:ILE:HD12	2:B:372:LEU:HD21	1.90	0.53
2:C:273:PHE:CE1	2:C:291:TYR:CD1	2.92	0.53
2:C:359:ASN:O	2:C:360:SER:HB2	2.07	0.53
1:A:545:ALA:HB1	2:C:400:GLN:OE1	2.09	0.53
1:D:1138:ARG:HH22	1:D:1191:LYS:HE3	1.73	0.53
1:D:172:ALA:O	1:D:173:GLU:HB2	2.09	0.53
1:D:243:ASP:O	1:D:246:PRO:HD2	2.08	0.53
1:D:271:VAL:N	1:D:274:ASP:OD2	2.42	0.53
1:D:349:ASP:O	1:D:350:ILE:C	2.47	0.53
1:D:491:ASP:OD2	1:D:578:PRO:CB	2.56	0.53
1:D:608:ASP:N	1:D:620:TRP:CZ3	2.77	0.53
1:D:649:TYR:C	1:D:652:ILE:HB	2.28	0.53
1:D:711:ALA:C	1:D:713:PRO:CD	2.77	0.53
1:D:827:ARG:HD3	1:D:828:HIS:CA	2.38	0.53
1:D:890:ASP:C	1:D:891:VAL:HG12	2.23	0.53
1:D:920:THR:HG21	1:D:922:GLN:OE1	2.10	0.53
2:E:389:ARG:CA	2:E:395:LEU:HG	2.39	0.53
2:F:127:PRO:CD	2:F:209:ALA:C	2.71	0.53
2:F:207:GLY:HA2	2:F:240:VAL:O	2.08	0.53
2:F:360:SER:HA	2:F:363:ARG:HG3	1.91	0.53
1:D:472:GLN:HB3	2:F:461:THR:HG23	1.90	0.53

Continued on next page...

Continued from previous page...

Atom-1	Atom-2	Interatomic distance (Å)	Clash overlap (Å)
2:F:88:ARG:NH1	2:F:88:ARG:CB	2.72	0.53
1:A:1026:ARG:O	1:A:1030:ARG:CA	2.57	0.52
1:A:1133:ILE:O	1:A:1136:GLU:N	2.37	0.52
1:A:1157:ASN:HA	1:A:1160:THR:OG1	2.08	0.52
1:A:1206:MET:O	1:A:1207:GLU:HB2	2.09	0.52
1:A:1206:MET:H	1:A:1209:ARG:HB2	1.72	0.52
1:A:175:TRP:HB3	1:A:184:ALA:HA	1.90	0.52
1:A:308:GLN:HB3	1:A:1090:GLU:CG	2.38	0.52
1:A:353:VAL:HG22	1:A:354:ASN:N	2.23	0.52
1:A:424:LEU:H	1:A:424:LEU:HD23	1.69	0.52
1:A:515:ILE:CG2	1:A:516:GLU:H	2.08	0.52
1:A:633:LYS:O	1:A:634:LEU:HD13	2.10	0.52
1:A:645:VAL:HG12	1:A:646:VAL:N	2.22	0.52
1:A:659:HIS:CE1	1:A:716:PRO:C	2.82	0.52
1:A:657:ARG:C	1:A:660:CYS:HB3	2.27	0.52
1:A:662:GLU:O	1:A:666:GLN:HB2	2.08	0.52
1:A:770:PHE:O	1:A:773:LYS:HB2	2.09	0.52
1:A:80:SER:OG	1:A:125:LEU:CD1	2.56	0.52
1:A:829:PRO:O	1:A:830:ASP:CB	2.56	0.52
1:A:938:THR:C	1:A:939:VAL:HG23	2.28	0.52
2:B:123:GLU:OE2	2:B:126:PHE:CE2	2.62	0.52
2:C:415:PRO:CB	2:C:417:TYR:CE2	2.90	0.52
1:D:944:GLU:CG	1:D:1071:ARG:NH1	2.71	0.52
1:D:224:CYS:SG	1:D:228:LEU:HD22	2.48	0.52
1:D:275:ARG:HH11	1:D:843:GLN:HE21	1.48	0.52
1:D:279:ARG:NH2	1:D:433:SER:HB3	2.25	0.52
1:D:404:HIS:O	1:D:408:GLN:HB2	2.09	0.52
1:D:795:ASN:HA	1:D:798:ILE:HG12	1.91	0.52
1:D:836:LEU:O	1:D:837:TYR:HD2	1.93	0.52
2:E:115:TRP:CH2	2:E:127:PRO:HB3	2.44	0.52
2:E:123:GLU:C	2:E:125:VAL:H	2.11	0.52
2:E:431:LYS:CG	2:E:432:TYR:N	2.72	0.52
2:E:445:GLU:CD	2:E:446:THR:N	2.62	0.52
2:F:127:PRO:O	2:F:192:HIS:CD2	2.62	0.52
2:F:196:CYS:HB3	2:F:206:TYR:OH	2.09	0.52
2:F:454:HIS:CD2	2:F:468:ILE:CA	2.83	0.52
1:A:1072:THR:N	1:A:1073:PRO:CD	2.72	0.52
1:A:1109:LEU:HD11	1:A:1137:VAL:HG21	1.91	0.52
1:A:1193:VAL:CG2	1:A:1194:THR:H	2.21	0.52
1:A:308:GLN:HB3	1:A:1090:GLU:CA	2.37	0.52
1:A:203:LEU:HD12	1:A:380:GLY:CA	2.39	0.52

Continued on next page...

Continued from previous page...

Atom-1	Atom-2	Interatomic distance (Å)	Clash overlap (Å)
1:A:813:VAL:HG11	1:A:815:TRP:CH2	2.44	0.52
1:A:893:SER:OG	1:A:896:LEU:HB2	2.09	0.52
2:B:180:LYS:HG3	2:B:181:LEU:H	1.73	0.52
2:B:288:LYS:C	2:B:289:LEU:HD22	2.29	0.52
2:B:379:ALA:O	2:B:380:PRO:C	2.46	0.52
2:C:190:LEU:O	2:C:193:TYR:CB	2.51	0.52
1:D:100:VAL:O	1:D:103:SER:OG	2.23	0.52
1:D:206:GLY:CA	1:D:245:ILE:CG2	2.84	0.52
1:D:598:VAL:O	1:D:601:LYS:HD3	2.09	0.52
1:D:601:LYS:NZ	1:D:616:GLU:OE2	2.39	0.52
1:D:630:ASN:C	1:D:630:ASN:HD22	2.13	0.52
1:D:632:ALA:CB	1:D:657:ARG:CD	2.87	0.52
1:D:732:TYR:CE1	1:D:755:LYS:HG3	2.44	0.52
1:D:823:ARG:O	1:D:827:ARG:HB3	2.10	0.52
1:D:851:THR:HG21	1:D:853:ARG:HD3	1.89	0.52
2:E:78:PHE:CE1	2:E:350:LEU:HD12	2.44	0.52
2:E:94:GLY:O	2:E:96:HIS:NE2	2.41	0.52
2:F:129:ASP:OD1	2:F:131:LEU:CD1	2.57	0.52
2:F:196:CYS:CB	2:F:206:TYR:OH	2.56	0.52
2:F:336:LEU:HD23	2:F:337:SER:CA	2.38	0.52
2:F:352:ASP:OD1	2:F:352:ASP:C	2.48	0.52
2:F:372:LEU:HD12	2:F:373:LYS:N	2.25	0.52
2:F:81:GLY:O	2:F:86:LEU:HD21	2.09	0.52
1:A:1004:LEU:O	1:A:1008:LEU:HB3	2.09	0.52
1:A:1037:GLN:O	1:A:1039:LYS:N	2.42	0.52
1:A:133:ASP:O	1:A:137:GLN:HB3	2.10	0.52
1:A:179:GLY:C	1:A:181:GLU:N	2.60	0.52
1:A:192:GLU:HB2	1:A:217:PRO:HD2	1.91	0.52
1:A:202:CYS:C	1:A:204:ALA:H	2.09	0.52
1:A:463:LEU:O	1:A:464:MET:C	2.47	0.52
1:A:652:ILE:HA	1:A:655:LEU:HG	1.88	0.52
1:A:787:SER:O	1:A:790:ARG:HB2	2.09	0.52
1:A:850:ILE:HG12	1:A:1099:TRP:HE1	1.72	0.52
2:B:303:LEU:HA	2:B:337:SER:O	2.10	0.52
2:C:258:HIS:CA	2:C:261:GLN:OE1	2.56	0.52
2:C:82:SER:O	2:C:83:LYS:CG	2.57	0.52
1:D:1014:ARG:HG2	1:D:1026:ARG:CG	2.39	0.52
1:D:1135:ASP:O	1:D:1136:GLU:CD	2.48	0.52
1:D:1133:ILE:CB	1:D:1136:GLU:HB2	2.12	0.52
1:D:128:PRO:HA	1:D:130:LEU:CG	2.37	0.52
1:D:134:ASN:O	1:D:137:GLN:N	2.42	0.52

Continued on next page...

Continued from previous page...

Atom-1	Atom-2	Interatomic distance (Å)	Clash overlap (Å)
1:D:195:LEU:H	1:D:265:LEU:CD1	2.22	0.52
1:D:271:VAL:HG22	1:D:295:MET:HG3	1.92	0.52
1:D:312:TRP:CB	1:D:316:LYS:HD3	2.40	0.52
1:D:370:GLU:HB2	1:D:399:ASP:OD2	2.09	0.52
1:D:735:GLY:HA3	1:D:749:PHE:CG	2.44	0.52
1:D:757:GLY:O	1:D:758:ASN:CB	2.57	0.52
1:D:801:TRP:CE3	1:D:870:VAL:HG12	2.42	0.52
1:D:247:LEU:HA	1:D:815:TRP:HD1	1.71	0.52
1:D:79:LEU:HB3	1:D:83:LEU:CD1	2.40	0.52
2:E:104:VAL:HG21	2:F:128:VAL:O	2.09	0.52
2:E:188:GLY:O	2:E:191:GLU:CG	2.54	0.52
2:E:248:SER:O	2:E:251:TRP:N	2.42	0.52
2:E:331:VAL:HG22	2:E:333:PRO:CD	2.28	0.52
2:E:373:LYS:HG2	2:E:374:LEU:N	2.24	0.52
2:E:349:TYR:O	2:E:374:LEU:HD21	2.09	0.52
2:F:114:TRP:HB2	2:F:262:TRP:CH2	2.43	0.52
2:F:433:ASP:C	2:F:435:MET:N	2.61	0.52
2:F:442:LEU:O	2:F:455:LEU:HD11	2.10	0.52
2:F:80:SER:H	2:F:99:PHE:CA	2.22	0.52
1:A:1200:PRO:CB	1:A:1203:PRO:HD2	2.40	0.52
1:A:302:SER:O	1:A:351:SER:HB2	2.09	0.52
1:A:440:ASN:O	1:A:441:TRP:C	2.47	0.52
1:A:455:LEU:HD12	1:A:798:ILE:CG2	2.39	0.52
1:A:491:ASP:OD1	1:A:491:ASP:N	2.41	0.52
1:A:624:VAL:O	1:A:624:VAL:HG23	2.09	0.52
1:A:616:GLU:CG	1:A:724:GLY:HA3	2.39	0.52
1:A:767:ALA:C	1:A:768:LYS:O	2.43	0.52
1:A:949:PHE:HD2	1:A:949:PHE:N	2.07	0.52
2:C:199:LEU:HD12	2:C:200:VAL:H	1.75	0.52
2:C:304:TRP:CD1	2:C:304:TRP:N	2.77	0.52
2:C:342:LEU:C	2:C:342:LEU:CD2	2.78	0.52
1:A:553:LYS:CD	2:C:468:ILE:CG2	2.87	0.52
2:C:80:SER:H	2:C:99:PHE:CA	2.23	0.52
2:C:88:ARG:HB2	2:C:88:ARG:HH11	1.74	0.52
1:D:1014:ARG:HG2	1:D:1026:ARG:HG2	1.90	0.52
1:D:897:TRP:HH2	1:D:1173:LEU:HB3	1.74	0.52
1:D:1221:TYR:O	1:D:1225:GLU:N	2.34	0.52
1:D:192:GLU:HA	1:D:195:LEU:HD11	1.92	0.52
1:D:239:LEU:CA	1:D:242:ALA:HB3	2.39	0.52
1:D:424:LEU:HA	1:D:427:MET:SD	2.49	0.52
1:D:457:ARG:O	1:D:461:LYS:CD	2.57	0.52

Continued on next page...

Continued from previous page...

Atom-1	Atom-2	Interatomic distance (Å)	Clash overlap (Å)
1:D:605:LEU:C	1:D:781:ALA:HA	2.28	0.52
1:D:794:ILE:HA	1:D:797:MET:SD	2.49	0.52
1:D:933:SER:C	1:D:935:THR:N	2.62	0.52
1:D:959:GLN:NE2	1:D:983:GLN:HE22	2.08	0.52
1:D:996:ARG:O	1:D:996:ARG:NE	2.34	0.52
2:E:109:ASN:HB2	2:E:378:LEU:HB3	1.91	0.52
2:E:119:VAL:HG23	2:E:120:VAL:N	2.24	0.52
2:E:254:PHE:CA	2:E:257:ARG:HB3	2.24	0.52
2:E:420:THR:HG23	2:E:421:MET:N	2.17	0.52
2:E:90:SER:O	2:E:94:GLY:N	2.42	0.52
1:A:1131:ILE:CG2	1:A:1138:ARG:H	2.20	0.52
1:A:1164:PHE:CD2	1:A:1168:LEU:HD11	2.43	0.52
1:A:86:GLN:C	1:A:87:ILE:HG13	2.30	0.52
2:B:217:PRO:HB2	2:B:231:ILE:CB	2.39	0.52
2:B:312:LEU:O	2:B:315:TYR:C	2.48	0.52
2:B:104:VAL:CG2	2:C:128:VAL:HG22	2.39	0.52
1:D:116:PRO:HA	1:D:921:LEU:CD1	2.35	0.52
1:D:1174:PRO:HB2	1:D:1177:VAL:HG21	1.91	0.52
1:D:1206:MET:CE	2:F:257:ARG:NH1	2.73	0.52
1:D:120:LEU:H	1:D:120:LEU:CD2	2.21	0.52
1:D:151:LEU:O	1:D:154:ALA:N	2.41	0.52
1:D:217:PRO:O	1:D:218:SER:CB	2.57	0.52
1:D:223:TRP:HZ3	1:D:250:PRO:HB3	1.74	0.52
1:D:248:GLU:HB3	1:D:249:VAL:CB	2.38	0.52
1:D:490:TRP:CZ2	1:D:598:VAL:CB	2.84	0.52
1:D:614:TYR:CE2	1:D:751:LYS:NZ	2.70	0.52
1:D:630:ASN:HD22	1:D:631:LEU:N	2.08	0.52
1:D:638:THR:HG23	1:D:641:GLU:OE1	2.09	0.52
1:D:664:GLY:O	1:D:667:GLN:HG3	2.10	0.52
1:D:808:ILE:HG21	1:D:874:LEU:CD2	2.40	0.52
1:D:427:MET:HB2	1:D:846:THR:HG21	1.91	0.52
2:E:201:ASN:OD1	2:F:422:GLN:OE1	2.26	0.52
2:E:290:TYR:HA	2:E:298:GLU:O	2.10	0.52
2:E:371:VAL:HG13	2:E:372:LEU:H	1.74	0.52
2:F:266:PHE:HD1	2:F:378:LEU:CD1	2.22	0.52
1:A:1225:GLU:O	1:A:1228:LYS:HG2	2.10	0.52
1:A:80:SER:OG	1:A:125:LEU:CD2	2.57	0.52
1:A:214:ALA:HB2	1:A:219:ALA:HB3	1.90	0.52
1:A:276:ALA:C	1:A:279:ARG:N	2.62	0.52
1:A:392:LEU:HG	1:A:395:TYR:HB2	1.90	0.52
1:A:414:PHE:O	1:A:417:ARG:HB3	2.09	0.52

Continued on next page...

Continued from previous page...

Atom-1	Atom-2	Interatomic distance (Å)	Clash overlap (Å)
1:A:783:PRO:HG2	2:C:363:ARG:NE	2.25	0.52
1:A:437:VAL:N	1:A:878:VAL:O	2.42	0.52
1:A:83:LEU:HD13	1:A:89:GLY:HA3	1.92	0.52
1:A:995:TYR:O	1:A:996:ARG:HG3	2.10	0.52
2:B:114:TRP:N	2:B:262:TRP:CZ2	2.77	0.52
2:B:311:LEU:HB2	2:B:315:TYR:HD2	1.75	0.52
2:B:342:LEU:O	2:B:344:ARG:N	2.43	0.52
2:B:76:ARG:NH2	2:B:431:LYS:HB2	2.24	0.52
2:C:125:VAL:HG13	2:C:206:TYR:HD1	1.74	0.52
2:C:193:TYR:CD1	2:C:242:PHE:CD2	2.97	0.52
2:C:307:GLY:N	2:C:335:VAL:CG1	2.73	0.52
2:C:398:VAL:O	2:C:402:LEU:N	2.42	0.52
1:D:87:ILE:HD11	1:D:135:LEU:HD13	1.91	0.52
1:D:462:SER:O	1:D:466:LEU:CD2	2.56	0.52
1:D:584:ALA:O	1:D:585:TRP:HE3	1.92	0.52
1:D:597:ARG:CG	1:D:617:ARG:HD2	2.40	0.52
1:D:655:LEU:O	1:D:656:TYR:C	2.48	0.52
1:D:722:ARG:CG	1:D:722:ARG:HH11	2.23	0.52
1:D:618:HIS:CB	1:D:725:PRO:HB2	2.39	0.52
1:D:452:TYR:CD2	1:D:801:TRP:NE1	2.76	0.52
1:D:823:ARG:CZ	1:D:824:ALA:CB	2.88	0.52
1:D:840:ILE:O	1:D:841:LEU:HD23	2.09	0.52
1:D:851:THR:O	1:D:851:THR:CG2	2.57	0.52
1:D:988:ALA:O	1:D:998:SER:OG	2.21	0.52
2:E:120:VAL:HG22	2:F:407:LEU:HG	1.91	0.52
2:F:376:PRO:CG	2:F:482:ALA:HB1	2.39	0.52
2:F:484:ASN:C	2:F:485:VAL:HG13	2.30	0.52
1:A:1131:ILE:CG1	1:A:1137:VAL:HA	2.40	0.52
1:A:188:ALA:O	1:A:189:ILE:CB	2.56	0.52
1:A:157:LEU:HD21	1:A:216:SER:CB	2.40	0.52
1:A:404:HIS:O	1:A:408:GLN:HB2	2.10	0.52
1:A:437:VAL:CG1	1:A:438:ASN:N	2.72	0.52
1:A:749:PHE:N	1:A:749:PHE:CD1	2.77	0.52
1:A:734:HIS:HA	1:A:752:LEU:CD1	2.39	0.52
1:A:77:GLN:OE1	1:A:1174:PRO:HB2	2.10	0.52
1:A:795:ASN:C	1:A:795:ASN:HD22	2.13	0.52
2:B:436:SER:OG	2:B:458:ARG:NH1	2.43	0.52
2:C:107:ARG:HH11	2:C:107:ARG:HG2	1.75	0.52
2:C:246:ARG:HD3	2:C:246:ARG:N	2.24	0.52
2:C:351:TYR:CD1	2:C:355:GLN:HA	2.43	0.52
2:C:294:PRO:HG3	2:C:355:GLN:HE21	1.74	0.52

Continued on next page...

Continued from previous page...

Atom-1	Atom-2	Interatomic distance (Å)	Clash overlap (Å)
2:C:425:LEU:HD11	2:C:429:TYR:CZ	2.45	0.52
1:D:1171:ASN:OD1	1:D:1171:ASN:N	2.41	0.52
1:D:1207:GLU:CA	1:D:1210:TYR:HB3	2.23	0.52
1:D:194:ALA:HA	1:D:265:LEU:HB3	1.90	0.52
1:D:279:ARG:HH11	1:D:841:LEU:HB3	1.75	0.52
1:D:281:GLN:HE21	1:D:287:SER:HB2	1.75	0.52
1:D:598:VAL:HG12	1:D:602:LEU:CD1	2.40	0.52
1:D:605:LEU:O	1:D:781:ALA:CA	2.50	0.52
1:D:633:LYS:HB3	1:D:638:THR:CG2	2.40	0.52
1:D:601:LYS:HG2	1:D:721:ALA:CA	2.40	0.52
1:D:775:GLU:CG	1:D:780:GLN:CG	2.86	0.52
1:D:85:GLU:OE2	1:D:130:LEU:HD22	2.08	0.52
2:E:354:PHE:CG	2:E:355:GLN:N	2.78	0.52
2:E:425:LEU:CA	2:E:428:LEU:HD11	2.39	0.52
2:E:456:ARG:CG	2:E:457:SER:H	2.23	0.52
2:F:256:LEU:O	2:F:257:ARG:O	2.27	0.52
1:D:1208:ARG:NH1	2:F:285:LYS:HE2	2.24	0.52
2:F:369:ARG:HD2	2:F:369:ARG:H	1.75	0.52
2:F:418:LEU:HD11	2:F:421:MET:SD	2.49	0.52
2:F:446:THR:HA	2:F:450:ASN:H	1.73	0.52
1:A:1020:ILE:O	1:A:1021:SER:HB2	2.08	0.52
1:A:1066:THR:CB	1:A:1071:ARG:HA	2.40	0.52
1:A:308:GLN:CB	1:A:1090:GLU:HG3	2.39	0.52
1:A:253:ALA:O	1:A:256:PRO:O	2.27	0.52
1:A:732:TYR:CE1	1:A:755:LYS:CB	2.87	0.52
1:A:784:GLY:HA3	2:C:362:THR:O	2.10	0.52
1:A:973:LEU:N	1:A:973:LEU:HD23	2.25	0.52
2:B:196:CYS:O	2:B:199:LEU:CB	2.57	0.52
2:B:261:GLN:HA	2:B:264:ARG:HG3	1.90	0.52
2:B:311:LEU:HG	2:B:312:LEU:HD13	1.91	0.52
2:B:313:HIS:C	2:B:313:HIS:CD2	2.82	0.52
2:B:318:ASN:O	2:B:321:LYS:HG2	2.10	0.52
2:B:383:VAL:O	2:B:413:VAL:HA	2.10	0.52
2:C:130:ALA:CB	2:C:182:ARG:HH12	2.21	0.52
2:C:196:CYS:HB2	2:C:206:TYR:OH	2.09	0.52
2:C:252:LEU:HD23	2:C:252:LEU:C	2.30	0.52
2:C:466:MET:SD	2:C:471:LEU:CD2	2.89	0.52
2:C:82:SER:O	2:C:83:LYS:HB2	2.10	0.52
1:D:1163:MET:HE3	1:D:1167:LYS:HG2	1.92	0.52
1:D:1206:MET:HE3	1:D:1210:TYR:HA	1.89	0.52
1:D:286:GLY:O	1:D:287:SER:OG	2.27	0.52

Continued on next page...

Continued from previous page...

Atom-1	Atom-2	Interatomic distance (Å)	Clash overlap (Å)
1:D:299:MET:O	1:D:303:GLY:N	2.36	0.52
1:D:454:GLU:O	1:D:458:GLU:HG3	2.09	0.52
1:D:491:ASP:N	1:D:491:ASP:OD1	2.43	0.52
1:D:502:LYS:HD2	1:D:506:GLU:CB	2.39	0.52
1:D:597:ARG:CB	1:D:616:GLU:OE1	2.57	0.52
1:D:275:ARG:CG	1:D:843:GLN:H	2.23	0.52
2:F:416:GLY:C	2:F:419:GLU:HB3	2.29	0.52
1:A:1005:VAL:C	1:A:1006:ARG:HH11	2.13	0.52
1:A:1095:SER:HA	1:A:1099:TRP:CZ3	2.45	0.52
1:A:293:ASP:HB2	1:A:296:SER:CB	2.40	0.52
1:A:365:TYR:C	1:A:367:GLY:H	2.13	0.52
1:A:509:THR:HG21	1:A:513:LEU:CD2	2.39	0.52
1:A:80:SER:HG	1:A:81:ARG:H	1.57	0.52
2:B:125:VAL:HG13	2:B:207:GLY:O	2.09	0.52
2:B:249:ASN:O	2:B:252:LEU:CB	2.58	0.52
2:C:146:ARG:HB2	2:C:228:VAL:HG11	1.91	0.52
2:C:322:LEU:HD22	2:C:323:HIS:C	2.30	0.52
2:C:327:GLY:O	2:C:328:ARG:CB	2.58	0.52
2:C:323:HIS:C	2:C:331:VAL:O	2.48	0.52
2:C:395:LEU:O	2:C:397:GLN:O	2.27	0.52
1:A:553:LYS:CD	2:C:468:ILE:HG21	2.39	0.52
1:D:1054:GLU:O	1:D:1058:PHE:N	2.42	0.52
1:D:1207:GLU:C	1:D:1210:TYR:HD2	2.13	0.52
1:D:220:TRP:NE1	1:D:221:TYR:CD2	2.78	0.52
1:D:312:TRP:HB3	1:D:316:LYS:HD3	1.92	0.52
1:D:374:ARG:O	1:D:378:VAL:N	2.43	0.52
1:D:500:ALA:CB	1:D:521:PRO:HD3	2.39	0.52
1:D:656:TYR:HA	1:D:659:HIS:CE1	2.44	0.52
1:D:939:VAL:O	1:D:940:GLY:C	2.47	0.52
2:E:263:TRP:C	2:E:265:LYS:H	2.13	0.52
2:E:328:ARG:H	2:E:328:ARG:HD2	1.70	0.52
2:E:372:LEU:CG	2:E:373:LYS:N	2.52	0.52
2:E:393:LEU:HA	2:E:396:ARG:CG	2.40	0.52
2:E:450:ASN:HB3	2:E:452:LEU:HD21	1.90	0.52
2:E:465:MET:SD	2:E:465:MET:N	2.83	0.52
2:F:118:VAL:HG12	2:F:119:VAL:N	2.25	0.52
2:F:201:ASN:C	2:F:203:ARG:N	2.58	0.52
2:F:342:LEU:HB2	2:F:344:ARG:HG3	1.87	0.52
2:F:404:ASN:O	2:F:405:GLU:C	2.49	0.52
2:F:406:LEU:HA	2:F:409:ASN:HD22	1.68	0.52
1:D:546:ARG:CZ	2:F:408:GLU:OE1	2.58	0.52

Continued on next page...

Continued from previous page...

Atom-1	Atom-2	Interatomic distance (Å)	Clash overlap (Å)
2:F:414:TRP:O	2:F:414:TRP:CD1	2.63	0.52
1:A:1175:GLN:CG	1:A:1176:SER:N	2.71	0.52
1:A:192:GLU:HA	1:A:217:PRO:HG2	1.92	0.52
1:A:213:VAL:HG11	1:A:397:ALA:CB	2.40	0.52
1:A:545:ALA:O	1:A:548:CYS:SG	2.65	0.52
1:A:576:LEU:HD12	1:A:577:CYS:CB	2.37	0.52
1:A:670:PRO:HA	1:A:673:ALA:HB3	1.91	0.52
1:A:618:HIS:CD2	1:A:726:LYS:O	2.63	0.52
1:A:727:ASP:O	1:A:728:THR:CB	2.56	0.52
1:A:964:ARG:O	1:A:968:GLN:HG2	2.10	0.52
2:B:257:ARG:O	2:B:258:HIS:C	2.48	0.52
2:C:129:ASP:O	2:C:130:ALA:CB	2.58	0.52
2:C:217:PRO:CB	2:C:219:PHE:CE1	2.90	0.52
2:C:455:LEU:CB	2:C:456:ARG:NE	2.72	0.52
1:D:1138:ARG:NH2	1:D:1191:LYS:HE2	2.20	0.52
1:D:1129:PHE:CD2	1:D:1139:TYR:CD2	2.98	0.52
1:D:157:LEU:HG	1:D:194:ALA:CB	2.40	0.52
1:D:655:LEU:O	1:D:659:HIS:NE2	2.44	0.52
1:D:83:LEU:O	1:D:87:ILE:N	2.34	0.52
1:D:854:ALA:CB	1:D:860:LEU:HD13	2.36	0.52
1:D:874:LEU:O	1:D:875:LYS:C	2.46	0.52
2:E:280:ASP:N	2:E:280:ASP:OD1	2.42	0.52
2:F:342:LEU:O	2:F:342:LEU:HD23	2.09	0.52
2:F:294:PRO:HG3	2:F:355:GLN:HE21	1.74	0.52
2:F:454:HIS:CD2	2:F:468:ILE:HD12	2.45	0.52
1:A:1068:ASP:N	1:A:1071:ARG:CD	2.73	0.51
1:A:192:GLU:C	1:A:193:ARG:HG2	2.30	0.51
1:A:292:LEU:HD11	1:A:428:LEU:HG	1.92	0.51
1:A:448:ALA:C	1:A:870:VAL:HG11	2.31	0.51
1:A:490:TRP:CZ2	1:A:596:MET:CB	2.91	0.51
1:A:726:LYS:O	1:A:727:ASP:O	2.27	0.51
2:B:114:TRP:N	2:B:262:TRP:CH2	2.78	0.51
2:B:309:HIS:HB2	2:B:312:LEU:HB2	1.93	0.51
2:B:373:LYS:HE2	2:B:459:ASP:CA	2.37	0.51
2:B:392:THR:HG22	2:B:393:LEU:HG	1.91	0.51
1:D:866:ARG:CG	1:D:1069:ILE:CG2	2.78	0.51
1:D:1092:PHE:O	1:D:1096:ARG:NH1	2.43	0.51
1:D:1138:ARG:CG	1:D:1138:ARG:NH1	2.63	0.51
1:D:865:ALA:HB2	1:D:1197:CYS:SG	2.50	0.51
1:D:130:LEU:HD23	1:D:130:LEU:H	1.75	0.51
1:D:280:GLU:O	1:D:284:ILE:HD11	2.10	0.51

Continued on next page...

Continued from previous page...

Atom-1	Atom-2	Interatomic distance (Å)	Clash overlap (Å)
1:D:410:GLN:C	1:D:412:PRO:HD2	2.30	0.51
1:D:414:PHE:O	1:D:417:ARG:CB	2.56	0.51
1:D:601:LYS:HZ2	1:D:721:ALA:CA	2.24	0.51
1:D:787:SER:O	1:D:789:PRO:HD2	2.09	0.51
1:D:867:PRO:O	1:D:868:ASP:CG	2.49	0.51
1:D:994:TRP:O	1:D:994:TRP:HE3	1.93	0.51
2:E:118:VAL:HG13	2:E:119:VAL:N	2.25	0.51
2:E:205:PRO:HB3	2:E:243:THR:CA	2.36	0.51
2:E:130:ALA:HB3	2:E:210:GLN:OE1	2.10	0.51
2:E:388:GLY:O	2:E:395:LEU:HD12	2.10	0.51
2:E:443:VAL:HA	2:E:453:ILE:CG2	2.40	0.51
2:F:200:VAL:HG13	2:F:204:LEU:HD22	1.92	0.51
2:F:306:LEU:H	2:F:335:VAL:HG21	1.75	0.51
2:F:310:GLU:OE1	2:F:310:GLU:N	2.43	0.51
2:F:243:THR:OG1	2:F:334:CYS:HB3	2.08	0.51
2:F:415:PRO:CA	2:F:417:TYR:HE2	2.23	0.51
2:F:67:GLU:O	2:F:71:GLU:CB	2.57	0.51
2:F:76:ARG:CG	2:F:76:ARG:HH11	2.23	0.51
1:A:1029:GLN:HA	1:A:1032:THR:HB	1.92	0.51
1:A:564:GLN:HA	1:A:564:GLN:HE21	1.73	0.51
1:A:601:LYS:HZ1	1:A:721:ALA:CB	2.22	0.51
1:A:610:PHE:CZ	1:A:972:ARG:NH2	2.78	0.51
1:A:640:LEU:H	1:A:640:LEU:CD2	1.92	0.51
1:A:786:ALA:CB	1:A:790:ARG:CZ	2.87	0.51
1:A:865:ALA:HB2	1:A:872:SER:O	2.10	0.51
2:B:235:THR:N	2:B:343:ASP:HB2	2.25	0.51
2:B:323:HIS:HB3	2:B:332:VAL:HB	1.92	0.51
2:C:344:ARG:HA	2:C:347:LEU:CD1	2.40	0.51
2:C:389:ARG:CD	2:C:390:GLY:N	2.71	0.51
2:C:459:ASP:O	2:C:460:THR:HG23	2.11	0.51
2:C:454:HIS:HD2	2:C:468:ILE:HG13	1.73	0.51
2:C:472:LYS:O	2:C:475:LEU:HG	2.10	0.51
2:C:471:LEU:C	2:C:474:PHE:H	2.13	0.51
1:D:1029:GLN:HG3	1:D:1030:ARG:NE	2.14	0.51
1:D:214:ALA:O	1:D:401:TRP:CH2	2.63	0.51
1:D:229:VAL:HG23	1:D:230:GLU:N	2.25	0.51
1:D:246:PRO:O	1:D:247:LEU:HD12	2.10	0.51
1:D:251:THR:HG23	1:D:280:GLU:OE1	2.10	0.51
1:D:549:LEU:CD2	1:D:552:LEU:HD12	2.40	0.51
1:D:612:LEU:HD11	1:D:622:TYR:CG	2.45	0.51
2:E:270:PRO:O	2:E:273:PHE:CD2	2.60	0.51

Continued on next page...

Continued from previous page...

Atom-1	Atom-2	Interatomic distance (Å)	Clash overlap (Å)
2:E:282:GLU:HB3	2:E:309:HIS:ND1	2.25	0.51
2:E:419:GLU:OE2	2:F:201:ASN:ND2	2.43	0.51
1:A:887:VAL:CA	1:A:1146:ARG:NH1	2.74	0.51
1:A:1175:GLN:CG	1:A:1176:SER:H	2.21	0.51
1:A:244:LEU:O	1:A:247:LEU:HD23	2.10	0.51
1:A:606:THR:CG2	1:A:614:TYR:N	2.66	0.51
1:A:870:VAL:C	1:A:872:SER:N	2.62	0.51
1:A:896:LEU:HD13	1:A:954:ILE:HD12	1.91	0.51
1:A:930:ASP:C	1:A:930:ASP:OD2	2.48	0.51
1:A:960:PRO:O	1:A:963:GLU:HG3	2.11	0.51
2:B:236:GLU:HG2	2:B:341:ASP:CB	2.37	0.51
2:B:259:ARG:CD	2:B:262:TRP:CG	2.93	0.51
2:C:266:PHE:HB2	2:C:349:TYR:OH	2.11	0.51
2:C:406:LEU:N	2:C:406:LEU:CD1	2.73	0.51
1:D:1020:ILE:C	1:D:1020:ILE:HD13	2.27	0.51
1:D:1193:VAL:HG21	1:D:1215:GLY:H	1.74	0.51
1:D:148:LEU:HB2	1:D:149:PRO:HD3	1.92	0.51
1:D:275:ARG:CB	1:D:843:GLN:OE1	2.59	0.51
1:D:279:ARG:N	1:D:279:ARG:HD3	2.25	0.51
1:D:576:LEU:CD1	1:D:577:CYS:N	2.69	0.51
1:D:868:ASP:O	1:D:869:ARG:CB	2.58	0.51
1:D:888:GLY:HA3	1:D:1138:ARG:CD	2.18	0.51
1:D:931:LEU:HA	1:D:934:LYS:HE3	1.92	0.51
1:D:992:LEU:HD13	1:D:993:ARG:H	1.74	0.51
2:E:116:THR:C	2:E:118:VAL:H	2.12	0.51
2:E:429:TYR:O	2:E:433:ASP:HB2	2.10	0.51
2:E:418:LEU:HD11	2:F:122:ARG:HG3	1.91	0.51
2:F:115:TRP:CZ3	2:F:210:GLN:HA	2.46	0.51
2:F:445:GLU:O	2:F:447:THR:N	2.43	0.51
1:A:1033:ALA:O	1:A:1034:ARG:CB	2.58	0.51
1:A:1041:TRP:NE1	1:A:1043:VAL:CB	2.68	0.51
1:A:1069:ILE:CG2	1:A:1070:PRO:CD	2.87	0.51
1:A:169:TRP:HD1	1:A:170:ALA:H	1.57	0.51
1:A:441:TRP:CE3	1:A:445:LEU:HD12	2.44	0.51
1:A:503:VAL:CG2	1:A:504:LYS:N	2.72	0.51
1:A:73:PRO:O	1:A:74:LEU:HD22	2.10	0.51
1:A:868:ASP:OD2	1:A:1199:THR:OG1	2.26	0.51
2:B:249:ASN:O	2:B:252:LEU:HB2	2.09	0.51
2:B:270:PRO:C	2:B:272:ASN:H	2.10	0.51
2:C:300:ILE:CG2	2:C:301:GLU:H	2.15	0.51
2:C:383:VAL:CG2	2:C:384:ALA:N	2.74	0.51

Continued on next page...

Continued from previous page...

Atom-1	Atom-2	Interatomic distance (Å)	Clash overlap (Å)
2:C:471:LEU:O	2:C:474:PHE:N	2.34	0.51
1:D:1121:GLU:O	1:D:1123:PHE:N	2.40	0.51
1:D:1175:GLN:O	1:D:1177:VAL:HG23	2.10	0.51
1:D:163:PRO:O	1:D:165:LYS:HD2	2.11	0.51
1:D:179:GLY:O	1:D:181:GLU:N	2.44	0.51
1:D:175:TRP:HB2	1:D:185:VAL:CG2	2.40	0.51
1:D:542:ASP:OD2	2:F:404:ASN:ND2	2.44	0.51
1:D:666:GLN:HG2	1:D:669:MET:HE3	1.93	0.51
1:D:826:ILE:HB	1:D:831:TYR:CE2	2.42	0.51
1:D:937:THR:O	1:D:940:GLY:N	2.44	0.51
2:E:113:GLU:HG3	2:E:378:LEU:HD11	1.92	0.51
2:E:113:GLU:O	2:E:116:THR:OG1	2.28	0.51
2:E:407:LEU:O	2:E:409:ASN:N	2.43	0.51
2:E:72:ILE:HD12	2:E:72:ILE:N	2.25	0.51
2:F:115:TRP:O	2:F:119:VAL:HG23	2.10	0.51
2:F:180:LYS:CE	2:F:180:LYS:C	2.64	0.51
2:F:134:LYS:HB2	2:F:180:LYS:HE2	1.92	0.51
2:F:372:LEU:HD21	2:F:436:SER:HB2	1.92	0.51
2:F:381:ILE:O	2:F:437:ILE:HA	2.10	0.51
2:F:381:ILE:HB	2:F:437:ILE:HG22	1.93	0.51
1:A:1031:GLU:O	1:A:1032:THR:CB	2.56	0.51
1:A:1041:TRP:O	1:A:1042:GLU:CB	2.55	0.51
1:A:1113:LEU:N	1:A:1113:LEU:CD2	2.72	0.51
1:A:1207:GLU:HA	1:A:1210:TYR:CD1	2.39	0.51
1:A:1208:ARG:H	1:A:1210:TYR:H	1.58	0.51
1:A:305:SER:HB2	1:A:308:GLN:HG2	1.89	0.51
1:A:376:LEU:O	1:A:378:VAL:N	2.30	0.51
1:A:592:LEU:HA	1:A:595:GLN:CG	2.40	0.51
1:A:752:LEU:CB	1:A:753:PRO:HA	2.39	0.51
1:A:81:ARG:HG3	1:A:81:ARG:NH1	2.25	0.51
1:A:920:THR:HG23	1:A:922:GLN:HB3	1.93	0.51
1:A:938:THR:O	1:A:939:VAL:HB	2.10	0.51
1:A:93:GLU:O	1:A:95:PRO:HD3	2.11	0.51
2:B:105:GLU:O	2:B:109:ASN:HB3	2.10	0.51
2:B:123:GLU:HB2	2:C:403:PHE:CZ	2.40	0.51
2:B:125:VAL:HG12	2:B:126:PHE:H	1.75	0.51
2:B:114:TRP:HZ2	2:B:259:ARG:HH21	1.59	0.51
2:B:320:SER:HA	2:B:323:HIS:HD2	1.76	0.51
2:B:69:LEU:O	2:B:72:ILE:CG1	2.56	0.51
2:C:235:THR:C	2:C:341:ASP:CG	2.69	0.51
1:A:556:THR:HG21	2:C:452:LEU:HB2	1.93	0.51

Continued on next page...

Continued from previous page...

Atom-1	Atom-2	Interatomic distance (Å)	Clash overlap (Å)
1:D:1010:LEU:C	1:D:1012:VAL:H	2.10	0.51
1:D:1065:ALA:CA	1:D:1073:PRO:HG3	2.39	0.51
1:D:249:VAL:HG21	1:D:251:THR:HG22	1.91	0.51
1:D:275:ARG:HG3	1:D:843:GLN:N	2.26	0.51
1:D:275:ARG:NH1	1:D:843:GLN:HE21	2.06	0.51
1:D:316:LYS:HZ2	1:D:348:LEU:HD23	1.75	0.51
1:D:409:GLN:O	1:D:412:PRO:CD	2.59	0.51
1:D:80:SER:O	1:D:83:LEU:HD22	2.11	0.51
1:D:887:VAL:CG1	1:D:1183:VAL:CG1	2.89	0.51
1:D:888:GLY:CA	1:D:1138:ARG:HA	2.39	0.51
1:D:898:ILE:HG13	1:D:899:ALA:N	2.25	0.51
1:D:941:ILE:HG12	1:D:942:SER:H	1.75	0.51
2:E:185:LEU:CD1	2:E:237:ALA:O	2.58	0.51
2:E:373:LYS:HG2	2:E:374:LEU:H	1.75	0.51
2:E:86:LEU:CA	2:E:90:SER:HB3	2.36	0.51
2:F:301:GLU:HG2	2:F:339:ASN:CB	2.40	0.51
1:A:1068:ASP:C	1:A:1070:PRO:CD	2.78	0.51
1:A:1224:ILE:O	1:A:1224:ILE:CD1	2.53	0.51
1:A:374:ARG:NH1	1:A:374:ARG:CG	2.69	0.51
1:A:821:LEU:O	1:A:821:LEU:CG	2.58	0.51
1:A:275:ARG:NH2	1:A:844:VAL:O	2.36	0.51
2:B:255:TRP:O	2:B:256:LEU:C	2.49	0.51
2:B:263:TRP:O	2:B:264:ARG:C	2.46	0.51
2:B:410:GLY:C	2:B:411:ILE:HD12	2.31	0.51
2:B:456:ARG:NH2	2:B:457:SER:O	2.44	0.51
2:C:193:TYR:CD1	2:C:193:TYR:C	2.83	0.51
2:B:77:HIS:ND1	2:C:195:ASN:OD1	2.43	0.51
2:C:239:LEU:HD21	2:C:255:TRP:CZ2	2.45	0.51
2:C:241:TRP:H	2:C:336:LEU:CB	2.22	0.51
2:C:351:TYR:HD1	2:C:355:GLN:HG2	1.75	0.51
2:C:399:CYS:O	2:C:400:GLN:C	2.47	0.51
2:C:451:GLY:O	2:C:452:LEU:CB	2.58	0.51
2:C:82:SER:CA	2:C:86:LEU:CD2	2.77	0.51
1:D:1027:LYS:NZ	1:D:1091:GLU:CG	2.53	0.51
1:D:1112:MET:HB3	1:D:1113:LEU:HD23	1.91	0.51
1:D:235:TRP:CD1	1:D:235:TRP:C	2.84	0.51
1:D:242:ALA:HA	1:D:245:ILE:H	1.75	0.51
1:D:278:ILE:HG22	1:D:279:ARG:N	2.26	0.51
1:D:279:ARG:HG3	1:D:841:LEU:C	2.30	0.51
1:D:287:SER:O	1:D:288:ARG:NH2	2.43	0.51
1:D:423:THR:O	1:D:427:MET:HG2	2.11	0.51

Continued on next page...

Continued from previous page...

Atom-1	Atom-2	Interatomic distance (Å)	Clash overlap (Å)
1:D:656:TYR:HE1	1:D:743:ASP:CB	2.23	0.51
1:D:761:ASN:O	1:D:762:VAL:C	2.48	0.51
1:D:792:LEU:O	1:D:795:ASN:ND2	2.43	0.51
1:D:83:LEU:N	1:D:83:LEU:CD1	2.72	0.51
1:D:993:ARG:O	1:D:996:ARG:HD2	2.11	0.51
2:E:205:PRO:CB	2:E:242:PHE:O	2.59	0.51
2:E:270:PRO:CA	2:E:273:PHE:HD2	2.21	0.51
2:E:293:PHE:HD1	2:E:295:TRP:NE1	2.08	0.51
2:E:72:ILE:HD11	2:E:370:LYS:NZ	2.25	0.51
2:E:89:ASP:O	2:E:93:SER:N	2.43	0.51
2:F:201:ASN:O	2:F:202:LYS:HB3	2.11	0.51
2:F:364:LYS:HD3	2:F:364:LYS:H	1.76	0.51
1:A:389:PHE:HB2	1:A:393:MET:HG2	1.92	0.51
1:A:424:LEU:H	1:A:424:LEU:CD2	2.23	0.51
1:A:564:GLN:C	1:A:567:PRO:HD2	2.30	0.51
1:A:616:GLU:HG2	1:A:724:GLY:CA	2.39	0.51
1:A:829:PRO:HG3	1:A:883:GLY:HA2	1.92	0.51
1:A:878:VAL:O	1:A:879:GLN:NE2	2.43	0.51
1:A:973:LEU:O	1:A:977:GLU:HG3	2.11	0.51
2:B:126:PHE:HB3	2:B:127:PRO:HD2	1.92	0.51
2:B:324:GLY:H	2:B:333:PRO:HD3	1.76	0.51
2:B:86:LEU:HD23	2:B:97:PRO:HD2	1.92	0.51
2:C:118:VAL:CG1	2:C:119:VAL:N	2.74	0.51
2:C:180:LYS:C	2:C:180:LYS:CE	2.65	0.51
2:C:331:VAL:HG13	2:C:332:VAL:N	2.24	0.51
2:C:371:VAL:HG23	2:C:433:ASP:O	2.11	0.51
2:C:404:ASN:O	2:C:405:GLU:C	2.49	0.51
2:C:76:ARG:HH11	2:C:76:ARG:CG	2.24	0.51
1:D:1131:ILE:O	1:D:1136:GLU:O	2.29	0.51
1:D:886:LEU:CA	1:D:1146:ARG:HH12	2.23	0.51
1:D:1147:TYR:HB3	1:D:1227:THR:CG2	2.41	0.51
1:D:1162:CYS:O	1:D:1165:ALA:HB3	2.10	0.51
1:D:902:LEU:HD13	1:D:1168:LEU:HD13	1.93	0.51
1:D:735:GLY:HA3	1:D:749:PHE:CA	2.40	0.51
1:D:610:PHE:CD1	1:D:972:ARG:NH2	2.77	0.51
2:E:447:THR:HG23	2:E:452:LEU:C	2.31	0.51
2:F:193:TYR:CD1	2:F:242:PHE:CD2	2.98	0.51
2:F:290:TYR:HD1	2:F:299:LEU:HA	1.76	0.51
2:F:78:PHE:CE2	2:F:350:LEU:HD23	2.46	0.51
2:F:354:PHE:HE1	2:F:370:LYS:CB	2.23	0.51
2:F:464:GLU:OE2	2:F:466:MET:CG	2.58	0.51

Continued on next page...

Continued from previous page...

Atom-1	Atom-2	Interatomic distance (Å)	Clash overlap (Å)
1:A:1010:LEU:O	1:A:1096:ARG:CZ	2.58	0.51
1:A:1040:LYS:HG2	1:A:1044:VAL:HG11	1.92	0.51
1:A:1109:LEU:HD11	1:A:1137:VAL:CG2	2.40	0.51
1:A:868:ASP:OD1	1:A:1199:THR:HG21	2.11	0.51
1:A:1187:ARG:HB2	1:A:1212:ILE:CG1	2.40	0.51
1:A:259:ARG:HB3	1:A:261:TRP:HB2	1.93	0.51
1:A:283:LEU:HD13	1:A:283:LEU:O	2.10	0.51
1:A:386:ARG:CG	1:A:387:GLU:N	2.74	0.51
1:A:460:LYS:C	1:A:464:MET:HG3	2.31	0.51
1:A:472:GLN:HG3	2:C:460:THR:C	2.29	0.51
1:A:891:VAL:CA	1:A:1180:PHE:CE1	2.91	0.51
1:A:941:ILE:CG2	1:A:942:SER:N	2.74	0.51
2:B:132:HIS:ND1	2:B:182:ARG:NH2	2.59	0.51
2:B:283:GLY:O	2:B:284:ARG:HB2	2.08	0.51
2:C:443:VAL:HG13	2:C:447:THR:CG2	2.41	0.51
2:C:458:ARG:NH1	2:C:458:ARG:HG2	2.13	0.51
2:C:466:MET:CB	2:C:471:LEU:CD2	2.77	0.51
1:D:1008:LEU:HA	1:D:1011:PRO:CG	2.39	0.51
1:D:1020:ILE:HD13	1:D:1021:SER:H	1.61	0.51
1:D:1122:GLU:C	1:D:1123:PHE:CD1	2.84	0.51
1:D:1209:ARG:NH2	2:F:256:LEU:CD2	2.74	0.51
1:D:251:THR:O	1:D:254:SER:CA	2.58	0.51
1:D:374:ARG:HE	1:D:392:LEU:HG	1.76	0.51
1:D:392:LEU:O	1:D:395:TYR:CB	2.51	0.51
1:D:484:TRP:NE1	1:D:488:LEU:HG	2.26	0.51
1:D:546:ARG:HH21	2:F:404:ASN:HD22	1.58	0.51
1:D:715:GLN:HG2	1:D:717:LEU:CD1	2.40	0.51
1:D:620:TRP:C	1:D:748:TRP:HB2	2.29	0.51
1:D:775:GLU:O	1:D:776:ASP:CB	2.44	0.51
1:D:272:SER:HA	1:D:843:GLN:CG	2.41	0.51
1:D:875:LYS:HG3	1:D:876:ALA:N	2.25	0.51
1:D:916:PHE:CE1	1:D:920:THR:O	2.63	0.51
1:D:964:ARG:O	1:D:968:GLN:CG	2.59	0.51
1:D:990:LYS:O	1:D:996:ARG:NH2	2.43	0.51
2:E:121:PHE:HB2	2:E:122:ARG:HD2	1.93	0.51
2:E:128:VAL:HG22	2:E:129:ASP:N	2.24	0.51
2:E:218:VAL:H	2:E:231:ILE:CA	2.20	0.51
2:E:378:LEU:CD1	2:E:378:LEU:H	2.24	0.51
2:F:239:LEU:N	2:F:338:VAL:HG21	2.25	0.51
2:F:235:THR:O	2:F:341:ASP:OD1	2.28	0.51
2:F:372:LEU:HD21	2:F:436:SER:N	2.25	0.51

Continued on next page...

Continued from previous page...

Atom-1	Atom-2	Interatomic distance (Å)	Clash overlap (Å)
2:F:454:HIS:NE2	2:F:472:LYS:HE3	2.25	0.51
2:F:78:PHE:CD1	2:F:103:GLY:CA	2.91	0.51
1:A:1099:TRP:O	1:A:1103:SER:N	2.37	0.51
1:A:1111:LEU:CB	1:A:1160:THR:HG23	2.40	0.51
1:A:1111:LEU:HB2	1:A:1160:THR:HG23	1.93	0.51
1:A:157:LEU:HG	1:A:194:ALA:HB1	1.92	0.51
1:A:192:GLU:CD	1:A:193:ARG:H	2.13	0.51
1:A:313:ILE:O	1:A:316:LYS:HG2	2.11	0.51
1:A:505:LYS:O	1:A:506:GLU:HB2	2.11	0.51
2:B:132:HIS:HA	2:B:182:ARG:HE	1.75	0.51
2:B:259:ARG:C	2:B:262:TRP:H	2.14	0.51
2:B:84:GLN:NE2	2:B:84:GLN:O	2.44	0.51
2:C:112:ALA:O	2:C:116:THR:HG22	2.10	0.51
2:C:306:LEU:HD12	2:C:335:VAL:HB	1.92	0.51
2:C:450:ASN:O	2:C:451:GLY:C	2.48	0.51
2:C:456:ARG:HG2	2:C:457:SER:H	1.75	0.51
1:D:224:CYS:O	1:D:228:LEU:HD23	2.11	0.51
1:D:313:ILE:CG1	1:D:314:ALA:N	2.73	0.51
1:D:424:LEU:O	1:D:427:MET:HG2	2.11	0.51
1:D:432:VAL:O	1:D:433:SER:C	2.49	0.51
1:D:501:LYS:HG2	1:D:502:LYS:H	1.76	0.51
1:D:545:ALA:HA	1:D:548:CYS:SG	2.51	0.51
1:D:917:GLY:O	1:D:920:THR:HA	2.11	0.51
1:D:989:THR:HA	1:D:998:SER:HG	1.68	0.51
2:E:193:TYR:HA	2:E:206:TYR:OH	2.11	0.51
2:F:197:LEU:C	2:F:197:LEU:HD23	2.30	0.51
2:F:203:ARG:N	2:F:325:ARG:HD3	2.24	0.51
2:F:367:LEU:O	2:F:369:ARG:CD	2.59	0.51
2:F:454:HIS:CD2	2:F:468:ILE:O	2.64	0.51
2:F:439:PHE:CD1	2:F:458:ARG:CG	2.93	0.51
1:A:1160:THR:O	1:A:1164:PHE:CD1	2.54	0.51
1:A:205:GLU:OE1	1:A:205:GLU:CA	2.57	0.51
1:A:213:VAL:HG11	1:A:397:ALA:CA	2.40	0.51
1:A:439:GLN:HG2	1:A:835:GLY:HA2	1.83	0.51
1:A:605:LEU:HB2	1:A:614:TYR:HD1	1.74	0.51
1:A:607:TRP:CZ2	1:A:671:GLN:CA	2.93	0.51
1:A:612:LEU:HD23	1:A:614:TYR:CA	2.40	0.51
1:A:646:VAL:CG1	1:A:646:VAL:O	2.59	0.51
1:A:669:MET:O	1:A:673:ALA:N	2.44	0.51
1:A:788:GLY:O	1:A:791:ALA:N	2.44	0.51
2:B:205:PRO:HG2	2:B:241:TRP:HE1	1.76	0.51

Continued on next page...

Continued from previous page...

Atom-1	Atom-2	Interatomic distance (Å)	Clash overlap (Å)
2:B:86:LEU:HB3	2:B:91:LEU:HD21	1.92	0.51
2:C:415:PRO:CA	2:C:417:TYR:HE2	2.24	0.51
2:C:455:LEU:O	2:C:456:ARG:HD2	2.11	0.51
1:D:198:ASP:H	1:D:213:VAL:HG12	1.76	0.51
1:D:294:THR:HA	1:D:407:PHE:CZ	2.46	0.51
1:D:429:GLU:CA	1:D:429:GLU:OE1	2.59	0.51
1:D:500:ALA:CB	1:D:520:ALA:HB3	2.41	0.51
1:D:500:ALA:HB1	1:D:520:ALA:C	2.31	0.51
2:E:389:ARG:HE	2:E:389:ARG:C	2.10	0.51
2:F:255:TRP:HA	2:F:255:TRP:CE3	2.46	0.51
2:F:357:THR:C	2:F:359:ASN:H	2.13	0.51
2:F:84:GLN:C	2:F:86:LEU:H	2.15	0.51
1:A:1027:LYS:HG3	1:A:1028:VAL:N	2.26	0.50
1:A:891:VAL:HB	1:A:1180:PHE:CE1	2.46	0.50
1:A:890:ASP:CG	1:A:1191:LYS:HZ3	2.10	0.50
1:A:1193:VAL:O	1:A:1214:GLN:HB3	2.10	0.50
1:A:199:VAL:HG21	1:A:277:HIS:HB2	1.92	0.50
1:A:358:LEU:HD12	1:A:407:PHE:HE1	1.76	0.50
1:A:490:TRP:CE2	1:A:596:MET:HE1	2.46	0.50
1:A:495:PHE:O	1:A:496:LYS:HD2	2.11	0.50
1:A:604:ALA:HA	1:A:717:LEU:HD21	1.93	0.50
1:A:844:VAL:HB	1:A:856:GLU:OE2	2.10	0.50
1:A:83:LEU:HD13	1:A:89:GLY:N	2.25	0.50
2:B:99:PHE:CE2	2:C:131:LEU:HD21	2.46	0.50
2:C:197:LEU:HD11	2:C:322:LEU:HD21	1.92	0.50
2:C:309:HIS:CA	2:C:312:LEU:HD12	2.40	0.50
2:C:431:LYS:O	2:C:435:MET:N	2.44	0.50
1:D:1029:GLN:O	1:D:1032:THR:HB	2.11	0.50
1:D:1056:GLU:CB	1:D:1057:MET:HE3	2.40	0.50
1:D:115:GLN:NE2	1:D:115:GLN:O	2.44	0.50
1:D:121:PRO:HB2	1:D:1175:GLN:HE22	1.74	0.50
1:D:1198:LYS:C	1:D:1204:THR:OG1	2.49	0.50
1:D:82:GLY:HA3	1:D:125:LEU:HD12	1.93	0.50
1:D:147:SER:O	1:D:150:TYR:HB3	2.11	0.50
1:D:237:SER:OG	1:D:238:GLN:N	2.44	0.50
1:D:373:PRO:HD2	1:D:374:ARG:HG2	1.93	0.50
1:D:298:HIS:NE2	1:D:407:PHE:HA	2.25	0.50
1:D:410:GLN:O	1:D:414:PHE:CD2	2.62	0.50
1:D:417:ARG:HG2	1:D:417:ARG:HH11	1.75	0.50
1:D:550:GLN:CA	1:D:551:LYS:HE3	2.41	0.50
1:D:624:VAL:C	1:D:626:GLY:N	2.49	0.50

Continued on next page...

Continued from previous page...

Atom-1	Atom-2	Interatomic distance (Å)	Clash overlap (Å)
1:D:886:LEU:C	1:D:1146:ARG:NH1	2.50	0.50
1:D:939:VAL:HG12	1:D:939:VAL:O	2.10	0.50
1:D:994:TRP:N	1:D:996:ARG:HH11	2.09	0.50
2:E:369:ARG:CZ	2:E:369:ARG:HB3	2.40	0.50
2:E:384:ALA:HB1	2:E:385:LEU:HB3	1.89	0.50
2:E:380:PRO:CD	2:E:438:LEU:HD11	2.40	0.50
2:E:93:SER:HB3	2:E:95:CYS:SG	2.51	0.50
2:F:123:GLU:OE1	2:F:205:PRO:O	2.28	0.50
2:F:253:ASP:HB3	2:F:257:ARG:NH2	2.26	0.50
2:F:262:TRP:HZ3	2:F:263:TRP:CZ2	2.28	0.50
2:F:483:LYS:HG3	2:F:484:ASN:N	2.26	0.50
1:A:1187:ARG:HB2	1:A:1212:ILE:HG13	1.93	0.50
1:A:270:ASN:OD1	1:A:270:ASN:N	2.43	0.50
1:A:348:LEU:CA	1:A:350:ILE:HD13	2.28	0.50
1:A:434:TYR:H	1:A:1129:PHE:HD1	1.57	0.50
1:A:490:TRP:HH2	1:A:598:VAL:CB	2.13	0.50
1:A:539:PHE:CG	1:A:539:PHE:O	2.64	0.50
1:A:576:LEU:CD1	1:A:577:CYS:N	2.68	0.50
1:A:914:THR:HB	1:A:999:ASP:HB3	1.93	0.50
2:B:375:HIS:CE1	2:B:377:CYS:SG	3.04	0.50
2:C:314:MET:HB3	2:C:315:TYR:CE2	2.45	0.50
2:C:314:MET:HE3	2:C:315:TYR:HE2	1.77	0.50
2:C:266:PHE:O	2:C:349:TYR:CE1	2.64	0.50
2:C:455:LEU:N	2:C:455:LEU:CD1	2.73	0.50
2:C:474:PHE:CE2	2:C:475:LEU:HD23	2.46	0.50
2:C:78:PHE:HZ	2:C:346:MET:HE2	1.75	0.50
1:D:1161:ARG:NH1	1:D:1178:ALA:O	2.44	0.50
1:D:127:LEU:HD22	1:D:129:PRO:CG	2.42	0.50
1:D:256:PRO:CG	1:D:284:ILE:HD11	2.39	0.50
1:D:550:GLN:OE1	1:D:551:LYS:HE2	2.10	0.50
1:D:798:ILE:CA	1:D:869:ARG:NH1	2.74	0.50
1:D:280:GLU:HB3	1:D:814:VAL:HG11	1.93	0.50
1:D:920:THR:CG2	1:D:922:GLN:OE1	2.59	0.50
2:E:324:GLY:O	2:E:331:VAL:CG1	2.59	0.50
2:E:445:GLU:OE2	2:E:446:THR:HG22	2.12	0.50
2:F:270:PRO:HA	2:F:273:PHE:HD2	1.76	0.50
2:F:466:MET:SD	2:F:471:LEU:CD2	2.93	0.50
2:F:83:LYS:N	2:F:86:LEU:HD22	2.27	0.50
1:A:1027:LYS:HD3	1:A:1092:PHE:CE2	2.46	0.50
1:A:1153:LEU:O	1:A:1154:GLN:C	2.50	0.50
1:A:276:ALA:C	1:A:278:ILE:N	2.55	0.50

Continued on next page...

Continued from previous page...

Atom-1	Atom-2	Interatomic distance (Å)	Clash overlap (Å)
1:A:304:LEU:HD11	1:A:350:ILE:O	2.11	0.50
1:A:606:THR:H	1:A:613:HIS:CA	2.25	0.50
1:A:620:TRP:HD1	1:A:620:TRP:H	1.58	0.50
1:A:652:ILE:O	1:A:655:LEU:CG	2.58	0.50
1:A:737:GLY:O	1:A:738:PRO:C	2.49	0.50
1:A:732:TYR:CE1	1:A:755:LYS:HA	2.47	0.50
2:B:115:TRP:O	2:B:120:VAL:HG23	2.11	0.50
2:B:284:ARG:O	2:B:285:LYS:CB	2.57	0.50
2:B:372:LEU:HB2	2:B:433:ASP:O	2.10	0.50
2:C:349:TYR:C	2:C:351:TYR:N	2.62	0.50
2:C:375:HIS:N	2:C:378:LEU:HB2	2.26	0.50
1:D:1108:TYR:HA	1:D:1164:PHE:HE1	1.76	0.50
1:D:1209:ARG:HE	2:F:253:ASP:CB	2.24	0.50
1:D:437:VAL:CG1	1:D:438:ASN:N	2.73	0.50
1:D:887:VAL:HG22	1:D:1185:ILE:CG2	2.37	0.50
1:D:981:LYS:HA	1:D:984:GLN:OE1	2.11	0.50
2:E:122:ARG:HB2	2:E:124:GLN:HG2	1.93	0.50
2:E:375:HIS:CG	2:E:376:PRO:HA	2.46	0.50
2:E:403:PHE:O	2:E:406:LEU:HB2	2.11	0.50
2:E:426:GLU:CD	2:E:426:GLU:N	2.65	0.50
2:E:371:VAL:CA	2:E:433:ASP:OD2	2.43	0.50
2:F:123:GLU:HB3	2:F:206:TYR:HB2	1.93	0.50
2:F:245:PRO:HG2	2:F:246:ARG:N	2.26	0.50
2:F:431:LYS:HD3	2:F:431:LYS:C	2.31	0.50
1:A:1029:GLN:CA	1:A:1031:GLU:O	2.59	0.50
1:A:1066:THR:HB	1:A:1071:ARG:HA	1.92	0.50
1:A:167:PRO:HG2	1:A:177:ARG:CG	2.25	0.50
1:A:276:ALA:HA	1:A:279:ARG:HB2	1.88	0.50
1:A:296:SER:O	1:A:299:MET:HB2	2.12	0.50
1:A:353:VAL:CG2	1:A:354:ASN:N	2.75	0.50
1:A:648:PRO:O	1:A:652:ILE:HG13	2.10	0.50
1:A:848:GLY:HA3	1:A:855:VAL:HG21	1.92	0.50
1:A:870:VAL:HG22	1:A:1202:ASN:ND2	2.24	0.50
1:A:916:PHE:CA	1:A:919:MET:HB2	2.24	0.50
1:A:972:ARG:O	1:A:974:THR:N	2.45	0.50
1:A:999:ASP:O	1:A:1000:GLU:CG	2.57	0.50
2:B:206:TYR:HA	2:B:241:TRP:CH2	2.45	0.50
2:B:374:LEU:N	2:B:458:ARG:CZ	2.75	0.50
2:B:105:GLU:CB	2:B:380:PRO:HB3	2.32	0.50
2:B:447:THR:CA	2:B:450:ASN:OD1	2.59	0.50
1:D:1134:HIS:O	1:D:1134:HIS:HD2	1.93	0.50

Continued on next page...

Continued from previous page...

Atom-1	Atom-2	Interatomic distance (Å)	Clash overlap (Å)
1:D:220:TRP:HD1	1:D:221:TYR:CD2	2.30	0.50
1:D:271:VAL:O	1:D:274:ASP:CB	2.58	0.50
1:D:287:SER:C	1:D:288:ARG:HE	2.15	0.50
1:D:269:HIS:CE1	1:D:291:PHE:C	2.84	0.50
1:D:403:THR:O	1:D:407:PHE:HB3	2.11	0.50
1:D:453:GLU:HB3	1:D:457:ARG:HD3	1.94	0.50
1:D:504:LYS:NZ	1:D:525:MET:HG2	2.26	0.50
1:D:512:LYS:CE	1:D:514:PRO:HD3	2.41	0.50
1:D:768:LYS:N	1:D:772:PRO:HD3	2.27	0.50
1:D:78:MET:CE	1:D:121:PRO:HB2	2.40	0.50
1:D:790:ARG:C	1:D:792:LEU:H	2.13	0.50
1:D:827:ARG:CD	1:D:828:HIS:N	2.73	0.50
1:D:891:VAL:HG22	1:D:891:VAL:O	2.12	0.50
2:E:115:TRP:CZ2	2:E:127:PRO:HB3	2.47	0.50
2:E:194:VAL:CG1	2:E:195:ASN:N	2.70	0.50
2:E:199:LEU:CG	2:E:200:VAL:H	2.25	0.50
2:E:378:LEU:HD12	2:E:378:LEU:N	2.26	0.50
2:F:123:GLU:CD	2:F:205:PRO:O	2.49	0.50
2:F:206:TYR:CZ	2:F:208:LEU:HD23	2.47	0.50
2:F:325:ARG:CG	2:F:325:ARG:NH1	2.72	0.50
1:A:1131:ILE:CB	1:A:1138:ARG:H	2.24	0.50
1:A:266:VAL:HG22	1:A:267:VAL:N	2.26	0.50
1:A:543:VAL:HG13	1:A:544:MET:N	2.27	0.50
1:A:607:TRP:CE2	1:A:671:GLN:NE2	2.79	0.50
1:A:771:LEU:O	1:A:775:GLU:HG3	2.11	0.50
1:A:786:ALA:O	1:A:790:ARG:HG2	2.12	0.50
1:A:86:GLN:OE1	1:A:130:LEU:HB3	2.11	0.50
1:A:886:LEU:CA	1:A:1146:ARG:NH2	2.74	0.50
1:A:905:ALA:HA	1:A:910:MET:CA	2.42	0.50
1:A:945:HIS:CE1	1:A:969:PHE:CB	2.94	0.50
1:A:966:LEU:O	1:A:970:ASN:HB2	2.12	0.50
1:A:996:ARG:NH1	1:A:1000:GLU:CB	2.52	0.50
1:A:998:SER:OG	1:A:999:ASP:N	2.42	0.50
2:B:217:PRO:CA	2:B:232:GLY:H	2.24	0.50
2:B:259:ARG:HG2	2:B:262:TRP:CD1	2.47	0.50
2:B:348:ALA:O	2:B:350:LEU:N	2.45	0.50
2:B:447:THR:O	2:B:451:GLY:N	2.44	0.50
2:B:67:GLU:CA	2:B:70:LEU:HB2	2.41	0.50
2:B:93:SER:O	2:B:95:CYS:N	2.44	0.50
2:C:126:PHE:HB2	2:C:128:VAL:HA	1.92	0.50
2:C:241:TRP:HE3	2:C:336:LEU:CD1	2.24	0.50

Continued on next page...

Continued from previous page...

Atom-1	Atom-2	Interatomic distance (Å)	Clash overlap (Å)
2:C:241:TRP:CG	2:C:336:LEU:HD12	2.45	0.50
1:D:873:GLU:OE1	1:D:1203:PRO:HG2	2.12	0.50
1:D:266:VAL:HG23	1:D:290:ARG:O	2.12	0.50
1:D:270:ASN:CA	1:D:294:THR:OG1	2.59	0.50
1:D:660:CYS:CA	1:D:745:PRO:HG3	2.41	0.50
1:D:783:PRO:CG	1:D:784:GLY:H	2.23	0.50
1:D:795:ASN:HA	1:D:798:ILE:CG1	2.41	0.50
1:D:831:TYR:O	1:D:831:TYR:CD1	2.62	0.50
1:D:436:PRO:HA	1:D:839:ALA:CB	2.42	0.50
1:D:915:ALA:O	1:D:919:MET:SD	2.69	0.50
1:D:927:ARG:CG	1:D:928:GLY:N	2.62	0.50
1:D:980:GLU:O	1:D:984:GLN:HG3	2.11	0.50
2:E:120:VAL:HG13	2:F:407:LEU:HD21	1.93	0.50
2:E:203:ARG:HH21	2:E:203:ARG:CG	2.22	0.50
2:E:302:THR:O	2:E:303:LEU:HD12	2.11	0.50
2:E:388:GLY:O	2:E:395:LEU:CD1	2.59	0.50
2:F:193:TYR:O	2:F:196:CYS:HB2	2.12	0.50
2:F:203:ARG:NE	2:F:204:LEU:HD11	2.27	0.50
2:F:123:GLU:HB3	2:F:206:TYR:CB	2.41	0.50
2:F:259:ARG:NE	2:F:339:ASN:ND2	2.59	0.50
2:F:239:LEU:C	2:F:338:VAL:HG22	2.27	0.50
2:F:357:THR:O	2:F:358:GLU:CG	2.60	0.50
2:F:418:LEU:O	2:F:421:MET:CG	2.54	0.50
2:F:466:MET:HE2	2:F:471:LEU:HB3	1.92	0.50
1:A:1121:GLU:O	1:A:1123:PHE:N	2.39	0.50
1:A:1175:GLN:O	1:A:1178:ALA:HB3	2.11	0.50
1:A:486:TRP:HE1	1:A:722:ARG:HG2	1.77	0.50
1:A:657:ARG:CA	1:A:660:CYS:HB3	2.41	0.50
1:A:662:GLU:O	1:A:666:GLN:CB	2.60	0.50
1:A:824:ALA:HB1	1:A:827:ARG:HG2	1.93	0.50
1:A:931:LEU:HD23	1:A:932:HIS:CA	2.42	0.50
1:A:936:ALA:O	1:A:939:VAL:C	2.50	0.50
2:B:320:SER:HA	2:B:323:HIS:CD2	2.47	0.50
2:B:383:VAL:CG2	2:B:384:ALA:H	2.23	0.50
2:C:193:TYR:CG	2:C:194:VAL:N	2.80	0.50
2:C:326:ASP:CG	2:C:329:LYS:HB2	2.32	0.50
2:C:353:SER:HG	2:C:354:PHE:H	1.55	0.50
2:C:389:ARG:CZ	2:C:390:GLY:CA	2.90	0.50
2:C:78:PHE:HZ	2:C:346:MET:SD	2.35	0.50
1:D:1131:ILE:HD13	1:D:1131:ILE:O	2.11	0.50
1:D:1147:TYR:N	1:D:1147:TYR:HD2	2.10	0.50

Continued on next page...

Continued from previous page...

Atom-1	Atom-2	Interatomic distance (Å)	Clash overlap (Å)
1:D:1187:ARG:HG3	1:D:1212:ILE:CG1	2.42	0.50
1:D:177:ARG:CG	1:D:218:SER:OG	2.60	0.50
1:D:194:ALA:CB	1:D:265:LEU:HD13	2.39	0.50
1:D:272:SER:O	1:D:273:PHE:HB2	2.10	0.50
1:D:307:PHE:O	1:D:308:GLN:C	2.50	0.50
1:D:375:GLU:OE1	1:D:379:LYS:HB3	2.11	0.50
1:D:547:ALA:O	1:D:551:LYS:CG	2.58	0.50
1:D:800:PHE:CE2	1:D:867:PRO:HB3	2.47	0.50
1:D:85:GLU:OE2	1:D:127:LEU:O	2.30	0.50
2:E:425:LEU:HD23	2:E:426:GLU:OE1	2.12	0.50
2:E:449:GLU:CA	2:E:449:GLU:OE1	2.45	0.50
2:E:373:LYS:HA	2:E:458:ARG:NE	2.25	0.50
2:E:88:ARG:CD	2:E:88:ARG:H	2.24	0.50
2:F:198:ASP:C	2:F:198:ASP:OD1	2.48	0.50
1:D:472:GLN:C	2:F:461:THR:CG2	2.80	0.50
1:A:1016:GLU:OE2	1:A:1022:LEU:HD22	2.12	0.50
1:A:1055:SER:O	1:A:1059:ASN:CG	2.50	0.50
1:A:1158:LEU:HD13	1:A:1179:PHE:CZ	2.47	0.50
1:A:81:ARG:NH1	1:A:125:LEU:O	2.45	0.50
1:A:660:CYS:CB	1:A:745:PRO:CG	2.90	0.50
2:B:338:VAL:C	2:B:339:ASN:ND2	2.65	0.50
2:C:224:ILE:N	2:C:224:ILE:HD13	2.27	0.50
2:C:213:VAL:HA	2:C:235:THR:HA	1.94	0.50
2:C:389:ARG:NH2	2:C:390:GLY:HA3	2.26	0.50
2:C:471:LEU:CD1	2:C:471:LEU:N	2.38	0.50
1:D:1124:ALA:HB1	1:D:1148:ARG:HH12	1.70	0.50
1:D:204:ALA:O	1:D:205:GLU:CG	2.60	0.50
1:D:245:ILE:CG1	1:D:246:PRO:N	2.51	0.50
1:D:453:GLU:O	1:D:454:GLU:C	2.49	0.50
1:D:549:LEU:O	1:D:552:LEU:HB2	2.12	0.50
1:D:657:ARG:C	1:D:660:CYS:HB3	2.31	0.50
1:D:657:ARG:O	1:D:660:CYS:CB	2.58	0.50
1:D:732:TYR:HB3	1:D:755:LYS:HZ1	1.76	0.50
1:D:802:ARG:HG3	1:D:803:ASN:N	2.27	0.50
1:D:827:ARG:CD	1:D:827:ARG:C	2.80	0.50
1:D:439:GLN:CG	1:D:836:LEU:H	2.25	0.50
1:D:938:THR:O	1:D:939:VAL:CG2	2.59	0.50
2:E:372:LEU:O	2:E:458:ARG:HG2	2.12	0.50
2:F:432:TYR:C	2:F:435:MET:H	2.15	0.50
2:F:447:THR:CG2	2:F:448:LEU:N	2.73	0.50
2:F:460:THR:O	2:F:461:THR:C	2.50	0.50

Continued on next page...

Continued from previous page...

Atom-1	Atom-2	Interatomic distance (Å)	Clash overlap (Å)
1:A:1207:GLU:O	1:A:1208:ARG:HB2	2.12	0.50
1:A:291:PHE:O	1:A:292:LEU:CB	2.59	0.50
1:A:355:SER:C	1:A:407:PHE:HZ	2.15	0.50
1:A:371:LYS:C	1:A:373:PRO:CD	2.79	0.50
1:A:564:GLN:HA	1:A:567:PRO:CD	2.35	0.50
1:A:658:LYS:O	1:A:659:HIS:C	2.50	0.50
1:A:789:PRO:O	1:A:792:LEU:HD12	2.12	0.50
1:A:863:SER:O	1:A:873:GLU:CG	2.57	0.50
1:A:953:ARG:HD3	1:A:986:TYR:CD2	2.47	0.50
2:B:194:VAL:HG13	2:B:195:ASN:N	2.27	0.50
2:B:105:GLU:HG3	2:B:380:PRO:C	2.31	0.50
2:B:389:ARG:HG2	2:B:444:THR:CG2	2.42	0.50
2:B:437:ILE:N	2:B:458:ARG:HD3	2.26	0.50
2:C:118:VAL:HG12	2:C:119:VAL:N	2.27	0.50
2:C:307:GLY:N	2:C:335:VAL:HG12	2.27	0.50
2:C:377:CYS:SG	2:C:483:LYS:HA	2.51	0.50
2:C:469:SER:C	2:C:471:LEU:HD12	2.31	0.50
2:C:82:SER:C	2:C:83:LYS:HG3	2.32	0.50
1:D:1068:ASP:OD1	1:D:1068:ASP:N	2.44	0.50
1:D:106:HIS:HA	1:D:109:LYS:CG	2.41	0.50
1:D:1126:ASP:CB	1:D:1141:VAL:HG13	2.42	0.50
1:D:429:GLU:CG	1:D:1128:ARG:NH2	2.66	0.50
1:D:239:LEU:C	1:D:242:ALA:H	2.14	0.50
1:D:295:MET:O	1:D:299:MET:N	2.41	0.50
1:D:308:GLN:O	1:D:312:TRP:HB2	2.12	0.50
1:D:428:LEU:O	1:D:432:VAL:HG23	2.11	0.50
1:D:457:ARG:C	1:D:460:LYS:HZ2	2.15	0.50
1:D:727:ASP:O	1:D:728:THR:OG1	2.25	0.50
1:D:907:PHE:HE2	1:D:913:CYS:SG	2.35	0.50
2:E:389:ARG:HE	2:E:390:GLY:CA	2.23	0.50
2:E:90:SER:OG	2:E:96:HIS:HA	2.12	0.50
2:F:196:CYS:O	2:F:199:LEU:HB3	2.12	0.50
2:F:204:LEU:CD1	2:F:204:LEU:N	2.75	0.50
2:F:307:GLY:HA2	2:F:335:VAL:HG12	1.94	0.50
2:F:354:PHE:C	2:F:356:LEU:N	2.60	0.50
2:F:447:THR:HG22	2:F:448:LEU:HD12	1.94	0.50
1:A:1068:ASP:CA	1:A:1071:ARG:HD3	2.41	0.50
1:A:1140:LEU:CD2	1:A:1141:VAL:H	2.20	0.50
1:A:183:GLU:C	1:A:183:GLU:CD	2.70	0.50
1:A:204:ALA:O	1:A:206:GLY:N	2.40	0.50
1:A:494:GLU:HB2	1:A:572:TRP:CD2	2.47	0.50

Continued on next page...

Continued from previous page...

Atom-1	Atom-2	Interatomic distance (Å)	Clash overlap (Å)
1:A:645:VAL:HA	1:A:650:ARG:HD2	1.94	0.50
1:A:742:VAL:HG12	1:A:742:VAL:O	2.11	0.50
1:A:754:HIS:HD2	1:A:757:GLY:HA3	1.77	0.50
1:A:605:LEU:C	1:A:781:ALA:CB	2.81	0.50
1:A:892:ASP:HB3	1:A:927:ARG:HH22	1.77	0.50
2:B:440:THR:CG2	2:B:441:VAL:H	2.19	0.50
2:C:414:TRP:N	2:C:415:PRO:HD2	2.25	0.50
2:C:428:LEU:HD23	2:C:428:LEU:N	2.22	0.50
2:C:443:VAL:CG1	2:C:447:THR:CG2	2.89	0.50
1:D:1090:GLU:HG3	1:D:1092:PHE:CZ	2.46	0.50
1:D:1106:VAL:O	1:D:1107:ASP:C	2.50	0.50
1:D:121:PRO:CB	1:D:1175:GLN:NE2	2.73	0.50
1:D:131:TYR:C	1:D:138:HIS:CE1	2.86	0.50
1:D:162:LEU:O	1:D:162:LEU:HG	2.12	0.50
1:D:262:GLN:OE1	1:D:262:GLN:HA	2.11	0.50
1:D:278:ILE:CG1	1:D:291:PHE:HD1	2.24	0.50
1:D:369:LEU:HD13	1:D:372:GLU:CB	2.41	0.50
1:D:592:LEU:O	1:D:595:GLN:N	2.40	0.50
1:D:452:TYR:CB	1:D:801:TRP:CD1	2.94	0.50
1:D:885:THR:HG22	1:D:886:LEU:H	1.75	0.50
2:E:192:HIS:O	2:E:193:TYR:C	2.49	0.50
2:F:241:TRP:CZ3	2:F:255:TRP:CZ2	2.99	0.50
2:F:272:ASN:HA	2:F:292:ASN:ND2	2.26	0.50
2:F:348:ALA:O	2:F:352:ASP:N	2.41	0.50
2:F:375:HIS:CB	2:F:378:LEU:HD22	2.40	0.50
2:F:388:GLY:N	2:F:443:VAL:O	2.42	0.50
1:A:1092:PHE:O	1:A:1096:ARG:HG3	2.12	0.49
1:A:286:GLY:CA	1:A:1128:ARG:HH22	2.24	0.49
1:A:1163:MET:HE2	1:A:1167:LYS:HE3	1.94	0.49
1:A:192:GLU:CG	1:A:195:LEU:HD21	2.42	0.49
1:A:174:GLY:HA2	1:A:220:TRP:HB2	1.94	0.49
1:A:227:ARG:HD3	1:A:227:ARG:C	2.31	0.49
1:A:272:SER:C	1:A:274:ASP:H	2.16	0.49
1:A:392:LEU:O	1:A:394:GLN:N	2.45	0.49
1:A:441:TRP:O	1:A:445:LEU:HB2	2.12	0.49
1:A:452:TYR:CE2	1:A:453:GLU:HG2	2.47	0.49
1:A:503:VAL:HG11	1:A:520:ALA:CB	2.42	0.49
1:A:730:PRO:HB3	1:A:760:CYS:O	2.12	0.49
1:A:764:SER:OG	1:A:767:ALA:HB2	2.11	0.49
2:B:114:TRP:CA	2:B:262:TRP:CH2	2.95	0.49
2:B:472:LYS:HZ2	2:B:473:ASP:HA	1.77	0.49

Continued on next page...

Continued from previous page...

Atom-1	Atom-2	Interatomic distance (Å)	Clash overlap (Å)
2:C:306:LEU:H	2:C:335:VAL:CG1	2.24	0.49
2:C:311:LEU:HD22	2:C:311:LEU:N	2.26	0.49
2:C:347:LEU:CD1	2:C:347:LEU:H	2.24	0.49
2:C:474:PHE:HA	2:C:477:LYS:HD3	1.92	0.49
1:D:1025:LEU:O	1:D:1027:LYS:N	2.43	0.49
1:D:1055:SER:O	1:D:1058:PHE:CD2	2.65	0.49
1:D:886:LEU:CA	1:D:1146:ARG:NH1	2.75	0.49
1:D:116:PRO:O	1:D:118:VAL:CG1	2.61	0.49
1:D:1207:GLU:HA	1:D:1210:TYR:CG	2.47	0.49
1:D:1213:PRO:O	1:D:1214:GLN:CB	2.57	0.49
1:D:389:PHE:CD1	1:D:389:PHE:C	2.85	0.49
1:D:298:HIS:CD2	1:D:407:PHE:CB	2.90	0.49
1:D:427:MET:HB2	1:D:846:THR:CG2	2.42	0.49
1:D:712:VAL:N	1:D:713:PRO:CD	2.75	0.49
1:D:847:ALA:C	1:D:852:ARG:HA	2.32	0.49
1:D:860:LEU:HD22	1:D:1133:ILE:HD12	1.94	0.49
1:D:891:VAL:HA	1:D:894:GLN:CG	2.41	0.49
2:E:374:LEU:O	2:E:375:HIS:CB	2.52	0.49
2:E:109:ASN:HD22	2:E:378:LEU:CB	2.26	0.49
2:E:392:THR:O	2:E:392:THR:HG22	2.11	0.49
2:E:96:HIS:CD2	2:E:96:HIS:O	2.65	0.49
2:E:418:LEU:HD11	2:F:122:ARG:HE	1.74	0.49
2:F:244:PRO:N	2:F:247:THR:HG21	2.27	0.49
2:F:346:MET:O	2:F:350:LEU:HD11	2.12	0.49
2:F:349:TYR:C	2:F:351:TYR:N	2.62	0.49
2:F:357:THR:O	2:F:359:ASN:N	2.42	0.49
2:F:447:THR:CA	2:F:452:LEU:CA	2.81	0.49
2:F:457:SER:O	2:F:458:ARG:C	2.50	0.49
2:F:483:LYS:O	2:F:485:VAL:HG12	2.12	0.49
1:A:246:PRO:O	1:A:250:PRO:HD2	2.12	0.49
1:A:304:LEU:HB2	1:A:309:ARG:HB3	1.94	0.49
1:A:421:PRO:CG	1:A:422:VAL:N	2.75	0.49
1:A:755:LYS:CD	1:A:964:ARG:HH11	2.23	0.49
1:A:789:PRO:O	1:A:793:GLU:HB2	2.12	0.49
1:A:960:PRO:HA	1:A:963:GLU:CG	2.43	0.49
2:B:208:LEU:N	2:B:208:LEU:HD23	2.26	0.49
2:B:425:LEU:HB3	2:B:426:GLU:OE1	2.11	0.49
2:C:127:PRO:O	2:C:192:HIS:CD2	2.65	0.49
1:D:1027:LYS:O	1:D:1031:GLU:HG2	2.12	0.49
1:D:1031:GLU:OE2	1:D:1092:PHE:HD2	1.95	0.49
1:D:1116:MET:HE3	1:D:1156:THR:HB	1.93	0.49

Continued on next page...

Continued from previous page...

Atom-1	Atom-2	Interatomic distance (Å)	Clash overlap (Å)
1:D:252:GLY:O	1:D:256:PRO:CG	2.58	0.49
1:D:270:ASN:C	1:D:274:ASP:OD1	2.50	0.49
1:D:275:ARG:CG	1:D:843:GLN:N	2.75	0.49
1:D:298:HIS:CE1	1:D:362:LEU:CD1	2.95	0.49
1:D:359:VAL:HG22	1:D:406:VAL:CG2	2.42	0.49
1:D:371:LYS:CA	1:D:374:ARG:CD	2.77	0.49
1:D:407:PHE:CE1	1:D:411:LEU:HD21	2.46	0.49
1:D:607:TRP:CE3	1:D:607:TRP:HA	2.47	0.49
1:D:607:TRP:O	1:D:608:ASP:OD1	2.30	0.49
1:D:441:TRP:CD1	1:D:879:GLN:HA	2.45	0.49
2:E:200:VAL:HG12	2:F:418:LEU:HD21	1.92	0.49
2:E:249:ASN:O	2:E:252:LEU:HB3	2.12	0.49
2:E:307:GLY:HA2	2:E:334:CYS:HB2	1.94	0.49
2:E:239:LEU:CB	2:E:338:VAL:HB	2.42	0.49
2:F:308:ASP:OD1	2:F:333:PRO:C	2.50	0.49
2:F:358:GLU:CG	2:F:359:ASN:N	2.75	0.49
2:F:413:VAL:CG1	2:F:414:TRP:N	2.76	0.49
2:F:384:ALA:CB	2:F:437:ILE:HD12	2.42	0.49
2:F:471:LEU:O	2:F:474:PHE:N	2.39	0.49
1:A:1065:ALA:O	1:A:1066:THR:OG1	2.22	0.49
1:A:1144:GLU:O	1:A:1146:ARG:N	2.45	0.49
1:A:1209:ARG:HE	1:A:1209:ARG:HA	1.78	0.49
1:A:228:LEU:N	1:A:228:LEU:CD2	2.73	0.49
1:A:421:PRO:HG2	1:A:422:VAL:HG23	1.93	0.49
1:A:541:GLN:O	1:A:544:MET:HB3	2.12	0.49
1:A:583:PRO:O	1:A:584:ALA:HB3	2.12	0.49
1:A:599:THR:O	1:A:602:LEU:HB2	2.12	0.49
1:A:630:ASN:HD21	1:A:632:ALA:N	2.11	0.49
1:A:732:TYR:HE1	1:A:755:LYS:CG	2.24	0.49
1:A:762:VAL:O	1:A:764:SER:N	2.38	0.49
1:A:821:LEU:HD11	1:A:826:ILE:N	2.27	0.49
1:A:275:ARG:NH2	1:A:845:VAL:N	2.60	0.49
1:A:866:ARG:HB2	1:A:1069:ILE:HG21	1.94	0.49
1:A:878:VAL:HG12	1:A:879:GLN:HE22	1.77	0.49
1:A:919:MET:C	1:A:920:THR:O	2.51	0.49
1:A:95:PRO:O	1:A:96:GLY:O	2.30	0.49
2:B:205:PRO:HG2	2:B:241:TRP:NE1	2.27	0.49
2:B:259:ARG:HB3	2:B:259:ARG:NH1	2.27	0.49
2:B:336:LEU:HD23	2:B:336:LEU:C	2.32	0.49
2:B:463:LYS:HD2	2:B:463:LYS:N	2.27	0.49
2:C:270:PRO:HA	2:C:273:PHE:HD2	1.77	0.49

Continued on next page...

Continued from previous page...

Atom-1	Atom-2	Interatomic distance (Å)	Clash overlap (Å)
2:C:425:LEU:O	2:C:428:LEU:HB2	2.12	0.49
1:D:1092:PHE:HA	1:D:1096:ARG:NH2	2.27	0.49
1:D:853:ARG:HH12	1:D:1105:ALA:HB3	1.76	0.49
1:D:260:ASP:OD2	1:D:261:TRP:CD2	2.65	0.49
1:D:275:ARG:HB3	1:D:843:GLN:OE1	2.12	0.49
1:D:298:HIS:HD2	1:D:407:PHE:CD1	2.30	0.49
1:D:561:LYS:O	1:D:562:ARG:CB	2.60	0.49
1:D:643:ALA:N	1:D:645:VAL:HB	2.26	0.49
1:D:756:ASP:N	1:D:756:ASP:OD1	2.44	0.49
1:D:931:LEU:HA	1:D:934:LYS:HB3	1.93	0.49
2:E:216:HIS:CD2	2:E:216:HIS:N	2.79	0.49
2:E:385:LEU:HB2	2:E:440:THR:HA	1.93	0.49
2:E:380:PRO:HG3	2:E:438:LEU:CD1	2.40	0.49
2:E:74:GLN:O	2:E:77:HIS:N	2.44	0.49
2:F:258:HIS:HA	2:F:261:GLN:OE1	2.12	0.49
2:F:306:LEU:O	2:F:335:VAL:HB	2.11	0.49
2:F:350:LEU:O	2:F:353:SER:OG	2.30	0.49
2:F:389:ARG:O	2:F:395:LEU:HD11	2.12	0.49
2:F:393:LEU:O	2:F:396:ARG:N	2.46	0.49
2:F:405:GLU:C	2:F:405:GLU:OE1	2.51	0.49
2:F:76:ARG:NH1	2:F:434:GLU:OE1	2.45	0.49
1:A:1026:ARG:CG	1:A:1029:GLN:CD	2.81	0.49
1:A:1093:MET:C	1:A:1097:VAL:HG23	2.32	0.49
1:A:1113:LEU:CB	1:A:1117:LYS:NZ	2.74	0.49
1:A:1232:GLU:CD	1:A:1234:ARG:NH2	2.65	0.49
1:A:240:SER:HB3	1:A:241:PRO:CD	2.42	0.49
1:A:298:HIS:NE2	1:A:351:SER:O	2.45	0.49
1:A:353:VAL:O	1:A:354:ASN:CB	2.60	0.49
1:A:572:TRP:CD1	2:C:477:LYS:HE2	2.47	0.49
1:A:580:LEU:HD23	1:A:596:MET:CE	2.42	0.49
1:A:772:PRO:HG2	1:A:773:LYS:H	1.77	0.49
1:A:434:TYR:HA	1:A:841:LEU:CD2	2.41	0.49
1:A:79:LEU:HB2	1:A:89:GLY:C	2.32	0.49
1:A:76:ILE:HG21	1:A:911:HIS:CE1	2.47	0.49
2:B:342:LEU:O	2:B:343:ASP:C	2.50	0.49
2:B:414:TRP:C	2:B:414:TRP:CD1	2.86	0.49
2:C:477:LYS:O	2:C:478:TYR:C	2.49	0.49
1:D:1051:GLY:O	1:D:1055:SER:N	2.45	0.49
1:D:1116:MET:HG3	1:D:1139:TYR:OH	2.13	0.49
1:D:1218:LEU:HB2	1:D:1223:ILE:HG22	1.90	0.49
1:D:371:LYS:O	1:D:372:GLU:CB	2.60	0.49

Continued on next page...

Continued from previous page...

Atom-1	Atom-2	Interatomic distance (Å)	Clash overlap (Å)
1:D:735:GLY:HA2	1:D:749:PHE:CA	2.43	0.49
1:D:779:LEU:CD2	1:D:779:LEU:C	2.79	0.49
1:D:840:ILE:O	1:D:841:LEU:CD2	2.60	0.49
2:E:270:PRO:C	2:E:273:PHE:HD2	2.15	0.49
2:E:432:TYR:HA	2:E:435:MET:CA	2.41	0.49
2:E:456:ARG:HD2	2:E:461:THR:CA	2.42	0.49
2:F:239:LEU:H	2:F:338:VAL:HG11	1.53	0.49
2:F:239:LEU:HG	2:F:336:LEU:HD13	1.94	0.49
2:F:424:SER:N	2:F:427:GLN:OE1	2.45	0.49
2:F:442:LEU:O	2:F:443:VAL:C	2.50	0.49
2:F:389:ARG:CG	2:F:445:GLU:OE2	2.58	0.49
2:F:74:GLN:CG	2:F:75:ARG:N	2.75	0.49
2:F:78:PHE:CD2	2:F:79:LEU:CD2	2.95	0.49
2:F:80:SER:H	2:F:99:PHE:HA	1.78	0.49
2:F:82:SER:C	2:F:83:LYS:HG3	2.33	0.49
1:A:773:LYS:NZ	1:A:1057:MET:CE	2.75	0.49
1:A:185:VAL:O	1:A:185:VAL:HG22	2.12	0.49
1:A:219:ALA:O	1:A:220:TRP:HE3	1.93	0.49
1:A:420:HIS:CG	1:A:421:PRO:HD2	2.47	0.49
1:A:504:LYS:HD3	1:A:523:ASP:HB3	1.92	0.49
1:A:591:LEU:HD21	1:A:802:ARG:CZ	2.42	0.49
1:A:467:ALA:CB	1:A:602:LEU:HD13	2.42	0.49
1:A:713:PRO:CA	1:A:719:LEU:HD13	2.42	0.49
1:A:856:GLU:OE1	1:A:859:TRP:HB2	2.11	0.49
2:B:78:PHE:CD1	2:B:102:LEU:HB2	2.48	0.49
2:B:403:PHE:CE1	2:B:413:VAL:HB	2.47	0.49
2:B:79:LEU:HA	2:B:100:GLY:N	2.27	0.49
2:C:123:GLU:HG2	2:C:204:LEU:CD1	2.42	0.49
2:C:289:LEU:HD12	2:C:301:GLU:CB	2.35	0.49
2:C:347:LEU:O	2:C:350:LEU:HD13	2.12	0.49
2:C:431:LYS:HZ3	2:C:435:MET:CG	2.24	0.49
2:C:456:ARG:CB	2:C:463:LYS:C	2.79	0.49
1:D:1010:LEU:C	1:D:1012:VAL:N	2.63	0.49
1:D:273:PHE:N	1:D:275:ARG:HB3	2.23	0.49
1:D:412:PRO:CG	1:D:413:LEU:H	2.23	0.49
1:D:748:TRP:CZ3	1:D:750:PHE:CE2	2.99	0.49
1:D:829:PRO:HG3	1:D:831:TYR:CE1	2.47	0.49
1:D:904:ASP:OD1	1:D:915:ALA:HB2	2.13	0.49
2:E:391:PRO:CD	2:E:395:LEU:HB2	2.39	0.49
2:E:404:ASN:C	2:E:406:LEU:N	2.66	0.49
2:E:466:MET:HG2	2:E:467:HIS:N	2.27	0.49

Continued on next page...

Continued from previous page...

Atom-1	Atom-2	Interatomic distance (Å)	Clash overlap (Å)
2:E:481:SER:HA	2:E:484:ASN:CG	2.33	0.49
2:E:79:LEU:HD12	2:E:79:LEU:C	2.33	0.49
2:F:289:LEU:HD12	2:F:301:GLU:CB	2.32	0.49
2:F:291:TYR:HB2	2:F:300:ILE:HD11	1.95	0.49
2:F:368:HIS:NE2	2:F:370:LYS:CE	2.75	0.49
2:F:372:LEU:HD12	2:F:372:LEU:C	2.33	0.49
2:F:453:ILE:CG2	2:F:454:HIS:N	2.75	0.49
2:F:458:ARG:HD3	2:F:459:ASP:N	2.28	0.49
2:F:90:SER:HA	2:F:93:SER:OG	2.12	0.49
1:A:1043:VAL:CB	1:A:1046:GLU:HB3	2.41	0.49
1:A:1148:ARG:CG	1:A:1148:ARG:NH1	2.62	0.49
1:A:869:ARG:O	1:A:1200:PRO:CA	2.58	0.49
1:A:1223:ILE:HD13	1:A:1224:ILE:N	2.27	0.49
1:A:260:ASP:H	1:A:264:GLN:HE22	1.57	0.49
1:A:420:HIS:CE1	1:A:421:PRO:HD2	2.47	0.49
1:A:485:LEU:O	1:A:489:GLU:OE2	2.31	0.49
1:A:719:LEU:CD2	1:A:719:LEU:H	2.23	0.49
1:A:657:ARG:HG2	1:A:744:ILE:HG21	1.94	0.49
1:A:795:ASN:ND2	1:A:795:ASN:C	2.65	0.49
1:A:853:ARG:HH22	1:A:1105:ALA:HB3	1.72	0.49
2:B:206:TYR:HD1	2:B:207:GLY:O	1.94	0.49
2:C:387:VAL:HG23	2:C:417:TYR:HA	1.95	0.49
2:C:414:TRP:O	2:C:415:PRO:C	2.50	0.49
2:C:78:PHE:CD1	2:C:103:GLY:CA	2.93	0.49
1:D:1047:ARG:O	1:D:1051:GLY:N	2.43	0.49
1:D:1114:VAL:HA	1:D:1117:LYS:HD2	1.95	0.49
1:D:1118:TRP:CE2	1:D:1122:GLU:OE1	2.65	0.49
1:D:1210:TYR:CD1	1:D:1211:GLY:N	2.80	0.49
1:D:1224:ILE:CD1	1:D:1228:LYS:HE3	2.42	0.49
1:D:194:ALA:C	1:D:195:LEU:HG	2.33	0.49
1:D:361:ARG:NH2	1:D:362:LEU:HG	2.28	0.49
1:D:430:MET:O	1:D:430:MET:SD	2.70	0.49
1:D:435:LEU:O	1:D:839:ALA:CB	2.58	0.49
1:D:443:ARG:O	1:D:447:GLU:N	2.43	0.49
1:D:444:TYR:HE2	1:D:1210:TYR:HB2	1.78	0.49
1:D:494:GLU:H	1:D:573:TYR:HB2	1.77	0.49
1:D:615:SER:O	1:D:725:PRO:HG3	2.12	0.49
1:D:635:PRO:O	1:D:636:THR:HB	2.11	0.49
1:D:655:LEU:O	1:D:657:ARG:N	2.46	0.49
1:D:768:LYS:HE2	1:D:769:ASP:H	1.76	0.49
1:D:868:ASP:OD1	1:D:1199:THR:CG2	2.60	0.49

Continued on next page...

Continued from previous page...

Atom-1	Atom-2	Interatomic distance (Å)	Clash overlap (Å)
1:D:891:VAL:HA	1:D:894:GLN:OE1	2.10	0.49
1:D:95:PRO:HG2	1:D:99:ALA:HB2	1.89	0.49
2:E:323:HIS:O	2:E:325:ARG:N	2.45	0.49
2:E:328:ARG:N	2:E:328:ARG:CD	2.68	0.49
2:E:443:VAL:HG12	2:E:444:THR:N	2.28	0.49
2:E:462:MET:CE	2:E:462:MET:HA	2.42	0.49
2:E:88:ARG:CD	2:E:88:ARG:N	2.75	0.49
2:E:86:LEU:HD23	2:E:97:PRO:HD2	1.95	0.49
2:F:145:PHE:O	2:F:146:ARG:HG3	2.12	0.49
2:F:251:TRP:CZ3	2:F:254:PHE:CG	3.00	0.49
2:F:336:LEU:CD2	2:F:337:SER:O	2.61	0.49
2:F:371:VAL:CG2	2:F:433:ASP:O	2.60	0.49
2:F:449:GLU:OE1	2:F:450:ASN:N	2.46	0.49
1:A:1029:GLN:CD	1:A:1096:ARG:NH2	2.65	0.49
1:A:235:TRP:C	1:A:235:TRP:CD1	2.85	0.49
1:A:296:SER:HB2	1:A:847:ALA:CB	2.36	0.49
1:A:307:PHE:HB3	1:A:1055:SER:OG	2.13	0.49
1:A:500:ALA:O	1:A:501:LYS:HB2	2.12	0.49
1:A:515:ILE:O	1:A:516:GLU:C	2.50	0.49
1:A:613:HIS:NE2	1:A:716:PRO:HG3	2.28	0.49
1:A:659:HIS:CG	1:A:716:PRO:HA	2.47	0.49
1:A:455:LEU:CD1	1:A:798:ILE:HG22	2.40	0.49
1:A:869:ARG:N	1:A:872:SER:CB	2.75	0.49
1:A:877:MET:O	1:A:878:VAL:C	2.51	0.49
1:A:947:LYS:O	1:A:951:TYR:HD1	1.95	0.49
2:C:123:GLU:HG2	2:C:204:LEU:HD12	1.95	0.49
2:C:186:LEU:O	2:C:189:ALA:HB3	2.12	0.49
2:C:192:HIS:C	2:C:196:CYS:SG	2.91	0.49
2:C:397:GLN:O	2:C:398:VAL:CG2	2.55	0.49
2:C:447:THR:HG22	2:C:455:LEU:CD1	2.43	0.49
2:C:452:LEU:O	2:C:453:ILE:HB	2.13	0.49
1:D:1067:SER:CB	1:D:1073:PRO:HG2	2.42	0.49
1:D:1162:CYS:O	1:D:1165:ALA:N	2.46	0.49
1:D:175:TRP:C	1:D:185:VAL:HG11	2.32	0.49
1:D:213:VAL:CB	1:D:401:TRP:CZ2	2.96	0.49
1:D:288:ARG:NH1	1:D:290:ARG:NH2	2.61	0.49
1:D:203:LEU:HB2	1:D:379:LYS:O	2.13	0.49
1:D:383:LYS:HD3	1:D:383:LYS:N	2.27	0.49
1:D:453:GLU:O	1:D:457:ARG:CG	2.59	0.49
1:D:459:MET:HB3	1:D:460:LYS:NZ	2.27	0.49
1:D:578:PRO:O	1:D:579:ARG:C	2.50	0.49

Continued on next page...

Continued from previous page...

Atom-1	Atom-2	Interatomic distance (Å)	Clash overlap (Å)
1:D:719:LEU:HD12	1:D:720:THR:CB	2.43	0.49
1:D:735:GLY:HA2	1:D:750:PHE:H	1.77	0.49
1:D:765:PRO:HG2	1:D:766:PHE:CE1	2.48	0.49
1:D:854:ALA:C	1:D:855:VAL:HG23	2.33	0.49
2:E:183:GLU:CG	2:E:216:HIS:CD2	2.96	0.49
2:F:128:VAL:HG12	2:F:129:ASP:N	2.27	0.49
2:F:246:ARG:N	2:F:246:ARG:HD3	2.27	0.49
2:F:344:ARG:HA	2:F:347:LEU:CD1	2.39	0.49
2:F:466:MET:O	2:F:467:HIS:C	2.50	0.49
2:E:129:ASP:HB2	2:F:99:PHE:O	2.12	0.49
1:A:196:VAL:CB	1:A:401:TRP:CZ3	2.86	0.49
1:A:212:ALA:H	1:A:221:TYR:HA	1.78	0.49
1:A:215:ILE:O	1:A:216:SER:C	2.51	0.49
1:A:355:SER:O	1:A:407:PHE:CZ	2.66	0.49
1:A:616:GLU:C	1:A:725:PRO:HG3	2.33	0.49
1:A:732:TYR:CE1	1:A:755:LYS:CG	2.95	0.49
1:A:776:ASP:OD1	1:A:777:GLY:N	2.46	0.49
1:A:900:ALA:C	1:A:915:ALA:HB1	2.32	0.49
1:A:992:LEU:HD13	1:A:993:ARG:N	2.26	0.49
2:B:128:VAL:HG21	2:B:208:LEU:HD12	1.94	0.49
2:B:280:ASP:HB3	2:B:281:GLU:HB2	1.93	0.49
2:B:432:TYR:HA	2:B:437:ILE:HD12	1.95	0.49
2:B:450:ASN:HD22	2:B:452:LEU:CD2	2.22	0.49
2:B:67:GLU:HB3	2:B:70:LEU:CD1	2.43	0.49
1:D:1065:ALA:O	1:D:1073:PRO:CG	2.59	0.49
1:D:873:GLU:OE1	1:D:1200:PRO:HG3	2.13	0.49
1:D:177:ARG:CB	1:D:218:SER:HB3	2.26	0.49
1:D:374:ARG:CG	1:D:374:ARG:HH11	2.25	0.49
1:D:374:ARG:NE	1:D:392:LEU:HG	2.27	0.49
1:D:453:GLU:O	1:D:457:ARG:N	2.46	0.49
1:D:483:PRO:HG3	1:D:712:VAL:HG13	1.95	0.49
1:D:493:GLN:HG2	1:D:494:GLU:N	2.28	0.49
1:D:513:LEU:HB2	1:D:568:GLY:CA	2.32	0.49
1:D:515:ILE:HG12	1:D:568:GLY:O	2.13	0.49
1:D:564:GLN:O	1:D:565:HIS:C	2.51	0.49
1:D:656:TYR:CA	1:D:659:HIS:CE1	2.95	0.49
1:D:791:ALA:C	1:D:792:LEU:HD12	2.32	0.49
1:D:801:TRP:CH2	1:D:805:HIS:ND1	2.75	0.49
1:D:439:GLN:CG	1:D:835:GLY:HA3	2.40	0.49
1:D:950:ASN:OD1	1:D:953:ARG:HD2	2.13	0.49
1:D:959:GLN:HG2	1:D:983:GLN:NE2	2.27	0.49

Continued on next page...

Continued from previous page...

Atom-1	Atom-2	Interatomic distance (Å)	Clash overlap (Å)
2:E:325:ARG:HG2	2:E:330:ASN:N	2.27	0.49
2:E:113:GLU:HG3	2:E:378:LEU:CD1	2.42	0.49
2:F:354:PHE:CD2	2:F:354:PHE:O	2.66	0.49
2:F:385:LEU:CD2	2:F:402:LEU:HD23	2.42	0.49
2:F:432:TYR:HB3	2:F:437:ILE:CD1	2.41	0.49
1:A:233:TYR:O	1:A:234:SER:HB2	2.13	0.49
1:A:274:ASP:O	1:A:277:HIS:N	2.45	0.49
1:A:369:PRO:O	1:A:371:LYS:O	2.31	0.49
1:A:214:ALA:CA	1:A:401:TRP:HZ2	2.20	0.49
1:A:421:PRO:CG	1:A:422:VAL:H	2.26	0.49
1:A:438:ASN:C	1:A:440:ASN:N	2.64	0.49
1:A:548:CYS:O	1:A:552:LEU:HG	2.12	0.49
1:A:616:GLU:O	1:A:725:PRO:HD3	2.13	0.49
1:A:618:HIS:HB3	1:A:725:PRO:HB2	1.90	0.49
1:A:730:PRO:HG3	1:A:760:CYS:C	2.33	0.49
2:B:403:PHE:CD1	2:B:415:PRO:HD3	2.48	0.49
2:C:203:ARG:O	2:C:204:LEU:HB3	2.09	0.49
2:C:243:THR:CG2	2:C:247:THR:OG1	2.61	0.49
2:C:306:LEU:HG	2:C:335:VAL:CG2	2.43	0.49
2:C:351:TYR:CA	2:C:355:GLN:HB2	2.42	0.49
2:C:357:THR:HA	2:C:370:LYS:HZ3	1.73	0.49
2:C:389:ARG:NE	2:C:390:GLY:N	2.60	0.49
2:C:416:GLY:HA2	2:C:419:GLU:HB2	1.93	0.49
1:D:259:ARG:CA	1:D:259:ARG:NE	2.72	0.49
1:D:267:VAL:CG2	1:D:291:PHE:HE2	2.23	0.49
1:D:412:PRO:CG	1:D:413:LEU:N	2.76	0.49
1:D:455:LEU:O	1:D:459:MET:HB2	2.12	0.49
1:D:630:ASN:HD21	1:D:632:ALA:HB2	1.76	0.49
2:E:268:MET:SD	2:E:373:LYS:HD3	2.52	0.49
2:E:67:GLU:N	2:E:67:GLU:CD	2.67	0.49
2:E:67:GLU:CG	2:E:70:LEU:HD11	2.37	0.49
2:F:130:ALA:O	2:F:131:LEU:HD13	2.13	0.49
2:F:208:LEU:CD2	2:F:242:PHE:CE2	2.93	0.49
2:F:293:PHE:C	2:F:295:TRP:H	2.17	0.49
2:F:363:ARG:CZ	2:F:363:ARG:CB	2.90	0.49
1:D:546:ARG:NH2	2:F:408:GLU:OE2	2.45	0.49
2:F:435:MET:O	2:F:435:MET:SD	2.71	0.49
1:A:1024:ASP:HA	1:A:1026:ARG:CZ	2.43	0.49
1:A:1064:ILE:HD12	1:A:1064:ILE:N	2.27	0.49
1:A:301:ILE:CG2	1:A:302:SER:H	2.26	0.49
1:A:371:LYS:O	1:A:372:GLU:HG2	2.13	0.49

Continued on next page...

Continued from previous page...

Atom-1	Atom-2	Interatomic distance (Å)	Clash overlap (Å)
1:A:384:ASP:O	1:A:387:GLU:HG3	2.12	0.49
1:A:410:GLN:O	1:A:414:PHE:CE2	2.66	0.49
1:A:436:PRO:HB2	1:A:879:GLN:HE21	1.78	0.49
1:A:614:TYR:CE2	1:A:620:TRP:CE3	3.01	0.49
1:A:789:PRO:O	1:A:793:GLU:CG	2.61	0.49
1:A:848:GLY:C	1:A:849:THR:O	2.49	0.49
1:A:879:GLN:CB	1:A:1189:LEU:HD21	2.43	0.49
1:A:914:THR:OG1	1:A:999:ASP:CB	2.60	0.49
2:B:217:PRO:CB	2:B:232:GLY:H	2.26	0.49
2:C:336:LEU:HD23	2:C:337:SER:CA	2.43	0.49
2:C:375:HIS:CD2	2:C:377:CYS:HB2	2.47	0.49
2:C:407:LEU:C	2:C:407:LEU:CD2	2.81	0.49
2:C:70:LEU:HD13	2:C:70:LEU:C	2.33	0.49
1:D:1026:ARG:O	1:D:1029:GLN:HB2	2.13	0.49
1:D:1141:VAL:N	1:D:1146:ARG:NH2	2.57	0.49
1:D:1208:ARG:HH22	2:F:285:LYS:HD2	1.72	0.49
1:D:169:TRP:O	1:D:169:TRP:CG	2.66	0.49
1:D:406:VAL:O	1:D:410:GLN:HB2	2.12	0.49
1:D:297:MET:HG2	1:D:411:LEU:CD1	2.43	0.49
1:D:505:LYS:O	1:D:506:GLU:HB3	2.13	0.49
1:D:649:TYR:CE2	1:D:652:ILE:HG21	2.47	0.49
1:D:749:PHE:N	1:D:749:PHE:CD1	2.80	0.49
1:D:807:ARG:HH22	1:D:1061:LEU:HD12	1.78	0.49
1:D:279:ARG:CG	1:D:841:LEU:HB3	2.43	0.49
1:D:907:PHE:CD1	1:D:907:PHE:N	2.80	0.49
2:F:115:TRP:CD1	2:F:119:VAL:HG21	2.48	0.49
2:F:342:LEU:HB3	2:F:344:ARG:HD3	1.92	0.49
2:F:341:ASP:OD1	2:F:342:LEU:N	2.41	0.49
1:A:1024:ASP:O	1:A:1026:ARG:CD	2.61	0.48
1:A:1164:PHE:O	1:A:1168:LEU:HG	2.12	0.48
1:A:127:LEU:HD23	1:A:128:PRO:CD	2.37	0.48
1:A:175:TRP:HB2	1:A:184:ALA:N	2.27	0.48
1:A:201:VAL:HG22	1:A:208:CYS:C	2.33	0.48
1:A:214:ALA:HA	1:A:401:TRP:CH2	2.47	0.48
1:A:461:LYS:O	1:A:462:SER:C	2.52	0.48
1:A:564:GLN:CA	1:A:564:GLN:NE2	2.75	0.48
1:A:605:LEU:N	1:A:717:LEU:HD21	2.27	0.48
1:A:656:TYR:CD1	1:A:744:ILE:CD1	2.92	0.48
1:A:744:ILE:HG12	1:A:745:PRO:HD2	1.94	0.48
1:A:754:HIS:CE1	1:A:762:VAL:HA	2.48	0.48
2:B:205:PRO:CG	2:B:241:TRP:HE1	2.26	0.48

Continued on next page...

Continued from previous page...

Atom-1	Atom-2	Interatomic distance (Å)	Clash overlap (Å)
2:B:182:ARG:O	2:B:215:PHE:N	2.46	0.48
2:B:217:PRO:CB	2:B:231:ILE:HB	2.43	0.48
2:B:387:VAL:CG1	2:B:396:ARG:HB2	2.43	0.48
2:B:81:GLY:CA	2:B:86:LEU:HD11	2.44	0.48
2:C:145:PHE:O	2:C:146:ARG:CG	2.61	0.48
2:C:127:PRO:CD	2:C:209:ALA:C	2.76	0.48
2:C:243:THR:N	2:C:334:CYS:H	2.11	0.48
2:C:325:ARG:NH1	2:C:325:ARG:CG	2.70	0.48
1:A:549:LEU:CD1	2:C:401:GLY:HA3	2.43	0.48
1:D:306:SER:HB2	1:D:1058:PHE:CZ	2.48	0.48
1:D:1069:ILE:CG2	1:D:1070:PRO:N	2.74	0.48
1:D:113:TRP:HZ3	1:D:116:PRO:HD2	1.76	0.48
1:D:192:GLU:OE2	1:D:258:GLN:NE2	2.46	0.48
1:D:281:GLN:HA	1:D:284:ILE:HD11	1.95	0.48
1:D:301:ILE:HG22	1:D:302:SER:N	2.28	0.48
1:D:768:LYS:H	1:D:772:PRO:HD3	1.77	0.48
1:D:920:THR:OG1	1:D:921:LEU:HD12	2.13	0.48
2:E:407:LEU:CA	2:E:411:ILE:O	2.61	0.48
2:F:127:PRO:CD	2:F:210:GLN:CB	2.72	0.48
2:F:88:ARG:CZ	2:F:88:ARG:HB3	2.42	0.48
1:A:1016:GLU:OE2	1:A:1022:LEU:HD21	2.14	0.48
1:A:1156:THR:O	1:A:1160:THR:OG1	2.31	0.48
1:A:659:HIS:CD2	1:A:720:THR:HG22	2.48	0.48
1:A:789:PRO:HA	1:A:792:LEU:CD1	2.38	0.48
1:A:853:ARG:NH2	1:A:1105:ALA:HB1	2.28	0.48
1:A:916:PHE:CD1	1:A:919:MET:CB	2.96	0.48
1:A:967:MET:CG	1:A:978:ALA:HB2	2.43	0.48
2:B:234:LYS:CG	2:B:341:ASP:OD2	2.61	0.48
2:C:203:ARG:HG2	2:C:325:ARG:NE	2.28	0.48
2:C:251:TRP:HE3	2:C:254:PHE:HB3	1.78	0.48
2:C:357:THR:O	2:C:359:ASN:N	2.43	0.48
2:C:385:LEU:O	2:C:416:GLY:CA	2.54	0.48
1:D:887:VAL:CG2	1:D:1146:ARG:NH1	2.76	0.48
1:D:1212:ILE:HD12	1:D:1213:PRO:HD3	1.94	0.48
1:D:192:GLU:CD	1:D:258:GLN:NE2	2.66	0.48
1:D:274:ASP:O	1:D:278:ILE:HG12	2.13	0.48
1:D:549:LEU:N	1:D:551:LYS:CD	2.75	0.48
1:D:592:LEU:H	1:D:592:LEU:HD12	1.77	0.48
1:D:712:VAL:O	1:D:712:VAL:HG12	2.13	0.48
1:D:849:THR:CG2	1:D:851:THR:HB	2.43	0.48
1:D:987:ALA:O	1:D:991:GLY:CA	2.61	0.48

Continued on next page...

Continued from previous page...

Atom-1	Atom-2	Interatomic distance (Å)	Clash overlap (Å)
2:E:306:LEU:HB2	2:E:335:VAL:CG1	2.43	0.48
2:F:125:VAL:CG2	2:F:208:LEU:CA	2.75	0.48
2:F:264:ARG:HA	2:F:270:PRO:CB	2.43	0.48
2:F:308:ASP:OD2	2:F:334:CYS:HA	2.12	0.48
2:F:395:LEU:CB	2:F:443:VAL:CG2	2.86	0.48
1:A:1027:LYS:O	1:A:1031:GLU:HB2	2.13	0.48
1:A:1198:LYS:HG3	1:A:1204:THR:HG23	1.89	0.48
1:A:1200:PRO:O	1:A:1201:SER:C	2.51	0.48
1:A:347:TRP:O	1:A:348:LEU:O	2.31	0.48
1:A:422:VAL:O	1:A:423:THR:C	2.49	0.48
1:A:449:GLN:CA	1:A:452:TYR:CE1	2.95	0.48
1:A:610:PHE:HB3	1:A:671:GLN:OE1	2.13	0.48
1:A:788:GLY:HA2	1:A:791:ALA:CB	2.43	0.48
1:A:866:ARG:HB3	1:A:867:PRO:CD	2.35	0.48
1:A:907:PHE:O	1:A:908:ALA:HB3	2.14	0.48
2:B:234:LYS:HB3	2:B:341:ASP:OD2	2.14	0.48
2:B:259:ARG:HD2	2:B:262:TRP:CG	2.49	0.48
2:B:236:GLU:CG	2:B:341:ASP:CB	2.91	0.48
2:B:391:PRO:HD2	2:B:392:THR:H	1.78	0.48
2:B:400:GLN:NE2	2:B:417:TYR:CB	2.77	0.48
2:B:87:SER:O	2:B:89:ASP:N	2.46	0.48
2:C:342:LEU:O	2:C:342:LEU:HD23	2.13	0.48
2:C:371:VAL:CG2	2:C:433:ASP:O	2.62	0.48
2:C:395:LEU:HD21	2:C:443:VAL:C	2.34	0.48
1:A:556:THR:HG23	2:C:452:LEU:CD2	2.43	0.48
1:A:560:PRO:CG	2:C:452:LEU:HD21	2.43	0.48
2:C:454:HIS:CA	2:C:466:MET:O	2.61	0.48
1:D:1003:TRP:CH2	1:D:1101:VAL:HG22	2.48	0.48
1:D:1141:VAL:O	1:D:1142:ARG:C	2.52	0.48
1:D:1155:ILE:O	1:D:1156:THR:C	2.52	0.48
1:D:423:THR:HG22	1:D:424:LEU:HD23	1.95	0.48
1:D:432:VAL:O	1:D:433:SER:O	2.31	0.48
1:D:484:TRP:NE1	1:D:488:LEU:HD11	2.28	0.48
1:D:791:ALA:O	1:D:795:ASN:ND2	2.38	0.48
1:D:993:ARG:HD3	1:D:993:ARG:C	2.34	0.48
2:F:257:ARG:O	2:F:261:GLN:OE1	2.31	0.48
2:F:289:LEU:O	2:F:299:LEU:O	2.32	0.48
2:F:335:VAL:HG13	2:F:335:VAL:O	2.13	0.48
1:A:1029:GLN:H	1:A:1029:GLN:HG3	1.16	0.48
1:A:1196:ASP:OD2	1:A:1197:CYS:N	2.46	0.48
1:A:1219:ASP:C	1:A:1220:ILE:HD12	2.34	0.48

Continued on next page...

Continued from previous page...

Atom-1	Atom-2	Interatomic distance (Å)	Clash overlap (Å)
1:A:235:TRP:HD1	1:A:236:THR:HG1	1.61	0.48
1:A:275:ARG:O	1:A:278:ILE:HB	2.14	0.48
1:A:301:ILE:O	1:A:1024:ASP:OD2	2.32	0.48
1:A:309:ARG:C	1:A:313:ILE:HG23	2.31	0.48
1:A:393:MET:CE	1:A:396:CYS:SG	3.02	0.48
1:A:490:TRP:CA	1:A:580:LEU:HB2	2.41	0.48
1:A:596:MET:O	1:A:597:ARG:C	2.51	0.48
1:A:638:THR:HG23	1:A:642:SER:HG	1.75	0.48
1:A:793:GLU:O	1:A:797:MET:HG3	2.13	0.48
1:A:863:SER:O	1:A:875:LYS:HD2	2.14	0.48
1:A:930:ASP:OD2	1:A:930:ASP:O	2.32	0.48
1:A:960:PRO:HD2	1:A:961:PHE:CD1	2.48	0.48
1:A:992:LEU:HB2	1:A:997:LEU:CB	2.43	0.48
2:B:200:VAL:HB	2:B:203:ARG:HG2	1.95	0.48
2:B:309:HIS:CB	2:B:312:LEU:HB2	2.43	0.48
2:B:418:LEU:O	2:B:419:GLU:C	2.50	0.48
2:B:419:GLU:HA	2:C:203:ARG:HD2	1.95	0.48
2:C:99:PHE:HB2	2:C:103:GLY:HA3	1.95	0.48
1:D:1008:LEU:C	1:D:1011:PRO:CD	2.79	0.48
1:D:110:HIS:O	1:D:112:LEU:HD12	2.13	0.48
1:D:1191:LYS:HA	1:D:1191:LYS:HE2	1.95	0.48
1:D:376:LEU:HD12	1:D:379:LYS:NZ	2.28	0.48
1:D:407:PHE:CE1	1:D:411:LEU:HD11	2.49	0.48
1:D:473:LEU:HA	2:F:461:THR:CG2	2.44	0.48
1:D:512:LYS:HE2	1:D:514:PRO:HD3	1.95	0.48
1:D:623:LEU:H	1:D:623:LEU:HD23	1.78	0.48
2:E:456:ARG:CA	2:E:462:MET:O	2.57	0.48
2:E:471:LEU:HA	2:E:474:PHE:HB3	1.95	0.48
2:E:69:LEU:O	2:E:70:LEU:C	2.50	0.48
2:F:196:CYS:O	2:F:199:LEU:CB	2.61	0.48
2:F:254:PHE:HA	2:F:257:ARG:CD	2.43	0.48
2:F:371:VAL:CG2	2:F:433:ASP:HB3	2.43	0.48
2:F:459:ASP:C	2:F:460:THR:HG22	2.34	0.48
2:F:471:LEU:CA	2:F:474:PHE:HB3	2.42	0.48
1:A:1026:ARG:HG2	1:A:1029:GLN:CD	2.33	0.48
1:A:278:ILE:O	1:A:278:ILE:HG22	2.14	0.48
1:A:389:PHE:CG	1:A:390:GLN:N	2.82	0.48
1:A:421:PRO:HG2	1:A:422:VAL:CG2	2.43	0.48
1:A:570:PRO:HG2	1:A:571:GLY:H	1.78	0.48
2:B:134:LYS:NZ	2:B:137:PRO:HD2	2.29	0.48
2:B:277:ASP:HA	2:B:287:ASN:OD1	2.12	0.48

Continued on next page...

Continued from previous page...

Atom-1	Atom-2	Interatomic distance (Å)	Clash overlap (Å)
2:C:248:SER:OG	2:C:249:ASN:N	2.46	0.48
2:C:306:LEU:HG	2:C:335:VAL:HG21	1.94	0.48
2:C:346:MET:O	2:C:350:LEU:CD1	2.62	0.48
2:C:399:CYS:SG	2:C:417:TYR:CG	3.07	0.48
1:A:549:LEU:HD11	2:C:401:GLY:HA3	1.94	0.48
2:C:440:THR:O	2:C:457:SER:CB	2.61	0.48
1:D:1015:THR:HG21	1:D:1026:ARG:HB3	1.95	0.48
1:D:347:TRP:CZ2	1:D:1030:ARG:NH1	2.82	0.48
1:D:1060:LYS:O	1:D:1063:SER:O	2.31	0.48
1:D:1133:ILE:HB	1:D:1136:GLU:CB	2.12	0.48
1:D:1131:ILE:HD11	1:D:1138:ARG:O	2.13	0.48
1:D:248:GLU:OE1	1:D:250:PRO:HD2	2.12	0.48
1:D:277:HIS:HB3	1:D:291:PHE:CZ	2.48	0.48
1:D:547:ALA:CA	1:D:551:LYS:CE	2.88	0.48
1:D:634:LEU:HD22	1:D:635:PRO:CD	2.34	0.48
1:D:776:ASP:CA	1:D:796:LYS:NZ	2.76	0.48
1:D:920:THR:CG2	1:D:922:GLN:CD	2.82	0.48
1:D:946:ALA:CA	1:D:949:PHE:CE2	2.83	0.48
2:E:267:ALA:O	2:E:270:PRO:HD3	2.13	0.48
2:E:380:PRO:CA	2:E:438:LEU:CD1	2.92	0.48
2:E:382:LYS:O	2:E:383:VAL:HG23	2.13	0.48
2:E:386:ASP:O	2:E:387:VAL:HG13	2.14	0.48
2:E:448:LEU:O	2:E:449:GLU:C	2.52	0.48
2:F:127:PRO:HG2	2:F:128:VAL:N	2.28	0.48
2:E:101:PRO:HG3	2:F:128:VAL:CG2	2.43	0.48
2:F:241:TRP:CB	2:F:336:LEU:CD1	2.59	0.48
2:F:360:SER:HA	2:F:363:ARG:CG	2.44	0.48
2:F:415:PRO:CB	2:F:417:TYR:CE2	2.91	0.48
2:F:265:LYS:HG3	2:F:485:VAL:HG11	1.95	0.48
2:F:86:LEU:O	2:F:91:LEU:HB2	2.13	0.48
1:A:996:ARG:CZ	1:A:1003:TRP:CB	2.87	0.48
1:A:1006:ARG:HH11	1:A:1006:ARG:HA	1.62	0.48
1:A:176:THR:O	1:A:220:TRP:CZ3	2.66	0.48
1:A:267:VAL:HG12	1:A:269:HIS:CE1	2.49	0.48
1:A:269:HIS:O	1:A:294:THR:N	2.45	0.48
1:A:274:ASP:C	1:A:276:ALA:H	2.12	0.48
1:A:214:ALA:N	1:A:401:TRP:CZ2	2.82	0.48
1:A:400:VAL:C	1:A:403:THR:HG23	2.33	0.48
1:A:556:THR:O	1:A:559:LEU:HB3	2.13	0.48
1:A:640:LEU:N	1:A:640:LEU:CD2	2.64	0.48
1:A:783:PRO:HG2	2:C:363:ARG:HD2	1.96	0.48

Continued on next page...

Continued from previous page...

Atom-1	Atom-2	Interatomic distance (Å)	Clash overlap (Å)
1:A:914:THR:N	1:A:918:TRP:HB2	2.29	0.48
2:B:116:THR:O	2:B:121:PHE:CD2	2.63	0.48
2:B:80:SER:N	2:B:100:GLY:HA3	2.29	0.48
2:B:90:SER:CA	2:B:93:SER:OG	2.59	0.48
2:C:127:PRO:CD	2:C:210:GLN:CB	2.78	0.48
2:C:131:LEU:O	2:C:182:ARG:HD3	2.13	0.48
2:C:375:HIS:HB3	2:C:378:LEU:HD22	1.94	0.48
2:C:90:SER:HA	2:C:93:SER:OG	2.13	0.48
1:D:869:ARG:CA	1:D:1200:PRO:CB	2.91	0.48
1:D:1208:ARG:NH1	2:F:285:LYS:CD	2.57	0.48
1:D:1193:VAL:CG2	1:D:1215:GLY:H	2.26	0.48
1:D:253:ALA:O	1:D:254:SER:CB	2.60	0.48
1:D:375:GLU:O	1:D:379:LYS:CG	2.55	0.48
1:D:410:GLN:O	1:D:414:PHE:HD2	1.97	0.48
1:D:439:GLN:C	1:D:441:TRP:N	2.66	0.48
1:D:604:ALA:CA	1:D:613:HIS:HE1	2.11	0.48
1:D:829:PRO:O	1:D:829:PRO:HD2	2.14	0.48
2:E:191:GLU:HG3	2:E:192:HIS:CD2	2.49	0.48
2:E:346:MET:SD	2:E:346:MET:C	2.91	0.48
2:E:347:LEU:C	2:E:350:LEU:HB3	2.34	0.48
2:E:407:LEU:C	2:E:409:ASN:N	2.67	0.48
2:E:429:TYR:C	2:E:431:LYS:N	2.64	0.48
2:F:126:PHE:C	2:F:128:VAL:N	2.59	0.48
2:F:146:ARG:HB2	2:F:228:VAL:HG11	1.95	0.48
2:F:266:PHE:HB2	2:F:349:TYR:OH	2.14	0.48
2:F:414:TRP:N	2:F:415:PRO:HD2	2.28	0.48
1:A:106:HIS:O	1:A:113:TRP:NE1	2.32	0.48
1:A:1157:ASN:HB3	1:A:1161:ARG:NH1	2.28	0.48
1:A:128:PRO:N	1:A:129:PRO:CD	2.76	0.48
1:A:165:LYS:CG	1:A:178:TYR:HB2	2.44	0.48
1:A:358:LEU:N	1:A:358:LEU:HD23	2.28	0.48
1:A:414:PHE:CA	1:A:417:ARG:HB2	2.44	0.48
1:A:954:ILE:HG22	1:A:955:TYR:N	2.28	0.48
2:B:110:LEU:O	2:B:111:ALA:C	2.52	0.48
2:B:245:PRO:O	2:B:248:SER:HB3	2.14	0.48
2:B:336:LEU:HG	2:B:337:SER:H	1.79	0.48
2:C:193:TYR:OH	2:C:333:PRO:HG3	2.13	0.48
2:C:239:LEU:CA	2:C:338:VAL:HG12	2.41	0.48
1:D:102:ARG:O	1:D:106:HIS:HD2	1.96	0.48
1:D:1133:ILE:HG22	1:D:1134:HIS:HD2	1.79	0.48
1:D:1159:LEU:O	1:D:1162:CYS:HB2	2.14	0.48

Continued on next page...

Continued from previous page...

Atom-1	Atom-2	Interatomic distance (Å)	Clash overlap (Å)
1:D:868:ASP:OD1	1:D:1199:THR:HB	2.14	0.48
1:D:1222:GLN:O	1:D:1226:LEU:CD2	2.55	0.48
1:D:168:ALA:O	1:D:169:TRP:C	2.52	0.48
1:D:316:LYS:HZ1	1:D:348:LEU:HD23	1.76	0.48
1:D:779:LEU:HD22	1:D:780:GLN:HA	1.94	0.48
1:D:829:PRO:O	1:D:830:ASP:OD2	2.32	0.48
1:D:860:LEU:CD2	1:D:1133:ILE:HD12	2.44	0.48
1:D:923:GLY:O	1:D:931:LEU:HD11	2.12	0.48
2:E:203:ARG:CZ	2:F:418:LEU:HD13	2.43	0.48
2:E:243:THR:CG2	2:E:248:SER:HA	2.44	0.48
2:E:247:THR:HG23	2:E:250:GLN:HG3	1.96	0.48
2:E:294:PRO:HD2	2:E:351:TYR:CD2	2.49	0.48
2:E:389:ARG:NH2	2:E:391:PRO:C	2.67	0.48
2:F:190:LEU:O	2:F:193:TYR:CB	2.49	0.48
2:F:347:LEU:N	2:F:347:LEU:CD1	2.77	0.48
2:E:120:VAL:HG22	2:F:407:LEU:CD2	2.43	0.48
1:A:1144:GLU:HG3	1:A:1145:ASP:OD1	2.14	0.48
1:A:1224:ILE:HD12	1:A:1224:ILE:C	2.33	0.48
1:A:287:SER:O	1:A:288:ARG:NE	2.47	0.48
1:A:377:PHE:O	1:A:378:VAL:CB	2.61	0.48
1:A:423:THR:O	1:A:427:MET:HG2	2.13	0.48
1:A:547:ALA:HA	1:A:550:GLN:OE1	2.14	0.48
1:A:626:GLY:O	1:A:627:ARG:HB3	2.13	0.48
1:A:727:ASP:O	1:A:728:THR:OG1	2.31	0.48
1:A:795:ASN:ND2	1:A:796:LYS:HG3	2.28	0.48
1:A:79:LEU:HB3	1:A:83:LEU:HD21	1.96	0.48
1:A:822:PRO:O	1:A:823:ARG:HB3	2.14	0.48
1:A:867:PRO:HG2	1:A:1067:SER:OG	2.12	0.48
2:B:285:LYS:O	2:B:305:ASN:HB2	2.13	0.48
2:C:246:ARG:C	2:C:248:SER:N	2.59	0.48
2:C:190:LEU:CB	2:C:314:MET:HE1	2.44	0.48
2:C:327:GLY:O	2:C:328:ARG:HB3	2.14	0.48
2:C:397:GLN:O	2:C:399:CYS:N	2.46	0.48
2:C:419:GLU:CG	2:C:432:TYR:OH	2.61	0.48
2:C:435:MET:CE	2:C:435:MET:CA	2.84	0.48
2:C:70:LEU:O	2:C:73:CYS:HB2	2.14	0.48
1:D:1005:VAL:HG23	1:D:1006:ARG:N	2.28	0.48
1:D:1058:PHE:CD2	1:D:1059:ASN:N	2.82	0.48
1:D:293:ASP:C	1:D:296:SER:HB3	2.34	0.48
1:D:297:MET:HG2	1:D:411:LEU:HD13	1.96	0.48
1:D:520:ALA:N	1:D:521:PRO:HD3	2.28	0.48

Continued on next page...

Continued from previous page...

Atom-1	Atom-2	Interatomic distance (Å)	Clash overlap (Å)
1:D:575:LYS:HG2	1:D:581:ASP:O	2.14	0.48
1:D:624:VAL:C	1:D:745:PRO:O	2.52	0.48
1:D:630:ASN:C	1:D:630:ASN:ND2	2.67	0.48
1:D:633:LYS:HD3	1:D:638:THR:HG21	1.92	0.48
1:D:886:LEU:HA	1:D:1146:ARG:NH2	2.28	0.48
2:E:105:GLU:O	2:E:109:ASN:OD1	2.31	0.48
2:E:120:VAL:HG12	2:E:121:PHE:HD1	1.79	0.48
2:E:194:VAL:CG1	2:E:195:ASN:H	2.26	0.48
2:E:203:ARG:NH2	2:F:418:LEU:HD11	2.29	0.48
2:E:332:VAL:N	2:E:333:PRO:CD	2.76	0.48
2:F:239:LEU:HB3	2:F:338:VAL:HG13	1.96	0.48
2:F:245:PRO:C	2:F:248:SER:HB2	2.32	0.48
2:F:353:SER:OG	2:F:354:PHE:N	2.47	0.48
2:F:351:TYR:O	2:F:355:GLN:HB2	2.10	0.48
2:F:375:HIS:CD2	2:F:377:CYS:HB2	2.49	0.48
2:F:416:GLY:HA2	2:F:419:GLU:HB2	1.95	0.48
2:F:88:ARG:CZ	2:F:88:ARG:CB	2.91	0.48
1:A:996:ARG:NH1	1:A:1000:GLU:O	2.25	0.48
1:A:1169:GLY:C	1:A:1170:LEU:HD12	2.34	0.48
1:A:304:LEU:HD23	1:A:1025:LEU:HD13	1.96	0.48
1:A:595:GLN:O	1:A:597:ARG:N	2.47	0.48
1:A:755:LYS:O	1:A:758:ASN:HA	2.14	0.48
1:A:807:ARG:C	1:A:810:SER:OG	2.53	0.48
1:A:879:GLN:HB2	1:A:1189:LEU:HD21	1.96	0.48
2:B:453:ILE:H	2:B:453:ILE:CD1	2.24	0.48
2:C:303:LEU:HD12	2:C:339:ASN:OD1	2.14	0.48
2:C:399:CYS:SG	2:C:417:TYR:CD2	3.07	0.48
2:C:456:ARG:CB	2:C:463:LYS:HB3	2.44	0.48
2:C:84:GLN:C	2:C:86:LEU:N	2.67	0.48
1:D:1207:GLU:C	1:D:1210:TYR:CD2	2.86	0.48
1:D:256:PRO:CG	1:D:281:GLN:HA	2.44	0.48
1:D:454:GLU:CA	1:D:457:ARG:HG3	2.43	0.48
1:D:671:GLN:CA	1:D:671:GLN:NE2	2.75	0.48
1:D:895:GLU:CD	1:D:895:GLU:C	2.73	0.48
1:D:900:ALA:O	1:D:915:ALA:CB	2.62	0.48
2:E:441:VAL:HG22	2:E:455:LEU:HB3	1.96	0.48
2:F:217:PRO:CB	2:F:219:PHE:CE1	2.90	0.48
2:F:290:TYR:CD1	2:F:299:LEU:HD22	2.49	0.48
2:F:243:THR:CA	2:F:334:CYS:HB2	2.44	0.48
2:F:372:LEU:HD11	2:F:436:SER:OG	2.11	0.48
2:F:387:VAL:HG11	2:F:396:ARG:HA	1.96	0.48

Continued on next page...

Continued from previous page...

Atom-1	Atom-2	Interatomic distance (Å)	Clash overlap (Å)
2:F:402:LEU:C	2:F:406:LEU:HD22	2.35	0.48
1:A:1054:GLU:O	1:A:1058:PHE:CD2	2.65	0.48
1:A:121:PRO:O	1:A:1175:GLN:NE2	2.35	0.48
1:A:210:THR:HB	1:A:224:CYS:SG	2.53	0.48
1:A:301:ILE:HD11	1:A:414:PHE:HB3	1.96	0.48
1:A:346:ASP:HB3	1:A:1040:LYS:HZ2	1.67	0.48
1:A:445:LEU:C	1:A:448:ALA:HB3	2.33	0.48
1:A:483:PRO:HB3	1:A:712:VAL:CG1	2.42	0.48
1:A:605:LEU:O	1:A:781:ALA:HB3	2.14	0.48
1:A:624:VAL:HG21	1:A:747:CYS:SG	2.54	0.48
1:A:658:LYS:O	1:A:660:CYS:N	2.47	0.48
1:A:764:SER:O	1:A:767:ALA:HB2	2.13	0.48
1:A:916:PHE:O	1:A:920:THR:CA	2.62	0.48
2:B:213:VAL:HA	2:B:235:THR:CA	2.43	0.48
2:B:313:HIS:O	2:B:316:PRO:CD	2.55	0.48
2:B:315:TYR:CB	2:B:322:LEU:HD11	2.44	0.48
2:B:450:ASN:ND2	2:B:452:LEU:HD23	2.24	0.48
2:B:437:ILE:O	2:B:458:ARG:CZ	2.62	0.48
2:B:74:GLN:HE21	2:B:77:HIS:CD2	2.32	0.48
2:C:306:LEU:H	2:C:335:VAL:HG21	1.77	0.48
2:C:74:GLN:CG	2:C:75:ARG:N	2.76	0.48
2:C:78:PHE:CD2	2:C:79:LEU:CD2	2.97	0.48
1:D:1002:GLU:HG2	1:D:1003:TRP:H	1.79	0.48
1:D:101:ARG:O	1:D:102:ARG:C	2.52	0.48
1:D:1198:LYS:CA	1:D:1204:THR:CB	2.85	0.48
1:D:195:LEU:HD21	1:D:217:PRO:HD2	1.96	0.48
1:D:195:LEU:H	1:D:265:LEU:CG	2.27	0.48
1:D:242:ALA:CB	1:D:245:ILE:CG2	2.92	0.48
1:D:282:TYR:CD2	1:D:432:VAL:O	2.66	0.48
1:D:282:TYR:CE2	1:D:432:VAL:CA	2.93	0.48
1:D:282:TYR:O	1:D:285:GLN:HG2	2.12	0.48
1:D:450:GLY:O	1:D:454:GLU:HG3	2.14	0.48
1:D:456:GLN:O	1:D:460:LYS:CD	2.62	0.48
1:D:484:TRP:NE1	1:D:488:LEU:CD1	2.77	0.48
1:D:607:TRP:O	1:D:608:ASP:CG	2.51	0.48
1:D:741:ASP:OD1	1:D:741:ASP:N	2.47	0.48
1:D:743:ASP:HB2	1:D:744:ILE:CD1	2.43	0.48
1:D:73:PRO:HG2	1:D:90:GLN:HG2	1.90	0.48
2:E:131:LEU:HD23	2:E:132:HIS:H	1.79	0.48
2:E:297:LYS:O	2:E:298:GLU:CB	2.62	0.48
2:F:183:GLU:HA	2:F:183:GLU:OE2	2.14	0.48

Continued on next page...

Continued from previous page...

Atom-1	Atom-2	Interatomic distance (Å)	Clash overlap (Å)
2:F:243:THR:CB	2:F:334:CYS:HB2	2.44	0.48
2:F:368:HIS:CG	2:F:368:HIS:O	2.65	0.48
2:F:86:LEU:O	2:F:87:SER:C	2.51	0.48
1:A:1006:ARG:O	1:A:1010:LEU:HB2	2.14	0.47
1:A:313:ILE:HG13	1:A:314:ALA:H	1.79	0.47
1:A:463:LEU:HD22	1:A:464:MET:N	2.29	0.47
1:A:526:ASP:OD2	1:A:526:ASP:C	2.52	0.47
1:A:620:TRP:C	1:A:748:TRP:HB2	2.35	0.47
1:A:756:ASP:OD1	1:A:756:ASP:N	2.47	0.47
1:A:795:ASN:HD21	1:A:796:LYS:HG3	1.78	0.47
1:A:900:ALA:CA	1:A:915:ALA:CB	2.80	0.47
1:A:972:ARG:C	1:A:974:THR:N	2.66	0.47
2:B:196:CYS:O	2:B:197:LEU:C	2.53	0.47
2:B:261:GLN:O	2:B:261:GLN:CG	2.61	0.47
2:B:383:VAL:CG2	2:B:384:ALA:N	2.76	0.47
2:B:435:MET:O	2:B:436:SER:C	2.51	0.47
2:B:82:SER:H	2:B:85:GLN:HG3	1.78	0.47
2:C:384:ALA:HB2	2:C:437:ILE:CD1	2.38	0.47
1:D:1028:VAL:CG2	1:D:1096:ARG:CZ	2.89	0.47
1:D:1111:LEU:CD1	1:D:1111:LEU:H	2.27	0.47
1:D:301:ILE:CG2	1:D:302:SER:N	2.77	0.47
1:D:308:GLN:NE2	1:D:1027:LYS:HZ1	2.10	0.47
1:D:497:GLN:OE1	1:D:516:GLU:O	2.32	0.47
1:D:904:ASP:OD1	1:D:904:ASP:N	2.34	0.47
2:E:94:GLY:CA	2:E:234:LYS:HE2	2.43	0.47
2:E:270:PRO:CA	2:E:273:PHE:CD2	2.88	0.47
2:E:440:THR:HG22	2:E:441:VAL:N	2.29	0.47
2:E:448:LEU:CD2	2:E:448:LEU:C	2.82	0.47
2:E:86:LEU:CG	2:E:97:PRO:HD2	2.43	0.47
2:F:236:GLU:HB3	2:F:341:ASP:HB3	1.95	0.47
2:F:331:VAL:HG13	2:F:332:VAL:N	2.28	0.47
2:F:454:HIS:CA	2:F:466:MET:O	2.62	0.47
2:F:90:SER:O	2:F:93:SER:OG	2.27	0.47
1:A:1014:ARG:HB2	1:A:1026:ARG:NE	2.27	0.47
1:A:1136:GLU:N	1:A:1136:GLU:OE2	2.47	0.47
1:A:81:ARG:NH2	1:A:126:ARG:HA	2.29	0.47
1:A:226:GLN:CD	1:A:226:GLN:C	2.73	0.47
1:A:302:SER:HB2	1:A:351:SER:HB3	1.96	0.47
1:A:389:PHE:CB	1:A:393:MET:HG2	2.44	0.47
1:A:406:VAL:HG22	1:A:407:PHE:CD2	2.48	0.47
1:A:503:VAL:HG21	1:A:521:PRO:C	2.35	0.47

Continued on next page...

Continued from previous page...

Atom-1	Atom-2	Interatomic distance (Å)	Clash overlap (Å)
1:A:601:LYS:CE	1:A:616:GLU:OE2	2.61	0.47
1:A:774:MET:CA	1:A:777:GLY:HA3	2.32	0.47
1:A:869:ARG:N	1:A:872:SER:HB2	2.28	0.47
2:B:72:ILE:C	2:B:75:ARG:HG3	2.33	0.47
2:C:375:HIS:HD2	2:C:377:CYS:HB2	1.78	0.47
1:A:484:TRP:HH2	2:C:461:THR:O	1.97	0.47
1:D:1008:LEU:CD2	1:D:1008:LEU:C	2.82	0.47
1:D:1044:VAL:O	1:D:1047:ARG:CB	2.62	0.47
1:D:1122:GLU:O	1:D:1123:PHE:CB	2.63	0.47
1:D:78:MET:HB2	1:D:1175:GLN:HB3	1.96	0.47
1:D:877:MET:HE1	1:D:1203:PRO:HA	1.96	0.47
1:D:1221:TYR:CA	1:D:1224:ILE:CG2	2.73	0.47
1:D:257:THR:O	1:D:258:GLN:C	2.53	0.47
1:D:293:ASP:HB3	1:D:296:SER:CB	2.42	0.47
1:D:357:ALA:O	1:D:359:VAL:N	2.47	0.47
1:D:389:PHE:HD1	1:D:389:PHE:C	2.16	0.47
1:D:420:HIS:ND1	1:D:421:PRO:CD	2.47	0.47
1:D:451:THR:O	1:D:454:GLU:HB2	2.13	0.47
1:D:459:MET:CB	1:D:460:LYS:NZ	2.77	0.47
1:D:485:LEU:HD12	1:D:489:GLU:CD	2.34	0.47
1:D:486:TRP:CZ3	1:D:598:VAL:CG2	2.97	0.47
1:D:607:TRP:HA	1:D:607:TRP:HE3	1.80	0.47
1:D:771:LEU:O	1:D:775:GLU:N	2.47	0.47
1:D:774:MET:HB3	1:D:779:LEU:CD1	2.44	0.47
1:D:992:LEU:O	1:D:996:ARG:CZ	2.62	0.47
2:E:389:ARG:HH21	2:E:390:GLY:C	2.17	0.47
2:E:431:LYS:CG	2:E:432:TYR:H	2.27	0.47
2:F:219:PHE:O	2:F:220:ASP:O	2.31	0.47
2:F:311:LEU:CD2	2:F:311:LEU:H	2.26	0.47
2:F:193:TYR:CZ	2:F:333:PRO:HG3	2.49	0.47
2:F:99:PHE:N	2:F:99:PHE:CD2	2.82	0.47
1:A:1016:GLU:N	1:A:1016:GLU:OE2	2.46	0.47
1:A:141:LEU:O	1:A:144:GLN:CB	2.63	0.47
1:A:373:PRO:HD2	1:A:374:ARG:HG2	1.94	0.47
1:A:372:GLU:C	1:A:374:ARG:O	2.52	0.47
1:A:374:ARG:C	1:A:376:LEU:H	2.17	0.47
1:A:383:LYS:O	1:A:386:ARG:NH1	2.48	0.47
1:A:462:SER:O	1:A:463:LEU:C	2.52	0.47
1:A:503:VAL:CG2	1:A:521:PRO:CA	2.82	0.47
1:A:587:PRO:O	1:A:588:GLY:O	2.31	0.47
1:A:596:MET:HB3	1:A:596:MET:HE2	1.59	0.47

Continued on next page...

Continued from previous page...

Atom-1	Atom-2	Interatomic distance (Å)	Clash overlap (Å)
1:A:670:PRO:HA	1:A:673:ALA:CB	2.44	0.47
1:A:753:PRO:HD2	1:A:770:PHE:CD2	2.49	0.47
1:A:275:ARG:HG2	1:A:843:GLN:HB2	1.95	0.47
1:A:958:GLY:HA2	1:A:986:TYR:CZ	2.49	0.47
2:B:305:ASN:C	2:B:307:GLY:H	2.17	0.47
2:B:386:ASP:OD1	2:B:387:VAL:HG22	2.14	0.47
2:B:469:SER:OG	2:B:470:LYS:N	2.46	0.47
2:C:239:LEU:C	2:C:338:VAL:CG1	2.82	0.47
2:C:364:LYS:N	2:C:364:LYS:CD	2.76	0.47
2:C:388:GLY:O	2:C:444:THR:CA	2.54	0.47
1:D:1026:ARG:O	1:D:1026:ARG:HG2	2.14	0.47
1:D:1040:LYS:HA	1:D:1040:LYS:HE3	1.97	0.47
1:D:162:LEU:HD12	1:D:162:LEU:C	2.34	0.47
1:D:172:ALA:O	1:D:173:GLU:CB	2.62	0.47
1:D:275:ARG:HH11	1:D:843:GLN:CG	2.20	0.47
1:D:384:ASP:N	1:D:384:ASP:OD1	2.42	0.47
1:D:459:MET:CA	1:D:460:LYS:HZ1	2.23	0.47
1:D:550:GLN:H	1:D:551:LYS:CE	2.21	0.47
1:D:633:LYS:HB3	1:D:638:THR:CB	2.44	0.47
1:D:656:TYR:HD1	1:D:744:ILE:CD1	2.24	0.47
1:D:247:LEU:HA	1:D:815:TRP:HB2	1.97	0.47
1:D:900:ALA:O	1:D:915:ALA:HB2	2.14	0.47
1:D:923:GLY:HA2	1:D:931:LEU:CD1	2.44	0.47
1:D:97:GLU:C	1:D:101:ARG:HG3	2.35	0.47
2:E:108:LYS:HG3	2:E:109:ASN:N	2.29	0.47
2:E:186:LEU:O	2:E:187:HIS:C	2.51	0.47
2:E:289:LEU:O	2:E:290:TYR:CG	2.68	0.47
2:E:425:LEU:C	2:E:428:LEU:HD11	2.34	0.47
2:F:200:VAL:CG1	2:F:204:LEU:HD22	2.43	0.47
2:F:300:ILE:CG2	2:F:301:GLU:HG3	2.31	0.47
2:F:82:SER:O	2:F:83:LYS:HB2	2.12	0.47
1:A:1137:VAL:HG12	1:A:1139:TYR:CZ	2.48	0.47
1:A:885:THR:CA	1:A:1146:ARG:HE	2.23	0.47
1:A:420:HIS:O	1:A:424:LEU:HD11	2.14	0.47
1:A:441:TRP:CE3	1:A:445:LEU:CD1	2.96	0.47
1:A:468:ASN:O	1:A:469:ASP:C	2.52	0.47
1:A:664:GLY:HA2	1:A:667:GLN:NE2	2.28	0.47
1:A:792:LEU:C	1:A:796:LYS:HD3	2.35	0.47
1:A:914:THR:HA	1:A:918:TRP:CB	2.29	0.47
1:A:951:TYR:O	1:A:955:TYR:CD1	2.67	0.47
2:B:336:LEU:HD23	2:B:337:SER:N	2.29	0.47

Continued on next page...

Continued from previous page...

Atom-1	Atom-2	Interatomic distance (Å)	Clash overlap (Å)
2:C:193:TYR:CD1	2:C:242:PHE:CE2	3.02	0.47
2:C:291:TYR:CG	2:C:348:ALA:HB1	2.50	0.47
2:C:314:MET:O	2:C:316:PRO:HD3	2.14	0.47
2:C:342:LEU:HD23	2:C:342:LEU:C	2.35	0.47
2:C:371:VAL:HG13	2:C:372:LEU:O	2.14	0.47
2:C:405:GLU:OE1	2:C:405:GLU:C	2.53	0.47
2:C:428:LEU:HB3	2:C:432:TYR:CE1	2.50	0.47
2:C:455:LEU:CB	2:C:456:ARG:HE	2.26	0.47
2:C:456:ARG:HG3	2:C:463:LYS:HB3	1.96	0.47
2:C:59:ALA:O	2:C:62:SER:OG	2.28	0.47
1:D:1209:ARG:HD2	2:F:249:ASN:CA	2.45	0.47
1:D:164:PRO:CD	1:D:165:LYS:N	2.73	0.47
1:D:197:PHE:CD1	1:D:213:VAL:O	2.67	0.47
1:D:273:PHE:O	1:D:276:ALA:HB3	2.14	0.47
1:D:306:SER:HB2	1:D:1058:PHE:CE2	2.49	0.47
1:D:312:TRP:HB3	1:D:316:LYS:CD	2.44	0.47
1:D:348:LEU:CD2	1:D:350:ILE:CG1	2.85	0.47
1:D:891:VAL:CG2	1:D:891:VAL:O	2.62	0.47
2:E:193:TYR:O	2:E:197:LEU:HB2	2.14	0.47
2:E:322:LEU:HB3	2:E:332:VAL:HG13	1.96	0.47
2:E:382:LYS:HE2	2:E:412:SER:C	2.23	0.47
2:E:468:ILE:O	2:E:469:SER:OG	2.25	0.47
2:F:219:PHE:HE2	2:F:228:VAL:C	2.17	0.47
2:F:219:PHE:O	2:F:220:ASP:C	2.50	0.47
2:F:344:ARG:HG2	2:F:347:LEU:HD22	1.96	0.47
2:F:351:TYR:HD1	2:F:355:GLN:HA	1.78	0.47
2:F:365:LYS:HB3	2:F:367:LEU:HD21	1.96	0.47
1:D:472:GLN:CB	2:F:460:THR:O	2.56	0.47
1:A:1056:GLU:HG3	1:A:1059:ASN:HD21	1.79	0.47
1:A:1154:GLN:HE21	1:A:1220:ILE:HG13	1.77	0.47
1:A:420:HIS:O	1:A:424:LEU:CD1	2.62	0.47
1:A:454:GLU:C	1:A:458:GLU:HG3	2.34	0.47
1:A:741:ASP:OD2	1:A:742:VAL:HG23	2.14	0.47
1:A:801:TRP:O	1:A:802:ARG:C	2.50	0.47
1:A:907:PHE:CZ	1:A:1001:GLY:HA3	2.50	0.47
2:B:289:LEU:HB2	2:B:301:GLU:H	1.80	0.47
2:B:338:VAL:O	2:B:338:VAL:HG12	2.14	0.47
2:B:379:ALA:HB3	2:B:438:LEU:HD11	1.96	0.47
2:B:475:LEU:O	2:B:476:ILE:C	2.51	0.47
2:C:120:VAL:CG2	2:C:121:PHE:H	2.28	0.47
2:C:290:TYR:HD1	2:C:299:LEU:HA	1.80	0.47

Continued on next page...

Continued from previous page...

Atom-1	Atom-2	Interatomic distance (Å)	Clash overlap (Å)
1:A:784:GLY:CA	2:C:363:ARG:HD3	2.44	0.47
2:C:403:PHE:CD2	2:C:407:LEU:HB2	2.50	0.47
2:C:403:PHE:O	2:C:406:LEU:HB2	2.14	0.47
1:D:1041:TRP:CD1	1:D:1044:VAL:HG11	2.50	0.47
1:D:1132:SER:O	1:D:1132:SER:OG	2.33	0.47
1:D:1208:ARG:CG	1:D:1209:ARG:N	2.77	0.47
1:D:127:LEU:HD23	1:D:128:PRO:N	2.29	0.47
1:D:224:CYS:SG	1:D:228:LEU:HD23	2.54	0.47
1:D:525:MET:HG3	1:D:526:ASP:OD1	2.15	0.47
1:D:556:THR:HG23	1:D:559:LEU:HD23	1.95	0.47
1:D:724:GLY:HA2	1:D:725:PRO:HA	1.64	0.47
1:D:801:TRP:CH2	1:D:805:HIS:CD2	3.02	0.47
1:D:846:THR:O	1:D:847:ALA:C	2.52	0.47
1:D:115:GLN:NE2	1:D:924:ARG:NH1	2.61	0.47
2:E:131:LEU:CD2	2:E:132:HIS:H	2.26	0.47
2:E:272:ASN:HB3	2:E:292:ASN:HB2	1.97	0.47
2:F:199:LEU:HD12	2:F:200:VAL:N	2.30	0.47
2:F:204:LEU:O	2:F:205:PRO:C	2.53	0.47
2:F:350:LEU:H	2:F:350:LEU:CD1	2.16	0.47
2:F:458:ARG:HH11	2:F:458:ARG:CG	2.27	0.47
1:A:996:ARG:HH12	1:A:1004:LEU:N	2.12	0.47
1:A:1131:ILE:CG1	1:A:1132:SER:N	2.77	0.47
1:A:81:ARG:CD	1:A:125:LEU:O	2.57	0.47
1:A:247:LEU:HD12	1:A:251:THR:HG23	1.93	0.47
1:A:258:GLN:CD	1:A:258:GLN:N	2.67	0.47
1:A:506:GLU:HG3	1:A:507:PRO:N	2.29	0.47
1:A:583:PRO:C	1:A:585:TRP:H	2.14	0.47
1:A:821:LEU:CD1	1:A:825:VAL:CG1	2.92	0.47
2:C:99:PHE:CB	2:C:103:GLY:HA3	2.44	0.47
2:C:206:TYR:N	2:C:206:TYR:CD2	2.52	0.47
2:C:236:GLU:CA	2:C:341:ASP:CG	2.82	0.47
2:C:389:ARG:HG3	2:C:390:GLY:N	2.27	0.47
2:C:385:LEU:CD2	2:C:402:LEU:HD23	2.38	0.47
2:C:431:LYS:HZ3	2:C:435:MET:HG2	1.72	0.47
1:D:1024:ASP:C	1:D:1026:ARG:H	2.18	0.47
1:D:253:ALA:O	1:D:254:SER:HB3	2.14	0.47
1:D:361:ARG:HH22	1:D:362:LEU:HD21	1.80	0.47
1:D:458:GLU:N	1:D:460:LYS:HE3	2.29	0.47
1:D:888:GLY:O	1:D:889:ALA:HB2	2.13	0.47
2:F:110:LEU:O	2:F:111:ALA:C	2.51	0.47
2:F:207:GLY:CA	2:F:239:LEU:HD11	2.43	0.47

Continued on next page...

Continued from previous page...

Atom-1	Atom-2	Interatomic distance (Å)	Clash overlap (Å)
2:F:305:ASN:C	2:F:307:GLY:N	2.68	0.47
1:A:1011:PRO:CD	1:A:1012:VAL:H	2.24	0.47
1:A:1141:VAL:HB	1:A:1146:ARG:HD3	1.94	0.47
1:A:1196:ASP:C	1:A:1196:ASP:OD2	2.52	0.47
1:A:1223:ILE:HA	1:A:1226:LEU:CD2	2.43	0.47
1:A:157:LEU:HG	1:A:194:ALA:CB	2.44	0.47
1:A:386:ARG:HD3	1:A:387:GLU:N	2.27	0.47
1:A:213:VAL:HG11	1:A:401:TRP:NE1	2.26	0.47
1:A:451:THR:CB	1:A:869:ARG:HH22	2.28	0.47
1:A:515:ILE:CG1	1:A:565:HIS:O	2.56	0.47
1:A:655:LEU:CD1	1:A:719:LEU:O	2.62	0.47
1:A:727:ASP:N	1:A:727:ASP:OD2	2.33	0.47
1:A:884:TYR:OH	1:A:1142:ARG:NH1	2.48	0.47
1:A:916:PHE:O	1:A:920:THR:N	2.48	0.47
2:B:186:LEU:O	2:B:190:LEU:HD23	2.15	0.47
2:B:320:SER:O	2:B:323:HIS:NE2	2.47	0.47
2:B:389:ARG:HG2	2:B:444:THR:HG22	1.96	0.47
2:B:419:GLU:OE2	2:C:201:ASN:ND2	2.48	0.47
2:B:461:THR:OG1	2:B:463:LYS:CE	2.62	0.47
2:B:81:GLY:HA3	2:B:86:LEU:HD11	1.96	0.47
2:C:186:LEU:O	2:C:190:LEU:HG	2.15	0.47
2:C:479:ILE:H	2:C:479:ILE:HG13	1.47	0.47
1:D:1002:GLU:CG	1:D:1003:TRP:H	2.28	0.47
1:D:1107:ASP:C	1:D:1111:LEU:HD13	2.35	0.47
1:D:121:PRO:O	1:D:122:ASP:OD2	2.32	0.47
1:D:195:LEU:O	1:D:267:VAL:CG1	2.63	0.47
1:D:255:SER:HB3	1:D:256:PRO:CA	2.43	0.47
1:D:484:TRP:HE1	1:D:488:LEU:CD1	2.28	0.47
1:D:499:LYS:NZ	1:D:499:LYS:CB	2.76	0.47
1:D:550:GLN:CG	1:D:551:LYS:HE3	2.45	0.47
1:D:808:ILE:HG22	1:D:811:GLN:OE1	2.14	0.47
1:D:821:LEU:HB3	1:D:822:PRO:HA	1.95	0.47
1:D:851:THR:OG1	1:D:1102:GLN:HG2	2.15	0.47
1:D:848:GLY:HA3	1:D:855:VAL:HG21	1.97	0.47
1:D:921:LEU:CD1	1:D:921:LEU:H	2.27	0.47
1:D:945:HIS:HE1	1:D:969:PHE:HB2	1.79	0.47
2:E:129:ASP:OD2	2:F:97:PRO:O	2.33	0.47
2:E:481:SER:HA	2:E:484:ASN:OD1	2.14	0.47
2:E:78:PHE:CZ	2:E:350:LEU:HD12	2.49	0.47
2:F:356:LEU:HB3	2:F:359:ASN:HB2	1.96	0.47
2:F:432:TYR:O	2:F:435:MET:N	2.45	0.47

Continued on next page...

Continued from previous page...

Atom-1	Atom-2	Interatomic distance (Å)	Clash overlap (Å)
2:F:459:ASP:OD1	2:F:461:THR:N	2.40	0.47
1:A:1068:ASP:O	1:A:1069:ILE:CB	2.63	0.47
1:A:119:PRO:C	1:A:121:PRO:HD3	2.35	0.47
1:A:293:ASP:CB	1:A:296:SER:OG	2.63	0.47
1:A:305:SER:O	1:A:309:ARG:HG2	2.13	0.47
1:A:557:GLU:C	1:A:559:LEU:N	2.67	0.47
1:A:572:TRP:CA	1:A:572:TRP:CE3	2.98	0.47
1:A:581:ASP:OD1	1:A:581:ASP:O	2.32	0.47
1:A:793:GLU:N	1:A:796:LYS:HD3	2.30	0.47
1:A:824:ALA:HA	1:A:827:ARG:HB3	1.96	0.47
1:A:848:GLY:O	1:A:849:THR:CB	2.59	0.47
1:A:76:ILE:HG12	1:A:911:HIS:NE2	2.30	0.47
1:A:948:ILE:O	1:A:951:TYR:HB2	2.14	0.47
1:A:950:ASN:O	1:A:954:ILE:N	2.31	0.47
1:A:992:LEU:HB2	1:A:997:LEU:HB2	1.97	0.47
2:B:246:ARG:C	2:B:246:ARG:NE	2.68	0.47
2:B:254:PHE:O	2:B:257:ARG:N	2.46	0.47
2:B:445:GLU:C	2:B:447:THR:N	2.68	0.47
2:C:216:HIS:O	2:C:232:GLY:N	2.40	0.47
2:C:441:VAL:CG1	2:C:454:HIS:CE1	2.88	0.47
2:C:466:MET:HE2	2:C:471:LEU:HB3	1.96	0.47
2:C:79:LEU:HD12	2:C:98:GLY:O	2.15	0.47
1:D:1109:LEU:HD21	1:D:1137:VAL:CG2	2.44	0.47
1:D:1136:GLU:HG3	1:D:1138:ARG:NH1	2.29	0.47
1:D:1203:PRO:O	1:D:1204:THR:C	2.52	0.47
1:D:1204:THR:O	1:D:1205:GLY:O	2.32	0.47
1:D:188:ALA:O	1:D:189:ILE:C	2.52	0.47
1:D:515:ILE:HG22	1:D:565:HIS:ND1	2.30	0.47
1:D:733:HIS:CE1	1:D:750:PHE:CE1	3.02	0.47
1:D:787:SER:O	1:D:789:PRO:CD	2.63	0.47
1:D:807:ARG:NH1	1:D:1062:GLU:HG2	2.30	0.47
1:D:865:ALA:CA	1:D:872:SER:O	2.63	0.47
1:D:967:MET:SD	1:D:975:GLN:HA	2.55	0.47
1:D:987:ALA:HA	1:D:991:GLY:HA2	1.96	0.47
2:E:193:TYR:HE2	2:E:322:LEU:CB	2.28	0.47
2:E:246:ARG:HD2	2:E:326:ASP:OD1	2.13	0.47
2:E:272:ASN:CA	2:E:292:ASN:HD22	2.26	0.47
2:F:208:LEU:HD22	2:F:242:PHE:CD2	2.48	0.47
2:F:311:LEU:O	2:F:312:LEU:C	2.52	0.47
2:F:456:ARG:N	2:F:456:ARG:CD	2.78	0.47
2:F:458:ARG:CD	2:F:459:ASP:N	2.78	0.47

Continued on next page...

Continued from previous page...

Atom-1	Atom-2	Interatomic distance (Å)	Clash overlap (Å)
2:F:468:ILE:O	2:F:471:LEU:HD13	2.15	0.47
1:A:860:LEU:CD2	1:A:1133:ILE:HA	2.44	0.47
1:A:114:GLY:N	1:A:116:PRO:CD	2.73	0.47
1:A:81:ARG:HH12	1:A:127:LEU:H	1.61	0.47
1:A:230:GLU:CG	1:A:231:GLU:N	2.78	0.47
1:A:371:LYS:O	1:A:372:GLU:CG	2.63	0.47
1:A:392:LEU:HD22	1:A:393:MET:CE	2.44	0.47
1:A:500:ALA:HA	1:A:521:PRO:HD3	1.97	0.47
1:A:633:LYS:HZ2	1:A:634:LEU:HB2	1.80	0.47
1:A:824:ALA:CA	1:A:827:ARG:HB3	2.44	0.47
1:A:830:ASP:C	1:A:831:TYR:CD1	2.83	0.47
1:A:925:LYS:HG2	1:A:926:SER:H	1.78	0.47
1:A:959:GLN:N	1:A:986:TYR:CE1	2.83	0.47
2:B:251:TRP:HA	2:B:251:TRP:CE3	2.49	0.47
2:B:236:GLU:CG	2:B:341:ASP:HB2	2.43	0.47
2:B:81:GLY:O	2:B:86:LEU:HD11	2.14	0.47
2:C:452:LEU:HD12	2:C:453:ILE:CA	2.44	0.47
1:D:308:GLN:HE22	1:D:1027:LYS:HZ2	1.63	0.47
1:D:1055:SER:O	1:D:1058:PHE:HD2	1.97	0.47
1:D:1027:LYS:HZ3	1:D:1091:GLU:CG	2.20	0.47
1:D:271:VAL:HG22	1:D:295:MET:CG	2.44	0.47
1:D:275:ARG:HG3	1:D:279:ARG:HG3	1.96	0.47
1:D:307:PHE:O	1:D:310:SER:OG	2.23	0.47
1:D:455:LEU:HD22	1:D:794:ILE:HB	1.96	0.47
1:D:515:ILE:O	1:D:565:HIS:ND1	2.48	0.47
1:D:80:SER:O	1:D:81:ARG:C	2.52	0.47
1:D:966:LEU:CA	1:D:970:ASN:HD22	2.28	0.47
2:E:254:PHE:HD1	2:E:257:ARG:HE	1.63	0.47
2:F:347:LEU:HD12	2:F:347:LEU:N	2.30	0.47
2:F:360:SER:HB3	2:F:364:LYS:CE	2.44	0.47
2:F:406:LEU:O	2:F:407:LEU:C	2.54	0.47
1:A:1019:TRP:O	1:A:1020:ILE:HB	2.15	0.47
1:A:867:PRO:HG3	1:A:1067:SER:OG	2.14	0.47
1:A:1144:GLU:H	1:A:1144:GLU:HG2	1.32	0.47
1:A:1150:ALA:CB	1:A:1223:ILE:HG13	2.44	0.47
1:A:132:GLY:CA	1:A:138:HIS:CE1	2.98	0.47
1:A:175:TRP:HB3	1:A:186:PRO:CG	2.45	0.47
1:A:256:PRO:HD2	1:A:257:THR:N	2.19	0.47
1:A:197:PHE:CB	1:A:277:HIS:CD2	2.98	0.47
1:A:295:MET:O	1:A:299:MET:HG2	2.15	0.47
1:A:369:PRO:O	1:A:370:PRO:C	2.50	0.47

Continued on next page...

Continued from previous page...

Atom-1	Atom-2	Interatomic distance (Å)	Clash overlap (Å)
1:A:481:GLU:C	1:A:482:ASP:CG	2.73	0.47
1:A:79:LEU:HB3	1:A:83:LEU:CD2	2.45	0.47
1:A:866:ARG:CB	1:A:867:PRO:HD3	2.35	0.47
1:A:441:TRP:CD1	1:A:877:MET:HB3	2.49	0.47
2:B:400:GLN:CA	2:B:400:GLN:OE1	2.63	0.47
2:C:188:GLY:O	2:C:190:LEU:N	2.48	0.47
2:C:241:TRP:CZ3	2:C:255:TRP:CE2	2.99	0.47
2:C:394:GLU:OE1	2:C:394:GLU:N	2.48	0.47
2:C:398:VAL:HA	2:C:401:GLY:CA	2.43	0.47
2:C:469:SER:O	2:C:472:LYS:HB2	2.15	0.47
1:D:1002:GLU:HG3	1:D:1003:TRP:N	2.28	0.47
1:D:114:GLY:O	1:D:116:PRO:HD3	2.13	0.47
1:D:249:VAL:CG1	1:D:251:THR:HG22	2.45	0.47
1:D:497:GLN:O	1:D:517:GLY:HA2	2.15	0.47
1:D:597:ARG:NH1	1:D:725:PRO:CD	2.78	0.47
1:D:627:ARG:O	1:D:627:ARG:HG3	2.15	0.47
1:D:948:ILE:CG2	1:D:1071:ARG:O	2.63	0.47
2:E:182:ARG:N	2:E:215:PHE:CZ	2.83	0.47
2:E:319:VAL:CG1	2:E:320:SER:N	2.78	0.47
2:E:109:ASN:CB	2:E:378:LEU:HB3	2.44	0.47
2:F:303:LEU:CA	2:F:337:SER:CB	2.92	0.47
2:F:413:VAL:HG12	2:F:414:TRP:H	1.80	0.47
1:A:290:ARG:O	1:A:291:PHE:HD2	1.98	0.47
1:A:439:GLN:HG2	1:A:835:GLY:C	2.34	0.47
1:A:456:GLN:HE21	1:A:798:ILE:CD1	2.27	0.47
1:A:465:ASP:CG	1:A:466:LEU:N	2.67	0.47
1:A:503:VAL:CG1	1:A:520:ALA:C	2.65	0.47
1:A:576:LEU:CD1	1:A:577:CYS:HB2	2.41	0.47
1:A:719:LEU:CD2	1:A:719:LEU:N	2.73	0.47
1:A:736:ASN:ND2	1:A:736:ASN:N	2.63	0.47
1:A:739:TYR:O	1:A:741:ASP:N	2.25	0.47
1:A:843:GLN:O	1:A:843:GLN:CG	2.55	0.47
2:B:257:ARG:O	2:B:258:HIS:O	2.33	0.47
2:C:247:THR:HG1	2:C:251:TRP:HD1	1.58	0.47
2:C:308:ASP:OD1	2:C:333:PRO:O	2.33	0.47
2:C:397:GLN:HG2	2:C:398:VAL:N	2.29	0.47
2:C:94:GLY:HA2	2:C:96:HIS:CE1	2.49	0.47
1:D:1000:GLU:C	1:D:1004:LEU:HD13	2.35	0.47
1:D:1019:TRP:HD1	1:D:1020:ILE:H	1.63	0.47
1:D:306:SER:CB	1:D:1058:PHE:CZ	2.98	0.47
1:D:1107:ASP:O	1:D:1108:TYR:C	2.53	0.47

Continued on next page...

Continued from previous page...

Atom-1	Atom-2	Interatomic distance (Å)	Clash overlap (Å)
1:D:1133:ILE:CD1	1:D:1133:ILE:N	2.78	0.47
1:D:1111:LEU:HD22	1:D:1164:PHE:CD1	2.49	0.47
1:D:196:VAL:CG1	1:D:268:GLY:H	2.27	0.47
1:D:498:LYS:HD3	1:D:521:PRO:HG3	1.97	0.47
1:D:616:GLU:O	1:D:617:ARG:HG3	2.14	0.47
1:D:646:VAL:HG12	1:D:647:CYS:H	1.79	0.47
1:D:909:GLY:O	1:D:912:GLY:N	2.48	0.47
1:D:923:GLY:HA2	1:D:931:LEU:HD11	1.96	0.47
1:D:922:GLN:HG3	1:D:931:LEU:HD22	1.96	0.47
2:E:86:LEU:HB2	2:E:91:LEU:HD21	1.96	0.47
2:F:406:LEU:CA	2:F:409:ASN:HD21	2.19	0.47
2:F:470:LYS:CE	2:F:471:LEU:HD21	2.45	0.47
1:A:1057:MET:CA	1:A:1064:ILE:HG21	2.45	0.46
1:A:386:ARG:CZ	1:A:387:GLU:CG	2.93	0.46
1:A:407:PHE:O	1:A:411:LEU:HB3	2.15	0.46
1:A:465:ASP:C	1:A:465:ASP:OD1	2.54	0.46
1:A:484:TRP:C	1:A:488:LEU:HG	2.33	0.46
1:A:601:LYS:HZ3	1:A:616:GLU:CG	2.24	0.46
1:A:752:LEU:CB	1:A:753:PRO:CA	2.93	0.46
1:A:879:GLN:CA	1:A:879:GLN:NE2	2.77	0.46
1:A:935:THR:HG21	1:A:950:ASN:HD21	1.78	0.46
1:A:966:LEU:O	1:A:970:ASN:N	2.46	0.46
2:B:283:GLY:HA2	2:B:306:LEU:HD23	1.97	0.46
2:C:440:THR:O	2:C:457:SER:OG	2.24	0.46
1:D:1019:TRP:C	1:D:1019:TRP:CD1	2.87	0.46
1:D:1025:LEU:O	1:D:1027:LYS:CD	2.57	0.46
1:D:1040:LYS:C	1:D:1042:GLU:H	2.17	0.46
1:D:1147:TYR:HB3	1:D:1227:THR:HG22	1.97	0.46
1:D:175:TRP:H	1:D:220:TRP:HB2	1.80	0.46
1:D:173:GLU:OE2	1:D:223:TRP:NE1	2.48	0.46
1:D:235:TRP:O	1:D:236:THR:HG23	2.15	0.46
1:D:359:VAL:CG1	1:D:363:TYR:HB3	2.44	0.46
1:D:78:MET:SD	1:D:121:PRO:HB2	2.55	0.46
1:D:930:ASP:OD2	1:D:930:ASP:O	2.34	0.46
1:D:963:GLU:HB3	1:D:978:ALA:O	2.15	0.46
2:E:323:HIS:C	2:E:331:VAL:O	2.52	0.46
2:E:403:PHE:CE1	2:E:407:LEU:HD11	2.50	0.46
2:E:461:THR:C	2:E:462:MET:HE2	2.36	0.46
2:F:228:VAL:O	2:F:228:VAL:HG23	2.15	0.46
1:D:1209:ARG:HE	2:F:253:ASP:HB2	1.80	0.46
2:F:343:ASP:O	2:F:346:MET:HB3	2.15	0.46

Continued on next page...

Continued from previous page...

Atom-1	Atom-2	Interatomic distance (Å)	Clash overlap (Å)
2:F:86:LEU:N	2:F:86:LEU:HD12	2.30	0.46
1:A:1158:LEU:C	1:A:1162:CYS:SG	2.93	0.46
1:A:403:THR:O	1:A:404:HIS:C	2.53	0.46
1:A:612:LEU:HD23	1:A:614:TYR:HA	1.96	0.46
1:A:657:ARG:O	1:A:660:CYS:CB	2.51	0.46
1:A:757:GLY:O	1:A:758:ASN:CB	2.62	0.46
1:A:618:HIS:CA	1:A:762:VAL:HG21	2.42	0.46
2:C:109:ASN:O	2:C:113:GLU:N	2.31	0.46
2:C:130:ALA:HB1	2:C:182:ARG:NH1	2.24	0.46
2:C:78:PHE:CE2	2:C:350:LEU:HD23	2.50	0.46
1:D:1042:GLU:C	1:D:1044:VAL:H	2.19	0.46
1:D:1064:ILE:O	1:D:1064:ILE:CG2	2.62	0.46
1:D:944:GLU:OE1	1:D:1071:ARG:NH1	2.49	0.46
1:D:1122:GLU:O	1:D:1123:PHE:CD1	2.68	0.46
1:D:1187:ARG:HG3	1:D:1212:ILE:HG12	1.96	0.46
1:D:307:PHE:CD2	1:D:1048:ALA:HB1	2.50	0.46
1:D:417:ARG:CG	1:D:417:ARG:HH11	2.28	0.46
1:D:648:PRO:CG	1:D:649:TYR:N	2.78	0.46
1:D:735:GLY:CA	1:D:749:PHE:CB	2.79	0.46
2:E:303:LEU:N	2:E:303:LEU:HD12	2.29	0.46
2:E:96:HIS:C	2:E:98:GLY:N	2.68	0.46
2:F:349:TYR:O	2:F:352:ASP:HB3	2.14	0.46
2:F:447:THR:HA	2:F:452:LEU:C	2.35	0.46
1:A:1019:TRP:C	1:A:1020:ILE:HG22	2.35	0.46
1:A:1048:ALA:HB3	1:A:1092:PHE:CE1	2.48	0.46
1:A:1094:THR:O	1:A:1095:SER:C	2.53	0.46
1:A:1113:LEU:HD23	1:A:1113:LEU:H	1.78	0.46
1:A:1124:ALA:CA	1:A:1148:ARG:NH1	2.78	0.46
1:A:1124:ALA:O	1:A:1126:ASP:OD1	2.34	0.46
1:A:1131:ILE:HD13	1:A:1137:VAL:CA	2.46	0.46
1:A:887:VAL:HG23	1:A:1146:ARG:NH1	2.20	0.46
1:A:237:SER:O	1:A:238:GLN:HB2	2.15	0.46
1:A:272:SER:CA	1:A:275:ARG:HB2	2.35	0.46
1:A:294:THR:HG22	1:A:411:LEU:CD2	2.46	0.46
2:B:212:GLY:O	2:B:235:THR:O	2.34	0.46
2:B:99:PHE:CE2	2:C:131:LEU:HD11	2.44	0.46
2:C:208:LEU:HD11	2:C:240:VAL:CA	2.45	0.46
2:C:272:ASN:CB	2:C:292:ASN:HB2	2.43	0.46
2:C:344:ARG:CB	2:C:347:LEU:HD22	2.46	0.46
2:C:402:LEU:O	2:C:403:PHE:C	2.54	0.46
2:C:464:GLU:OE2	2:C:466:MET:SD	2.74	0.46

Continued on next page...

Continued from previous page...

Atom-1	Atom-2	Interatomic distance (Å)	Clash overlap (Å)
2:C:88:ARG:NH1	2:C:88:ARG:CB	2.78	0.46
2:C:90:SER:O	2:C:93:SER:OG	2.26	0.46
1:D:1020:ILE:HD13	1:D:1021:SER:HA	1.94	0.46
1:D:1030:ARG:C	1:D:1032:THR:N	2.68	0.46
1:D:1060:LYS:HD2	1:D:1060:LYS:H	1.80	0.46
1:D:886:LEU:HA	1:D:1146:ARG:HH22	1.81	0.46
1:D:118:VAL:CG2	1:D:121:PRO:HD3	2.45	0.46
1:D:1224:ILE:O	1:D:1227:THR:C	2.54	0.46
1:D:184:ALA:C	1:D:185:VAL:CG1	2.84	0.46
1:D:486:TRP:CA	1:D:489:GLU:OE2	2.56	0.46
1:D:524:PRO:O	1:D:525:MET:CB	2.53	0.46
1:D:668:LEU:HD23	1:D:668:LEU:N	2.30	0.46
1:D:656:TYR:CG	1:D:744:ILE:HD12	2.49	0.46
1:D:73:PRO:O	1:D:74:LEU:HD22	2.15	0.46
1:D:768:LYS:CA	1:D:772:PRO:CG	2.93	0.46
2:F:256:LEU:HD12	2:F:256:LEU:HA	1.82	0.46
2:F:314:MET:CE	2:F:315:TYR:CE2	2.94	0.46
2:F:242:PHE:CB	2:F:333:PRO:HB2	2.25	0.46
1:D:546:ARG:HH22	2:F:408:GLU:CD	2.19	0.46
2:F:421:MET:HE3	2:F:421:MET:HB2	1.85	0.46
2:F:470:LYS:HB2	2:F:471:LEU:HG	1.96	0.46
2:F:454:HIS:NE2	2:F:472:LYS:CE	2.78	0.46
2:F:84:GLN:C	2:F:86:LEU:N	2.68	0.46
1:A:1068:ASP:O	1:A:1069:ILE:CG2	2.64	0.46
1:A:77:GLN:HB3	1:A:1174:PRO:HB3	1.96	0.46
1:A:134:ASN:O	1:A:137:GLN:N	2.47	0.46
1:A:196:VAL:HG11	1:A:404:HIS:CB	2.45	0.46
1:A:259:ARG:CA	1:A:259:ARG:HE	2.27	0.46
1:A:273:PHE:C	1:A:276:ALA:CB	2.83	0.46
1:A:430:MET:HA	1:A:1130:CYS:SG	2.55	0.46
1:A:752:LEU:HB3	1:A:753:PRO:HA	1.98	0.46
1:A:827:ARG:CG	1:A:828:HIS:N	2.78	0.46
1:A:873:GLU:OE1	1:A:875:LYS:HG2	2.15	0.46
1:A:949:PHE:HD2	1:A:949:PHE:H	1.62	0.46
1:A:960:PRO:HD2	1:A:961:PHE:HE1	1.79	0.46
2:B:117:SER:CB	2:B:262:TRP:HE1	2.21	0.46
2:C:134:LYS:HB2	2:C:180:LYS:HE2	1.96	0.46
2:C:184:ASN:C	2:C:186:LEU:N	2.67	0.46
2:C:201:ASN:O	2:C:202:LYS:CB	2.64	0.46
2:C:400:GLN:CD	2:C:400:GLN:C	2.74	0.46
2:C:428:LEU:O	2:C:429:TYR:C	2.52	0.46

Continued on next page...

Continued from previous page...

Atom-1	Atom-2	Interatomic distance (Å)	Clash overlap (Å)
2:C:448:LEU:O	2:C:449:GLU:HG3	2.16	0.46
2:C:474:PHE:CE1	2:C:478:TYR:CD2	2.94	0.46
2:C:67:GLU:O	2:C:71:GLU:N	2.46	0.46
1:D:1030:ARG:HA	1:D:1030:ARG:HD3	1.54	0.46
1:D:1157:ASN:O	1:D:1158:LEU:C	2.54	0.46
1:D:1019:TRP:CZ2	1:D:1167:LYS:HG3	2.51	0.46
1:D:253:ALA:HB2	1:D:281:GLN:N	2.30	0.46
1:D:271:VAL:HG22	1:D:295:MET:CB	2.46	0.46
1:D:309:ARG:O	1:D:310:SER:C	2.49	0.46
1:D:307:PHE:C	1:D:311:LEU:HD12	2.34	0.46
1:D:720:THR:C	1:D:721:ALA:O	2.32	0.46
1:D:794:ILE:O	1:D:798:ILE:HG23	2.15	0.46
1:D:945:HIS:CE1	1:D:969:PHE:CB	2.99	0.46
2:E:184:ASN:C	2:E:186:LEU:N	2.68	0.46
2:E:293:PHE:O	2:E:295:TRP:N	2.49	0.46
2:E:345:GLY:O	2:E:348:ALA:HB3	2.15	0.46
2:E:353:SER:OG	2:E:372:LEU:HD21	2.15	0.46
2:E:460:THR:C	2:E:461:THR:HG22	2.35	0.46
2:F:145:PHE:O	2:F:146:ARG:CG	2.64	0.46
2:F:197:LEU:O	2:F:202:LYS:CA	2.60	0.46
2:F:213:VAL:CG2	2:F:235:THR:OG1	2.63	0.46
1:D:1209:ARG:NH1	2:F:285:LYS:NZ	2.63	0.46
2:F:317:GLY:C	2:F:319:VAL:N	2.56	0.46
2:F:414:TRP:O	2:F:415:PRO:O	2.34	0.46
1:D:472:GLN:C	2:F:461:THR:HG23	2.36	0.46
1:A:1017:GLY:C	1:A:1019:TRP:N	2.69	0.46
1:A:1020:ILE:CG1	1:A:1021:SER:H	2.28	0.46
1:A:1165:ALA:HB2	1:A:1173:LEU:HD11	1.97	0.46
1:A:1222:GLN:O	1:A:1225:GLU:HB2	2.15	0.46
1:A:192:GLU:OE2	1:A:193:ARG:N	2.48	0.46
1:A:213:VAL:N	1:A:221:TYR:HE2	2.11	0.46
1:A:313:ILE:HD12	1:A:313:ILE:C	2.36	0.46
1:A:452:TYR:HA	1:A:869:ARG:NH2	2.19	0.46
1:A:634:LEU:CB	1:A:635:PRO:CA	2.78	0.46
1:A:666:GLN:HA	1:A:669:MET:CE	2.45	0.46
1:A:711:ALA:C	1:A:713:PRO:CD	2.65	0.46
1:A:720:THR:CG2	1:A:721:ALA:H	2.28	0.46
1:A:959:GLN:CB	1:A:960:PRO:CD	2.60	0.46
1:A:967:MET:O	1:A:970:ASN:O	2.33	0.46
2:B:102:LEU:HD12	2:B:102:LEU:N	2.19	0.46
2:B:306:LEU:O	2:B:335:VAL:HB	2.16	0.46

Continued on next page...

Continued from previous page...

Atom-1	Atom-2	Interatomic distance (Å)	Clash overlap (Å)
2:B:336:LEU:HG	2:B:337:SER:N	2.30	0.46
2:C:236:GLU:CB	2:C:341:ASP:HB3	2.45	0.46
2:C:360:SER:HB3	2:C:364:LYS:HE2	1.97	0.46
1:D:1042:GLU:C	1:D:1044:VAL:N	2.69	0.46
1:D:1058:PHE:CG	1:D:1059:ASN:N	2.82	0.46
1:D:1124:ALA:CB	1:D:1148:ARG:HH12	2.26	0.46
1:D:192:GLU:HG2	1:D:193:ARG:N	2.31	0.46
1:D:272:SER:HB3	1:D:843:GLN:OE1	2.15	0.46
1:D:429:GLU:HG2	1:D:1117:LYS:CE	2.42	0.46
1:D:460:LYS:HG2	1:D:461:LYS:H	1.80	0.46
1:D:599:THR:C	1:D:602:LEU:HD12	2.36	0.46
1:D:751:LYS:HE2	1:D:751:LYS:HB3	1.55	0.46
1:D:865:ALA:HB1	1:D:872:SER:CB	2.45	0.46
1:D:995:TYR:H	1:D:996:ARG:HH11	1.58	0.46
2:E:116:THR:C	2:E:118:VAL:N	2.69	0.46
2:E:315:TYR:O	2:E:316:PRO:O	2.34	0.46
2:E:84:GLN:NE2	2:E:84:GLN:O	2.49	0.46
2:F:233:GLU:O	2:F:234:LYS:CG	2.61	0.46
2:F:367:LEU:HD12	2:F:367:LEU:C	2.36	0.46
2:F:454:HIS:HB2	2:F:466:MET:CA	2.45	0.46
1:A:1030:ARG:CD	1:A:1040:LYS:HZ2	2.29	0.46
1:A:1043:VAL:HG22	1:A:1046:GLU:HB3	1.98	0.46
1:A:1190:ARG:CZ	1:A:1190:ARG:HB2	2.45	0.46
1:A:132:GLY:HA2	1:A:138:HIS:CE1	2.50	0.46
1:A:195:LEU:CD2	1:A:217:PRO:CD	2.87	0.46
1:A:252:GLY:O	1:A:253:ALA:CB	2.64	0.46
1:A:285:GLN:HA	1:A:1128:ARG:NH2	2.31	0.46
1:A:309:ARG:HA	1:A:312:TRP:HB2	1.98	0.46
1:A:313:ILE:HG13	1:A:314:ALA:N	2.31	0.46
1:A:503:VAL:CB	1:A:521:PRO:CA	2.76	0.46
1:A:569:HIS:CB	1:A:570:PRO:HD2	2.45	0.46
1:A:570:PRO:HG3	1:A:572:TRP:CZ3	2.51	0.46
1:A:649:TYR:HA	1:A:652:ILE:HB	1.97	0.46
1:A:817:PRO:HG2	1:A:818:ARG:N	2.30	0.46
1:A:860:LEU:HD23	1:A:1133:ILE:HG12	1.96	0.46
1:A:441:TRP:HE1	1:A:878:VAL:N	2.13	0.46
1:A:973:LEU:CB	1:A:977:GLU:HB2	2.45	0.46
2:B:187:HIS:O	2:B:190:LEU:HB2	2.16	0.46
2:B:423:SER:HG	2:B:428:LEU:HD22	1.79	0.46
2:B:74:GLN:O	2:B:75:ARG:C	2.53	0.46
2:C:185:LEU:CG	2:C:214:CYS:SG	3.03	0.46

Continued on next page...

Continued from previous page...

Atom-1	Atom-2	Interatomic distance (Å)	Clash overlap (Å)
2:C:300:ILE:CA	2:C:342:LEU:HD12	2.42	0.46
2:C:375:HIS:NE2	2:C:377:CYS:SG	2.87	0.46
1:D:1014:ARG:NE	1:D:1022:LEU:HD22	2.30	0.46
1:D:345:TRP:N	1:D:1040:LYS:HZ2	2.13	0.46
1:D:1151:LEU:HD11	1:D:1227:THR:OG1	2.15	0.46
1:D:1019:TRP:CE3	1:D:1168:LEU:CG	2.75	0.46
1:D:157:LEU:N	1:D:157:LEU:HD23	2.30	0.46
1:D:163:PRO:HB2	1:D:165:LYS:CG	2.36	0.46
1:D:179:GLY:C	1:D:182:GLY:N	2.69	0.46
1:D:503:VAL:O	1:D:505:LYS:O	2.33	0.46
1:D:636:THR:CG2	1:D:637:GLY:N	2.74	0.46
1:D:720:THR:HA	1:D:721:ALA:O	2.15	0.46
1:D:719:LEU:O	1:D:722:ARG:HD3	2.15	0.46
1:D:827:ARG:CG	1:D:828:HIS:N	2.79	0.46
2:E:283:GLY:HA3	2:E:306:LEU:HD23	1.98	0.46
2:E:311:LEU:N	2:E:314:MET:HG3	2.31	0.46
2:E:326:ASP:O	2:E:327:GLY:C	2.54	0.46
2:F:280:ASP:C	2:F:282:GLU:H	2.19	0.46
2:F:322:LEU:HD22	2:F:323:HIS:N	2.31	0.46
2:F:431:LYS:O	2:F:434:GLU:HB2	2.15	0.46
2:F:477:LYS:O	2:F:478:TYR:C	2.53	0.46
2:F:61:GLY:HA2	2:F:64:GLU:HG2	1.97	0.46
1:A:311:LEU:HD22	1:A:1047:ARG:HD2	1.97	0.46
1:A:773:LYS:HZ1	1:A:1057:MET:HE3	1.81	0.46
1:A:1123:PHE:C	1:A:1125:ILE:H	2.19	0.46
1:A:1171:ASN:O	1:A:1172:ASP:OD1	2.33	0.46
1:A:265:LEU:C	1:A:265:LEU:HD12	2.36	0.46
1:A:297:MET:HE2	1:A:297:MET:HB3	1.62	0.46
1:A:363:ARG:HH21	1:A:410:GLN:HG2	1.81	0.46
1:A:439:GLN:NE2	1:A:837:TYR:CE2	2.79	0.46
1:A:599:THR:HB	1:A:600:PRO:HD3	1.96	0.46
1:A:731:SER:O	1:A:732:TYR:C	2.52	0.46
1:A:657:ARG:HD3	1:A:744:ILE:CG2	2.45	0.46
1:A:751:LYS:HB3	1:A:751:LYS:HE2	1.57	0.46
1:A:70:ARG:HD3	1:A:81:ARG:CB	2.44	0.46
2:B:132:HIS:HA	2:B:182:ARG:CZ	2.46	0.46
2:B:475:LEU:CA	2:B:479:ILE:HD13	2.46	0.46
2:C:115:TRP:NE1	2:C:119:VAL:CG2	2.79	0.46
2:C:243:THR:HG21	2:C:247:THR:HG1	1.80	0.46
1:D:1192:GLU:O	1:D:1192:GLU:CG	2.59	0.46
1:D:1206:MET:SD	1:D:1206:MET:C	2.93	0.46

Continued on next page...

Continued from previous page...

Atom-1	Atom-2	Interatomic distance (Å)	Clash overlap (Å)
1:D:1206:MET:SD	2:F:257:ARG:NH1	2.88	0.46
1:D:201:VAL:HG13	1:D:202:CYS:N	2.31	0.46
1:D:271:VAL:CG2	1:D:295:MET:HG3	2.46	0.46
1:D:375:GLU:HG3	1:D:379:LYS:HG3	1.93	0.46
1:D:623:LEU:HB3	1:D:667:GLN:HE22	1.71	0.46
1:D:658:LYS:HE3	1:D:713:PRO:HG3	1.98	0.46
1:D:748:TRP:CE3	1:D:748:TRP:O	2.69	0.46
1:D:444:TYR:CZ	1:D:877:MET:HE1	2.51	0.46
1:D:943:ARG:O	1:D:946:ALA:N	2.49	0.46
2:E:116:THR:C	2:E:120:VAL:HG12	2.36	0.46
2:E:325:ARG:HG2	2:E:330:ASN:H	1.80	0.46
2:E:373:LYS:O	2:E:374:LEU:HG	2.16	0.46
2:E:99:PHE:O	2:F:128:VAL:CG1	2.63	0.46
2:F:115:TRP:CD1	2:F:119:VAL:CG2	2.98	0.46
2:F:295:TRP:O	2:F:295:TRP:CD1	2.69	0.46
2:F:300:ILE:HA	2:F:342:LEU:HD12	1.97	0.46
2:F:344:ARG:O	2:F:345:GLY:C	2.52	0.46
2:F:354:PHE:HD1	2:F:371:VAL:O	1.98	0.46
2:F:455:LEU:HB3	2:F:456:ARG:NE	2.29	0.46
2:F:459:ASP:O	2:F:460:THR:HB	2.16	0.46
2:F:70:LEU:HD13	2:F:70:LEU:C	2.36	0.46
1:A:1141:VAL:HG12	1:A:1142:ARG:N	2.31	0.46
1:A:282:TYR:CE2	1:A:291:PHE:CE1	3.04	0.46
1:A:302:SER:HB2	1:A:351:SER:CB	2.45	0.46
1:A:369:PRO:O	1:A:371:LYS:N	2.49	0.46
1:A:539:PHE:O	1:A:540:GLN:HB2	2.16	0.46
1:A:630:ASN:ND2	1:A:631:LEU:N	2.62	0.46
1:A:658:LYS:O	1:A:662:GLU:CD	2.53	0.46
1:A:732:TYR:HD1	1:A:755:LYS:NZ	2.08	0.46
1:A:657:ARG:HD3	1:A:744:ILE:HG22	1.98	0.46
1:A:829:PRO:O	1:A:830:ASP:HB2	2.15	0.46
1:A:933:SER:CB	1:A:943:ARG:CZ	2.91	0.46
1:A:993:ARG:HG3	1:A:994:TRP:HD1	1.81	0.46
2:B:126:PHE:HB3	2:C:101:PRO:HB3	1.98	0.46
2:B:261:GLN:O	2:B:262:TRP:O	2.34	0.46
2:B:289:LEU:HB3	2:B:300:ILE:HG13	1.97	0.46
2:B:378:LEU:CD1	2:B:378:LEU:N	2.78	0.46
2:B:454:HIS:N	2:B:454:HIS:ND1	2.63	0.46
2:C:115:TRP:NE1	2:C:119:VAL:HG21	2.31	0.46
2:C:221:THR:CG2	2:C:222:LYS:H	2.28	0.46
2:C:291:TYR:CD1	2:C:348:ALA:HB1	2.51	0.46

Continued on next page...

Continued from previous page...

Atom-1	Atom-2	Interatomic distance (Å)	Clash overlap (Å)
2:C:348:ALA:O	2:C:351:TYR:CB	2.63	0.46
2:C:361:PHE:CD2	2:C:362:THR:HG23	2.48	0.46
2:C:455:LEU:HD12	2:C:455:LEU:H	1.81	0.46
1:D:1050:LYS:O	1:D:1053:THR:HB	2.16	0.46
1:D:877:MET:HE3	1:D:1207:GLU:HB2	1.97	0.46
1:D:1207:GLU:CB	1:D:1210:TYR:HD2	2.28	0.46
1:D:270:ASN:N	1:D:294:THR:HG23	2.30	0.46
1:D:374:ARG:NE	1:D:392:LEU:HD21	2.31	0.46
1:D:559:LEU:CD1	1:D:560:PRO:HD3	2.39	0.46
1:D:597:ARG:HG2	1:D:617:ARG:HD2	1.98	0.46
1:D:649:TYR:O	1:D:653:GLU:N	2.45	0.46
1:D:664:GLY:CA	1:D:667:GLN:HG3	2.45	0.46
1:D:729:GLN:HB3	1:D:731:SER:OG	2.16	0.46
1:D:622:TYR:O	1:D:746:GLY:HA2	2.14	0.46
2:E:230:SER:O	2:E:231:ILE:HB	2.15	0.46
2:E:344:ARG:O	2:E:346:MET:N	2.49	0.46
2:E:390:GLY:HA3	2:E:395:LEU:HD23	1.98	0.46
2:E:428:LEU:O	2:E:431:LYS:CB	2.57	0.46
2:F:389:ARG:CD	2:F:390:GLY:H	2.28	0.46
1:D:457:ARG:NH2	2:F:485:VAL:HG23	2.20	0.46
1:A:1067:SER:O	1:A:1068:ASP:CB	2.62	0.46
1:A:1068:ASP:H	1:A:1071:ARG:CD	2.28	0.46
1:A:1111:LEU:N	1:A:1111:LEU:CD1	2.79	0.46
1:A:1198:LYS:O	1:A:1199:THR:OG1	2.33	0.46
1:A:604:ALA:HB3	2:C:363:ARG:NH2	2.30	0.46
1:A:598:VAL:N	1:A:616:GLU:OE1	2.49	0.46
1:A:801:TRP:O	1:A:805:HIS:CB	2.64	0.46
1:A:879:GLN:HG3	1:A:886:LEU:CD1	2.46	0.46
1:A:76:ILE:CG2	1:A:911:HIS:CE1	2.98	0.46
2:B:79:LEU:HA	2:B:100:GLY:HA3	1.98	0.46
2:B:259:ARG:O	2:B:260:LEU:O	2.34	0.46
2:B:283:GLY:O	2:B:284:ARG:CB	2.64	0.46
2:B:447:THR:HG23	2:B:451:GLY:C	2.35	0.46
1:D:1024:ASP:O	1:D:1026:ARG:N	2.48	0.46
1:D:1162:CYS:O	1:D:1166:TYR:CE1	2.69	0.46
1:D:1172:ASP:O	1:D:1173:LEU:CG	2.44	0.46
1:D:1198:LYS:O	1:D:1201:SER:O	2.34	0.46
1:D:140:ARG:NH1	1:D:140:ARG:CG	2.74	0.46
1:D:277:HIS:C	1:D:291:PHE:CE1	2.89	0.46
1:D:293:ASP:CB	1:D:296:SER:CB	2.94	0.46
1:D:400:VAL:O	1:D:400:VAL:HG12	2.16	0.46

Continued on next page...

Continued from previous page...

Atom-1	Atom-2	Interatomic distance (Å)	Clash overlap (Å)
1:D:550:GLN:OE1	1:D:551:LYS:HE3	2.16	0.46
1:D:794:ILE:HA	1:D:797:MET:HG3	1.96	0.46
1:D:822:PRO:N	1:D:825:VAL:HB	2.31	0.46
1:D:868:ASP:OD1	1:D:1199:THR:CB	2.63	0.46
1:D:865:ALA:CB	1:D:872:SER:O	2.63	0.46
1:D:88:PHE:O	1:D:1172:ASP:OD1	2.33	0.46
1:D:116:PRO:CA	1:D:921:LEU:HD13	2.40	0.46
2:E:114:TRP:CZ2	2:E:238:SER:O	2.69	0.46
2:E:386:ASP:N	2:E:414:TRP:O	2.49	0.46
2:F:259:ARG:HE	2:F:339:ASN:ND2	2.14	0.46
2:F:92:LEU:CD2	2:F:344:ARG:HE	2.27	0.46
1:A:176:THR:O	1:A:177:ARG:HG2	2.16	0.46
1:A:811:GLN:HB2	1:A:840:ILE:CG2	2.33	0.46
1:A:821:LEU:CG	1:A:826:ILE:HG23	2.43	0.46
1:A:845:VAL:CG2	1:A:855:VAL:HB	2.45	0.46
1:A:952:GLY:HA2	1:A:955:TYR:HD1	1.81	0.46
1:A:987:ALA:HA	1:A:991:GLY:HA3	1.98	0.46
2:B:182:ARG:O	2:B:215:PHE:HB2	2.15	0.46
2:B:245:PRO:O	2:B:248:SER:CB	2.64	0.46
2:B:400:GLN:O	2:B:403:PHE:HB3	2.15	0.46
2:B:374:LEU:N	2:B:458:ARG:NH1	2.64	0.46
2:C:130:ALA:CA	2:C:182:ARG:NH1	2.79	0.46
2:C:350:LEU:N	2:C:350:LEU:CD1	2.58	0.46
2:C:444:THR:H	2:C:447:THR:CG2	2.23	0.46
2:C:452:LEU:HD12	2:C:453:ILE:HG13	1.98	0.46
2:C:74:GLN:NE2	2:C:75:ARG:HH21	2.14	0.46
1:D:1034:ARG:O	1:D:1035:LYS:HB2	2.16	0.46
1:D:1118:TRP:C	1:D:1122:GLU:HG2	2.35	0.46
1:D:150:TYR:CE1	1:D:266:VAL:HG21	2.51	0.46
1:D:279:ARG:O	1:D:841:LEU:CG	2.54	0.46
1:D:368:PRO:CB	1:D:369:LEU:CD2	2.94	0.46
1:D:627:ARG:O	1:D:627:ARG:CG	2.64	0.46
1:D:652:ILE:HA	1:D:655:LEU:CB	2.46	0.46
1:D:665:LYS:O	1:D:669:MET:N	2.38	0.46
1:D:770:PHE:O	1:D:773:LYS:CG	2.64	0.46
1:D:801:TRP:CD2	1:D:870:VAL:CG1	2.99	0.46
1:D:904:ASP:OD1	1:D:915:ALA:HB3	2.16	0.46
1:D:935:THR:O	1:D:938:THR:OG1	2.33	0.46
1:D:932:HIS:CE1	1:D:947:LYS:HG2	2.51	0.46
1:D:986:TYR:CD1	1:D:990:LYS:HD2	2.51	0.46
2:E:254:PHE:CZ	2:E:258:HIS:HB2	2.51	0.46

Continued on next page...

Continued from previous page...

Atom-1	Atom-2	Interatomic distance (Å)	Clash overlap (Å)
2:E:263:TRP:CH2	2:E:300:ILE:HD12	2.51	0.46
2:E:419:GLU:OE1	2:E:420:THR:HG22	2.16	0.46
2:F:246:ARG:C	2:F:248:SER:N	2.56	0.46
2:F:306:LEU:HB3	2:F:335:VAL:HG21	1.98	0.46
2:F:423:SER:OG	2:F:424:SER:N	2.47	0.46
2:F:63:GLY:O	2:F:67:GLU:HG3	2.16	0.46
2:F:76:ARG:CG	2:F:76:ARG:NH1	2.79	0.46
1:A:1069:ILE:O	1:A:1069:ILE:HD13	2.16	0.45
1:A:1109:LEU:HD13	1:A:1109:LEU:HA	1.60	0.45
1:A:1198:LYS:HA	1:A:1204:THR:HG23	1.98	0.45
1:A:1227:THR:O	1:A:1228:LYS:O	2.35	0.45
1:A:185:VAL:N	1:A:186:PRO:CD	2.80	0.45
1:A:238:GLN:CB	1:A:239:LEU:HG	2.42	0.45
1:A:407:PHE:N	1:A:407:PHE:CD2	2.83	0.45
1:A:438:ASN:O	1:A:439:GLN:C	2.55	0.45
1:A:608:ASP:CA	1:A:620:TRP:HH2	2.29	0.45
1:A:600:PRO:HG3	1:A:765:PRO:HG3	1.98	0.45
1:A:77:GLN:O	1:A:79:LEU:HG	2.16	0.45
1:A:788:GLY:O	1:A:791:ALA:HB3	2.16	0.45
1:A:808:ILE:O	1:A:811:GLN:NE2	2.49	0.45
1:A:857:PRO:O	1:A:861:THR:CB	2.64	0.45
1:A:943:ARG:O	1:A:946:ALA:N	2.49	0.45
1:A:94:MET:SD	1:A:909:GLY:HA3	2.56	0.45
2:B:246:ARG:O	2:B:248:SER:N	2.49	0.45
2:B:439:PHE:HD1	2:B:456:ARG:O	1.98	0.45
2:C:310:GLU:CD	2:C:310:GLU:N	2.70	0.45
2:C:394:GLU:CA	2:C:397:GLN:HB3	2.45	0.45
2:C:432:TYR:O	2:C:436:SER:N	2.48	0.45
2:C:395:LEU:CD2	2:C:443:VAL:CG1	2.89	0.45
2:C:471:LEU:O	2:C:472:LYS:C	2.55	0.45
2:C:470:LYS:O	2:C:474:PHE:N	2.49	0.45
1:D:1028:VAL:HA	1:D:1031:GLU:HG2	1.98	0.45
1:D:1206:MET:O	1:D:1210:TYR:CA	2.64	0.45
1:D:375:GLU:O	1:D:376:LEU:C	2.54	0.45
1:D:407:PHE:HD1	1:D:411:LEU:CG	2.29	0.45
1:D:461:LYS:HA	1:D:464:MET:HE2	1.96	0.45
1:D:608:ASP:OD1	1:D:611:PRO:C	2.55	0.45
1:D:614:TYR:HB3	1:D:615:SER:O	2.16	0.45
1:D:645:VAL:HG13	1:D:650:ARG:CD	2.45	0.45
1:D:768:LYS:O	1:D:769:ASP:CB	2.63	0.45
2:E:211:ILE:N	2:E:211:ILE:CD1	2.79	0.45

Continued on next page...

Continued from previous page...

Atom-1	Atom-2	Interatomic distance (Å)	Clash overlap (Å)
2:F:128:VAL:CG1	2:F:129:ASP:N	2.79	0.45
2:F:131:LEU:O	2:F:132:HIS:C	2.54	0.45
2:F:138:LEU:N	2:F:138:LEU:HD22	2.31	0.45
2:F:72:ILE:HD12	2:F:76:ARG:HE	1.81	0.45
1:A:1102:GLN:O	1:A:1103:SER:C	2.53	0.45
1:A:1173:LEU:HA	1:A:1174:PRO:HD3	1.65	0.45
1:A:1190:ARG:HD2	1:A:1195:MET:CE	2.45	0.45
1:A:1231:LEU:CG	1:A:1232:GLU:H	2.16	0.45
1:A:278:ILE:HG23	1:A:291:PHE:HE1	1.80	0.45
1:A:350:ILE:O	1:A:351:SER:C	2.54	0.45
1:A:386:ARG:NH1	1:A:387:GLU:CG	2.79	0.45
1:A:604:ALA:HB2	1:A:717:LEU:HD13	1.99	0.45
1:A:623:LEU:CG	1:A:623:LEU:O	2.45	0.45
1:A:630:ASN:HB2	1:A:744:ILE:C	2.37	0.45
1:A:651:ALA:O	1:A:655:LEU:HD23	2.16	0.45
1:A:788:GLY:O	1:A:789:PRO:C	2.51	0.45
1:A:439:GLN:CG	1:A:835:GLY:CA	2.75	0.45
1:A:944:GLU:N	1:A:947:LYS:HE3	2.31	0.45
2:B:186:LEU:CD1	2:B:337:SER:HB2	2.37	0.45
2:C:131:LEU:O	2:C:132:HIS:C	2.54	0.45
2:C:314:MET:HE3	2:C:315:TYR:CE2	2.52	0.45
2:C:432:TYR:HB3	2:C:437:ILE:CG1	2.46	0.45
2:C:458:ARG:CG	2:C:458:ARG:HH11	2.20	0.45
2:C:86:LEU:O	2:C:91:LEU:HB2	2.16	0.45
1:D:1131:ILE:CD1	1:D:1138:ARG:O	2.63	0.45
1:D:1207:GLU:C	1:D:1210:TYR:H	2.19	0.45
1:D:271:VAL:CG1	1:D:272:SER:N	2.49	0.45
1:D:370:GLU:HB2	1:D:399:ASP:CG	2.37	0.45
1:D:608:ASP:O	1:D:609:GLY:O	2.34	0.45
1:D:739:TYR:O	1:D:740:ASN:ND2	2.49	0.45
1:D:801:TRP:CH2	1:D:805:HIS:CB	2.99	0.45
2:E:106:LEU:HD12	2:E:109:ASN:HD21	1.80	0.45
2:F:129:ASP:OD1	2:F:131:LEU:HD11	2.17	0.45
2:F:351:TYR:CA	2:F:355:GLN:HB2	2.44	0.45
2:F:389:ARG:C	2:F:395:LEU:HD11	2.36	0.45
1:A:1020:ILE:O	1:A:1021:SER:CB	2.64	0.45
1:A:1200:PRO:HB2	1:A:1203:PRO:HD2	1.98	0.45
1:A:268:GLY:O	1:A:269:HIS:CD2	2.69	0.45
1:A:313:ILE:CG1	1:A:314:ALA:N	2.79	0.45
1:A:297:MET:HE3	1:A:411:LEU:HD22	1.98	0.45
1:A:712:VAL:N	1:A:713:PRO:CD	2.80	0.45

Continued on next page...

Continued from previous page...

Atom-1	Atom-2	Interatomic distance (Å)	Clash overlap (Å)
1:A:879:GLN:CB	1:A:886:LEU:CD1	2.92	0.45
1:A:79:LEU:CB	1:A:89:GLY:O	2.64	0.45
1:A:918:TRP:CD1	1:A:918:TRP:O	2.69	0.45
1:A:996:ARG:NH2	1:A:1003:TRP:CB	2.68	0.45
2:B:122:ARG:HD3	2:B:124:GLN:HE22	1.81	0.45
2:B:192:HIS:O	2:B:195:ASN:HB3	2.17	0.45
2:C:194:VAL:O	2:C:197:LEU:CB	2.63	0.45
1:A:783:PRO:CG	2:C:363:ARG:NH1	2.79	0.45
2:C:416:GLY:HA2	2:C:419:GLU:HB3	1.98	0.45
2:C:443:VAL:CB	2:C:447:THR:HG21	2.44	0.45
2:C:86:LEU:HD12	2:C:86:LEU:N	2.31	0.45
1:D:1070:PRO:HD3	1:D:1071:ARG:NH1	2.30	0.45
1:D:1136:GLU:HG3	1:D:1138:ARG:HH12	1.81	0.45
1:D:1193:VAL:O	1:D:1194:THR:C	2.53	0.45
1:D:1195:MET:O	1:D:1196:ASP:CB	2.63	0.45
1:D:179:GLY:O	1:D:180:PRO:C	2.53	0.45
1:D:157:LEU:CG	1:D:194:ALA:CB	2.95	0.45
1:D:201:VAL:CG1	1:D:202:CYS:N	2.80	0.45
1:D:479:TYR:HE1	1:D:480:LYS:HE2	1.82	0.45
1:D:502:LYS:HD2	1:D:506:GLU:HB3	1.98	0.45
1:D:575:LYS:HE3	1:D:581:ASP:HB3	1.97	0.45
1:D:649:TYR:CD2	1:D:652:ILE:CD1	2.99	0.45
1:D:632:ALA:HB2	1:D:657:ARG:HD2	1.98	0.45
1:D:665:LYS:O	1:D:669:MET:O	2.34	0.45
1:D:810:SER:O	1:D:811:GLN:C	2.54	0.45
1:D:922:GLN:CD	1:D:931:LEU:HD13	2.35	0.45
2:E:387:VAL:O	2:E:442:LEU:CD2	2.62	0.45
2:E:422:GLN:HG2	2:E:424:SER:CA	2.47	0.45
2:F:234:LYS:HZ1	2:F:344:ARG:CG	2.28	0.45
1:A:1005:VAL:O	1:A:1006:ARG:NH1	2.50	0.45
1:A:857:PRO:HB3	1:A:1062:GLU:CD	2.37	0.45
1:A:1069:ILE:HG23	1:A:1070:PRO:HG3	1.98	0.45
1:A:271:VAL:HG22	1:A:295:MET:CE	2.46	0.45
1:A:515:ILE:HG12	1:A:565:HIS:C	2.37	0.45
1:A:720:THR:HG22	1:A:721:ALA:H	1.82	0.45
1:A:79:LEU:HD13	1:A:1172:ASP:OD2	2.16	0.45
1:A:850:ILE:HD11	1:A:1099:TRP:CE2	2.51	0.45
1:A:869:ARG:HG2	1:A:870:VAL:CG2	2.37	0.45
2:B:115:TRP:CZ2	2:C:108:LYS:CD	2.98	0.45
2:B:196:CYS:O	2:B:199:LEU:N	2.43	0.45
2:B:243:THR:OG1	2:B:244:PRO:HD2	2.16	0.45

Continued on next page...

Continued from previous page...

Atom-1	Atom-2	Interatomic distance (Å)	Clash overlap (Å)
2:B:425:LEU:HD23	2:B:425:LEU:C	2.36	0.45
2:B:447:THR:HA	2:B:450:ASN:CG	2.37	0.45
2:B:127:PRO:HG2	2:C:104:VAL:HB	1.97	0.45
2:C:264:ARG:HG2	2:C:270:PRO:HB2	1.98	0.45
2:C:308:ASP:CG	2:C:334:CYS:HA	2.37	0.45
2:C:317:GLY:HA2	2:C:320:SER:CB	2.42	0.45
2:C:78:PHE:CE2	2:C:350:LEU:CD2	2.99	0.45
2:C:372:LEU:CG	2:C:436:SER:HB2	2.46	0.45
2:C:456:ARG:HB3	2:C:463:LYS:O	2.16	0.45
2:C:476:ILE:HD13	2:C:477:LYS:H	1.79	0.45
1:D:1023:GLN:OE1	1:D:1100:VAL:HG22	2.17	0.45
1:D:1099:TRP:CE3	1:D:1099:TRP:HA	2.51	0.45
1:D:258:GLN:O	1:D:259:ARG:HB3	2.16	0.45
1:D:316:LYS:HZ1	1:D:348:LEU:CD2	2.29	0.45
1:D:461:LYS:O	1:D:465:ASP:OD2	2.34	0.45
1:D:586:THR:O	1:D:586:THR:CG2	2.65	0.45
1:D:606:THR:HG1	1:D:614:TYR:HH	1.58	0.45
1:D:652:ILE:O	1:D:655:LEU:HB2	2.17	0.45
1:D:784:GLY:C	2:F:363:ARG:HG2	2.37	0.45
1:D:279:ARG:NH1	1:D:841:LEU:HD13	2.31	0.45
1:D:893:SER:OG	1:D:894:GLN:N	2.48	0.45
2:E:285:LYS:O	2:E:304:TRP:CE3	2.70	0.45
2:E:272:ASN:OD1	2:E:292:ASN:ND2	2.46	0.45
2:E:329:LYS:O	2:E:330:ASN:O	2.34	0.45
2:E:450:ASN:ND2	2:E:452:LEU:HD21	2.27	0.45
2:E:478:TYR:HD1	2:E:478:TYR:O	1.98	0.45
2:F:199:LEU:O	2:F:200:VAL:HB	2.17	0.45
1:A:1038:TRP:CZ3	1:A:1041:TRP:CG	3.04	0.45
1:A:1207:GLU:C	1:A:1210:TYR:CE1	2.90	0.45
1:A:242:ALA:O	1:A:245:ILE:HG23	2.17	0.45
1:A:269:HIS:C	1:A:294:THR:OG1	2.55	0.45
1:A:441:TRP:CZ2	1:A:874:LEU:HB3	2.51	0.45
1:A:577:CYS:HB3	1:A:578:PRO:HD3	1.87	0.45
1:A:591:LEU:CD1	1:A:594:LEU:HD11	2.47	0.45
1:A:652:ILE:O	1:A:656:TYR:CD2	2.70	0.45
2:B:184:ASN:C	2:B:186:LEU:N	2.69	0.45
2:B:285:LYS:O	2:B:305:ASN:N	2.49	0.45
2:B:69:LEU:HD21	2:B:351:TYR:CE1	2.51	0.45
2:C:454:HIS:HB3	2:C:466:MET:C	2.36	0.45
2:C:471:LEU:HA	2:C:474:PHE:CB	2.34	0.45
2:C:88:ARG:CB	2:C:88:ARG:CZ	2.94	0.45

Continued on next page...

Continued from previous page...

Atom-1	Atom-2	Interatomic distance (Å)	Clash overlap (Å)
1:D:1126:ASP:HB2	1:D:1141:VAL:HG13	1.98	0.45
1:D:1140:LEU:HD23	1:D:1141:VAL:H	1.81	0.45
1:D:1231:LEU:HD21	1:D:1236:GLN:HE22	1.81	0.45
1:D:214:ALA:HB3	1:D:219:ALA:N	2.31	0.45
1:D:248:GLU:HB3	1:D:249:VAL:CA	2.07	0.45
1:D:271:VAL:HG22	1:D:295:MET:HB2	1.98	0.45
1:D:279:ARG:HD2	1:D:841:LEU:CD1	2.46	0.45
1:D:365:GLY:C	1:D:367:PRO:HD3	2.36	0.45
1:D:424:LEU:O	1:D:428:LEU:HD12	2.15	0.45
1:D:652:ILE:CG2	1:D:656:TYR:CE2	2.99	0.45
1:D:76:ILE:CG1	1:D:77:GLN:N	2.79	0.45
1:D:897:TRP:CZ3	1:D:1177:VAL:CG1	2.98	0.45
1:D:916:PHE:CD1	1:D:920:THR:O	2.69	0.45
2:E:110:LEU:HA	2:E:378:LEU:HD23	1.97	0.45
2:E:125:VAL:HG22	2:E:241:TRP:CZ3	2.50	0.45
2:E:254:PHE:HA	2:E:257:ARG:NE	2.30	0.45
2:E:259:ARG:NH1	2:E:263:TRP:NE1	2.64	0.45
2:E:280:ASP:N	2:E:304:TRP:CZ3	2.84	0.45
2:F:131:LEU:O	2:F:182:ARG:HD3	2.15	0.45
2:F:399:CYS:SG	2:F:417:TYR:CE2	3.09	0.45
2:F:384:ALA:HA	2:F:414:TRP:HB3	1.98	0.45
2:F:413:VAL:HG12	2:F:415:PRO:CD	2.46	0.45
2:F:446:THR:C	2:F:450:ASN:H	2.19	0.45
2:F:76:ARG:O	2:F:102:LEU:HD13	2.16	0.45
2:F:78:PHE:O	2:F:99:PHE:HB3	2.17	0.45
1:A:107:LEU:HD13	1:A:107:LEU:N	2.32	0.45
1:A:240:SER:O	1:A:243:ASP:CG	2.54	0.45
1:A:288:ARG:CZ	1:A:290:ARG:HH21	2.29	0.45
1:A:386:ARG:CG	1:A:390:GLN:HE22	2.29	0.45
1:A:597:ARG:HE	1:A:597:ARG:HB2	1.28	0.45
1:A:788:GLY:O	1:A:792:LEU:N	2.49	0.45
2:B:78:PHE:CE1	2:B:103:GLY:N	2.85	0.45
2:B:130:ALA:HB1	2:B:188:GLY:HA3	1.99	0.45
2:B:301:GLU:HG2	2:B:303:LEU:HD12	1.99	0.45
2:B:336:LEU:CG	2:B:337:SER:N	2.79	0.45
2:B:77:HIS:CG	2:C:195:ASN:OD1	2.69	0.45
2:C:241:TRP:CG	2:C:243:THR:HG23	2.51	0.45
2:C:342:LEU:HD23	2:C:345:GLY:N	2.17	0.45
1:D:1103:SER:O	1:D:1106:VAL:N	2.50	0.45
1:D:887:VAL:N	1:D:1139:TYR:O	2.48	0.45
1:D:897:TRP:CH2	1:D:1173:LEU:HB3	2.52	0.45

Continued on next page...

Continued from previous page...

Atom-1	Atom-2	Interatomic distance (Å)	Clash overlap (Å)
1:D:1198:LYS:N	1:D:1204:THR:CG2	2.78	0.45
1:D:190:PRO:O	1:D:192:GLU:N	2.49	0.45
1:D:277:HIS:HB3	1:D:291:PHE:CD2	2.52	0.45
1:D:253:ALA:HB2	1:D:280:GLU:C	2.37	0.45
1:D:375:GLU:CD	1:D:379:LYS:HA	2.37	0.45
1:D:389:PHE:CA	1:D:393:MET:HG2	2.45	0.45
1:D:576:LEU:CD1	1:D:577:CYS:SG	3.05	0.45
1:D:597:ARG:HH12	1:D:725:PRO:N	2.14	0.45
1:D:793:GLU:O	1:D:797:MET:CG	2.64	0.45
1:D:992:LEU:HB2	1:D:997:LEU:HB2	1.98	0.45
2:E:109:ASN:HB2	2:E:378:LEU:C	2.37	0.45
2:E:322:LEU:O	2:E:323:HIS:C	2.52	0.45
2:E:372:LEU:O	2:E:458:ARG:CD	2.63	0.45
2:F:111:ALA:O	2:F:115:TRP:HB2	2.15	0.45
2:F:236:GLU:HA	2:F:341:ASP:CG	2.35	0.45
2:F:353:SER:HG	2:F:354:PHE:H	1.65	0.45
2:F:375:HIS:HE2	2:F:377:CYS:HG	1.64	0.45
2:F:455:LEU:CB	2:F:456:ARG:NE	2.74	0.45
1:A:1006:ARG:N	1:A:1006:ARG:HD2	2.31	0.45
1:A:1042:GLU:OE1	1:A:1042:GLU:HA	2.17	0.45
1:A:1109:LEU:CD1	1:A:1113:LEU:HD21	2.38	0.45
1:A:1131:ILE:CG2	1:A:1137:VAL:CA	2.84	0.45
1:A:1158:LEU:HD11	1:A:1179:PHE:CE1	2.51	0.45
1:A:1188:CYS:C	1:A:1189:LEU:CD2	2.75	0.45
1:A:170:ALA:CB	1:A:175:TRP:CZ2	2.67	0.45
1:A:304:LEU:O	1:A:850:ILE:HG21	2.17	0.45
1:A:460:LYS:NZ	1:A:594:LEU:HD21	2.32	0.45
1:A:462:SER:HG	1:A:463:LEU:H	1.61	0.45
1:A:577:CYS:HB3	1:A:578:PRO:HD2	1.97	0.45
1:A:586:THR:O	1:A:587:PRO:C	2.54	0.45
1:A:612:LEU:HD21	1:A:614:TYR:C	2.36	0.45
1:A:606:THR:OG1	1:A:613:HIS:CA	2.65	0.45
1:A:607:TRP:HZ2	1:A:670:PRO:C	2.20	0.45
1:A:784:GLY:HA3	2:C:362:THR:C	2.36	0.45
1:A:892:ASP:CB	1:A:927:ARG:HH22	2.30	0.45
1:A:931:LEU:O	1:A:934:LYS:N	2.49	0.45
1:A:972:ARG:C	1:A:974:THR:H	2.20	0.45
1:A:984:GLN:O	1:A:987:ALA:HB3	2.17	0.45
2:B:122:ARG:CB	2:B:124:GLN:HE21	2.26	0.45
2:B:261:GLN:N	2:B:264:ARG:HD3	2.29	0.45
2:B:320:SER:O	2:B:323:HIS:CD2	2.70	0.45

Continued on next page...

Continued from previous page...

Atom-1	Atom-2	Interatomic distance (Å)	Clash overlap (Å)
2:B:385:LEU:N	2:B:414:TRP:O	2.49	0.45
2:C:187:HIS:HA	2:C:190:LEU:CD1	2.46	0.45
2:C:197:LEU:O	2:C:202:LYS:HA	2.17	0.45
2:C:200:VAL:HG11	2:C:204:LEU:CD1	2.44	0.45
2:C:320:SER:HB3	2:C:321:LYS:CG	2.38	0.45
1:D:103:SER:OG	1:D:104:VAL:N	2.49	0.45
1:D:1040:LYS:HE3	1:D:1040:LYS:CA	2.46	0.45
1:D:944:GLU:CB	1:D:1071:ARG:HD3	2.44	0.45
1:D:1157:ASN:C	1:D:1161:ARG:HD2	2.36	0.45
1:D:877:MET:CE	1:D:1203:PRO:C	2.84	0.45
1:D:179:GLY:N	1:D:180:PRO:CD	2.79	0.45
1:D:251:THR:O	1:D:254:SER:N	2.49	0.45
1:D:466:LEU:O	1:D:470:ALA:HB3	2.17	0.45
1:D:635:PRO:HA	1:D:639:THR:HG1	1.77	0.45
1:D:652:ILE:HG12	1:D:655:LEU:HG	1.98	0.45
1:D:653:GLU:HA	1:D:656:TYR:CD2	2.51	0.45
1:D:439:GLN:HG3	1:D:836:LEU:H	1.82	0.45
2:E:382:LYS:HE3	2:E:383:VAL:C	2.37	0.45
2:E:69:LEU:O	2:E:72:ILE:HB	2.17	0.45
2:F:193:TYR:CD1	2:F:242:PHE:CE2	3.04	0.45
1:D:1209:ARG:NH1	2:F:252:LEU:HD22	2.32	0.45
2:F:322:LEU:HD22	2:F:324:GLY:N	2.32	0.45
2:F:78:PHE:CE2	2:F:350:LEU:CD2	2.99	0.45
2:F:363:ARG:HB3	2:F:363:ARG:HH11	1.77	0.45
2:F:399:CYS:O	2:F:400:GLN:C	2.55	0.45
1:A:1005:VAL:O	1:A:1006:ARG:C	2.54	0.45
1:A:1074:VAL:CG2	1:A:1098:ASN:HD21	2.30	0.45
1:A:145:LYS:CG	1:A:1118:TRP:CH2	2.92	0.45
1:A:296:SER:CB	1:A:846:THR:OG1	2.64	0.45
1:A:298:HIS:O	1:A:299:MET:C	2.54	0.45
1:A:408:GLN:C	1:A:411:LEU:HG	2.36	0.45
1:A:633:LYS:CD	1:A:634:LEU:N	2.78	0.45
1:A:800:PHE:CE2	1:A:867:PRO:CB	3.00	0.45
1:A:851:THR:O	1:A:852:ARG:HG3	2.16	0.45
1:A:808:ILE:HG21	1:A:874:LEU:HD13	1.99	0.45
1:A:436:PRO:HB3	1:A:880:ALA:H	1.81	0.45
1:A:995:TYR:C	1:A:996:ARG:HG3	2.37	0.45
2:B:301:GLU:HA	2:B:340:GLY:CA	2.33	0.45
2:B:312:LEU:HA	2:B:312:LEU:HD12	1.71	0.45
2:B:338:VAL:O	2:B:339:ASN:ND2	2.40	0.45
2:C:200:VAL:HG11	2:C:204:LEU:CB	2.46	0.45

Continued on next page...

Continued from previous page...

Atom-1	Atom-2	Interatomic distance (Å)	Clash overlap (Å)
1:A:784:GLY:HA3	2:C:363:ARG:CD	2.47	0.45
1:D:1158:LEU:CG	1:D:1159:LEU:H	2.27	0.45
1:D:1200:PRO:CG	1:D:1200:PRO:O	2.65	0.45
1:D:877:MET:HE1	1:D:1203:PRO:CA	2.47	0.45
1:D:163:PRO:C	1:D:165:LYS:N	2.64	0.45
1:D:196:VAL:HA	1:D:267:VAL:HG12	1.99	0.45
1:D:225:SER:HA	1:D:228:LEU:CD2	2.44	0.45
1:D:228:LEU:HG	1:D:229:VAL:H	1.82	0.45
1:D:580:LEU:CD1	1:D:580:LEU:C	2.75	0.45
1:D:630:ASN:C	1:D:631:LEU:HD23	2.37	0.45
1:D:655:LEU:C	1:D:659:HIS:NE2	2.70	0.45
1:D:805:HIS:O	1:D:806:LYS:C	2.53	0.45
2:E:199:LEU:HG	2:E:200:VAL:H	1.80	0.45
2:E:230:SER:OG	2:E:231:ILE:N	2.49	0.45
2:E:407:LEU:HD21	2:E:412:SER:HA	1.93	0.45
2:E:425:LEU:C	2:E:426:GLU:OE1	2.55	0.45
2:F:124:GLN:C	2:F:125:VAL:CG1	2.85	0.45
2:E:104:VAL:CG2	2:F:128:VAL:O	2.65	0.45
2:F:452:LEU:O	2:F:453:ILE:CB	2.64	0.45
1:A:1108:TYR:CE2	1:A:1112:MET:CE	2.99	0.45
1:A:1131:ILE:HG23	1:A:1137:VAL:HA	1.94	0.45
1:A:1108:TYR:CA	1:A:1164:PHE:HZ	2.29	0.45
1:A:197:PHE:HB3	1:A:277:HIS:HD2	1.79	0.45
1:A:296:SER:OG	1:A:297:MET:N	2.50	0.45
1:A:316:LYS:HB2	1:A:348:LEU:HD12	1.97	0.45
1:A:312:TRP:CH2	1:A:346:ASP:N	2.85	0.45
1:A:424:LEU:N	1:A:424:LEU:CD2	2.64	0.45
1:A:462:SER:C	1:A:466:LEU:CD2	2.81	0.45
1:A:559:LEU:CG	1:A:560:PRO:HD3	2.46	0.45
1:A:611:PRO:HG3	1:A:671:GLN:HG3	1.99	0.45
1:A:452:TYR:CD1	1:A:801:TRP:NE1	2.83	0.45
1:A:821:LEU:CD1	1:A:825:VAL:CB	2.92	0.45
1:A:869:ARG:O	1:A:870:VAL:C	2.55	0.45
1:A:875:LYS:HA	1:A:878:VAL:CG2	2.47	0.45
2:B:348:ALA:C	2:B:350:LEU:H	2.20	0.45
2:B:391:PRO:CD	2:B:392:THR:H	2.29	0.45
2:B:405:GLU:OE1	2:B:405:GLU:HA	2.16	0.45
2:B:431:LYS:O	2:B:431:LYS:HG2	2.16	0.45
2:B:99:PHE:O	2:C:128:VAL:CG1	2.65	0.45
2:C:121:PHE:C	2:C:123:GLU:N	2.69	0.45
2:C:185:LEU:HD12	2:C:236:GLU:HB2	1.99	0.45

Continued on next page...

Continued from previous page...

Atom-1	Atom-2	Interatomic distance (Å)	Clash overlap (Å)
2:C:325:ARG:NH2	2:C:327:GLY:CA	2.80	0.45
2:C:484:ASN:O	2:C:485:VAL:C	2.55	0.45
1:D:104:VAL:CG1	1:D:105:GLU:N	2.79	0.45
1:D:1154:GLN:HG2	1:D:1179:PHE:CD2	2.52	0.45
1:D:346:ASP:H	1:D:1040:LYS:CD	2.24	0.45
1:D:361:ARG:NH2	1:D:362:LEU:CG	2.79	0.45
1:D:294:THR:CB	1:D:407:PHE:CE2	2.99	0.45
1:D:461:LYS:H	1:D:461:LYS:HD2	1.82	0.45
1:D:482:ASP:CB	1:D:483:PRO:CD	2.95	0.45
1:D:815:TRP:CZ3	1:D:836:LEU:CB	2.99	0.45
2:E:196:CYS:O	2:E:197:LEU:C	2.55	0.45
2:E:214:CYS:SG	2:E:236:GLU:CB	3.05	0.45
2:E:258:HIS:O	2:E:261:GLN:HB2	2.17	0.45
2:E:322:LEU:HD12	2:E:332:VAL:HG11	1.98	0.45
2:E:91:LEU:HD22	2:E:91:LEU:N	2.32	0.45
2:F:146:ARG:HD2	2:F:228:VAL:HG21	1.98	0.45
2:F:389:ARG:NH2	2:F:390:GLY:HA3	2.32	0.45
2:F:431:LYS:CE	2:F:435:MET:HG2	2.47	0.45
2:F:69:LEU:HD12	2:F:69:LEU:O	2.17	0.45
2:F:72:ILE:O	2:F:75:ARG:O	2.35	0.45
1:A:131:TYR:CD2	1:A:131:TYR:N	2.79	0.45
1:A:406:VAL:CG2	1:A:407:PHE:HD2	2.30	0.45
1:A:614:TYR:HE2	1:A:620:TRP:CE3	2.35	0.45
1:A:657:ARG:O	1:A:658:LYS:C	2.53	0.45
1:A:828:HIS:O	1:A:830:ASP:OD2	2.36	0.45
1:A:875:LYS:CA	1:A:878:VAL:HG23	2.47	0.45
1:A:979:ALA:O	1:A:980:GLU:C	2.55	0.45
1:A:98:ALA:O	1:A:102:ARG:CG	2.57	0.45
2:B:106:LEU:O	2:B:109:ASN:CB	2.65	0.45
2:B:250:GLN:O	2:B:252:LEU:N	2.42	0.45
2:B:114:TRP:HD1	2:B:262:TRP:CE3	2.35	0.45
2:C:114:TRP:HB2	2:C:262:TRP:CZ2	2.51	0.45
2:C:275:SER:CB	2:C:287:ASN:ND2	2.75	0.45
2:C:306:LEU:N	2:C:335:VAL:CG1	2.69	0.45
2:C:353:SER:HB3	2:C:373:LYS:O	2.17	0.45
2:C:476:ILE:HD13	2:C:477:LYS:HG3	1.99	0.45
1:D:1184:ASP:OD1	1:D:1184:ASP:N	2.48	0.45
1:D:138:HIS:HA	1:D:141:LEU:CD1	2.47	0.45
1:D:173:GLU:C	1:D:220:TRP:HB3	2.38	0.45
1:D:208:CYS:SG	1:D:245:ILE:HG22	2.57	0.45
1:D:438:ASN:HD21	1:D:882:PRO:HD3	1.82	0.45

Continued on next page...

Continued from previous page...

Atom-1	Atom-2	Interatomic distance (Å)	Clash overlap (Å)
1:D:457:ARG:O	1:D:461:LYS:HD2	2.17	0.45
1:D:539:PHE:O	1:D:540:GLN:HB2	2.17	0.45
1:D:807:ARG:HH22	1:D:1061:LEU:CD1	2.30	0.45
1:D:80:SER:C	1:D:83:LEU:HD22	2.37	0.45
1:D:822:PRO:CD	1:D:825:VAL:CG2	2.78	0.45
1:D:972:ARG:C	1:D:974:THR:H	2.20	0.45
2:E:193:TYR:CE2	2:E:322:LEU:HB3	2.49	0.45
2:E:431:LYS:HD3	2:E:434:GLU:HG3	1.99	0.45
2:F:126:PHE:HB2	2:F:128:VAL:HG23	1.98	0.45
2:F:317:GLY:O	2:F:318:ASN:C	2.55	0.45
1:A:1030:ARG:CG	1:A:1040:LYS:NZ	2.62	0.44
1:A:252:GLY:O	1:A:256:PRO:HB3	2.17	0.44
1:A:348:LEU:HD13	1:A:350:ILE:CD1	2.45	0.44
1:A:371:LYS:C	1:A:372:GLU:CG	2.79	0.44
1:A:412:PRO:O	1:A:416:GLU:HG3	2.17	0.44
1:A:444:TYR:O	1:A:448:ALA:HB2	2.17	0.44
1:A:498:LYS:CG	1:A:518:ALA:HB3	2.47	0.44
1:A:83:LEU:O	1:A:86:GLN:N	2.50	0.44
1:A:897:TRP:O	1:A:900:ALA:CB	2.53	0.44
1:A:938:THR:O	1:A:939:VAL:CG2	2.65	0.44
2:B:214:CYS:HB3	2:B:236:GLU:CD	2.38	0.44
2:B:243:THR:O	2:B:334:CYS:HB2	2.18	0.44
2:B:453:ILE:HD13	2:B:466:MET:O	2.17	0.44
2:B:76:ARG:O	2:B:77:HIS:O	2.35	0.44
2:C:251:TRP:CZ3	2:C:254:PHE:CG	3.04	0.44
2:C:382:LYS:HD3	2:C:411:ILE:CD1	2.46	0.44
2:C:431:LYS:CE	2:C:435:MET:HG2	2.44	0.44
2:C:70:LEU:O	2:C:73:CYS:N	2.46	0.44
2:C:83:LYS:O	2:C:86:LEU:HB2	2.17	0.44
1:D:429:GLU:CG	1:D:1117:LYS:HE2	2.43	0.44
1:D:1139:TYR:CD1	1:D:1153:LEU:HD13	2.53	0.44
1:D:189:ILE:CG2	1:D:258:GLN:CB	2.89	0.44
1:D:282:TYR:CD1	1:D:282:TYR:N	2.84	0.44
1:D:295:MET:CE	1:D:354:ASN:HA	2.46	0.44
1:D:374:ARG:CD	1:D:392:LEU:CD2	2.87	0.44
1:D:375:GLU:C	1:D:378:VAL:H	2.19	0.44
1:D:416:GLU:C	1:D:418:CYS:N	2.69	0.44
1:D:612:LEU:HD23	1:D:620:TRP:O	2.17	0.44
1:D:733:HIS:O	1:D:750:PHE:O	2.35	0.44
1:D:743:ASP:CB	1:D:744:ILE:HD13	2.46	0.44
1:D:770:PHE:CE1	1:D:968:GLN:C	2.91	0.44

Continued on next page...

Continued from previous page...

Atom-1	Atom-2	Interatomic distance (Å)	Clash overlap (Å)
1:D:829:PRO:CD	1:D:829:PRO:O	2.66	0.44
2:F:229:LYS:O	2:F:230:SER:HB2	2.17	0.44
2:F:307:GLY:N	2:F:335:VAL:CG1	2.80	0.44
2:F:326:ASP:CG	2:F:329:LYS:CB	2.86	0.44
2:F:344:ARG:CG	2:F:347:LEU:HD22	2.47	0.44
2:F:375:HIS:NE2	2:F:377:CYS:SG	2.89	0.44
2:F:429:TYR:O	2:F:432:TYR:HB2	2.17	0.44
2:F:471:LEU:O	2:F:472:LYS:C	2.56	0.44
2:F:474:PHE:CD2	2:F:475:LEU:HD23	2.53	0.44
1:A:1035:LYS:HG3	1:A:1039:LYS:HE2	0.80	0.44
1:A:1048:ALA:CB	1:A:1092:PHE:CE1	3.00	0.44
1:A:773:LYS:HZ2	1:A:1057:MET:HE1	1.83	0.44
1:A:273:PHE:N	1:A:273:PHE:CD2	2.85	0.44
1:A:316:LYS:HZ2	1:A:350:ILE:HG21	1.82	0.44
1:A:392:LEU:CG	1:A:395:TYR:HB2	2.47	0.44
1:A:490:TRP:HH2	1:A:597:ARG:O	1.99	0.44
1:A:630:ASN:HD21	1:A:632:ALA:CB	2.30	0.44
1:A:659:HIS:CD2	1:A:720:THR:CG2	3.00	0.44
1:A:724:GLY:HA2	1:A:725:PRO:HA	1.55	0.44
2:B:289:LEU:N	2:B:301:GLU:O	2.48	0.44
2:B:105:GLU:HG3	2:B:380:PRO:O	2.17	0.44
2:C:214:CYS:SG	2:C:236:GLU:CG	3.05	0.44
2:C:243:THR:HB	2:C:247:THR:HG21	1.99	0.44
2:C:280:ASP:C	2:C:282:GLU:H	2.21	0.44
2:C:320:SER:CB	2:C:321:LYS:HG3	2.35	0.44
2:C:348:ALA:O	2:C:351:TYR:HB2	2.17	0.44
2:C:83:LYS:N	2:C:86:LEU:HD22	2.32	0.44
1:D:1067:SER:HB3	1:D:1073:PRO:HD2	1.98	0.44
1:D:1099:TRP:HE3	1:D:1099:TRP:HA	1.82	0.44
1:D:1108:TYR:O	1:D:1109:LEU:C	2.54	0.44
1:D:1131:ILE:HG13	1:D:1138:ARG:HB2	1.99	0.44
1:D:1155:ILE:O	1:D:1157:ASN:N	2.50	0.44
1:D:1180:PHE:O	1:D:1181:SER:C	2.56	0.44
1:D:887:VAL:CG1	1:D:1183:VAL:HG11	2.47	0.44
1:D:223:TRP:CZ3	1:D:250:PRO:HB3	2.49	0.44
1:D:267:VAL:CG2	1:D:291:PHE:CE2	2.99	0.44
1:D:529:ASP:O	1:D:530:LEU:CB	2.57	0.44
1:D:542:ASP:O	1:D:546:ARG:CB	2.65	0.44
1:D:576:LEU:H	1:D:579:ARG:HD2	1.83	0.44
1:D:486:TRP:CE3	1:D:598:VAL:HG21	2.53	0.44
1:D:840:ILE:C	1:D:841:LEU:HD23	2.37	0.44

Continued on next page...

Continued from previous page...

Atom-1	Atom-2	Interatomic distance (Å)	Clash overlap (Å)
2:E:311:LEU:H	2:E:313:HIS:HB3	1.82	0.44
2:E:318:ASN:C	2:E:320:SER:N	2.70	0.44
2:E:380:PRO:CG	2:E:438:LEU:CD1	2.96	0.44
2:F:389:ARG:CD	2:F:390:GLY:N	2.81	0.44
2:F:484:ASN:O	2:F:485:VAL:C	2.56	0.44
2:E:199:LEU:CB	2:F:77:HIS:NE2	2.74	0.44
1:A:1068:ASP:N	1:A:1071:ARG:HG2	2.02	0.44
1:A:129:PRO:O	1:A:131:TYR:CE2	2.70	0.44
1:A:196:VAL:O	1:A:401:TRP:CH2	2.61	0.44
1:A:210:THR:HA	1:A:224:CYS:HB2	1.95	0.44
1:A:266:VAL:HG22	1:A:267:VAL:H	1.82	0.44
1:A:470:ALA:O	1:A:474:LEU:HD13	2.17	0.44
1:A:549:LEU:HD23	1:A:549:LEU:HA	1.54	0.44
1:A:656:TYR:HA	1:A:659:HIS:CD2	2.51	0.44
1:A:439:GLN:HG2	1:A:836:LEU:H	1.78	0.44
1:A:907:PHE:CZ	1:A:1001:GLY:CA	2.99	0.44
2:B:385:LEU:O	2:B:415:PRO:HA	2.17	0.44
2:C:450:ASN:OD1	2:C:453:ILE:HD12	2.17	0.44
2:C:87:SER:O	2:C:90:SER:N	2.49	0.44
1:D:1015:THR:HB	1:D:1016:GLU:H	1.19	0.44
1:D:1046:GLU:O	1:D:1049:TRP:CD1	2.70	0.44
1:D:886:LEU:N	1:D:1146:ARG:NH1	2.66	0.44
1:D:127:LEU:HD23	1:D:128:PRO:HD2	1.98	0.44
1:D:220:TRP:NE1	1:D:221:TYR:HD2	2.14	0.44
1:D:221:TYR:O	1:D:222:SER:CB	2.65	0.44
1:D:257:THR:C	1:D:258:GLN:CG	2.85	0.44
1:D:546:ARG:NH2	2:F:408:GLU:CD	2.71	0.44
1:D:515:ILE:CG2	1:D:565:HIS:CG	3.00	0.44
1:D:711:ALA:O	1:D:712:VAL:HB	2.17	0.44
1:D:823:ARG:NH1	1:D:824:ALA:CB	2.80	0.44
1:D:992:LEU:C	1:D:996:ARG:CD	2.86	0.44
2:E:293:PHE:O	2:E:294:PRO:C	2.56	0.44
2:F:196:CYS:HB2	2:F:206:TYR:OH	2.18	0.44
2:F:239:LEU:N	2:F:338:VAL:HG13	2.22	0.44
2:F:385:LEU:HA	2:F:385:LEU:HD23	1.75	0.44
2:F:407:LEU:HD13	2:F:408:GLU:OE2	2.17	0.44
2:F:59:ALA:N	2:F:60:PRO:HD2	2.32	0.44
1:A:1133:ILE:O	1:A:1133:ILE:HG23	2.18	0.44
1:A:1146:ARG:HG3	1:A:1146:ARG:HH11	1.82	0.44
1:A:248:GLU:O	1:A:249:VAL:C	2.54	0.44
1:A:316:LYS:CD	1:A:350:ILE:CG1	2.85	0.44

Continued on next page...

Continued from previous page...

Atom-1	Atom-2	Interatomic distance (Å)	Clash overlap (Å)
1:A:215:ILE:HD12	1:A:401:TRP:CE3	2.51	0.44
1:A:477:GLU:CG	1:A:478:ARG:N	2.32	0.44
1:A:497:GLN:O	1:A:497:GLN:OE1	2.35	0.44
1:A:504:LYS:O	1:A:505:LYS:HG3	2.17	0.44
1:A:515:ILE:HG13	1:A:568:GLY:O	2.17	0.44
1:A:464:MET:SD	1:A:578:PRO:O	2.76	0.44
1:A:579:ARG:NH1	1:A:579:ARG:HG2	2.33	0.44
1:A:580:LEU:HD23	1:A:596:MET:SD	2.58	0.44
1:A:612:LEU:HD22	1:A:620:TRP:CA	2.45	0.44
1:A:646:VAL:O	1:A:647:CYS:HB2	2.17	0.44
1:A:737:GLY:N	1:A:750:PHE:HE1	2.16	0.44
1:A:801:TRP:CE2	1:A:805:HIS:HB2	2.53	0.44
1:A:862:ALA:HB1	1:A:875:LYS:CE	2.46	0.44
1:A:945:HIS:NE2	1:A:969:PHE:CG	2.85	0.44
1:A:980:GLU:O	1:A:984:GLN:HG3	2.18	0.44
1:A:993:ARG:HG3	1:A:994:TRP:CD1	2.52	0.44
2:B:251:TRP:HA	2:B:251:TRP:HE3	1.83	0.44
2:C:185:LEU:CD2	2:C:214:CYS:SG	3.05	0.44
2:C:241:TRP:CZ3	2:C:255:TRP:CZ2	3.06	0.44
1:A:1209:ARG:HH22	2:C:256:LEU:HG	1.82	0.44
2:C:92:LEU:CD2	2:C:344:ARG:HE	2.28	0.44
2:C:375:HIS:CD2	2:C:377:CYS:H	2.36	0.44
1:A:472:GLN:CG	2:C:460:THR:HB	2.41	0.44
1:D:1111:LEU:N	1:D:1111:LEU:HD12	2.32	0.44
1:D:1111:LEU:CD1	1:D:1111:LEU:N	2.80	0.44
1:D:1166:TYR:CE2	1:D:1171:ASN:HA	2.53	0.44
1:D:249:VAL:HG11	1:D:251:THR:CG2	2.47	0.44
1:D:305:SER:HB2	1:D:308:GLN:CD	2.38	0.44
1:D:803:ASN:OD1	1:D:803:ASN:N	2.50	0.44
1:D:958:GLY:O	1:D:959:GLN:C	2.56	0.44
2:E:94:GLY:CA	2:E:96:HIS:CE1	2.97	0.44
2:F:405:GLU:OE1	2:F:406:LEU:HD12	2.16	0.44
2:F:407:LEU:HD23	2:F:407:LEU:O	2.17	0.44
1:A:1014:ARG:O	1:A:1014:ARG:HG2	2.17	0.44
1:A:247:LEU:HD11	1:A:251:THR:HG21	1.96	0.44
1:A:467:ALA:HB2	1:A:602:LEU:HD13	2.00	0.44
1:A:484:TRP:O	1:A:488:LEU:CG	2.57	0.44
1:A:515:ILE:HG12	1:A:565:HIS:HA	1.99	0.44
1:A:756:ASP:OD1	1:A:770:PHE:HZ	2.00	0.44
1:A:762:VAL:HG23	1:A:763:GLY:N	2.32	0.44
1:A:893:SER:O	1:A:894:GLN:C	2.55	0.44

Continued on next page...

Continued from previous page...

Atom-1	Atom-2	Interatomic distance (Å)	Clash overlap (Å)
2:B:100:GLY:CA	2:C:128:VAL:HG11	2.47	0.44
2:B:461:THR:CG2	2:B:463:LYS:NZ	2.80	0.44
2:B:79:LEU:C	2:B:100:GLY:HA3	2.38	0.44
2:C:395:LEU:CD1	2:C:444:THR:CA	2.90	0.44
2:C:449:GLU:H	2:C:451:GLY:N	2.15	0.44
2:C:459:ASP:O	2:C:460:THR:OG1	2.32	0.44
1:D:1027:LYS:CB	1:D:1091:GLU:CA	2.85	0.44
1:D:1129:PHE:HB2	1:D:1138:ARG:O	2.17	0.44
1:D:897:TRP:CH2	1:D:1173:LEU:HD22	2.53	0.44
1:D:1209:ARG:NH1	2:F:252:LEU:CD1	2.64	0.44
1:D:1224:ILE:HD11	1:D:1228:LYS:HE3	2.00	0.44
1:D:192:GLU:HG2	1:D:193:ARG:C	2.38	0.44
1:D:384:ASP:O	1:D:388:ASN:OD1	2.36	0.44
1:D:301:ILE:HG13	1:D:415:LEU:HD12	1.99	0.44
1:D:549:LEU:C	1:D:551:LYS:HD2	2.38	0.44
1:D:726:LYS:O	1:D:727:ASP:HB3	2.17	0.44
1:D:786:ALA:O	1:D:787:SER:HB3	2.17	0.44
1:D:826:ILE:O	1:D:829:PRO:HB3	2.18	0.44
1:D:876:ALA:O	1:D:1189:LEU:HD23	2.18	0.44
2:E:109:ASN:CB	2:E:378:LEU:O	2.66	0.44
2:E:382:LYS:CD	2:E:383:VAL:H	2.31	0.44
2:E:382:LYS:HG3	2:E:383:VAL:H	1.68	0.44
2:E:384:ALA:HB1	2:E:385:LEU:H	1.13	0.44
2:E:441:VAL:HG22	2:E:455:LEU:HD13	2.00	0.44
2:F:129:ASP:OD1	2:F:131:LEU:HD13	2.18	0.44
2:F:138:LEU:HB3	2:F:139:LEU:H	1.57	0.44
2:F:263:TRP:CZ3	2:F:349:TYR:CE2	3.06	0.44
2:F:394:GLU:N	2:F:394:GLU:OE1	2.51	0.44
2:F:426:GLU:O	2:F:429:TYR:HB2	2.17	0.44
2:F:444:THR:O	2:F:447:THR:HG21	2.12	0.44
2:F:454:HIS:CD2	2:F:468:ILE:HG13	2.53	0.44
1:A:1026:ARG:CA	1:A:1029:GLN:NE2	2.80	0.44
1:A:1041:TRP:CD1	1:A:1043:VAL:CB	2.97	0.44
1:A:1146:ARG:HH22	1:A:1186:ASP:H	1.65	0.44
1:A:652:ILE:O	1:A:655:LEU:HD12	2.17	0.44
1:A:655:LEU:HA	1:A:713:PRO:HB3	2.00	0.44
1:A:905:ALA:CA	1:A:910:MET:HB3	2.47	0.44
1:A:933:SER:HB2	1:A:943:ARG:NH1	2.33	0.44
1:A:934:LYS:HE3	1:A:934:LYS:HB2	1.77	0.44
1:A:973:LEU:HD13	1:A:977:GLU:OE1	2.18	0.44
2:B:132:HIS:CD2	2:B:182:ARG:NH1	2.85	0.44

Continued on next page...

Continued from previous page...

Atom-1	Atom-2	Interatomic distance (Å)	Clash overlap (Å)
2:B:217:PRO:HB2	2:B:231:ILE:HB	1.97	0.44
2:B:259:ARG:HD2	2:B:262:TRP:CB	2.48	0.44
2:C:199:LEU:HD12	2:C:200:VAL:N	2.32	0.44
1:A:1208:ARG:CZ	2:C:277:ASP:OD1	2.65	0.44
2:C:483:LYS:O	2:C:485:VAL:CG1	2.66	0.44
1:D:1027:LYS:HD3	1:D:1027:LYS:N	2.33	0.44
1:D:1118:TRP:NE1	1:D:1122:GLU:OE1	2.51	0.44
1:D:1163:MET:CE	1:D:1167:LYS:CG	2.95	0.44
1:D:368:PRO:HA	1:D:369:LEU:HA	1.41	0.44
1:D:518:ALA:O	1:D:521:PRO:HD2	2.17	0.44
1:D:597:ARG:O	1:D:600:PRO:HD2	2.17	0.44
1:D:598:VAL:N	1:D:616:GLU:OE1	2.49	0.44
1:D:801:TRP:CD2	1:D:870:VAL:HG12	2.53	0.44
1:D:83:LEU:C	1:D:87:ILE:O	2.56	0.44
1:D:985:MET:O	1:D:986:TYR:C	2.56	0.44
2:E:386:ASP:HB3	2:E:441:VAL:O	2.18	0.44
2:F:241:TRP:HE3	2:F:336:LEU:CD1	2.30	0.44
2:F:259:ARG:CZ	2:F:339:ASN:HD21	2.31	0.44
2:F:79:LEU:HD13	2:F:79:LEU:HA	1.72	0.44
1:A:1064:ILE:C	1:A:1066:THR:H	2.21	0.44
1:A:1179:PHE:O	1:A:1220:ILE:CD1	2.65	0.44
1:A:184:ALA:O	1:A:185:VAL:CG1	2.58	0.44
1:A:188:ALA:O	1:A:189:ILE:CG1	2.65	0.44
1:A:192:GLU:HB3	1:A:195:LEU:HD21	1.95	0.44
1:A:316:LYS:CB	1:A:348:LEU:HD11	2.47	0.44
1:A:316:LYS:NZ	1:A:350:ILE:CG1	2.80	0.44
1:A:515:ILE:HG12	1:A:565:HIS:CA	2.48	0.44
1:A:623:LEU:H	1:A:623:LEU:CD2	2.29	0.44
1:A:630:ASN:O	1:A:631:LEU:HD23	2.18	0.44
1:A:741:ASP:O	1:A:742:VAL:CB	2.50	0.44
1:A:792:LEU:O	1:A:796:LYS:CG	2.66	0.44
1:A:70:ARG:HD3	1:A:81:ARG:HB3	1.99	0.44
1:A:901:VAL:HA	1:A:904:ASP:OD2	2.18	0.44
1:A:992:LEU:HD12	1:A:993:ARG:N	2.28	0.44
2:B:132:HIS:CG	2:B:182:ARG:CZ	3.01	0.44
2:B:259:ARG:HH11	2:B:259:ARG:CB	2.29	0.44
2:B:277:ASP:HA	2:B:287:ASN:ND2	2.33	0.44
2:B:343:ASP:CG	2:B:344:ARG:HH21	2.18	0.44
2:B:423:SER:O	2:B:424:SER:HB3	2.17	0.44
2:C:200:VAL:HB	2:C:204:LEU:HD22	1.99	0.44
2:C:254:PHE:HE2	2:C:255:TRP:CE2	2.36	0.44

Continued on next page...

Continued from previous page...

Atom-1	Atom-2	Interatomic distance (Å)	Clash overlap (Å)
2:C:293:PHE:HB3	2:C:294:PRO:CD	2.47	0.44
2:C:363:ARG:NH1	2:C:363:ARG:CB	2.81	0.44
2:C:387:VAL:CG1	2:C:395:LEU:O	2.66	0.44
1:D:1190:ARG:NH1	1:D:1195:MET:SD	2.90	0.44
1:D:1200:PRO:O	1:D:1203:PRO:CD	2.40	0.44
1:D:1204:THR:C	1:D:1207:GLU:H	2.21	0.44
1:D:120:LEU:N	1:D:121:PRO:HD2	2.33	0.44
1:D:127:LEU:HA	1:D:128:PRO:HD3	1.56	0.44
1:D:143:ALA:HA	1:D:146:GLN:HG3	1.99	0.44
1:D:225:SER:O	1:D:229:VAL:HG22	2.18	0.44
1:D:416:GLU:HG3	1:D:416:GLU:H	1.66	0.44
1:D:448:ALA:HB1	1:D:870:VAL:CB	2.37	0.44
1:D:515:ILE:O	1:D:565:HIS:CE1	2.70	0.44
1:D:728:THR:HG22	1:D:729:GLN:N	2.32	0.44
1:D:784:GLY:O	2:F:363:ARG:HG2	2.17	0.44
2:E:203:ARG:NH2	2:E:203:ARG:CG	2.79	0.44
2:E:299:LEU:HD23	2:E:299:LEU:C	2.38	0.44
2:E:325:ARG:HA	2:E:331:VAL:HG12	1.98	0.44
2:E:437:ILE:CG2	2:E:439:PHE:O	2.66	0.44
2:E:90:SER:OG	2:E:96:HIS:N	2.51	0.44
2:F:106:LEU:O	2:F:107:ARG:C	2.53	0.44
2:F:128:VAL:HG12	2:F:129:ASP:H	1.83	0.44
2:F:78:PHE:HZ	2:F:346:MET:CE	2.29	0.44
1:A:106:HIS:C	1:A:108:GLN:H	2.20	0.44
1:A:1065:ALA:O	1:A:1071:ARG:HB3	2.17	0.44
1:A:79:LEU:CD1	1:A:1172:ASP:OD2	2.66	0.44
1:A:170:ALA:HB1	1:A:175:TRP:CH2	2.47	0.44
1:A:634:LEU:CD1	1:A:638:THR:HG21	2.47	0.44
1:A:617:ARG:HB2	1:A:725:PRO:HD3	2.00	0.44
1:A:869:ARG:HB3	1:A:872:SER:OG	2.18	0.44
1:A:930:ASP:C	1:A:933:SER:HB3	2.39	0.44
1:A:967:MET:HG2	1:A:978:ALA:HB2	1.99	0.44
1:A:967:MET:SD	1:A:978:ALA:HB2	2.57	0.44
2:B:114:TRP:C	2:B:116:THR:N	2.69	0.44
2:B:229:LYS:N	2:B:229:LYS:CD	2.78	0.44
2:B:236:GLU:CG	2:B:341:ASP:HB3	2.48	0.44
2:B:468:ILE:CG2	2:B:468:ILE:O	2.62	0.44
2:C:331:VAL:CG1	2:C:332:VAL:N	2.79	0.44
2:C:348:ALA:O	2:C:352:ASP:N	2.48	0.44
2:C:351:TYR:O	2:C:355:GLN:HB2	2.09	0.44
2:C:361:PHE:HD2	2:C:362:THR:CG2	2.30	0.44

Continued on next page...

Continued from previous page...

Atom-1	Atom-2	Interatomic distance (Å)	Clash overlap (Å)
2:C:367:LEU:C	2:C:367:LEU:HD12	2.38	0.44
1:D:1019:TRP:HE3	1:D:1168:LEU:CD1	2.30	0.44
1:D:175:TRP:CZ2	1:D:183:GLU:CG	3.01	0.44
1:D:242:ALA:O	1:D:246:PRO:CD	2.57	0.44
1:D:195:LEU:C	1:D:267:VAL:HG12	2.38	0.44
1:D:269:HIS:C	1:D:294:THR:CG2	2.79	0.44
1:D:293:ASP:OD2	1:D:294:THR:N	2.51	0.44
1:D:482:ASP:HB2	1:D:483:PRO:CD	2.46	0.44
1:D:547:ALA:C	1:D:551:LYS:CD	2.85	0.44
1:D:585:TRP:N	1:D:585:TRP:CE3	2.86	0.44
1:D:728:THR:CG2	1:D:741:ASP:OD2	2.64	0.44
1:D:790:ARG:C	1:D:792:LEU:N	2.71	0.44
1:D:279:ARG:NH1	1:D:841:LEU:HA	2.33	0.44
1:D:866:ARG:CB	1:D:867:PRO:HD3	2.29	0.44
1:D:870:VAL:HG22	1:D:874:LEU:HD22	2.00	0.44
1:D:927:ARG:HH11	1:D:927:ARG:HG3	1.83	0.44
2:E:125:VAL:HG22	2:E:241:TRP:HZ3	1.82	0.44
2:E:185:LEU:HD12	2:E:237:ALA:O	2.17	0.44
2:E:128:VAL:CB	2:E:208:LEU:HB3	2.35	0.44
2:E:215:PHE:C	2:E:216:HIS:HD2	2.21	0.44
2:E:335:VAL:CG2	2:E:336:LEU:H	2.31	0.44
2:E:404:ASN:C	2:E:406:LEU:H	2.21	0.44
2:F:270:PRO:O	2:F:273:PHE:HD2	2.01	0.44
2:F:451:GLY:O	2:F:452:LEU:CB	2.55	0.44
2:F:476:ILE:HD13	2:F:477:LYS:H	1.82	0.44
1:A:1030:ARG:NH2	1:A:1044:VAL:CG1	2.81	0.44
1:A:1179:PHE:HB3	1:A:1220:ILE:CG1	2.31	0.44
1:A:195:LEU:HA	1:A:216:SER:OG	2.18	0.44
1:A:241:PRO:C	1:A:244:LEU:HB2	2.38	0.44
1:A:493:GLN:O	1:A:495:PHE:CD1	2.71	0.44
1:A:494:GLU:HB2	1:A:572:TRP:CE2	2.52	0.44
1:A:612:LEU:C	1:A:612:LEU:HD12	2.38	0.44
1:A:635:PRO:C	1:A:637:GLY:N	2.71	0.44
1:A:730:PRO:CB	1:A:760:CYS:O	2.66	0.44
1:A:789:PRO:O	1:A:793:GLU:CB	2.65	0.44
1:A:950:ASN:O	1:A:951:TYR:O	2.35	0.44
1:A:963:GLU:HA	1:A:966:LEU:HG	1.99	0.44
1:A:97:GLU:O	1:A:98:ALA:C	2.54	0.44
2:B:79:LEU:HA	2:B:100:GLY:CA	2.48	0.44
2:B:206:TYR:CE1	2:B:242:PHE:HZ	2.36	0.44
2:B:418:LEU:O	2:B:418:LEU:HD23	2.18	0.44

Continued on next page...

Continued from previous page...

Atom-1	Atom-2	Interatomic distance (Å)	Clash overlap (Å)
2:C:115:TRP:CD1	2:C:119:VAL:HG21	2.53	0.44
2:C:204:LEU:HG	2:C:206:TYR:CG	2.53	0.44
1:D:873:GLU:HB2	1:D:1203:PRO:HB3	2.00	0.44
1:D:404:HIS:O	1:D:408:GLN:CB	2.66	0.44
1:D:601:LYS:CE	1:D:721:ALA:HB1	2.32	0.44
1:D:768:LYS:CA	1:D:772:PRO:CD	2.96	0.44
1:D:904:ASP:OD2	1:D:915:ALA:CB	2.63	0.44
1:D:914:THR:HA	1:D:918:TRP:CB	2.48	0.44
2:F:279:GLN:NE2	2:F:279:GLN:HA	2.33	0.44
2:F:342:LEU:HD23	2:F:342:LEU:C	2.38	0.44
1:A:1195:MET:O	1:A:1196:ASP:CG	2.56	0.43
1:A:1218:LEU:O	1:A:1219:ASP:CB	2.46	0.43
1:A:480:LYS:HA	1:A:484:TRP:HD1	1.82	0.43
1:A:486:TRP:CZ3	1:A:598:VAL:CG2	2.96	0.43
1:A:498:LYS:HG2	1:A:518:ALA:H	1.83	0.43
1:A:80:SER:H	1:A:83:LEU:CD1	2.08	0.43
1:A:877:MET:HA	1:A:877:MET:HE3	2.00	0.43
2:B:182:ARG:CD	2:B:214:CYS:HA	2.48	0.43
2:B:461:THR:HG23	2:B:461:THR:O	2.18	0.43
2:B:471:LEU:HD12	2:B:474:PHE:HD2	1.83	0.43
2:C:262:TRP:HZ3	2:C:263:TRP:CZ2	2.35	0.43
2:C:346:MET:CE	2:C:347:LEU:HD12	2.48	0.43
2:C:294:PRO:HG3	2:C:355:GLN:NE2	2.32	0.43
2:C:444:THR:N	2:C:447:THR:HG21	2.33	0.43
1:A:560:PRO:CB	2:C:452:LEU:HD21	2.47	0.43
2:C:90:SER:HB2	2:C:95:CYS:SG	2.59	0.43
1:D:119:PRO:HG2	1:D:120:LEU:HD22	1.99	0.43
1:D:166:PRO:HA	1:D:167:PRO:HD3	1.47	0.43
1:D:553:LYS:HD3	2:F:468:ILE:HG21	1.99	0.43
1:D:770:PHE:HE1	1:D:968:GLN:CA	2.30	0.43
1:D:776:ASP:C	1:D:776:ASP:OD1	2.57	0.43
1:D:79:LEU:HD11	1:D:1173:LEU:C	2.33	0.43
1:D:588:GLY:N	1:D:806:LYS:HZ1	2.16	0.43
1:D:247:LEU:N	1:D:815:TRP:HD1	2.14	0.43
1:D:80:SER:N	1:D:83:LEU:HD11	2.33	0.43
1:D:990:LYS:HE2	1:D:1000:GLU:OE2	2.14	0.43
2:E:235:THR:H	2:E:343:ASP:CG	2.22	0.43
2:E:72:ILE:CD1	2:E:72:ILE:N	2.80	0.43
2:F:186:LEU:O	2:F:187:HIS:C	2.56	0.43
2:F:251:TRP:HZ3	2:F:254:PHE:CG	2.35	0.43
2:F:253:ASP:OD1	2:F:256:LEU:HD23	2.18	0.43

Continued on next page...

Continued from previous page...

Atom-1	Atom-2	Interatomic distance (Å)	Clash overlap (Å)
2:F:191:GLU:CD	2:F:315:TYR:HH	2.21	0.43
2:F:326:ASP:OD1	2:F:329:LYS:CG	2.56	0.43
2:F:387:VAL:HG11	2:F:399:CYS:HB2	1.98	0.43
2:F:415:PRO:HA	2:F:417:TYR:HE2	1.82	0.43
2:F:471:LEU:CA	2:F:474:PHE:CD2	2.91	0.43
2:F:70:LEU:O	2:F:73:CYS:N	2.47	0.43
1:A:1046:GLU:CD	1:A:1049:TRP:CD1	2.91	0.43
1:A:1181:SER:O	1:A:1182:ALA:HB2	2.18	0.43
1:A:1227:THR:O	1:A:1235:SER:OG	2.34	0.43
1:A:267:VAL:CG2	1:A:291:PHE:CE2	3.01	0.43
1:A:402:ALA:O	1:A:403:THR:C	2.56	0.43
1:A:585:TRP:N	1:A:585:TRP:CE3	2.83	0.43
1:A:601:LYS:HG2	1:A:721:ALA:HB3	1.98	0.43
1:A:70:ARG:N	1:A:81:ARG:HD2	2.33	0.43
1:A:749:PHE:N	1:A:749:PHE:HD1	2.15	0.43
1:A:790:ARG:O	1:A:794:ILE:HG13	2.18	0.43
1:A:836:LEU:O	1:A:837:TYR:HD2	2.02	0.43
1:A:892:ASP:O	1:A:893:SER:OG	2.27	0.43
1:A:931:LEU:O	1:A:932:HIS:C	2.56	0.43
1:A:995:TYR:O	1:A:996:ARG:CG	2.66	0.43
2:B:117:SER:OG	2:B:259:ARG:HD3	2.18	0.43
2:B:132:HIS:CE1	2:B:182:ARG:HH22	2.36	0.43
2:B:194:VAL:HG13	2:B:195:ASN:H	1.83	0.43
2:B:246:ARG:C	2:B:248:SER:N	2.71	0.43
2:B:259:ARG:NH1	2:B:259:ARG:CB	2.81	0.43
2:B:261:GLN:O	2:B:262:TRP:C	2.55	0.43
2:C:207:GLY:CA	2:C:239:LEU:HD11	2.45	0.43
2:C:386:ASP:OD2	2:C:441:VAL:N	2.51	0.43
2:C:76:ARG:NE	2:C:434:GLU:HB3	2.32	0.43
1:D:1010:LEU:H	1:D:1011:PRO:CD	2.28	0.43
1:D:76:ILE:HD11	1:D:1174:PRO:N	2.33	0.43
1:D:1195:MET:C	1:D:1196:ASP:O	2.49	0.43
1:D:1151:LEU:CG	1:D:1223:ILE:HD11	2.48	0.43
1:D:180:PRO:O	1:D:181:GLU:OE2	2.36	0.43
1:D:175:TRP:CB	1:D:185:VAL:HG22	2.47	0.43
1:D:265:LEU:HD21	1:D:267:VAL:CB	2.48	0.43
1:D:353:VAL:HG23	1:D:354:ASN:OD1	2.19	0.43
1:D:363:TYR:O	1:D:364:VAL:CB	2.65	0.43
1:D:424:LEU:HD23	1:D:424:LEU:H	1.82	0.43
1:D:437:VAL:HG13	1:D:441:TRP:HB2	1.99	0.43
1:D:592:LEU:HA	1:D:595:GLN:HG2	1.93	0.43

Continued on next page...

Continued from previous page...

Atom-1	Atom-2	Interatomic distance (Å)	Clash overlap (Å)
1:D:768:LYS:HZ2	1:D:1064:ILE:HG22	1.83	0.43
1:D:779:LEU:HD22	1:D:780:GLN:CA	2.46	0.43
1:D:826:ILE:CB	1:D:831:TYR:HE2	2.26	0.43
1:D:444:TYR:CZ	1:D:877:MET:CE	3.01	0.43
1:D:878:VAL:O	1:D:879:GLN:HB3	2.18	0.43
1:D:950:ASN:O	1:D:953:ARG:HB2	2.18	0.43
1:D:954:ILE:HG22	1:D:955:TYR:N	2.33	0.43
1:D:989:THR:C	1:D:998:SER:HB3	2.38	0.43
2:E:100:GLY:O	2:E:104:VAL:N	2.48	0.43
2:E:131:LEU:O	2:E:182:ARG:NH2	2.47	0.43
2:E:252:LEU:HD13	2:E:252:LEU:O	2.18	0.43
2:E:289:LEU:C	2:E:290:TYR:CG	2.91	0.43
2:E:344:ARG:C	2:E:346:MET:N	2.70	0.43
2:E:406:LEU:HB2	2:E:413:VAL:HG23	2.00	0.43
2:E:406:LEU:HB2	2:E:413:VAL:CG2	2.48	0.43
2:E:448:LEU:HD23	2:E:449:GLU:CA	2.48	0.43
2:F:245:PRO:CG	2:F:246:ARG:N	2.81	0.43
2:F:331:VAL:CG1	2:F:332:VAL:N	2.78	0.43
2:F:386:ASP:OD2	2:F:441:VAL:N	2.51	0.43
2:F:431:LYS:HZ3	2:F:435:MET:CG	2.32	0.43
1:A:1151:LEU:O	1:A:1152:ALA:C	2.56	0.43
1:A:175:TRP:O	1:A:176:THR:HB	2.18	0.43
1:A:282:TYR:CZ	1:A:291:PHE:CZ	3.06	0.43
1:A:346:ASP:HB2	1:A:1040:LYS:HG3	2.00	0.43
1:A:542:ASP:O	1:A:546:ARG:HG3	2.18	0.43
1:A:570:PRO:CG	1:A:572:TRP:CZ3	3.02	0.43
1:A:601:LYS:C	1:A:602:LEU:O	2.45	0.43
1:A:610:PHE:HB2	1:A:611:PRO:HD3	2.00	0.43
1:A:79:LEU:HB2	1:A:89:GLY:O	2.19	0.43
1:A:588:GLY:N	1:A:806:LYS:HZ1	2.15	0.43
1:A:813:VAL:HG13	1:A:815:TRP:CZ2	2.52	0.43
1:A:904:ASP:OD1	1:A:915:ALA:HB3	2.19	0.43
1:A:916:PHE:CE2	1:A:920:THR:O	2.72	0.43
2:B:213:VAL:HG13	2:B:213:VAL:O	2.18	0.43
2:B:78:PHE:CE1	2:B:103:GLY:CA	3.01	0.43
2:C:121:PHE:C	2:C:123:GLU:H	2.21	0.43
2:C:280:ASP:HB3	2:C:282:GLU:O	2.18	0.43
2:C:322:LEU:C	2:C:322:LEU:HD13	2.36	0.43
2:C:372:LEU:HD21	2:C:436:SER:CB	2.46	0.43
1:A:560:PRO:HG2	2:C:452:LEU:HD21	2.00	0.43
1:D:113:TRP:CE3	1:D:114:GLY:N	2.58	0.43

Continued on next page...

Continued from previous page...

Atom-1	Atom-2	Interatomic distance (Å)	Clash overlap (Å)
1:D:352:SER:HB3	1:D:352:SER:C	2.36	0.43
1:D:440:ASN:CB	1:D:441:TRP:CE3	3.02	0.43
1:D:441:TRP:CE3	1:D:441:TRP:N	2.86	0.43
1:D:802:ARG:CG	1:D:803:ASN:N	2.81	0.43
1:D:874:LEU:HG	1:D:878:VAL:HG13	2.01	0.43
1:D:926:SER:O	1:D:929:THR:HG22	2.18	0.43
2:E:312:LEU:CD1	2:E:312:LEU:H	2.32	0.43
2:E:371:VAL:O	2:E:372:LEU:HB2	2.18	0.43
2:E:389:ARG:C	2:E:389:ARG:NE	2.70	0.43
2:E:476:ILE:O	2:E:480:SER:CB	2.66	0.43
2:F:247:THR:OG1	2:F:251:TRP:HB2	2.18	0.43
2:F:396:ARG:CZ	2:F:397:GLN:HA	2.48	0.43
2:F:433:ASP:C	2:F:435:MET:H	2.21	0.43
2:F:76:ARG:HD3	2:F:434:GLU:HB2	2.00	0.43
2:F:449:GLU:O	2:F:451:GLY:N	2.46	0.43
2:F:479:ILE:HG13	2:F:479:ILE:H	1.47	0.43
2:F:69:LEU:HD23	2:F:351:TYR:CD1	2.53	0.43
2:F:70:LEU:O	2:F:71:GLU:C	2.57	0.43
1:A:1040:LYS:C	1:A:1042:GLU:H	2.20	0.43
1:A:1108:TYR:HE2	1:A:1112:MET:HE1	1.81	0.43
1:A:1118:TRP:CZ3	1:A:1121:GLU:OE1	2.72	0.43
1:A:401:TRP:O	1:A:402:ALA:C	2.56	0.43
1:A:407:PHE:N	1:A:407:PHE:HD2	2.16	0.43
1:A:359:ALA:CB	1:A:407:PHE:HE2	2.22	0.43
1:A:459:MET:O	1:A:462:SER:OG	2.29	0.43
1:A:531:GLY:HA2	1:A:532:PRO:HD3	1.77	0.43
1:A:564:GLN:N	1:A:564:GLN:NE2	2.61	0.43
1:A:588:GLY:HA3	1:A:589:PRO:HD2	1.78	0.43
1:A:610:PHE:H	1:A:610:PHE:HD2	1.59	0.43
1:A:769:ASP:O	1:A:772:PRO:CD	2.66	0.43
1:A:79:LEU:HA	1:A:79:LEU:HD23	1.65	0.43
1:A:83:LEU:HD22	1:A:89:GLY:CA	2.39	0.43
1:A:81:ARG:HA	1:A:84:HIS:CD2	2.52	0.43
1:A:960:PRO:HA	1:A:963:GLU:HG3	1.99	0.43
2:B:382:LYS:N	2:B:412:SER:OG	2.50	0.43
2:B:95:CYS:O	2:B:96:HIS:C	2.56	0.43
1:D:1008:LEU:O	1:D:1012:VAL:CG2	2.63	0.43
1:D:1091:GLU:O	1:D:1092:PHE:CD2	2.71	0.43
1:D:887:VAL:N	1:D:1146:ARG:HH22	2.09	0.43
1:D:1232:GLU:HB2	1:D:1234:ARG:N	2.33	0.43
1:D:136:ASP:C	1:D:136:ASP:OD1	2.57	0.43

Continued on next page...

Continued from previous page...

Atom-1	Atom-2	Interatomic distance (Å)	Clash overlap (Å)
1:D:370:GLU:O	1:D:371:LYS:CB	2.60	0.43
1:D:169:TRP:CD1	1:D:390:GLN:O	2.71	0.43
1:D:545:ALA:O	1:D:548:CYS:SG	2.75	0.43
1:D:576:LEU:HB3	1:D:579:ARG:HD2	2.00	0.43
1:D:604:ALA:O	1:D:782:GLY:N	2.48	0.43
1:D:876:ALA:O	1:D:878:VAL:N	2.51	0.43
1:D:878:VAL:O	1:D:879:GLN:CB	2.61	0.43
2:E:205:PRO:CG	2:E:241:TRP:NE1	2.79	0.43
2:E:215:PHE:CD1	2:E:215:PHE:O	2.71	0.43
2:E:339:ASN:N	2:E:339:ASN:HD22	2.17	0.43
2:E:374:LEU:HB3	2:E:375:HIS:H	1.59	0.43
2:E:422:GLN:O	2:E:424:SER:N	2.51	0.43
2:E:379:ALA:CB	2:E:438:LEU:HD21	2.49	0.43
2:E:462:MET:HA	2:E:462:MET:HE1	2.01	0.43
2:F:262:TRP:O	2:F:266:PHE:HD2	2.02	0.43
2:F:403:PHE:HD2	2:F:404:ASN:N	2.15	0.43
2:F:427:GLN:C	2:F:430:SER:HG	2.21	0.43
1:A:1218:LEU:O	1:A:1222:GLN:CD	2.57	0.43
1:A:172:ALA:O	1:A:173:GLU:CB	2.67	0.43
1:A:249:VAL:HB	1:A:250:PRO:HD3	2.00	0.43
1:A:307:PHE:CD1	1:A:307:PHE:N	2.81	0.43
1:A:350:ILE:HA	1:A:350:ILE:HD12	1.67	0.43
1:A:371:LYS:HG2	1:A:372:GLU:HG2	1.99	0.43
1:A:415:LEU:C	1:A:417:ARG:H	2.21	0.43
1:A:420:HIS:ND1	1:A:422:VAL:HG23	2.33	0.43
1:A:498:LYS:HG2	1:A:518:ALA:N	2.33	0.43
1:A:539:PHE:C	1:A:539:PHE:CD2	2.92	0.43
1:A:543:VAL:HG13	1:A:544:MET:H	1.82	0.43
1:A:761:ASN:O	1:A:762:VAL:C	2.55	0.43
1:A:77:GLN:HB2	1:A:1174:PRO:CG	2.48	0.43
1:A:811:GLN:HG3	1:A:840:ILE:HD13	2.00	0.43
1:A:878:VAL:C	1:A:879:GLN:HE21	2.21	0.43
1:A:876:ALA:O	1:A:878:VAL:N	2.52	0.43
1:A:905:ALA:HA	1:A:910:MET:CB	2.48	0.43
1:A:968:GLN:O	1:A:970:ASN:O	2.37	0.43
2:B:101:PRO:HB2	2:B:102:LEU:HD12	2.01	0.43
2:B:206:TYR:CD1	2:B:207:GLY:O	2.70	0.43
2:B:343:ASP:OD2	2:B:344:ARG:NH2	2.33	0.43
2:B:433:ASP:O	2:B:436:SER:N	2.51	0.43
2:B:87:SER:O	2:B:91:LEU:HG	2.18	0.43
2:C:136:GLY:HA2	2:C:137:PRO:HD3	1.74	0.43

Continued on next page...

Continued from previous page...

Atom-1	Atom-2	Interatomic distance (Å)	Clash overlap (Å)
2:C:204:LEU:HG	2:C:206:TYR:CD2	2.54	0.43
2:B:133:HIS:CG	2:C:231:ILE:HG21	2.52	0.43
2:C:241:TRP:HZ3	2:C:255:TRP:CZ2	2.35	0.43
2:C:338:VAL:C	2:C:339:ASN:O	2.52	0.43
2:C:341:ASP:O	2:C:342:LEU:CB	2.66	0.43
2:C:344:ARG:O	2:C:347:LEU:N	2.52	0.43
2:C:456:ARG:NE	2:C:456:ARG:N	2.64	0.43
1:D:1047:ARG:O	1:D:1048:ALA:C	2.56	0.43
1:D:1051:GLY:HA2	1:D:1054:GLU:CG	2.36	0.43
1:D:1056:GLU:HA	1:D:1059:ASN:ND2	2.22	0.43
1:D:1126:ASP:O	1:D:1142:ARG:HG3	2.19	0.43
1:D:177:ARG:HE	1:D:216:SER:N	2.13	0.43
1:D:214:ALA:CB	1:D:219:ALA:HB3	2.48	0.43
1:D:281:GLN:NE2	1:D:287:SER:OG	2.51	0.43
1:D:359:VAL:CG1	1:D:406:VAL:HG21	2.48	0.43
1:D:559:LEU:CD1	1:D:560:PRO:CD	2.96	0.43
1:D:597:ARG:O	1:D:598:VAL:C	2.56	0.43
1:D:598:VAL:HG22	1:D:601:LYS:HE2	2.00	0.43
1:D:770:PHE:HE1	1:D:968:GLN:C	2.21	0.43
1:D:774:MET:HB3	1:D:779:LEU:HD13	2.01	0.43
1:D:783:PRO:CG	1:D:784:GLY:N	2.81	0.43
1:D:921:LEU:H	1:D:921:LEU:HD12	1.84	0.43
1:D:954:ILE:CG2	1:D:955:TYR:N	2.82	0.43
2:E:401:GLY:O	2:E:405:GLU:HB2	2.18	0.43
2:F:203:ARG:CG	2:F:325:ARG:HD3	2.49	0.43
2:F:235:THR:O	2:F:341:ASP:CG	2.57	0.43
2:F:278:CYS:SG	2:F:279:GLN:N	2.92	0.43
2:F:259:ARG:HE	2:F:339:ASN:HD21	1.66	0.43
2:F:351:TYR:O	2:F:355:GLN:CB	2.65	0.43
2:F:446:THR:CB	2:F:450:ASN:CB	2.80	0.43
1:A:1123:PHE:N	1:A:1123:PHE:CD1	2.86	0.43
1:A:1131:ILE:HD13	1:A:1137:VAL:C	2.38	0.43
1:A:1161:ARG:O	1:A:1162:CYS:C	2.55	0.43
1:A:1170:LEU:N	1:A:1170:LEU:CD1	2.82	0.43
1:A:448:ALA:HA	1:A:1202:ASN:HD21	1.84	0.43
1:A:1231:LEU:CD1	1:A:1235:SER:CB	2.97	0.43
1:A:167:PRO:CB	1:A:177:ARG:NE	2.81	0.43
1:A:168:ALA:C	1:A:169:TRP:CG	2.91	0.43
1:A:165:LYS:HG3	1:A:178:TYR:HB2	2.00	0.43
1:A:583:PRO:C	1:A:585:TRP:N	2.71	0.43
1:A:845:VAL:HG11	1:A:848:GLY:CA	2.48	0.43

Continued on next page...

Continued from previous page...

Atom-1	Atom-2	Interatomic distance (Å)	Clash overlap (Å)
1:A:847:ALA:C	1:A:848:GLY:O	2.55	0.43
1:A:893:SER:OG	1:A:893:SER:O	2.36	0.43
1:A:891:VAL:HG22	1:A:894:GLN:CB	2.48	0.43
1:A:897:TRP:HE1	1:A:901:VAL:HG11	1.81	0.43
1:A:904:ASP:HB2	1:A:910:MET:C	2.37	0.43
1:A:76:ILE:HD13	1:A:911:HIS:CD2	2.54	0.43
2:B:108:LYS:HE3	2:C:115:TRP:CZ2	2.54	0.43
2:B:419:GLU:CD	2:C:201:ASN:ND2	2.71	0.43
2:C:256:LEU:O	2:C:257:ARG:C	2.57	0.43
2:C:364:LYS:HD3	2:C:364:LYS:N	2.18	0.43
2:C:102:LEU:HG	2:C:380:PRO:HG3	1.99	0.43
2:C:475:LEU:H	2:C:475:LEU:HG	1.50	0.43
1:D:907:PHE:CE1	1:D:1002:GLU:HB3	2.52	0.43
1:D:1024:ASP:C	1:D:1026:ARG:N	2.71	0.43
1:D:897:TRP:CZ2	1:D:1177:VAL:HG11	2.50	0.43
1:D:177:ARG:NH2	1:D:216:SER:HA	2.34	0.43
1:D:231:GLU:HA	1:D:231:GLU:OE1	2.19	0.43
1:D:256:PRO:HB3	1:D:281:GLN:HA	2.00	0.43
1:D:405:GLU:OE2	1:D:405:GLU:CA	2.66	0.43
1:D:458:GLU:N	1:D:460:LYS:CE	2.82	0.43
1:D:629:ASP:OD2	1:D:744:ILE:O	2.37	0.43
1:D:786:ALA:CB	2:F:358:GLU:OE2	2.67	0.43
1:D:916:PHE:O	1:D:916:PHE:CD1	2.70	0.43
1:D:989:THR:C	1:D:998:SER:CB	2.87	0.43
2:E:214:CYS:SG	2:E:236:GLU:OE1	2.77	0.43
2:E:260:LEU:O	2:E:264:ARG:HG3	2.19	0.43
2:E:326:ASP:N	2:E:331:VAL:HG12	2.29	0.43
2:E:79:LEU:C	2:E:100:GLY:CA	2.86	0.43
2:F:78:PHE:HD1	2:F:102:LEU:CD2	2.30	0.43
2:F:193:TYR:CB	2:F:242:PHE:CE2	2.97	0.43
2:F:454:HIS:HD2	2:F:468:ILE:CG1	2.31	0.43
1:A:1030:ARG:NE	1:A:1040:LYS:NZ	2.66	0.43
1:A:139:PHE:CE2	1:A:1111:LEU:HG	2.54	0.43
1:A:1190:ARG:HD2	1:A:1195:MET:HG2	2.00	0.43
1:A:166:PRO:CG	1:A:398:GLN:NE2	2.48	0.43
1:A:197:PHE:CZ	1:A:214:ALA:HB2	2.54	0.43
1:A:461:LYS:HE2	1:A:461:LYS:HB3	1.80	0.43
1:A:513:LEU:HB2	1:A:568:GLY:HA3	1.84	0.43
1:A:606:THR:CG2	1:A:620:TRP:CE3	2.78	0.43
1:A:739:TYR:HB3	1:A:740:ASN:H	1.51	0.43
1:A:784:GLY:HA3	2:C:363:ARG:CG	2.46	0.43

Continued on next page...

Continued from previous page...

Atom-1	Atom-2	Interatomic distance (Å)	Clash overlap (Å)
1:A:964:ARG:O	1:A:968:GLN:HG3	2.18	0.43
1:A:914:THR:CB	1:A:999:ASP:HB3	2.48	0.43
2:B:257:ARG:HG2	2:B:258:HIS:N	2.34	0.43
2:B:269:SER:O	2:B:272:ASN:CG	2.57	0.43
2:C:78:PHE:HD1	2:C:102:LEU:HD22	1.79	0.43
2:C:374:LEU:HB3	2:C:378:LEU:CB	2.36	0.43
1:D:1046:GLU:HG2	1:D:1049:TRP:NE1	2.34	0.43
1:D:285:GLN:HE21	1:D:1128:ARG:HG2	1.74	0.43
1:D:1212:ILE:HA	1:D:1212:ILE:HD12	1.80	0.43
1:D:421:PRO:HG2	1:D:422:VAL:HG23	2.00	0.43
1:D:420:HIS:O	1:D:424:LEU:CD1	2.66	0.43
1:D:509:THR:O	1:D:510:ALA:O	2.36	0.43
1:D:486:TRP:CZ2	1:D:722:ARG:CA	2.81	0.43
1:D:740:ASN:HB2	1:D:741:ASP:H	1.56	0.43
1:D:788:GLY:O	1:D:791:ALA:CA	2.67	0.43
1:D:922:GLN:HB2	1:D:924:ARG:HD3	2.01	0.43
1:D:955:TYR:O	1:D:956:GLY:O	2.37	0.43
1:D:993:ARG:NH2	1:D:994:TRP:CD1	2.87	0.43
1:D:994:TRP:O	1:D:994:TRP:CE3	2.71	0.43
2:E:109:ASN:CG	2:E:378:LEU:HB3	2.39	0.43
2:E:205:PRO:HG2	2:E:241:TRP:NE1	2.33	0.43
2:E:437:ILE:CG2	2:E:439:PHE:C	2.86	0.43
2:E:447:THR:HG22	2:E:451:GLY:HA2	2.00	0.43
2:E:456:ARG:CZ	2:E:463:LYS:CE	2.83	0.43
2:E:475:LEU:O	2:E:479:ILE:HG13	2.19	0.43
2:F:374:LEU:O	2:F:375:HIS:C	2.57	0.43
2:F:454:HIS:CD2	2:F:472:LYS:HE3	2.54	0.43
2:F:474:PHE:HA	2:F:477:LYS:CG	2.49	0.43
1:A:1060:LYS:HE2	1:A:1065:ALA:H	1.76	0.43
1:A:177:ARG:O	1:A:178:TYR:C	2.56	0.43
1:A:276:ALA:O	1:A:279:ARG:N	2.44	0.43
1:A:275:ARG:C	1:A:278:ILE:HB	2.39	0.43
1:A:313:ILE:HA	1:A:316:LYS:CE	2.45	0.43
1:A:653:GLU:OE2	1:A:657:ARG:CZ	2.67	0.43
1:A:618:HIS:NE2	1:A:726:LYS:O	2.52	0.43
1:A:737:GLY:N	1:A:750:PHE:CE1	2.86	0.43
1:A:608:ASP:C	1:A:779:LEU:HD22	2.39	0.43
2:B:280:ASP:HB3	2:B:281:GLU:CB	2.49	0.43
2:C:115:TRP:CH2	2:C:210:GLN:HA	2.54	0.43
2:C:293:PHE:HB3	2:C:294:PRO:HD2	2.01	0.43
2:C:432:TYR:C	2:C:435:MET:H	2.21	0.43

Continued on next page...

Continued from previous page...

Atom-1	Atom-2	Interatomic distance (Å)	Clash overlap (Å)
2:C:464:GLU:OE2	2:C:466:MET:CG	2.64	0.43
2:C:468:ILE:C	2:C:471:LEU:HD13	2.39	0.43
2:C:76:ARG:NH1	2:C:76:ARG:CG	2.81	0.43
1:D:1007:GLU:C	1:D:1011:PRO:HD3	2.34	0.43
1:D:1073:PRO:O	1:D:1074:VAL:C	2.57	0.43
1:D:1131:ILE:CG1	1:D:1138:ARG:HB2	2.48	0.43
1:D:1136:GLU:CG	1:D:1138:ARG:HH12	2.32	0.43
1:D:220:TRP:HD1	1:D:221:TYR:HD2	1.62	0.43
1:D:253:ALA:CA	1:D:280:GLU:HB2	2.49	0.43
1:D:275:ARG:O	1:D:279:ARG:HG2	2.18	0.43
1:D:401:TRP:CD1	1:D:404:HIS:CD2	2.96	0.43
1:D:427:MET:C	1:D:846:THR:HG21	2.38	0.43
1:D:477:GLU:HG2	1:D:478:ARG:N	2.34	0.43
1:D:482:ASP:OD1	1:D:484:TRP:HB3	2.19	0.43
1:D:501:LYS:HG2	1:D:502:LYS:N	2.33	0.43
1:D:525:MET:C	1:D:526:ASP:CG	2.77	0.43
1:D:549:LEU:O	1:D:552:LEU:N	2.51	0.43
1:D:559:LEU:CB	1:D:560:PRO:CD	2.97	0.43
1:D:715:GLN:O	1:D:716:PRO:C	2.57	0.43
1:D:788:GLY:O	1:D:791:ALA:CB	2.64	0.43
1:D:851:THR:O	1:D:852:ARG:CB	2.66	0.43
1:D:932:HIS:HE1	1:D:943:ARG:HB3	1.83	0.43
2:E:271:SER:C	2:E:273:PHE:N	2.71	0.43
2:E:471:LEU:O	2:E:474:PHE:HB3	2.18	0.43
2:F:248:SER:OG	2:F:249:ASN:N	2.47	0.43
2:F:302:THR:H	2:F:339:ASN:HA	1.82	0.43
2:F:338:VAL:HG12	2:F:339:ASN:N	2.34	0.43
2:F:438:LEU:CD2	2:F:438:LEU:N	2.81	0.43
2:F:472:LYS:O	2:F:475:LEU:CG	2.67	0.43
1:A:1133:ILE:HD13	1:A:1134:HIS:N	2.34	0.43
1:A:225:SER:HA	1:A:228:LEU:CD1	2.31	0.43
1:A:255:SER:N	1:A:256:PRO:CA	2.81	0.43
1:A:262:GLN:HB3	1:A:263:GLU:H	1.54	0.43
1:A:386:ARG:CA	1:A:389:PHE:HB3	2.46	0.43
1:A:444:TYR:CD2	1:A:874:LEU:CD2	2.85	0.43
1:A:616:GLU:OE2	1:A:724:GLY:N	2.48	0.43
1:A:618:HIS:N	1:A:725:PRO:CG	2.57	0.43
1:A:754:HIS:HA	1:A:770:PHE:HE2	1.83	0.43
1:A:600:PRO:CG	1:A:765:PRO:HG3	2.49	0.43
1:A:798:ILE:O	1:A:799:SER:C	2.57	0.43
1:A:824:ALA:C	1:A:827:ARG:H	2.22	0.43

Continued on next page...

Continued from previous page...

Atom-1	Atom-2	Interatomic distance (Å)	Clash overlap (Å)
1:A:944:GLU:HG2	1:A:947:LYS:HZ2	1.83	0.43
2:B:204:LEU:HG	2:B:325:ARG:CZ	2.48	0.43
2:B:234:LYS:O	2:B:236:GLU:CG	2.63	0.43
2:B:285:LYS:CG	2:B:286:GLY:N	2.37	0.43
2:B:311:LEU:HD13	2:B:322:LEU:HD13	2.00	0.43
2:B:375:HIS:HA	2:B:376:PRO:HD2	1.76	0.43
2:B:76:ARG:HH21	2:B:431:LYS:HB2	1.84	0.43
2:B:72:ILE:HA	2:B:75:ARG:CD	2.42	0.43
2:C:108:LYS:O	2:C:109:ASN:C	2.56	0.43
2:C:234:LYS:HZ1	2:C:344:ARG:CD	2.28	0.43
2:C:341:ASP:C	2:C:342:LEU:HD22	2.39	0.43
2:C:375:HIS:O	2:C:376:PRO:C	2.55	0.43
2:C:406:LEU:N	2:C:406:LEU:HD13	2.34	0.43
2:C:466:MET:CE	2:C:471:LEU:HD23	2.49	0.43
1:D:1119:LEU:N	1:D:1119:LEU:HD23	2.34	0.43
1:D:162:LEU:CG	1:D:162:LEU:O	2.67	0.43
1:D:248:GLU:OE1	1:D:250:PRO:CD	2.67	0.43
1:D:368:PRO:HB3	1:D:369:LEU:HD23	2.00	0.43
1:D:376:LEU:C	1:D:378:VAL:H	2.22	0.43
1:D:433:SER:HB3	1:D:844:VAL:HG21	2.00	0.43
1:D:440:ASN:HB2	1:D:441:TRP:CE3	2.53	0.43
1:D:469:ASP:O	1:D:473:LEU:HG	2.18	0.43
1:D:771:LEU:CD1	1:D:771:LEU:H	2.32	0.43
1:D:844:VAL:HG13	1:D:856:GLU:HG3	2.00	0.43
1:D:909:GLY:O	1:D:912:GLY:CA	2.66	0.43
1:D:961:PHE:CD1	1:D:961:PHE:N	2.83	0.43
2:E:183:GLU:O	2:E:214:CYS:SG	2.70	0.43
2:F:108:LYS:O	2:F:109:ASN:C	2.55	0.43
1:A:1036:SER:O	1:A:1039:LYS:HA	2.19	0.43
1:A:1208:ARG:CZ	2:C:277:ASP:CG	2.87	0.43
1:A:293:ASP:CB	1:A:296:SER:CB	2.97	0.43
1:A:348:LEU:CD1	1:A:350:ILE:HD13	2.45	0.43
1:A:599:THR:O	1:A:603:MET:HB2	2.19	0.43
1:A:624:VAL:CG2	1:A:747:CYS:SG	3.06	0.43
1:A:716:PRO:O	1:A:717:LEU:C	2.56	0.43
1:A:601:LYS:CA	1:A:717:LEU:HB3	2.41	0.43
1:A:817:PRO:CG	1:A:818:ARG:H	2.32	0.43
1:A:444:TYR:CB	1:A:877:MET:HG3	2.49	0.43
1:A:986:TYR:O	1:A:990:LYS:HG3	2.18	0.43
2:B:180:LYS:HG3	2:B:181:LEU:N	2.34	0.43
2:B:235:THR:OG1	2:B:343:ASP:CA	2.66	0.43

Continued on next page...

Continued from previous page...

Atom-1	Atom-2	Interatomic distance (Å)	Clash overlap (Å)
2:B:373:LYS:HE2	2:B:459:ASP:O	2.18	0.43
2:B:81:GLY:C	2:B:86:LEU:HD11	2.38	0.43
2:C:123:GLU:O	2:C:124:GLN:HB3	2.19	0.43
2:C:128:VAL:HG12	2:C:192:HIS:NE2	2.34	0.43
1:D:1157:ASN:HB3	1:D:1161:ARG:CZ	2.48	0.43
1:D:444:TYR:HH	1:D:1206:MET:CG	2.31	0.43
1:D:441:TRP:HZ3	1:D:1210:TYR:CE1	2.36	0.43
1:D:80:SER:CB	1:D:125:LEU:HG	2.43	0.43
1:D:525:MET:HE2	1:D:525:MET:HB3	1.90	0.43
1:D:666:GLN:HA	1:D:669:MET:CG	2.48	0.43
1:D:919:MET:O	1:D:920:THR:O	2.36	0.43
1:D:955:TYR:HB2	1:D:956:GLY:H	1.43	0.43
2:E:78:PHE:HD2	2:E:102:LEU:CD1	2.29	0.43
2:E:212:GLY:O	2:E:236:GLU:N	2.52	0.43
2:E:113:GLU:HG3	2:E:377:CYS:SG	2.59	0.43
2:E:398:VAL:O	2:E:402:LEU:N	2.49	0.43
2:F:300:ILE:CG2	2:F:301:GLU:N	2.63	0.43
2:F:342:LEU:HD21	2:F:345:GLY:H	1.70	0.43
2:F:372:LEU:CD2	2:F:436:SER:HB2	2.48	0.43
2:F:446:THR:O	2:F:449:GLU:N	2.47	0.43
1:A:996:ARG:NH2	1:A:1000:GLU:OE2	2.52	0.42
1:A:285:GLN:C	1:A:1128:ARG:HH22	2.12	0.42
1:A:382:MET:HE3	1:A:383:LYS:HA	2.00	0.42
1:A:497:GLN:OE1	1:A:516:GLU:HB3	2.19	0.42
1:A:659:HIS:O	1:A:662:GLU:HG2	2.18	0.42
1:A:656:TYR:HD2	1:A:720:THR:HG1	1.55	0.42
1:A:728:THR:C	1:A:729:GLN:NE2	2.72	0.42
1:A:772:PRO:HG2	1:A:773:LYS:N	2.33	0.42
1:A:788:GLY:N	1:A:789:PRO:CD	2.82	0.42
1:A:824:ALA:O	1:A:827:ARG:N	2.51	0.42
1:A:856:GLU:O	1:A:857:PRO:C	2.56	0.42
1:A:448:ALA:C	1:A:870:VAL:CG1	2.86	0.42
2:B:116:THR:HG23	2:B:120:VAL:HB	2.00	0.42
2:B:386:ASP:OD1	2:B:387:VAL:N	2.42	0.42
2:C:100:GLY:O	2:C:103:GLY:N	2.52	0.42
2:C:267:ALA:CB	2:C:270:PRO:HB3	2.47	0.42
1:A:468:ASN:HB3	2:C:460:THR:HG22	2.01	0.42
1:D:1025:LEU:C	1:D:1026:ARG:HD3	2.37	0.42
1:D:1027:LYS:CD	1:D:1027:LYS:N	2.78	0.42
1:D:1065:ALA:HA	1:D:1073:PRO:HG3	2.00	0.42
1:D:1193:VAL:C	1:D:1195:MET:HE2	2.40	0.42

Continued on next page...

Continued from previous page...

Atom-1	Atom-2	Interatomic distance (Å)	Clash overlap (Å)
1:D:204:ALA:O	1:D:205:GLU:CB	2.66	0.42
1:D:457:ARG:N	1:D:460:LYS:NZ	2.46	0.42
1:D:576:LEU:HG	1:D:579:ARG:NE	2.32	0.42
1:D:598:VAL:C	1:D:600:PRO:HD2	2.39	0.42
1:D:648:PRO:HG2	1:D:649:TYR:N	2.34	0.42
1:D:613:HIS:CE1	1:D:717:LEU:HD22	2.53	0.42
1:D:851:THR:C	1:D:852:ARG:HG3	2.39	0.42
1:D:85:GLU:OE1	1:D:130:LEU:CD2	2.63	0.42
1:D:959:GLN:O	1:D:962:ALA:HB3	2.19	0.42
2:E:128:VAL:CG1	2:E:208:LEU:O	2.66	0.42
2:E:315:TYR:CD1	2:E:316:PRO:HD2	2.51	0.42
2:E:385:LEU:O	2:E:386:ASP:HB3	2.17	0.42
2:E:456:ARG:HG3	2:E:462:MET:O	2.18	0.42
2:E:372:LEU:O	2:E:458:ARG:CG	2.67	0.42
2:E:86:LEU:HB3	2:E:97:PRO:HD2	2.01	0.42
2:F:136:GLY:HA2	2:F:137:PRO:HD3	1.71	0.42
2:F:389:ARG:CZ	2:F:390:GLY:N	2.82	0.42
1:A:1007:GLU:CD	1:A:1093:MET:HE2	2.39	0.42
1:A:1049:TRP:CG	1:A:1050:LYS:N	2.87	0.42
1:A:756:ASP:CG	1:A:1057:MET:HG2	2.38	0.42
1:A:1157:ASN:HD22	1:A:1157:ASN:N	2.17	0.42
1:A:120:LEU:HD13	1:A:120:LEU:N	2.34	0.42
1:A:304:LEU:O	1:A:850:ILE:CG2	2.67	0.42
1:A:369:PRO:O	1:A:369:PRO:HG2	2.20	0.42
1:A:477:GLU:CD	1:A:478:ARG:HG2	2.39	0.42
1:A:499:LYS:HB2	1:A:499:LYS:HE3	1.85	0.42
1:A:612:LEU:HB2	1:A:621:GLY:N	2.34	0.42
1:A:656:TYR:CA	1:A:720:THR:HB	2.49	0.42
2:B:241:TRP:CD2	2:B:255:TRP:HH2	2.36	0.42
2:B:301:GLU:HG2	2:B:303:LEU:HD11	2.01	0.42
2:B:303:LEU:CD1	2:B:303:LEU:N	2.79	0.42
2:B:306:LEU:O	2:B:308:ASP:O	2.37	0.42
2:C:443:VAL:HG13	2:C:447:THR:HG21	2.00	0.42
2:C:451:GLY:O	2:C:452:LEU:CG	2.67	0.42
2:C:87:SER:O	2:C:88:ARG:C	2.58	0.42
1:D:1108:TYR:CE1	1:D:1160:THR:CG2	3.02	0.42
1:D:1148:ARG:CZ	1:D:1231:LEU:CD2	2.97	0.42
1:D:916:PHE:CD2	1:D:1174:PRO:HG2	2.53	0.42
1:D:1208:ARG:NH1	2:F:285:LYS:CE	2.81	0.42
1:D:249:VAL:HG22	1:D:250:PRO:HD2	1.78	0.42
1:D:267:VAL:CB	1:D:269:HIS:NE2	2.81	0.42

Continued on next page...

Continued from previous page...

Atom-1	Atom-2	Interatomic distance (Å)	Clash overlap (Å)
1:D:304:LEU:H	1:D:309:ARG:HH21	1.59	0.42
1:D:479:TYR:C	1:D:481:GLU:H	2.22	0.42
1:D:547:ALA:HA	1:D:551:LYS:CE	2.39	0.42
1:D:577:CYS:HB3	1:D:578:PRO:CD	2.46	0.42
1:D:614:TYR:HE2	1:D:620:TRP:CD2	2.35	0.42
1:D:718:ALA:O	1:D:722:ARG:NE	2.52	0.42
1:D:618:HIS:CA	1:D:762:VAL:HG21	2.46	0.42
1:D:776:ASP:N	1:D:796:LYS:HZ3	2.16	0.42
1:D:83:LEU:HB3	1:D:88:PHE:C	2.39	0.42
1:D:967:MET:SD	1:D:974:THR:C	2.97	0.42
1:D:996:ARG:CA	1:D:996:ARG:NE	2.82	0.42
2:E:120:VAL:HG12	2:E:121:PHE:CD1	2.53	0.42
2:E:130:ALA:CB	2:E:210:GLN:NE2	2.82	0.42
2:E:264:ARG:NH2	2:E:273:PHE:O	2.52	0.42
2:F:145:PHE:CD1	2:F:145:PHE:N	2.87	0.42
2:F:221:THR:CG2	2:F:222:LYS:H	2.32	0.42
2:F:262:TRP:O	2:F:265:LYS:HB3	2.19	0.42
1:D:458:GLU:OE2	2:F:270:PRO:HG3	2.18	0.42
2:F:197:LEU:CD1	2:F:322:LEU:HD11	2.50	0.42
2:F:435:MET:CE	2:F:435:MET:CA	2.90	0.42
1:A:1129:PHE:CG	1:A:1130:CYS:N	2.87	0.42
1:A:202:CYS:C	1:A:204:ALA:N	2.71	0.42
1:A:209:PRO:C	1:A:210:THR:HG23	2.39	0.42
1:A:304:LEU:CB	1:A:309:ARG:HB3	2.50	0.42
1:A:513:LEU:O	1:A:568:GLY:C	2.58	0.42
1:A:627:ARG:O	1:A:627:ARG:CG	2.67	0.42
1:A:824:ALA:O	1:A:825:VAL:C	2.58	0.42
1:A:829:PRO:HG3	1:A:883:GLY:CA	2.49	0.42
1:A:905:ALA:CA	1:A:910:MET:HA	2.49	0.42
2:B:262:TRP:O	2:B:265:LYS:CA	2.66	0.42
2:C:124:GLN:C	2:C:125:VAL:CG1	2.88	0.42
2:C:355:GLN:OE1	2:C:356:LEU:HD23	2.19	0.42
2:C:358:GLU:CA	2:C:361:PHE:HB2	2.47	0.42
2:C:372:LEU:HD21	2:C:436:SER:N	2.32	0.42
2:C:419:GLU:OE2	2:C:428:LEU:CD1	2.50	0.42
2:C:80:SER:H	2:C:99:PHE:HA	1.82	0.42
1:D:1020:ILE:O	1:D:1021:SER:HB2	2.20	0.42
1:D:1150:ALA:O	1:D:1153:LEU:HB2	2.19	0.42
1:D:274:ASP:HA	1:D:277:HIS:CD2	2.54	0.42
1:D:292:LEU:HD23	1:D:297:MET:HE3	1.98	0.42
1:D:395:TYR:N	1:D:395:TYR:CD1	2.87	0.42

Continued on next page...

Continued from previous page...

Atom-1	Atom-2	Interatomic distance (Å)	Clash overlap (Å)
1:D:421:PRO:CG	1:D:422:VAL:N	2.81	0.42
1:D:439:GLN:O	1:D:440:ASN:C	2.57	0.42
1:D:475:SER:C	1:D:712:VAL:HG23	2.40	0.42
1:D:549:LEU:C	1:D:551:LYS:HZ2	2.22	0.42
1:D:581:ASP:OD2	1:D:593:SER:HB2	2.18	0.42
1:D:586:THR:N	1:D:587:PRO:HD2	2.29	0.42
2:E:254:PHE:HA	2:E:257:ARG:CB	2.27	0.42
2:E:350:LEU:C	2:E:350:LEU:HD23	2.40	0.42
2:E:382:LYS:O	2:E:383:VAL:CG2	2.67	0.42
2:E:404:ASN:O	2:E:407:LEU:N	2.53	0.42
2:E:419:GLU:HA	2:F:203:ARG:HH21	1.75	0.42
2:E:474:PHE:CG	2:E:475:LEU:N	2.88	0.42
2:F:118:VAL:HG12	2:F:119:VAL:HG23	2.01	0.42
2:F:251:TRP:HE3	2:F:254:PHE:HB3	1.85	0.42
2:F:357:THR:C	2:F:359:ASN:N	2.72	0.42
1:A:1026:ARG:CG	1:A:1029:GLN:NE2	2.82	0.42
1:A:1065:ALA:C	1:A:1066:THR:HG1	2.18	0.42
1:A:1134:HIS:HB2	1:A:1136:GLU:OE2	2.18	0.42
1:A:1180:PHE:HB3	1:A:1181:SER:H	1.26	0.42
1:A:275:ARG:NE	1:A:843:GLN:HB2	2.34	0.42
1:A:377:PHE:HD2	1:A:377:PHE:HA	1.41	0.42
1:A:512:LYS:C	1:A:513:LEU:HD23	2.38	0.42
1:A:582:ASP:CG	1:A:592:LEU:HD22	2.40	0.42
1:A:613:HIS:O	1:A:614:TYR:CG	2.72	0.42
1:A:614:TYR:HD2	1:A:620:TRP:HB3	1.85	0.42
1:A:607:TRP:H	1:A:620:TRP:HZ3	1.67	0.42
1:A:601:LYS:CE	1:A:721:ALA:HB1	2.50	0.42
1:A:765:PRO:HG2	1:A:766:PHE:H	1.84	0.42
1:A:783:PRO:HG2	2:C:363:ARG:CD	2.49	0.42
1:A:842:PRO:CB	1:A:856:GLU:OE1	2.57	0.42
1:A:868:ASP:HB3	1:A:1199:THR:CB	2.45	0.42
1:A:914:THR:OG1	1:A:999:ASP:CG	2.58	0.42
2:B:189:ALA:O	2:B:190:LEU:C	2.58	0.42
2:B:187:HIS:HA	2:B:190:LEU:HD23	2.02	0.42
2:B:267:ALA:HB1	2:B:270:PRO:CD	2.49	0.42
2:B:344:ARG:N	2:B:344:ARG:NE	2.67	0.42
2:B:69:LEU:C	2:B:73:CYS:HG	2.22	0.42
2:B:90:SER:C	2:B:93:SER:HG	2.21	0.42
2:C:213:VAL:HG23	2:C:235:THR:OG1	2.19	0.42
2:C:197:LEU:CD1	2:C:322:LEU:HD11	2.49	0.42
2:C:385:LEU:HA	2:C:385:LEU:HD23	1.74	0.42

Continued on next page...

Continued from previous page...

Atom-1	Atom-2	Interatomic distance (Å)	Clash overlap (Å)
2:C:395:LEU:C	2:C:397:GLN:N	2.72	0.42
1:D:1090:GLU:HB3	1:D:1092:PHE:CE1	2.54	0.42
1:D:1173:LEU:HA	1:D:1174:PRO:HD3	1.75	0.42
1:D:375:GLU:O	1:D:378:VAL:C	2.54	0.42
1:D:658:LYS:CE	1:D:713:PRO:CB	2.85	0.42
1:D:860:LEU:HA	1:D:860:LEU:HD23	1.74	0.42
1:D:954:ILE:O	1:D:955:TYR:CD1	2.73	0.42
2:E:379:ALA:N	2:E:380:PRO:HD3	2.35	0.42
2:F:113:GLU:HG2	2:F:266:PHE:CE1	2.54	0.42
2:F:293:PHE:CE2	2:F:298:GLU:HB2	2.55	0.42
2:F:305:ASN:HA	2:F:335:VAL:HG13	2.00	0.42
2:F:389:ARG:HD2	2:F:389:ARG:HA	1.74	0.42
2:F:414:TRP:O	2:F:415:PRO:C	2.57	0.42
1:A:1030:ARG:HD2	1:A:1040:LYS:NZ	2.31	0.42
1:A:1108:TYR:HE2	1:A:1112:MET:HE3	1.84	0.42
1:A:1157:ASN:C	1:A:1161:ARG:HD2	2.40	0.42
1:A:1205:GLY:O	1:A:1208:ARG:CB	2.62	0.42
1:A:1232:GLU:CD	1:A:1234:ARG:HH21	2.22	0.42
1:A:849:THR:HB	1:A:852:ARG:N	2.34	0.42
1:A:895:GLU:O	1:A:898:ILE:HG12	2.20	0.42
1:A:900:ALA:CB	1:A:915:ALA:HB1	2.49	0.42
1:A:967:MET:CG	1:A:978:ALA:CB	2.98	0.42
2:B:241:TRP:CE3	2:B:255:TRP:HH2	2.38	0.42
2:B:466:MET:HE3	2:B:471:LEU:HD13	2.02	0.42
2:C:190:LEU:O	2:C:193:TYR:N	2.47	0.42
2:C:243:THR:O	2:C:334:CYS:HB2	2.20	0.42
2:C:328:ARG:C	2:C:329:LYS:HD2	2.40	0.42
2:C:306:LEU:H	2:C:335:VAL:CB	2.33	0.42
2:C:344:ARG:O	2:C:348:ALA:N	2.53	0.42
2:C:69:LEU:HD13	2:C:354:PHE:CD2	2.53	0.42
2:C:389:ARG:HA	2:C:389:ARG:HD2	1.60	0.42
2:C:78:PHE:CD1	2:C:102:LEU:CD2	2.99	0.42
1:D:1212:ILE:HA	1:D:1213:PRO:HD3	1.29	0.42
1:D:121:PRO:HB3	1:D:1175:GLN:NE2	2.35	0.42
1:D:258:GLN:O	1:D:259:ARG:CB	2.67	0.42
1:D:278:ILE:N	1:D:291:PHE:CD1	2.88	0.42
1:D:349:ASP:O	1:D:361:ARG:CD	2.56	0.42
1:D:434:TYR:OH	1:D:436:PRO:HB3	2.20	0.42
1:D:481:GLU:O	1:D:482:ASP:CB	2.68	0.42
1:D:487:ASP:O	1:D:491:ASP:OD1	2.36	0.42
1:D:612:LEU:HD11	1:D:622:TYR:HA	2.00	0.42

Continued on next page...

Continued from previous page...

Atom-1	Atom-2	Interatomic distance (Å)	Clash overlap (Å)
1:D:620:TRP:H	1:D:620:TRP:HD1	1.64	0.42
1:D:649:TYR:CD2	1:D:652:ILE:HD13	2.54	0.42
1:D:792:LEU:O	1:D:793:GLU:C	2.57	0.42
1:D:873:GLU:HB3	1:D:1200:PRO:CG	2.47	0.42
1:D:967:MET:HE1	1:D:974:THR:C	2.40	0.42
2:E:461:THR:HG23	2:E:461:THR:O	2.19	0.42
2:F:145:PHE:HD1	2:F:145:PHE:N	2.17	0.42
2:F:216:HIS:O	2:F:232:GLY:N	2.31	0.42
2:F:245:PRO:CD	2:F:246:ARG:H	2.32	0.42
2:F:102:LEU:HG	2:F:380:PRO:HG3	2.02	0.42
2:F:389:ARG:CZ	2:F:390:GLY:CA	2.96	0.42
1:A:1028:VAL:O	1:A:1031:GLU:C	2.58	0.42
1:A:955:TYR:HE2	1:A:1102:GLN:NE2	2.13	0.42
1:A:1102:GLN:O	1:A:1106:VAL:HG23	2.18	0.42
1:A:398:GLN:O	1:A:399:ASP:C	2.56	0.42
1:A:452:TYR:CD2	1:A:453:GLU:N	2.87	0.42
1:A:782:GLY:HA3	1:A:789:PRO:HD3	2.02	0.42
1:A:827:ARG:O	1:A:831:TYR:HE1	2.02	0.42
1:A:904:ASP:HB3	1:A:912:GLY:CA	2.49	0.42
2:B:122:ARG:CD	2:B:124:GLN:NE2	2.81	0.42
2:B:185:LEU:HD11	2:B:238:SER:HB2	2.02	0.42
2:B:197:LEU:HD11	2:B:325:ARG:HH12	1.84	0.42
2:B:204:LEU:HG	2:B:325:ARG:HE	1.82	0.42
2:C:110:LEU:O	2:C:113:GLU:N	2.53	0.42
2:C:225:ARG:HB3	2:C:226:ASN:H	1.57	0.42
2:C:247:THR:OG1	2:C:251:TRP:HB2	2.20	0.42
2:C:308:ASP:O	2:C:312:LEU:HD11	2.19	0.42
2:C:424:SER:O	2:C:425:LEU:C	2.58	0.42
2:C:80:SER:HG	2:C:99:PHE:C	2.22	0.42
1:D:1137:VAL:CG1	1:D:1139:TYR:CE1	2.96	0.42
1:D:134:ASN:O	1:D:135:LEU:C	2.57	0.42
1:D:278:ILE:HG12	1:D:291:PHE:CD1	2.54	0.42
1:D:623:LEU:CG	1:D:623:LEU:O	2.55	0.42
1:D:716:PRO:HB2	1:D:717:LEU:HD23	2.02	0.42
1:D:762:VAL:HG23	1:D:763:GLY:N	2.33	0.42
1:D:275:ARG:NH2	1:D:842:PRO:CA	2.79	0.42
1:D:879:GLN:O	1:D:880:ALA:HB2	2.20	0.42
1:D:898:ILE:HG12	1:D:899:ALA:H	1.85	0.42
1:D:943:ARG:O	1:D:946:ALA:CB	2.64	0.42
2:E:293:PHE:CE1	2:E:351:TYR:CE2	3.08	0.42
2:E:389:ARG:CZ	2:E:390:GLY:O	2.68	0.42

Continued on next page...

Continued from previous page...

Atom-1	Atom-2	Interatomic distance (Å)	Clash overlap (Å)
2:E:78:PHE:CE1	2:E:346:MET:CE	3.02	0.42
2:F:190:LEU:O	2:F:193:TYR:N	2.51	0.42
2:F:236:GLU:CA	2:F:341:ASP:CB	2.73	0.42
2:F:469:SER:O	2:F:472:LYS:N	2.52	0.42
2:F:88:ARG:HD3	2:F:295:TRP:CE2	2.54	0.42
1:A:1090:GLU:O	1:A:1091:GLU:CB	2.68	0.42
1:A:1113:LEU:CB	1:A:1117:LYS:HZ2	2.28	0.42
1:A:107:LEU:O	1:A:111:GLY:CA	2.67	0.42
1:A:209:PRO:C	1:A:210:THR:CG2	2.87	0.42
1:A:554:GLY:O	1:A:557:GLU:CG	2.68	0.42
1:A:581:ASP:CA	1:A:583:PRO:HD2	2.49	0.42
1:A:604:ALA:CB	1:A:717:LEU:HD13	2.49	0.42
1:A:608:ASP:HA	1:A:779:LEU:HD22	1.99	0.42
1:A:823:ARG:O	1:A:824:ALA:CB	2.68	0.42
1:A:864:ASN:HB2	1:A:865:ALA:H	1.58	0.42
1:A:884:TYR:O	1:A:885:THR:HG23	2.19	0.42
1:A:892:ASP:OD1	1:A:892:ASP:N	2.42	0.42
1:A:951:TYR:C	1:A:955:TYR:CD1	2.93	0.42
2:B:201:ASN:HD22	2:C:421:MET:CE	2.33	0.42
2:B:93:SER:C	2:B:234:LYS:HZ1	2.23	0.42
2:B:238:SER:CA	2:B:339:ASN:ND2	2.83	0.42
2:B:392:THR:HG22	2:B:393:LEU:N	2.35	0.42
2:B:396:ARG:CD	2:B:418:LEU:H	2.25	0.42
2:B:471:LEU:CD1	2:B:474:PHE:HD2	2.32	0.42
2:C:127:PRO:HD2	2:C:128:VAL:H	1.81	0.42
2:C:322:LEU:HD22	2:C:324:GLY:N	2.34	0.42
2:C:347:LEU:N	2:C:347:LEU:HD12	2.35	0.42
2:C:419:GLU:HG3	2:C:432:TYR:OH	2.19	0.42
1:D:1197:CYS:C	1:D:1204:THR:CG2	2.88	0.42
1:D:1220:ILE:O	1:D:1223:ILE:N	2.52	0.42
1:D:242:ALA:CA	1:D:245:ILE:HG23	2.42	0.42
1:D:309:ARG:CA	1:D:312:TRP:HB2	2.39	0.42
1:D:348:LEU:CD1	1:D:350:ILE:CD1	2.94	0.42
1:D:369:LEU:O	1:D:370:GLU:C	2.52	0.42
1:D:618:HIS:N	1:D:725:PRO:HG2	2.35	0.42
1:D:818:ARG:HE	1:D:818:ARG:HB2	1.62	0.42
1:D:829:PRO:CG	1:D:831:TYR:CE1	3.02	0.42
2:E:310:GLU:C	2:E:314:MET:HG3	2.40	0.42
2:E:395:LEU:HD13	2:E:395:LEU:O	2.20	0.42
2:E:403:PHE:HA	2:E:413:VAL:HG21	2.01	0.42
2:E:456:ARG:HG3	2:E:457:SER:H	1.85	0.42

Continued on next page...

Continued from previous page...

Atom-1	Atom-2	Interatomic distance (Å)	Clash overlap (Å)
2:E:457:SER:OG	2:E:458:ARG:N	2.52	0.42
2:E:67:GLU:HG2	2:E:70:LEU:HD12	1.97	0.42
2:F:183:GLU:O	2:F:184:ASN:OD1	2.38	0.42
2:F:185:LEU:CD1	2:F:236:GLU:HB2	2.46	0.42
2:F:272:ASN:CA	2:F:292:ASN:ND2	2.83	0.42
2:F:357:THR:O	2:F:358:GLU:CB	2.66	0.42
2:E:203:ARG:NH1	2:F:418:LEU:HD13	2.34	0.42
1:A:1022:LEU:HB3	1:A:1026:ARG:HH22	1.85	0.42
1:A:267:VAL:HB	1:A:269:HIS:CE1	2.55	0.42
1:A:284:ILE:O	1:A:284:ILE:HG22	2.19	0.42
1:A:269:HIS:O	1:A:293:ASP:HA	2.19	0.42
1:A:474:LEU:HB3	1:A:712:VAL:H	1.85	0.42
1:A:805:HIS:CG	1:A:806:LYS:N	2.88	0.42
1:A:275:ARG:HH22	1:A:845:VAL:CA	2.23	0.42
1:A:962:ALA:CB	1:A:986:TYR:CZ	2.98	0.42
2:B:289:LEU:CB	2:B:300:ILE:HG13	2.50	0.42
2:B:374:LEU:H	2:B:458:ARG:CZ	2.20	0.42
2:B:424:SER:OG	2:B:425:LEU:N	2.52	0.42
2:B:435:MET:O	2:B:437:ILE:N	2.53	0.42
2:B:461:THR:OG1	2:B:463:LYS:HE3	2.20	0.42
2:B:466:MET:CG	2:B:467:HIS:N	2.80	0.42
2:C:241:TRP:CD1	2:C:243:THR:CG2	3.00	0.42
2:C:306:LEU:C	2:C:335:VAL:HB	2.40	0.42
2:C:59:ALA:N	2:C:60:PRO:HD2	2.35	0.42
2:C:86:LEU:O	2:C:87:SER:C	2.58	0.42
1:D:1015:THR:O	1:D:1016:GLU:HB2	2.19	0.42
1:D:1124:ALA:HB2	1:D:1231:LEU:HB3	2.02	0.42
1:D:285:GLN:HE22	1:D:1128:ARG:CB	2.32	0.42
1:D:285:GLN:NE2	1:D:1128:ARG:CB	2.83	0.42
1:D:239:LEU:O	1:D:242:ALA:N	2.47	0.42
1:D:289:MET:CE	1:D:290:ARG:N	2.83	0.42
1:D:348:LEU:HD13	1:D:350:ILE:CD1	2.48	0.42
1:D:387:GLU:O	1:D:390:GLN:CG	2.67	0.42
1:D:462:SER:O	1:D:466:LEU:HD13	2.20	0.42
1:D:538:GLU:CD	1:D:542:ASP:CG	2.78	0.42
1:D:576:LEU:HD22	2:F:481:SER:CB	2.49	0.42
1:D:666:GLN:HA	1:D:669:MET:HG3	2.00	0.42
1:D:801:TRP:HE3	1:D:804:ALA:HB3	1.85	0.42
1:D:871:GLY:O	1:D:872:SER:C	2.57	0.42
1:D:955:TYR:HB3	1:D:1098:ASN:OD1	2.19	0.42
2:E:250:GLN:CD	2:E:250:GLN:C	2.78	0.42

Continued on next page...

Continued from previous page...

Atom-1	Atom-2	Interatomic distance (Å)	Clash overlap (Å)
2:E:109:ASN:HB2	2:E:378:LEU:O	2.20	0.42
2:E:398:VAL:HG22	2:E:402:LEU:HG	2.02	0.42
2:E:406:LEU:HG	2:E:413:VAL:HG21	2.01	0.42
2:E:472:LYS:NZ	2:E:473:ASP:OD1	2.53	0.42
2:E:95:CYS:O	2:E:96:HIS:C	2.58	0.42
2:F:263:TRP:O	2:F:264:ARG:C	2.58	0.42
2:F:442:LEU:CB	2:F:455:LEU:HD22	2.49	0.42
1:A:1013:ASP:CG	1:A:1014:ARG:N	2.73	0.42
1:A:1219:ASP:O	1:A:1223:ILE:CG2	2.65	0.42
1:A:204:ALA:C	1:A:206:GLY:N	2.72	0.42
1:A:290:ARG:O	1:A:291:PHE:CD2	2.73	0.42
1:A:316:LYS:HB2	1:A:348:LEU:HD11	2.02	0.42
1:A:312:TRP:CZ2	1:A:346:ASP:O	2.54	0.42
1:A:357:SER:O	1:A:361:VAL:HG12	2.20	0.42
1:A:500:ALA:HB1	1:A:520:ALA:HB2	2.02	0.42
1:A:593:SER:C	1:A:594:LEU:HD23	2.40	0.42
1:A:869:ARG:NE	1:A:870:VAL:HG23	2.35	0.42
1:A:941:ILE:HG22	1:A:942:SER:O	2.20	0.42
1:A:996:ARG:HD2	1:A:1004:LEU:HD13	2.01	0.42
2:B:118:VAL:HG21	2:B:239:LEU:HD22	2.02	0.42
2:B:261:GLN:OE1	2:B:266:PHE:CE1	2.73	0.42
2:B:107:ARG:HB2	2:B:346:MET:SD	2.60	0.42
2:C:300:ILE:CG2	2:C:342:LEU:CD1	2.83	0.42
2:C:322:LEU:HD22	2:C:323:HIS:N	2.35	0.42
2:C:325:ARG:NH2	2:C:327:GLY:HA2	2.35	0.42
2:C:361:PHE:C	2:C:362:THR:HG23	2.40	0.42
2:C:433:ASP:C	2:C:435:MET:N	2.72	0.42
2:C:72:ILE:HG23	2:C:76:ARG:HE	1.84	0.42
1:D:1015:THR:C	1:D:1017:GLY:H	2.23	0.42
1:D:1056:GLU:CA	1:D:1059:ASN:HD21	2.24	0.42
1:D:1102:GLN:O	1:D:1103:SER:C	2.56	0.42
1:D:1151:LEU:HD21	1:D:1224:ILE:HB	2.02	0.42
1:D:175:TRP:HZ2	1:D:183:GLU:HG3	1.79	0.42
1:D:278:ILE:CA	1:D:291:PHE:CD1	3.03	0.42
1:D:380:GLY:O	1:D:381:THR:CG2	2.58	0.42
1:D:472:GLN:O	2:F:461:THR:CG2	2.68	0.42
1:D:525:MET:O	1:D:526:ASP:CG	2.57	0.42
1:D:544:MET:O	1:D:548:CYS:N	2.52	0.42
1:D:631:LEU:O	1:D:633:LYS:N	2.53	0.42
1:D:634:LEU:HA	1:D:635:PRO:HD3	1.78	0.42
2:E:308:ASP:O	2:E:309:HIS:O	2.38	0.42

Continued on next page...

Continued from previous page...

Atom-1	Atom-2	Interatomic distance (Å)	Clash overlap (Å)
2:F:203:ARG:HA	2:F:325:ARG:CG	2.47	0.42
2:F:300:ILE:N	2:F:344:ARG:HH12	2.18	0.42
2:F:374:LEU:HB2	2:F:379:ALA:HB2	2.02	0.42
2:F:408:GLU:O	2:F:409:ASN:C	2.58	0.42
2:F:427:GLN:O	2:F:430:SER:OG	2.28	0.42
2:F:436:SER:O	2:F:437:ILE:C	2.58	0.42
2:F:473:ASP:O	2:F:476:ILE:HD12	2.20	0.42
1:A:1025:LEU:O	1:A:1026:ARG:CG	2.63	0.42
1:A:955:TYR:CB	1:A:1098:ASN:OD1	2.65	0.42
1:A:1135:ASP:N	1:A:1136:GLU:OE2	2.45	0.42
1:A:1207:GLU:H	1:A:1210:TYR:H	1.66	0.42
1:A:199:VAL:HG21	1:A:277:HIS:CB	2.50	0.42
1:A:213:VAL:HG13	1:A:397:ALA:CB	2.44	0.42
1:A:394:GLN:OE1	1:A:395:TYR:HA	2.20	0.42
1:A:608:ASP:OD2	1:A:614:TYR:OH	2.29	0.42
1:A:607:TRP:HZ2	1:A:671:GLN:N	2.18	0.42
2:B:128:VAL:HG12	2:B:209:ALA:O	2.20	0.42
2:B:182:ARG:HD3	2:B:214:CYS:HA	2.02	0.42
2:C:198:ASP:OD1	2:C:198:ASP:O	2.38	0.42
2:C:252:LEU:CD2	2:C:252:LEU:C	2.89	0.42
2:C:456:ARG:CG	2:C:457:SER:N	2.79	0.42
1:D:1037:GLN:H	1:D:1037:GLN:HG2	1.38	0.42
1:D:1057:MET:CB	1:D:1064:ILE:HD11	2.29	0.42
1:D:1103:SER:O	1:D:1104:SER:C	2.57	0.42
1:D:289:MET:HE2	1:D:290:ARG:N	2.35	0.42
1:D:739:TYR:C	1:D:740:ASN:CG	2.79	0.42
1:D:797:MET:H	1:D:797:MET:HG3	1.49	0.42
1:D:813:VAL:HG21	1:D:815:TRP:CZ2	2.55	0.42
1:D:841:LEU:HA	1:D:842:PRO:HD3	1.72	0.42
1:D:770:PHE:CE1	1:D:968:GLN:CA	3.03	0.42
1:D:967:MET:SD	1:D:978:ALA:CB	3.07	0.42
2:E:121:PHE:HA	2:F:407:LEU:CD1	2.49	0.42
2:E:471:LEU:HD12	2:E:471:LEU:O	2.20	0.42
2:E:80:SER:O	2:E:86:LEU:HD21	2.20	0.42
2:F:184:ASN:O	2:F:185:LEU:C	2.58	0.42
2:F:275:SER:HA	2:F:288:LYS:O	2.20	0.42
1:D:546:ARG:NH2	2:F:408:GLU:OE1	2.53	0.42
2:F:468:ILE:C	2:F:471:LEU:HD13	2.41	0.42
1:A:886:LEU:CD1	1:A:1189:LEU:HD21	2.50	0.41
1:A:1193:VAL:HG22	1:A:1194:THR:H	1.85	0.41
1:A:293:ASP:HB2	1:A:296:SER:OG	2.20	0.41

Continued on next page...

Continued from previous page...

Atom-1	Atom-2	Interatomic distance (Å)	Clash overlap (Å)
1:A:373:PRO:CD	1:A:374:ARG:H	2.32	0.41
1:A:415:LEU:C	1:A:417:ARG:N	2.73	0.41
1:A:454:GLU:O	1:A:455:LEU:C	2.57	0.41
1:A:612:LEU:CD2	1:A:614:TYR:CA	2.98	0.41
1:A:643:ALA:O	1:A:644:GLY:C	2.58	0.41
1:A:730:PRO:HG2	1:A:731:SER:H	1.85	0.41
2:B:196:CYS:O	2:B:199:LEU:HB3	2.20	0.41
2:B:269:SER:C	2:B:271:SER:N	2.68	0.41
1:D:873:GLU:N	1:D:1200:PRO:HD3	2.35	0.41
1:D:206:GLY:C	1:D:208:CYS:H	2.20	0.41
1:D:172:ALA:HB1	1:D:221:TYR:HB2	2.02	0.41
1:D:236:THR:O	1:D:237:SER:HB3	2.20	0.41
1:D:245:ILE:HG13	1:D:246:PRO:CG	2.47	0.41
1:D:288:ARG:NH1	1:D:290:ARG:HH22	2.18	0.41
1:D:420:HIS:CD2	1:D:1020:ILE:CG2	3.02	0.41
1:D:457:ARG:C	1:D:460:LYS:NZ	2.73	0.41
1:D:461:LYS:HE3	1:D:461:LYS:HB3	1.84	0.41
1:D:488:LEU:HD23	1:D:488:LEU:N	2.34	0.41
1:D:669:MET:HA	1:D:670:PRO:HA	1.58	0.41
1:D:808:ILE:HD13	1:D:874:LEU:CD2	2.50	0.41
1:D:434:TYR:CD1	1:D:841:LEU:HD21	2.55	0.41
2:E:379:ALA:HB3	2:E:438:LEU:HD11	2.02	0.41
2:E:456:ARG:NH1	2:E:463:LYS:HE3	2.32	0.41
2:E:476:ILE:O	2:E:480:SER:N	2.43	0.41
2:F:286:GLY:CA	2:F:303:LEU:O	2.68	0.41
2:F:293:PHE:C	2:F:295:TRP:N	2.74	0.41
2:F:197:LEU:HD12	2:F:322:LEU:HD21	2.00	0.41
2:F:239:LEU:HG	2:F:336:LEU:CD1	2.50	0.41
2:F:335:VAL:HG22	2:F:336:LEU:N	2.35	0.41
2:F:383:VAL:CG2	2:F:384:ALA:H	2.33	0.41
2:F:394:GLU:HA	2:F:397:GLN:CD	2.39	0.41
2:E:203:ARG:NH2	2:F:418:LEU:CD1	2.83	0.41
2:F:372:LEU:CG	2:F:436:SER:HB2	2.49	0.41
2:F:474:PHE:CZ	2:F:475:LEU:HD23	2.55	0.41
1:A:1230:SER:HB3	1:A:1231:LEU:H	1.58	0.41
1:A:177:ARG:O	1:A:179:GLY:N	2.53	0.41
1:A:196:VAL:HA	1:A:267:VAL:HG12	2.02	0.41
1:A:449:GLN:HA	1:A:452:TYR:CD1	2.53	0.41
1:A:485:LEU:O	1:A:489:GLU:HG3	2.20	0.41
1:A:630:ASN:C	1:A:630:ASN:ND2	2.74	0.41
1:A:792:LEU:O	1:A:796:LYS:CD	2.67	0.41

Continued on next page...

Continued from previous page...

Atom-1	Atom-2	Interatomic distance (Å)	Clash overlap (Å)
1:A:906:HIS:C	1:A:908:ALA:H	2.23	0.41
1:A:955:TYR:HE2	1:A:1102:GLN:HE21	1.68	0.41
2:B:259:ARG:HD2	2:B:262:TRP:HB2	2.01	0.41
2:B:76:ARG:NH2	2:B:431:LYS:HG3	2.35	0.41
2:C:102:LEU:HD11	2:C:435:MET:SD	2.60	0.41
2:C:121:PHE:CE1	2:C:122:ARG:HD2	2.55	0.41
2:C:125:VAL:CG1	2:C:206:TYR:HD1	2.33	0.41
2:C:208:LEU:HG	2:C:208:LEU:H	0.84	0.41
2:C:208:LEU:CD1	2:C:240:VAL:C	2.80	0.41
2:C:272:ASN:HB3	2:C:292:ASN:CB	2.47	0.41
1:A:784:GLY:N	2:C:362:THR:O	2.54	0.41
2:C:473:ASP:O	2:C:477:LYS:HG3	2.20	0.41
1:D:1019:TRP:NE1	1:D:1020:ILE:HG22	2.32	0.41
1:D:1122:GLU:OE2	1:D:1122:GLU:CA	2.68	0.41
1:D:1220:ILE:HB	1:D:1221:TYR:H	1.41	0.41
1:D:209:PRO:O	1:D:210:THR:OG1	2.38	0.41
1:D:345:TRP:O	1:D:345:TRP:CE3	2.73	0.41
1:D:546:ARG:HH21	2:F:404:ASN:ND2	2.18	0.41
1:D:611:PRO:HG2	1:D:622:TYR:CE2	2.55	0.41
1:D:631:LEU:O	1:D:633:LYS:HG3	2.20	0.41
1:D:765:PRO:HG2	1:D:766:PHE:CG	2.55	0.41
1:D:797:MET:HB2	1:D:869:ARG:HH11	1.85	0.41
1:D:444:TYR:CE2	1:D:877:MET:SD	3.13	0.41
1:D:896:LEU:HD13	1:D:896:LEU:HA	1.85	0.41
2:E:213:VAL:HG13	2:E:235:THR:HG23	1.96	0.41
2:E:389:ARG:HH21	2:E:391:PRO:C	2.20	0.41
2:E:415:PRO:HB2	2:E:417:TYR:CZ	2.55	0.41
2:E:476:ILE:O	2:E:480:SER:HB3	2.19	0.41
2:F:201:ASN:O	2:F:202:LYS:CB	2.68	0.41
2:F:299:LEU:CD2	2:F:299:LEU:H	2.09	0.41
2:F:308:ASP:OD2	2:F:334:CYS:SG	2.76	0.41
2:F:238:SER:HA	2:F:338:VAL:CB	2.49	0.41
1:A:1010:LEU:C	1:A:1012:VAL:H	2.19	0.41
1:A:1028:VAL:HG23	1:A:1029:GLN:HG3	2.01	0.41
1:A:105:GLU:O	1:A:109:LYS:HE2	2.20	0.41
1:A:1108:TYR:CE2	1:A:1112:MET:HE1	2.55	0.41
1:A:1128:ARG:O	1:A:1139:TYR:HA	2.21	0.41
1:A:110:HIS:C	1:A:112:LEU:HD12	2.41	0.41
1:A:1195:MET:O	1:A:1196:ASP:CB	2.67	0.41
1:A:239:LEU:H	1:A:239:LEU:HG	1.55	0.41
1:A:253:ALA:CB	1:A:256:PRO:HB3	2.37	0.41

Continued on next page...

Continued from previous page...

Atom-1	Atom-2	Interatomic distance (Å)	Clash overlap (Å)
1:A:196:VAL:HA	1:A:269:HIS:NE2	2.35	0.41
1:A:272:SER:O	1:A:274:ASP:N	2.52	0.41
1:A:481:GLU:C	1:A:482:ASP:OD1	2.59	0.41
1:A:620:TRP:HD1	1:A:749:PHE:O	2.03	0.41
1:A:726:LYS:C	1:A:727:ASP:O	2.57	0.41
1:A:829:PRO:HB3	1:A:883:GLY:N	2.35	0.41
1:A:913:CYS:O	1:A:917:GLY:N	2.54	0.41
2:C:134:LYS:HD3	2:C:180:LYS:HZ2	1.86	0.41
2:C:188:GLY:C	2:C:190:LEU:N	2.70	0.41
2:C:208:LEU:CD1	2:C:208:LEU:H	1.98	0.41
2:C:222:LYS:HB2	2:C:223:GLN:H	1.56	0.41
2:C:413:VAL:CG1	2:C:414:TRP:N	2.83	0.41
2:C:433:ASP:C	2:C:435:MET:H	2.23	0.41
1:D:1043:VAL:HG23	1:D:1043:VAL:O	2.20	0.41
1:D:1129:PHE:CE2	1:D:1139:TYR:CD2	3.09	0.41
1:D:1154:GLN:HG2	1:D:1179:PHE:HE2	1.82	0.41
1:D:444:TYR:CE2	1:D:1210:TYR:HB2	2.55	0.41
1:D:180:PRO:O	1:D:181:GLU:CD	2.59	0.41
1:D:256:PRO:HB3	1:D:281:GLN:CA	2.49	0.41
1:D:267:VAL:CB	1:D:269:HIS:HD2	2.14	0.41
1:D:275:ARG:NE	1:D:842:PRO:C	2.72	0.41
1:D:451:THR:HA	1:D:454:GLU:HG3	2.01	0.41
1:D:468:ASN:O	1:D:472:GLN:HB2	2.21	0.41
1:D:500:ALA:HB2	1:D:521:PRO:CD	2.49	0.41
1:D:722:ARG:CG	1:D:722:ARG:NH1	2.83	0.41
1:D:601:LYS:NZ	1:D:722:ARG:H	2.17	0.41
1:D:74:LEU:CD1	1:D:76:ILE:O	2.67	0.41
1:D:812:MET:O	1:D:840:ILE:CG2	2.58	0.41
1:D:79:LEU:CB	1:D:83:LEU:HD11	2.46	0.41
2:E:203:ARG:CZ	2:E:203:ARG:CB	2.97	0.41
2:E:264:ARG:HG2	2:E:273:PHE:CG	2.55	0.41
2:E:259:ARG:NH2	2:E:301:GLU:OE1	2.53	0.41
2:E:328:ARG:O	2:E:329:LYS:HG3	2.20	0.41
2:E:87:SER:C	2:E:89:ASP:H	2.24	0.41
2:F:254:PHE:HA	2:F:257:ARG:HD2	2.02	0.41
2:F:375:HIS:N	2:F:378:LEU:HB2	2.35	0.41
2:F:386:ASP:O	2:F:443:VAL:N	2.36	0.41
2:F:403:PHE:CD2	2:F:407:LEU:HB2	2.54	0.41
2:F:426:GLU:OE2	2:F:426:GLU:HA	2.20	0.41
2:F:468:ILE:CG2	2:F:469:SER:N	2.83	0.41
2:F:470:LYS:O	2:F:474:PHE:N	2.54	0.41

Continued on next page...

Continued from previous page...

Atom-1	Atom-2	Interatomic distance (Å)	Clash overlap (Å)
2:F:475:LEU:H	2:F:475:LEU:HG	1.58	0.41
1:A:1041:TRP:NE1	1:A:1043:VAL:CG2	2.83	0.41
1:A:1093:MET:HG3	1:A:1093:MET:H	1.68	0.41
1:A:1122:GLU:C	1:A:1123:PHE:HD1	2.20	0.41
1:A:1158:LEU:HD23	1:A:1158:LEU:N	2.34	0.41
1:A:1233:LYS:C	1:A:1236:GLN:NE2	2.73	0.41
1:A:175:TRP:O	1:A:176:THR:CB	2.68	0.41
1:A:259:ARG:O	1:A:260:ASP:CB	2.68	0.41
1:A:371:LYS:HB2	1:A:374:ARG:HD2	2.03	0.41
1:A:417:ARG:C	1:A:419:PRO:HD3	2.41	0.41
1:A:425:ALA:O	1:A:428:LEU:HB2	2.21	0.41
1:A:497:GLN:O	1:A:498:LYS:CG	2.68	0.41
1:A:560:PRO:O	1:A:561:LYS:HB2	2.20	0.41
1:A:606:THR:HG22	1:A:614:TYR:CE2	2.55	0.41
1:A:617:ARG:HB3	1:A:763:GLY:C	2.41	0.41
1:A:645:VAL:CG1	1:A:647:CYS:O	2.68	0.41
1:A:441:TRP:HD1	1:A:877:MET:SD	2.44	0.41
1:A:944:GLU:O	1:A:948:ILE:HG12	2.21	0.41
2:B:183:GLU:C	2:B:214:CYS:SG	2.99	0.41
2:C:197:LEU:C	2:C:199:LEU:N	2.72	0.41
2:C:282:GLU:C	2:C:284:ARG:N	2.71	0.41
2:C:238:SER:HB2	2:C:338:VAL:HG11	2.01	0.41
2:C:432:TYR:HB3	2:C:437:ILE:CD1	2.50	0.41
1:A:556:THR:CG2	2:C:467:HIS:NE2	2.84	0.41
1:D:869:ARG:HA	1:D:1200:PRO:HB2	2.02	0.41
1:D:247:LEU:N	1:D:247:LEU:HD12	2.35	0.41
1:D:265:LEU:HG	1:D:267:VAL:N	2.35	0.41
1:D:387:GLU:O	1:D:390:GLN:HG2	2.20	0.41
1:D:531:GLY:HA2	1:D:532:PRO:HD3	1.68	0.41
1:D:863:SER:O	1:D:875:LYS:HE2	2.20	0.41
1:D:97:GLU:CB	1:D:101:ARG:NH1	2.83	0.41
2:E:212:GLY:O	2:E:235:THR:C	2.58	0.41
2:E:302:THR:O	2:E:338:VAL:HA	2.20	0.41
2:E:447:THR:CG2	2:E:452:LEU:H	2.32	0.41
2:E:455:LEU:O	2:E:463:LYS:CA	2.59	0.41
2:F:114:TRP:HB2	2:F:262:TRP:HZ2	1.77	0.41
2:F:193:TYR:O	2:F:193:TYR:CD1	2.74	0.41
2:F:204:LEU:HD12	2:F:204:LEU:H	1.84	0.41
2:F:282:GLU:C	2:F:284:ARG:H	2.22	0.41
2:F:289:LEU:O	2:F:299:LEU:C	2.58	0.41
2:F:360:SER:OG	2:F:364:LYS:HD2	2.21	0.41

Continued on next page...

Continued from previous page...

Atom-1	Atom-2	Interatomic distance (Å)	Clash overlap (Å)
2:F:432:TYR:O	2:F:436:SER:N	2.53	0.41
2:F:82:SER:CA	2:F:86:LEU:CD2	2.77	0.41
1:A:139:PHE:CD2	1:A:1111:LEU:HG	2.56	0.41
1:A:1131:ILE:HG23	1:A:1137:VAL:CG1	2.49	0.41
1:A:1179:PHE:CD1	1:A:1220:ILE:HG12	2.55	0.41
1:A:1183:VAL:O	1:A:1217:ALA:CB	2.68	0.41
1:A:1184:ASP:N	1:A:1184:ASP:OD1	2.54	0.41
1:A:156:LEU:CD2	1:A:156:LEU:N	2.83	0.41
1:A:255:SER:N	1:A:256:PRO:HA	2.35	0.41
1:A:345:TRP:O	1:A:345:TRP:CD1	2.74	0.41
1:A:606:THR:HG21	1:A:613:HIS:N	2.25	0.41
1:A:597:ARG:HB2	1:A:616:GLU:OE1	2.20	0.41
1:A:618:HIS:O	1:A:762:VAL:HG21	2.20	0.41
1:A:659:HIS:HD2	1:A:720:THR:H	1.67	0.41
1:A:667:GLN:CG	1:A:668:LEU:N	2.82	0.41
1:A:739:TYR:CA	1:A:741:ASP:O	2.67	0.41
1:A:765:PRO:HG2	1:A:766:PHE:N	2.36	0.41
1:A:769:ASP:OD1	1:A:1057:MET:HE2	2.20	0.41
2:B:125:VAL:CG1	2:B:126:PHE:N	2.82	0.41
2:B:431:LYS:HG2	2:B:435:MET:HG3	2.02	0.41
2:B:436:SER:C	2:B:458:ARG:HH11	2.23	0.41
2:C:115:TRP:CD1	2:C:119:VAL:CG2	3.03	0.41
2:C:208:LEU:N	2:C:208:LEU:CD1	2.57	0.41
2:C:413:VAL:HG12	2:C:414:TRP:H	1.84	0.41
1:D:1005:VAL:O	1:D:1006:ARG:C	2.55	0.41
1:D:1132:SER:CA	1:D:1136:GLU:O	2.62	0.41
1:D:1200:PRO:HD2	1:D:1203:PRO:CB	2.51	0.41
1:D:163:PRO:O	1:D:165:LYS:HE3	2.21	0.41
1:D:255:SER:HB3	1:D:256:PRO:O	2.18	0.41
1:D:269:HIS:O	1:D:274:ASP:OD2	2.38	0.41
1:D:823:ARG:CD	1:D:824:ALA:H	2.32	0.41
1:D:902:LEU:HA	1:D:902:LEU:HD12	1.80	0.41
2:E:325:ARG:CG	2:E:330:ASN:H	2.34	0.41
2:E:323:HIS:O	2:E:330:ASN:HA	2.20	0.41
2:E:341:ASP:C	2:E:341:ASP:OD1	2.59	0.41
2:E:354:PHE:HB2	2:E:372:LEU:CD1	2.50	0.41
2:F:78:PHE:HD1	2:F:102:LEU:HD22	1.78	0.41
2:F:131:LEU:HD12	2:F:131:LEU:HA	1.88	0.41
2:F:247:THR:HG1	2:F:248:SER:N	2.19	0.41
2:F:460:THR:C	2:F:461:THR:HG23	2.41	0.41
1:A:879:GLN:CG	1:A:1189:LEU:CD2	2.79	0.41

Continued on next page...

Continued from previous page...

Atom-1	Atom-2	Interatomic distance (Å)	Clash overlap (Å)
1:A:1198:LYS:O	1:A:1199:THR:CB	2.68	0.41
1:A:174:GLY:O	1:A:220:TRP:HB2	2.21	0.41
1:A:256:PRO:CB	1:A:281:GLN:HA	2.46	0.41
1:A:670:PRO:O	1:A:671:GLN:C	2.59	0.41
1:A:756:ASP:OD2	1:A:1057:MET:HG2	2.20	0.41
1:A:792:LEU:O	1:A:796:LYS:HD3	2.21	0.41
1:A:439:GLN:HG3	1:A:836:LEU:O	2.20	0.41
1:A:904:ASP:OD1	1:A:904:ASP:N	2.51	0.41
1:A:985:MET:H	1:A:985:MET:HG3	1.73	0.41
2:B:261:GLN:CA	2:B:264:ARG:NE	2.70	0.41
2:B:471:LEU:HA	2:B:474:PHE:HB3	2.01	0.41
2:C:393:LEU:O	2:C:397:GLN:HB3	2.21	0.41
2:C:452:LEU:HD12	2:C:453:ILE:HG12	2.02	0.41
1:D:1165:ALA:HB1	1:D:1173:LEU:HD12	1.91	0.41
1:D:81:ARG:HD3	1:D:126:ARG:HA	2.01	0.41
1:D:140:ARG:O	1:D:144:GLN:CB	2.61	0.41
1:D:146:GLN:HG2	1:D:146:GLN:H	1.44	0.41
1:D:295:MET:O	1:D:298:HIS:N	2.54	0.41
1:D:203:LEU:CB	1:D:379:LYS:O	2.69	0.41
1:D:391:ASP:O	1:D:395:TYR:CD1	2.74	0.41
1:D:444:TYR:CD2	1:D:877:MET:SD	3.14	0.41
1:D:495:PHE:O	1:D:573:TYR:CZ	2.73	0.41
1:D:522:GLY:C	1:D:524:PRO:N	2.74	0.41
1:D:611:PRO:CB	1:D:612:LEU:HD13	2.37	0.41
1:D:738:PRO:C	1:D:739:TYR:O	2.57	0.41
1:D:622:TYR:HB2	1:D:747:CYS:O	2.21	0.41
1:D:950:ASN:O	1:D:953:ARG:N	2.53	0.41
2:E:106:LEU:HD12	2:E:109:ASN:ND2	2.36	0.41
2:E:123:GLU:O	2:E:125:VAL:O	2.39	0.41
2:E:201:ASN:OD1	2:F:422:GLN:CD	2.59	0.41
2:E:205:PRO:HB3	2:E:242:PHE:C	2.41	0.41
2:E:370:LYS:O	2:E:433:ASP:CG	2.58	0.41
2:E:353:SER:HA	2:E:373:LYS:O	2.20	0.41
2:E:389:ARG:N	2:E:395:LEU:CD1	2.77	0.41
2:E:406:LEU:HG	2:E:413:VAL:HG22	2.01	0.41
2:E:418:LEU:HD23	2:E:418:LEU:HA	1.88	0.41
2:F:336:LEU:HD21	2:F:337:SER:O	2.21	0.41
2:F:61:GLY:CA	2:F:64:GLU:HG2	2.51	0.41
1:A:1125:ILE:C	1:A:1126:ASP:OD1	2.59	0.41
1:A:211:LEU:HA	1:A:222:SER:H	1.86	0.41
1:A:276:ALA:CB	1:A:279:ARG:HG2	2.51	0.41

Continued on next page...

Continued from previous page...

Atom-1	Atom-2	Interatomic distance (Å)	Clash overlap (Å)
1:A:292:LEU:HD11	1:A:428:LEU:CD2	2.51	0.41
1:A:412:PRO:O	1:A:415:LEU:N	2.53	0.41
1:A:465:ASP:OD1	1:A:466:LEU:N	2.54	0.41
1:A:745:PRO:HD2	1:A:746:GLY:H	1.85	0.41
1:A:78:MET:O	1:A:79:LEU:HD23	2.21	0.41
1:A:456:GLN:HE21	1:A:798:ILE:HD11	1.86	0.41
1:A:817:PRO:CG	1:A:818:ARG:N	2.84	0.41
1:A:900:ALA:HB1	1:A:915:ALA:HB1	2.02	0.41
1:A:928:GLY:C	1:A:930:ASP:N	2.74	0.41
1:A:931:LEU:CD2	1:A:932:HIS:N	2.77	0.41
2:B:473:ASP:O	2:B:477:LYS:HE3	2.21	0.41
2:C:113:GLU:O	2:C:116:THR:CG2	2.59	0.41
2:C:290:TYR:CD1	2:C:299:LEU:HD22	2.56	0.41
2:C:240:VAL:C	2:C:336:LEU:CB	2.83	0.41
2:C:344:ARG:N	2:C:347:LEU:HD22	2.35	0.41
2:C:362:THR:O	2:C:363:ARG:HD2	2.21	0.41
1:D:1045:ALA:HB1	1:D:1092:PHE:CE1	2.55	0.41
1:D:1097:VAL:O	1:D:1098:ASN:C	2.57	0.41
1:D:1193:VAL:O	1:D:1195:MET:CE	2.69	0.41
1:D:138:HIS:O	1:D:142:LEU:CG	2.52	0.41
1:D:270:ASN:C	1:D:274:ASP:CG	2.79	0.41
1:D:350:ILE:HG22	1:D:352:SER:CB	2.40	0.41
1:D:374:ARG:NE	1:D:392:LEU:CD2	2.83	0.41
1:D:466:LEU:N	1:D:466:LEU:CD1	2.82	0.41
1:D:490:TRP:O	1:D:580:LEU:CA	2.68	0.41
1:D:637:GLY:O	1:D:641:GLU:HG3	2.21	0.41
1:D:752:LEU:HB3	1:D:753:PRO:CB	2.49	0.41
1:D:770:PHE:O	1:D:773:LYS:HG2	2.20	0.41
1:D:897:TRP:HH2	1:D:1173:LEU:CD1	2.26	0.41
1:D:989:THR:C	1:D:998:SER:OG	2.59	0.41
2:E:259:ARG:NE	2:E:301:GLU:OE1	2.54	0.41
2:E:441:VAL:HG22	2:E:455:LEU:CB	2.51	0.41
2:E:76:ARG:HG3	2:E:435:MET:HG3	2.03	0.41
2:F:114:TRP:CD1	2:F:259:ARG:NH1	2.81	0.41
2:F:138:LEU:HA	2:F:138:LEU:HD13	1.81	0.41
2:F:197:LEU:C	2:F:199:LEU:N	2.74	0.41
2:F:350:LEU:CD1	2:F:351:TYR:H	2.32	0.41
2:F:446:THR:CB	2:F:450:ASN:OD1	2.69	0.41
2:F:482:ALA:O	2:F:483:LYS:C	2.59	0.41
2:E:129:ASP:OD1	2:F:98:GLY:HA3	2.21	0.41
1:A:1032:THR:C	1:A:1034:ARG:H	2.23	0.41

Continued on next page...

Continued from previous page...

Atom-1	Atom-2	Interatomic distance (Å)	Clash overlap (Å)
1:A:851:THR:OG1	1:A:1099:TRP:CD1	2.69	0.41
1:A:1134:HIS:CB	1:A:1136:GLU:OE2	2.69	0.41
1:A:1179:PHE:CD1	1:A:1220:ILE:CG2	2.99	0.41
1:A:1200:PRO:O	1:A:1202:ASN:N	2.53	0.41
1:A:1206:MET:O	1:A:1207:GLU:CB	2.69	0.41
1:A:1208:ARG:C	1:A:1210:TYR:N	2.70	0.41
1:A:1218:LEU:O	1:A:1222:GLN:NE2	2.53	0.41
1:A:143:ALA:CB	1:A:421:PRO:HB2	2.50	0.41
1:A:169:TRP:CD1	1:A:169:TRP:N	2.88	0.41
1:A:226:GLN:OE1	1:A:229:VAL:CG2	2.69	0.41
1:A:289:MET:O	1:A:290:ARG:HG3	2.20	0.41
1:A:441:TRP:CZ2	1:A:874:LEU:CB	3.04	0.41
1:A:443:ARG:HG3	1:A:447:GLU:OE1	2.21	0.41
1:A:503:VAL:HG11	1:A:520:ALA:O	2.17	0.41
1:A:539:PHE:CD2	1:A:539:PHE:O	2.73	0.41
1:A:656:TYR:HA	1:A:659:HIS:CB	2.50	0.41
1:A:741:ASP:CG	1:A:742:VAL:N	2.72	0.41
1:A:811:GLN:O	1:A:812:MET:C	2.59	0.41
1:A:848:GLY:O	1:A:849:THR:O	2.38	0.41
2:B:104:VAL:HG21	2:C:128:VAL:C	2.40	0.41
2:B:250:GLN:C	2:B:252:LEU:N	2.74	0.41
2:B:238:SER:CA	2:B:339:ASN:HD21	2.33	0.41
2:B:474:PHE:CG	2:B:475:LEU:N	2.89	0.41
2:C:247:THR:HG1	2:C:251:TRP:HB2	1.86	0.41
2:C:254:PHE:O	2:C:257:ARG:HB2	2.21	0.41
2:C:289:LEU:C	2:C:290:TYR:CG	2.94	0.41
2:C:346:MET:O	2:C:350:LEU:HD11	2.20	0.41
2:C:397:GLN:C	2:C:399:CYS:N	2.73	0.41
2:C:413:VAL:HG12	2:C:415:PRO:CD	2.51	0.41
1:D:1067:SER:HB3	1:D:1073:PRO:CG	2.51	0.41
1:D:1144:GLU:HG3	1:D:1145:ASP:OD1	2.20	0.41
1:D:1200:PRO:HD2	1:D:1203:PRO:HB2	2.01	0.41
1:D:213:VAL:C	1:D:401:TRP:CZ2	2.71	0.41
1:D:385:ILE:CG2	1:D:386:ARG:N	2.83	0.41
1:D:399:ASP:O	1:D:403:THR:HG22	2.20	0.41
1:D:434:TYR:O	1:D:1130:CYS:CB	2.58	0.41
1:D:498:LYS:HZ2	1:D:521:PRO:HB3	1.85	0.41
1:D:618:HIS:CB	1:D:725:PRO:CB	2.98	0.41
1:D:647:CYS:HB3	1:D:649:TYR:H	1.85	0.41
1:D:944:GLU:HG2	1:D:947:LYS:HE3	2.03	0.41
2:E:439:PHE:CZ	2:E:478:TYR:CZ	3.08	0.41

Continued on next page...

Continued from previous page...

Atom-1	Atom-2	Interatomic distance (Å)	Clash overlap (Å)
2:E:456:ARG:HG3	2:E:462:MET:CA	2.51	0.41
2:F:125:VAL:C	2:F:126:PHE:CG	2.92	0.41
2:F:218:VAL:HG13	2:F:218:VAL:O	2.21	0.41
2:F:447:THR:HG23	2:F:448:LEU:N	2.35	0.41
2:F:78:PHE:C	2:F:79:LEU:HD22	2.41	0.41
1:A:1024:ASP:O	1:A:1026:ARG:HG3	2.21	0.41
1:A:102:ARG:H	1:A:102:ARG:HG2	1.51	0.41
1:A:1144:GLU:C	1:A:1146:ARG:N	2.74	0.41
1:A:1198:LYS:O	1:A:1199:THR:HG23	2.20	0.41
1:A:1231:LEU:CD1	1:A:1235:SER:HB3	2.51	0.41
1:A:312:TRP:HH2	1:A:346:ASP:N	2.18	0.41
1:A:371:LYS:HG3	1:A:372:GLU:HG2	2.02	0.41
1:A:411:LEU:CD1	1:A:411:LEU:C	2.89	0.41
1:A:501:LYS:HB3	1:A:502:LYS:H	1.44	0.41
1:A:503:VAL:C	1:A:505:LYS:H	2.23	0.41
1:A:634:LEU:HA	1:A:638:THR:OG1	2.21	0.41
1:A:814:VAL:HG22	1:A:839:ALA:O	2.21	0.41
1:A:875:LYS:HB3	1:A:1189:LEU:O	2.21	0.41
1:A:880:ALA:H	1:A:881:PRO:CD	2.32	0.41
1:A:886:LEU:CD2	1:A:886:LEU:N	2.68	0.41
1:A:993:ARG:O	1:A:994:TRP:C	2.58	0.41
2:B:186:LEU:HD23	2:B:186:LEU:O	2.21	0.41
2:B:185:LEU:CD1	2:B:238:SER:HB2	2.50	0.41
2:C:184:ASN:HB3	2:C:187:HIS:H	1.85	0.41
2:C:247:THR:HG1	2:C:251:TRP:CB	2.32	0.41
2:C:253:ASP:HA	2:C:256:LEU:CD2	2.49	0.41
2:C:237:ALA:N	2:C:341:ASP:HB3	2.36	0.41
2:C:344:ARG:HG3	2:C:344:ARG:H	1.58	0.41
2:C:354:PHE:O	2:C:356:LEU:N	2.54	0.41
2:C:358:GLU:O	2:C:361:PHE:N	2.45	0.41
2:C:72:ILE:HG23	2:C:76:ARG:CD	2.51	0.41
1:D:1000:GLU:O	1:D:1003:TRP:CB	2.69	0.41
1:D:1067:SER:CB	1:D:1071:ARG:HB3	2.50	0.41
1:D:1163:MET:HE2	1:D:1167:LYS:HG3	2.03	0.41
1:D:1108:TYR:CA	1:D:1164:PHE:CE1	3.01	0.41
1:D:1206:MET:HG2	2:F:257:ARG:CZ	2.45	0.41
1:D:143:ALA:HB1	1:D:425:ALA:HB3	2.03	0.41
1:D:297:MET:CG	1:D:411:LEU:HD13	2.50	0.41
1:D:432:VAL:HG11	1:D:1128:ARG:NE	2.06	0.41
1:D:482:ASP:CG	1:D:483:PRO:HD2	2.42	0.41
1:D:482:ASP:C	1:D:482:ASP:OD1	2.60	0.41

Continued on next page...

Continued from previous page...

Atom-1	Atom-2	Interatomic distance (Å)	Clash overlap (Å)
1:D:500:ALA:CB	1:D:521:PRO:CD	2.98	0.41
1:D:598:VAL:N	1:D:616:GLU:OE2	2.53	0.41
1:D:666:GLN:HA	1:D:669:MET:O	2.19	0.41
1:D:720:THR:CA	1:D:721:ALA:O	2.69	0.41
1:D:992:LEU:C	1:D:996:ARG:NE	2.75	0.41
2:E:201:ASN:CB	2:F:421:MET:SD	3.09	0.41
2:E:393:LEU:O	2:E:396:ARG:CG	2.68	0.41
2:F:401:GLY:O	2:F:402:LEU:C	2.59	0.41
2:F:481:SER:O	2:F:484:ASN:HB2	2.21	0.41
2:F:86:LEU:C	2:F:87:SER:O	2.59	0.41
1:A:1038:TRP:CZ3	1:A:1041:TRP:CD2	3.09	0.41
1:A:1155:ILE:HD13	1:A:1158:LEU:HD12	2.02	0.41
1:A:136:ASP:CB	1:A:1163:MET:HE3	2.51	0.41
1:A:1166:TYR:CD2	1:A:1171:ASN:HA	2.56	0.41
1:A:1184:ASP:HA	1:A:1217:ALA:HB2	2.02	0.41
1:A:136:ASP:HB2	1:A:1163:MET:HE3	2.03	0.41
1:A:197:PHE:CB	1:A:277:HIS:HD2	2.33	0.41
1:A:313:ILE:HA	1:A:316:LYS:CG	2.51	0.41
1:A:406:VAL:HG22	1:A:407:PHE:HD2	1.85	0.41
1:A:444:TYR:OH	1:A:1200:PRO:CG	2.66	0.41
1:A:601:LYS:HZ1	1:A:721:ALA:CA	2.34	0.41
1:A:607:TRP:O	1:A:610:PHE:HA	2.21	0.41
1:A:645:VAL:C	1:A:650:ARG:HD2	2.33	0.41
1:A:74:LEU:CD1	1:A:78:MET:N	2.84	0.41
1:A:617:ARG:CD	1:A:763:GLY:O	2.69	0.41
1:A:76:ILE:HG13	1:A:77:GLN:N	2.34	0.41
2:B:199:LEU:HD13	2:B:200:VAL:N	2.35	0.41
2:B:389:ARG:N	2:B:389:ARG:NE	2.68	0.41
2:B:428:LEU:HD12	2:B:431:LYS:NZ	2.35	0.41
2:C:193:TYR:O	2:C:194:VAL:C	2.59	0.41
2:C:256:LEU:HD13	2:C:303:LEU:HD22	2.02	0.41
1:A:556:THR:CG2	2:C:452:LEU:HB3	2.33	0.41
1:D:1003:TRP:CH2	1:D:1101:VAL:CG2	3.04	0.41
1:D:1129:PHE:CZ	1:D:1139:TYR:CE2	3.09	0.41
1:D:1166:TYR:HA	1:D:1169:GLY:C	2.41	0.41
1:D:1171:ASN:O	1:D:1172:ASP:OD1	2.39	0.41
1:D:282:TYR:HB2	1:D:841:LEU:HD11	2.01	0.41
1:D:289:MET:C	1:D:290:ARG:HD2	2.41	0.41
1:D:546:ARG:O	1:D:550:GLN:CD	2.59	0.41
1:D:515:ILE:HG12	1:D:568:GLY:HA3	2.02	0.41
1:D:586:THR:O	1:D:586:THR:HG22	2.19	0.41

Continued on next page...

Continued from previous page...

Atom-1	Atom-2	Interatomic distance (Å)	Clash overlap (Å)
1:D:592:LEU:O	1:D:593:SER:C	2.56	0.41
1:D:612:LEU:CD1	1:D:622:TYR:HA	2.51	0.41
1:D:647:CYS:CB	1:D:648:PRO:HD2	2.51	0.41
1:D:840:ILE:HG22	1:D:841:LEU:N	2.36	0.41
1:D:914:THR:O	1:D:914:THR:CG2	2.69	0.41
1:D:913:CYS:O	1:D:918:TRP:N	2.54	0.41
1:D:923:GLY:CA	1:D:931:LEU:CD1	2.98	0.41
2:E:201:ASN:HB3	2:F:421:MET:HE1	2.02	0.41
2:E:442:LEU:HD13	2:E:443:VAL:CA	2.49	0.41
2:F:181:LEU:O	2:F:182:ARG:C	2.59	0.41
2:F:289:LEU:HD23	2:F:289:LEU:HA	1.85	0.41
2:F:303:LEU:C	2:F:304:TRP:CD1	2.93	0.41
2:F:326:ASP:OD2	2:F:329:LYS:O	2.39	0.41
2:F:336:LEU:HD23	2:F:337:SER:O	2.20	0.41
1:D:546:ARG:NH1	2:F:408:GLU:OE1	2.54	0.41
2:F:454:HIS:O	2:F:455:LEU:CB	2.49	0.41
2:F:458:ARG:CG	2:F:459:ASP:N	2.83	0.41
2:F:80:SER:HB2	2:F:98:GLY:C	2.41	0.41
2:F:86:LEU:N	2:F:86:LEU:CD1	2.84	0.41
1:A:1113:LEU:HD22	1:A:1139:TYR:OH	2.20	0.41
1:A:1149:ALA:O	1:A:1152:ALA:N	2.54	0.41
1:A:148:LEU:HA	1:A:148:LEU:HD23	1.88	0.41
1:A:181:GLU:CG	1:A:182:GLY:N	2.83	0.41
1:A:456:GLN:O	1:A:457:ARG:C	2.58	0.41
1:A:502:LYS:CD	1:A:506:GLU:OE1	2.41	0.41
1:A:566:LEU:O	1:A:567:PRO:C	2.59	0.41
1:A:798:ILE:HD11	1:A:802:ARG:NE	2.30	0.41
2:B:450:ASN:ND2	2:B:452:LEU:HB2	2.36	0.41
2:C:146:ARG:NE	2:C:228:VAL:HG11	2.36	0.41
2:C:347:LEU:CD1	2:C:347:LEU:N	2.82	0.41
1:D:1212:ILE:HG13	1:D:1213:PRO:HD2	2.03	0.41
1:D:157:LEU:HA	1:D:157:LEU:HD22	1.83	0.41
1:D:274:ASP:HA	1:D:277:HIS:HD2	1.85	0.41
1:D:420:HIS:O	1:D:424:LEU:CG	2.68	0.41
1:D:444:TYR:C	1:D:446:ALA:N	2.72	0.41
1:D:477:GLU:HG2	1:D:478:ARG:H	1.86	0.41
1:D:500:ALA:HB1	1:D:520:ALA:HB3	2.03	0.41
1:D:654:SER:O	1:D:655:LEU:C	2.58	0.41
1:D:656:TYR:HA	1:D:659:HIS:HE1	1.85	0.41
1:D:72:ASN:OD1	1:D:80:SER:OG	2.31	0.41
1:D:865:ALA:HB2	1:D:872:SER:C	2.40	0.41

Continued on next page...

Continued from previous page...

Atom-1	Atom-2	Interatomic distance (Å)	Clash overlap (Å)
2:F:244:PRO:HB3	2:F:245:PRO:HD2	2.02	0.41
2:F:251:TRP:HZ3	2:F:254:PHE:CD1	2.38	0.41
2:F:291:TYR:O	2:F:297:LYS:HA	2.21	0.41
2:F:342:LEU:C	2:F:344:ARG:N	2.62	0.41
2:F:348:ALA:HA	2:F:351:TYR:HB2	2.02	0.41
2:F:365:LYS:HG3	2:F:366:ASN:N	2.35	0.41
2:F:453:ILE:CD1	2:F:465:MET:HB3	2.36	0.41
1:A:1066:THR:CB	1:A:1071:ARG:HB3	2.50	0.40
1:A:107:LEU:HA	1:A:110:HIS:HB2	2.02	0.40
1:A:1144:GLU:O	1:A:1145:ASP:C	2.57	0.40
1:A:279:ARG:HB3	1:A:280:GLU:OE2	2.20	0.40
1:A:301:ILE:CD1	1:A:414:PHE:C	2.90	0.40
1:A:513:LEU:HA	1:A:514:PRO:HD2	1.61	0.40
1:A:576:LEU:HD12	1:A:577:CYS:H	1.77	0.40
1:A:812:MET:O	1:A:813:VAL:CB	2.69	0.40
1:A:920:THR:O	1:A:921:LEU:C	2.58	0.40
2:B:264:ARG:O	2:B:267:ALA:N	2.54	0.40
2:B:474:PHE:CD2	2:B:475:LEU:HG	2.56	0.40
2:C:125:VAL:HG22	2:C:208:LEU:CB	2.48	0.40
2:C:241:TRP:CE3	2:C:336:LEU:CD1	3.02	0.40
2:C:291:TYR:OH	2:C:351:TYR:HB3	2.21	0.40
2:C:393:LEU:O	2:C:397:GLN:CB	2.69	0.40
2:C:411:ILE:HG23	2:C:411:ILE:O	2.20	0.40
1:D:1066:THR:C	1:D:1073:PRO:HD3	2.41	0.40
1:D:174:GLY:HA2	1:D:220:TRP:N	2.36	0.40
1:D:189:ILE:HG21	1:D:258:GLN:CB	2.45	0.40
1:D:198:ASP:CB	1:D:400:VAL:CG1	2.87	0.40
1:D:408:GLN:HA	1:D:411:LEU:CD1	2.46	0.40
1:D:455:LEU:HD11	1:D:797:MET:SD	2.61	0.40
1:D:453:GLU:C	1:D:457:ARG:HG2	2.40	0.40
1:D:585:TRP:N	1:D:585:TRP:HE3	2.18	0.40
1:D:849:THR:HG22	1:D:850:ILE:HG12	2.03	0.40
1:D:441:TRP:CG	1:D:878:VAL:O	2.74	0.40
1:D:900:ALA:HB1	1:D:915:ALA:CA	2.51	0.40
2:E:123:GLU:O	2:E:125:VAL:N	2.54	0.40
2:E:259:ARG:HE	2:E:301:GLU:CD	2.23	0.40
2:E:319:VAL:HG23	2:E:332:VAL:HG21	2.03	0.40
2:E:380:PRO:O	2:E:382:LYS:N	2.54	0.40
2:F:146:ARG:NE	2:F:228:VAL:HG11	2.36	0.40
2:F:187:HIS:O	2:F:188:GLY:C	2.59	0.40
2:F:239:LEU:O	2:F:336:LEU:CD2	2.46	0.40

Continued on next page...

Continued from previous page...

Atom-1	Atom-2	Interatomic distance (Å)	Clash overlap (Å)
2:F:252:LEU:HD12	2:F:305:ASN:HB2	2.01	0.40
2:F:347:LEU:H	2:F:347:LEU:HD13	1.86	0.40
2:F:69:LEU:HD21	2:F:351:TYR:HA	2.03	0.40
2:F:418:LEU:O	2:F:418:LEU:HD12	2.21	0.40
2:F:419:GLU:CG	2:F:432:TYR:OH	2.68	0.40
2:F:455:LEU:HG	2:F:456:ARG:NH2	2.36	0.40
1:A:1163:MET:O	1:A:1164:PHE:C	2.59	0.40
1:A:1177:VAL:O	1:A:1178:ALA:C	2.59	0.40
1:A:191:GLU:O	1:A:193:ARG:NH1	2.54	0.40
1:A:260:ASP:CA	1:A:264:GLN:NE2	2.84	0.40
1:A:260:ASP:O	1:A:260:ASP:OD1	2.39	0.40
1:A:313:ILE:CD1	1:A:314:ALA:N	2.85	0.40
1:A:423:THR:HB	1:A:424:LEU:HD23	2.03	0.40
1:A:486:TRP:HA	1:A:489:GLU:OE2	2.21	0.40
1:A:610:PHE:CB	1:A:611:PRO:HD3	2.51	0.40
1:A:633:LYS:O	1:A:634:LEU:CD1	2.70	0.40
1:A:78:MET:SD	1:A:123:VAL:HG11	2.61	0.40
1:A:812:MET:CG	1:A:813:VAL:N	2.84	0.40
1:A:813:VAL:HB	1:A:840:ILE:CG1	2.43	0.40
1:A:79:LEU:HB2	1:A:89:GLY:CA	2.50	0.40
1:A:995:TYR:HB2	1:A:1004:LEU:HD11	2.02	0.40
2:B:261:GLN:O	2:B:265:LYS:HA	2.21	0.40
2:B:481:SER:O	2:B:484:ASN:HB2	2.21	0.40
2:C:254:PHE:N	2:C:257:ARG:HH21	2.19	0.40
2:C:299:LEU:O	2:C:300:ILE:C	2.59	0.40
2:C:343:ASP:HB2	2:C:347:LEU:HD11	2.02	0.40
2:C:69:LEU:HD21	2:C:351:TYR:HA	2.03	0.40
2:C:389:ARG:O	2:C:392:THR:HA	2.21	0.40
2:C:437:ILE:O	2:C:437:ILE:HG13	2.21	0.40
1:D:1025:LEU:HD22	1:D:1091:GLU:OE2	2.21	0.40
1:D:1068:ASP:O	1:D:1071:ARG:HG2	2.21	0.40
1:D:308:GLN:HE21	1:D:1091:GLU:N	2.18	0.40
1:D:223:TRP:C	1:D:227:ARG:HD2	2.41	0.40
1:D:369:LEU:HD22	1:D:372:GLU:HG3	2.03	0.40
1:D:453:GLU:C	1:D:457:ARG:CG	2.89	0.40
1:D:483:PRO:HA	1:D:486:TRP:CD1	2.55	0.40
1:D:602:LEU:O	1:D:604:ALA:N	2.54	0.40
1:D:620:TRP:HE1	1:D:751:LYS:HB2	1.84	0.40
1:D:605:LEU:HA	1:D:782:GLY:H	1.86	0.40
1:D:894:GLN:HE22	1:D:1180:PHE:HE2	1.69	0.40
2:E:115:TRP:CD1	2:E:115:TRP:O	2.75	0.40

Continued on next page...

Continued from previous page...

Atom-1	Atom-2	Interatomic distance (Å)	Clash overlap (Å)
2:E:116:THR:O	2:E:120:VAL:N	2.47	0.40
2:E:126:PHE:CE2	2:F:414:TRP:CZ3	3.09	0.40
2:E:375:HIS:CG	2:E:376:PRO:CA	3.04	0.40
2:E:380:PRO:O	2:E:382:LYS:CA	2.68	0.40
2:E:386:ASP:O	2:E:387:VAL:CG1	2.70	0.40
2:E:445:GLU:O	2:E:446:THR:C	2.58	0.40
2:E:453:ILE:O	2:E:465:MET:HA	2.21	0.40
2:F:106:LEU:HG	2:F:346:MET:CG	2.51	0.40
2:F:298:GLU:CG	2:F:344:ARG:NH2	2.84	0.40
2:F:400:GLN:C	2:F:400:GLN:NE2	2.75	0.40
2:F:403:PHE:CD2	2:F:404:ASN:N	2.89	0.40
2:F:406:LEU:N	2:F:406:LEU:HD13	2.36	0.40
2:F:422:GLN:O	2:F:423:SER:OG	2.24	0.40
2:F:384:ALA:HB3	2:F:440:THR:HG22	2.04	0.40
2:F:441:VAL:HB	2:F:454:HIS:O	2.21	0.40
2:F:455:LEU:CA	2:F:456:ARG:NE	2.73	0.40
1:A:1170:LEU:N	1:A:1170:LEU:HD12	2.37	0.40
1:A:174:GLY:CA	1:A:220:TRP:HB2	2.50	0.40
1:A:258:GLN:O	1:A:259:ARG:NH2	2.54	0.40
1:A:261:TRP:CA	1:A:261:TRP:CE3	3.00	0.40
1:A:273:PHE:CA	1:A:276:ALA:H	2.33	0.40
1:A:352:SER:C	1:A:358:LEU:CD2	2.88	0.40
1:A:822:PRO:O	1:A:825:VAL:HB	2.22	0.40
1:A:851:THR:O	1:A:852:ARG:CB	2.69	0.40
1:A:755:LYS:CD	1:A:964:ARG:NH1	2.67	0.40
2:B:192:HIS:O	2:B:193:TYR:C	2.58	0.40
2:B:204:LEU:CD1	2:B:324:GLY:HA3	2.51	0.40
2:B:69:LEU:CA	2:B:72:ILE:HG12	2.52	0.40
2:C:190:LEU:O	2:C:191:GLU:C	2.58	0.40
2:B:77:HIS:CB	2:C:195:ASN:OD1	2.67	0.40
2:C:197:LEU:HD11	2:C:322:LEU:CD1	2.51	0.40
2:C:200:VAL:O	2:C:201:ASN:CB	2.69	0.40
2:C:403:PHE:N	2:C:406:LEU:HD22	2.36	0.40
2:C:422:GLN:O	2:C:423:SER:OG	2.22	0.40
2:C:464:GLU:O	2:C:464:GLU:OE2	2.39	0.40
2:C:406:LEU:HD11	2:C:472:LYS:HZ2	1.85	0.40
2:C:64:GLU:CG	2:C:65:GLY:N	2.84	0.40
2:C:99:PHE:N	2:C:99:PHE:CD2	2.89	0.40
1:D:1066:THR:CG2	1:D:1066:THR:O	2.69	0.40
1:D:851:THR:HG21	1:D:1102:GLN:CG	2.51	0.40
1:D:1163:MET:HE2	1:D:1167:LYS:CG	2.51	0.40

Continued on next page...

Continued from previous page...

Atom-1	Atom-2	Interatomic distance (Å)	Clash overlap (Å)
1:D:1224:ILE:HG12	1:D:1228:LYS:HA	2.03	0.40
1:D:175:TRP:HA	1:D:185:VAL:CG2	2.48	0.40
1:D:193:ARG:HD2	1:D:263:GLU:OE2	2.21	0.40
1:D:238:GLN:OE1	1:D:238:GLN:HA	2.19	0.40
1:D:266:VAL:HA	1:D:289:MET:CE	2.52	0.40
1:D:350:ILE:CA	1:D:352:SER:H	2.33	0.40
1:D:484:TRP:NE1	1:D:488:LEU:CG	2.84	0.40
1:D:597:ARG:CB	1:D:616:GLU:CD	2.89	0.40
1:D:734:HIS:HA	1:D:752:LEU:HD11	2.03	0.40
2:E:370:LYS:O	2:E:433:ASP:C	2.60	0.40
2:F:180:LYS:O	2:F:180:LYS:HE3	2.17	0.40
2:F:315:TYR:N	2:F:315:TYR:CD2	2.89	0.40
2:F:350:LEU:CD1	2:F:351:TYR:N	2.85	0.40
2:F:431:LYS:HD3	2:F:432:TYR:N	2.36	0.40
2:F:473:ASP:O	2:F:476:ILE:CD1	2.69	0.40
1:A:422:VAL:HG11	1:A:1111:LEU:HD11	2.03	0.40
1:A:175:TRP:CB	1:A:184:ALA:C	2.86	0.40
1:A:174:GLY:HA2	1:A:220:TRP:CB	2.51	0.40
1:A:659:HIS:HD1	1:A:663:GLN:CG	2.35	0.40
1:A:761:ASN:N	1:A:761:ASN:OD1	2.54	0.40
1:A:851:THR:HG21	1:A:853:ARG:HB2	2.00	0.40
1:A:83:LEU:O	1:A:87:ILE:O	2.40	0.40
1:A:905:ALA:HA	1:A:910:MET:HA	2.02	0.40
1:A:905:ALA:HB1	1:A:1169:GLY:HA2	2.03	0.40
2:B:256:LEU:O	2:B:257:ARG:C	2.60	0.40
2:B:265:LYS:O	2:B:266:PHE:CB	2.69	0.40
2:B:420:THR:OG1	2:B:420:THR:O	2.32	0.40
2:B:456:ARG:HB3	2:B:457:SER:H	1.70	0.40
2:B:87:SER:C	2:B:89:ASP:N	2.73	0.40
2:C:335:VAL:O	2:C:335:VAL:HG13	2.20	0.40
2:C:240:VAL:O	2:C:336:LEU:HD13	2.21	0.40
2:C:385:LEU:HD21	2:C:402:LEU:CD2	2.39	0.40
2:C:399:CYS:C	2:C:401:GLY:N	2.69	0.40
2:C:476:ILE:HD13	2:C:477:LYS:CG	2.50	0.40
2:C:82:SER:C	2:C:86:LEU:CD1	2.89	0.40
1:D:1071:ARG:C	1:D:1073:PRO:HD2	2.42	0.40
1:D:148:LEU:HA	1:D:148:LEU:HD23	1.88	0.40
1:D:307:PHE:CA	1:D:310:SER:OG	2.67	0.40
1:D:421:PRO:CG	1:D:422:VAL:H	2.32	0.40
1:D:458:GLU:C	1:D:460:LYS:CE	2.90	0.40
1:D:484:TRP:CE2	1:D:488:LEU:HD11	2.56	0.40

Continued on next page...

Continued from previous page...

Atom-1	Atom-2	Interatomic distance (Å)	Clash overlap (Å)
1:D:513:LEU:H	1:D:570:PRO:HD3	1.85	0.40
1:D:603:MET:HB3	1:D:605:LEU:HD23	2.00	0.40
1:D:606:THR:CG2	1:D:611:PRO:O	2.69	0.40
1:D:614:TYR:CE2	1:D:620:TRP:CD2	3.08	0.40
1:D:630:ASN:ND2	1:D:632:ALA:N	2.69	0.40
1:D:788:GLY:C	1:D:792:LEU:HD13	2.42	0.40
1:D:950:ASN:O	1:D:951:TYR:C	2.58	0.40
2:E:370:LYS:HE3	2:E:370:LYS:HB3	1.65	0.40
2:F:111:ALA:O	2:F:115:TRP:CB	2.70	0.40
2:F:180:LYS:CA	2:F:180:LYS:HE3	2.47	0.40
2:F:254:PHE:HA	2:F:257:ARG:HD3	2.03	0.40
2:F:341:ASP:OD1	2:F:342:LEU:C	2.60	0.40
2:F:76:ARG:CZ	2:F:434:GLU:CD	2.89	0.40
1:A:903:GLY:N	1:A:1002:GLU:HB3	2.32	0.40
1:A:1111:LEU:HB3	1:A:1160:THR:HG23	2.03	0.40
1:A:181:GLU:C	1:A:181:GLU:CD	2.80	0.40
1:A:206:GLY:C	1:A:208:CYS:H	2.24	0.40
1:A:244:LEU:HD23	1:A:244:LEU:HA	1.81	0.40
1:A:203:LEU:HD11	1:A:379:LYS:C	2.34	0.40
1:A:526:ASP:CG	1:A:527:GLN:N	2.74	0.40
1:A:606:THR:O	1:A:607:TRP:CD1	2.75	0.40
1:A:612:LEU:CD2	1:A:614:TYR:N	2.83	0.40
1:A:617:ARG:O	1:A:762:VAL:CG2	2.60	0.40
1:A:659:HIS:CD2	1:A:716:PRO:O	2.75	0.40
2:B:185:LEU:HB3	2:B:214:CYS:SG	2.61	0.40
2:B:306:LEU:O	2:B:307:GLY:C	2.58	0.40
2:B:375:HIS:ND1	2:B:378:LEU:HD13	2.37	0.40
2:B:393:LEU:O	2:B:396:ARG:HB3	2.21	0.40
2:C:368:HIS:O	2:C:368:HIS:CG	2.75	0.40
2:C:368:HIS:O	2:C:368:HIS:ND1	2.55	0.40
2:C:470:LYS:N	2:C:471:LEU:HD12	2.36	0.40
1:D:1067:SER:CA	1:D:1071:ARG:CA	2.82	0.40
1:D:1200:PRO:O	1:D:1201:SER:C	2.59	0.40
1:D:197:PHE:CZ	1:D:219:ALA:CB	3.04	0.40
1:D:282:TYR:HE2	1:D:432:VAL:CB	2.34	0.40
1:D:371:LYS:CD	1:D:392:LEU:CD2	2.98	0.40
1:D:536:GLU:H	1:D:536:GLU:HG2	1.78	0.40
1:D:584:ALA:HB1	1:D:585:TRP:CZ3	2.57	0.40
1:D:624:VAL:HB	1:D:747:CYS:SG	2.62	0.40
1:D:780:GLN:OE1	1:D:781:ALA:N	2.49	0.40
1:D:848:GLY:O	1:D:855:VAL:HG22	2.21	0.40

Continued on next page...

Continued from previous page...

Atom-1	Atom-2	Interatomic distance (Å)	Clash overlap (Å)
1:D:851:THR:C	1:D:853:ARG:H	2.23	0.40
1:D:910:MET:C	1:D:910:MET:SD	3.00	0.40
1:D:933:SER:O	1:D:935:THR:N	2.54	0.40
2:E:280:ASP:N	2:E:304:TRP:CH2	2.90	0.40
2:E:403:PHE:HA	2:E:413:VAL:HG11	2.04	0.40
2:E:428:LEU:C	2:E:431:LYS:H	2.25	0.40
2:E:474:PHE:O	2:E:475:LEU:C	2.60	0.40
2:E:78:PHE:CE1	2:E:350:LEU:CD1	3.04	0.40
2:F:406:LEU:HD13	2:F:406:LEU:H	1.87	0.40
2:F:381:ILE:CB	2:F:437:ILE:HG22	2.52	0.40

All (10) symmetry-related close contacts are listed below. The label for Atom-2 includes the symmetry operator and encoded unit-cell translations to be applied.

Atom-1	Atom-2	Interatomic distance (Å)	Clash overlap (Å)
1:A:673:ALA:O	2:F:318:ASN:O[2_734]	1.91	0.29
1:A:673:ALA:C	2:F:318:ASN:O[2_734]	1.98	0.22
1:A:1034:ARG:NE	2:F:450:ASN:ND2[1_545]	2.04	0.16
1:A:994:TRP:NE1	1:D:522:GLY:N[1_545]	2.06	0.14
1:D:1232:GLU:OE2	2:F:223:GLN:OE1[2_844]	2.11	0.09
2:C:450:ASN:ND2	1:D:1034:ARG:NH2[1_445]	2.12	0.08
1:A:518:ALA:O	1:D:993:ARG:O[1_445]	2.13	0.07
1:A:727:ASP:OD1	1:D:133:ASP:O[1_445]	2.16	0.04
1:A:133:ASP:OD1	1:D:727:ASP:OD2[1_545]	2.19	0.01
1:A:993:ARG:NH2	1:D:520:ALA:O[1_545]	2.19	0.01

5.3 Torsion angles [\(i\)](#)

5.3.1 Protein backbone [\(i\)](#)

In the following table, the Percentiles column shows the percent Ramachandran outliers of the chain as a percentile score with respect to all X-ray entries followed by that with respect to entries of similar resolution.

The Analysed column shows the number of residues for which the backbone conformation was analysed, and the total number of residues.

Mol	Chain	Analysed	Favoured	Allowed	Outliers	Percentiles
1	A	1085/1172 (93%)	629 (58%)	254 (23%)	202 (19%)	0 0

Continued on next page...

Continued from previous page...

Mol	Chain	Analysed	Favoured	Allowed	Outliers	Percentiles	
1	D	1086/1172 (93%)	645 (59%)	234 (22%)	207 (19%)	0	0
2	B	349/427 (82%)	205 (59%)	94 (27%)	50 (14%)	0	1
2	C	394/427 (92%)	254 (64%)	84 (21%)	56 (14%)	0	1
2	E	349/427 (82%)	219 (63%)	79 (23%)	51 (15%)	0	1
2	F	394/427 (92%)	251 (64%)	93 (24%)	50 (13%)	0	1
All	All	3657/4052 (90%)	2203 (60%)	838 (23%)	616 (17%)	0	0

All (616) Ramachandran outliers are listed below:

Mol	Chain	Res	Type
1	A	72	ASN
1	A	76	ILE
1	A	96	GLY
1	A	163	PRO
1	A	169	TRP
1	A	170	ALA
1	A	176	THR
1	A	184	ALA
1	A	185	VAL
1	A	189	ILE
1	A	205	GLU
1	A	211	LEU
1	A	216	SER
1	A	217	PRO
1	A	231	GLU
1	A	232	ARG
1	A	234	SER
1	A	240	SER
1	A	253	ALA
1	A	255	SER
1	A	271	VAL
1	A	273	PHE
1	A	287	SER
1	A	348	LEU
1	A	353	VAL
1	A	354	ASN
1	A	355	SER
1	A	369	PRO
1	A	372	GLU
1	A	378	VAL

Continued on next page...

Continued from previous page...

Mol	Chain	Res	Type
1	A	419	PRO
1	A	436	PRO
1	A	437	VAL
1	A	463	LEU
1	A	482	ASP
1	A	499	LYS
1	A	500	ALA
1	A	503	VAL
1	A	527	GLN
1	A	540	GLN
1	A	559	LEU
1	A	573	TYR
1	A	583	PRO
1	A	588	GLY
1	A	589	PRO
1	A	598	VAL
1	A	610	PHE
1	A	611	PRO
1	A	612	LEU
1	A	614	TYR
1	A	626	GLY
1	A	628	ARG
1	A	634	LEU
1	A	635	PRO
1	A	712	VAL
1	A	727	ASP
1	A	728	THR
1	A	731	SER
1	A	738	PRO
1	A	744	ILE
1	A	758	ASN
1	A	768	LYS
1	A	869	ARG
1	A	880	ALA
1	A	900	ALA
1	A	915	ALA
1	A	920	THR
1	A	927	ARG
1	A	939	VAL
1	A	959	GLN
1	A	1020	ILE
1	A	1032	THR

Continued on next page...

Continued from previous page...

Mol	Chain	Res	Type
1	A	1034	ARG
1	A	1059	ASN
1	A	1069	ILE
1	A	1070	PRO
1	A	1125	ILE
1	A	1131	ILE
1	A	1170	LEU
1	A	1171	ASN
1	A	1192	GLU
1	A	1193	VAL
1	A	1200	PRO
1	A	1206	MET
1	A	1208	ARG
1	A	1213	PRO
1	A	1214	GLN
1	A	1219	ASP
1	A	1236	GLN
2	B	77	HIS
2	B	79	LEU
2	B	101	PRO
2	B	123	GLU
2	B	205	PRO
2	B	216	HIS
2	B	217	PRO
2	B	246	ARG
2	B	258	HIS
2	B	262	TRP
2	B	280	ASP
2	B	281	GLU
2	B	284	ARG
2	B	285	LYS
2	B	323	HIS
2	B	376	PRO
2	B	391	PRO
2	B	437	ILE
2	C	83	LYS
2	C	122	ARG
2	C	134	LYS
2	C	145	PHE
2	C	178	SER
2	C	204	LEU
2	C	205	PRO

Continued on next page...

Continued from previous page...

Mol	Chain	Res	Type
2	C	223	GLN
2	C	257	ARG
2	C	319	VAL
2	C	342	LEU
2	C	352	ASP
2	C	353	SER
2	C	356	LEU
2	C	398	VAL
2	C	415	PRO
2	C	438	LEU
2	C	449	GLU
2	C	452	LEU
2	C	456	ARG
2	C	460	THR
1	D	73	PRO
1	D	81	ARG
1	D	116	PRO
1	D	163	PRO
1	D	167	PRO
1	D	168	ALA
1	D	171	TRP
1	D	173	GLU
1	D	193	ARG
1	D	205	GLU
1	D	211	LEU
1	D	212	ALA
1	D	213	VAL
1	D	219	ALA
1	D	221	TYR
1	D	234	SER
1	D	248	GLU
1	D	249	VAL
1	D	255	SER
1	D	303	GLY
1	D	350	ILE
1	D	364	VAL
1	D	368	PRO
1	D	372	GLU
1	D	378	VAL
1	D	419	PRO
1	D	433	SER
1	D	482	ASP

Continued on next page...

Continued from previous page...

Mol	Chain	Res	Type
1	D	492	LEU
1	D	504	LYS
1	D	511	SER
1	D	517	GLY
1	D	521	PRO
1	D	523	ASP
1	D	530	LEU
1	D	540	GLN
1	D	559	LEU
1	D	577	CYS
1	D	589	PRO
1	D	597	ARG
1	D	598	VAL
1	D	599	THR
1	D	610	PHE
1	D	611	PRO
1	D	612	LEU
1	D	614	TYR
1	D	628	ARG
1	D	643	ALA
1	D	646	VAL
1	D	647	CYS
1	D	710	ALA
1	D	712	VAL
1	D	713	PRO
1	D	727	ASP
1	D	728	THR
1	D	735	GLY
1	D	736	ASN
1	D	742	VAL
1	D	744	ILE
1	D	753	PRO
1	D	762	VAL
1	D	776	ASP
1	D	781	ALA
1	D	783	PRO
1	D	787	SER
1	D	829	PRO
1	D	869	ARG
1	D	890	ASP
1	D	891	VAL
1	D	913	CYS

Continued on next page...

Continued from previous page...

Mol	Chain	Res	Type
1	D	925	LYS
1	D	939	VAL
1	D	956	GLY
1	D	959	GLN
1	D	974	THR
1	D	992	LEU
1	D	1027	LYS
1	D	1069	ILE
1	D	1073	PRO
1	D	1174	PRO
1	D	1176	SER
1	D	1180	PHE
1	D	1203	PRO
1	D	1232	GLU
1	D	1236	GLN
2	E	70	LEU
2	E	87	SER
2	E	239	LEU
2	E	248	SER
2	E	281	GLU
2	E	294	PRO
2	E	309	HIS
2	E	314	MET
2	E	316	PRO
2	E	319	VAL
2	E	323	HIS
2	E	330	ASN
2	E	331	VAL
2	E	375	HIS
2	E	376	PRO
2	E	384	ALA
2	E	385	LEU
2	E	420	THR
2	E	432	TYR
2	E	449	GLU
2	F	83	LYS
2	F	87	SER
2	F	134	LYS
2	F	139	LEU
2	F	145	PHE
2	F	178	SER
2	F	223	GLN

Continued on next page...

Continued from previous page...

Mol	Chain	Res	Type
2	F	319	VAL
2	F	341	ASP
2	F	352	ASP
2	F	356	LEU
2	F	360	SER
2	F	365	LYS
2	F	389	ARG
2	F	415	PRO
2	F	453	ILE
2	F	456	ARG
2	F	460	THR
1	A	73	PRO
1	A	84	HIS
1	A	132	GLY
1	A	171	TRP
1	A	238	GLN
1	A	262	GLN
1	A	283	LEU
1	A	292	LEU
1	A	371	LYS
1	A	383	LYS
1	A	470	ALA
1	A	507	PRO
1	A	508	ALA
1	A	517	GLY
1	A	561	LYS
1	A	576	LEU
1	A	596	MET
1	A	607	TRP
1	A	613	HIS
1	A	617	ARG
1	A	639	THR
1	A	659	HIS
1	A	719	LEU
1	A	735	GLY
1	A	762	VAL
1	A	813	VAL
1	A	864	ASN
1	A	923	GLY
1	A	940	GLY
1	A	1018	GLY
1	A	1021	SER

Continued on next page...

Continued from previous page...

Mol	Chain	Res	Type
1	A	1052	GLY
1	A	1094	THR
1	A	1122	GLU
1	A	1145	ASP
1	A	1228	LYS
1	A	1232	GLU
2	B	88	ARG
2	B	117	SER
2	B	179	GLY
2	B	265	LYS
2	B	282	GLU
2	B	309	HIS
2	B	312	LEU
2	B	343	ASP
2	B	353	SER
2	B	354	PHE
2	B	377	CYS
2	B	410	GLY
2	B	436	SER
2	B	441	VAL
2	B	469	SER
2	C	88	ARG
2	C	248	SER
2	C	300	ILE
2	C	321	LYS
2	C	328	ARG
2	C	340	GLY
2	C	351	TYR
2	C	445	GLU
2	C	451	GLY
2	C	453	ILE
2	C	458	ARG
1	D	78	MET
1	D	130	LEU
1	D	174	GLY
1	D	218	SER
1	D	220	TRP
1	D	223	TRP
1	D	292	LEU
1	D	371	LYS
1	D	392	LEU
1	D	421	PRO

Continued on next page...

Continued from previous page...

Mol	Chain	Res	Type
1	D	469	ASP
1	D	510	ALA
1	D	519	GLY
1	D	525	MET
1	D	529	ASP
1	D	588	GLY
1	D	609	GLY
1	D	624	VAL
1	D	656	TYR
1	D	758	ASN
1	D	802	ARG
1	D	810	SER
1	D	855	VAL
1	D	868	ASP
1	D	877	MET
1	D	880	ALA
1	D	920	THR
1	D	940	GLY
1	D	1000	GLU
1	D	1021	SER
1	D	1025	LEU
1	D	1034	ARG
1	D	1042	GLU
1	D	1062	GLU
1	D	1066	THR
1	D	1068	ASP
1	D	1171	ASN
1	D	1172	ASP
1	D	1193	VAL
1	D	1220	ILE
1	D	1238	GLY
2	E	82	SER
2	E	85	GLN
2	E	94	GLY
2	E	116	THR
2	E	117	SER
2	E	231	ILE
2	E	264	ARG
2	E	298	GLU
2	E	311	LEU
2	E	401	GLY
2	E	405	GLU

Continued on next page...

Continued from previous page...

Mol	Chain	Res	Type
2	E	408	GLU
2	E	469	SER
2	F	122	ARG
2	F	125	VAL
2	F	182	ARG
2	F	200	VAL
2	F	220	ASP
2	F	257	ARG
2	F	300	ILE
2	F	342	LEU
2	F	353	SER
2	F	438	LEU
2	F	455	LEU
1	A	123	VAL
1	A	233	TYR
1	A	239	LEU
1	A	393	MET
1	A	570	PRO
1	A	587	PRO
1	A	716	PRO
1	A	726	LYS
1	A	763	GLY
1	A	777	GLY
1	A	787	SER
1	A	805	HIS
1	A	922	GLN
1	A	990	LYS
1	A	1000	GLU
1	A	1037	GLN
1	A	1038	TRP
1	A	1042	GLU
1	A	1071	ARG
1	A	1095	SER
1	A	1195	MET
1	A	1212	ILE
2	B	75	ARG
2	B	199	LEU
2	B	247	THR
2	B	267	ALA
2	B	283	GLY
2	B	349	TYR
2	C	137	PRO

Continued on next page...

Continued from previous page...

Mol	Chain	Res	Type
2	C	220	ASP
2	C	368	HIS
2	C	423	SER
2	C	425	LEU
2	C	448	LEU
1	D	84	HIS
1	D	183	GLU
1	D	254	SER
1	D	278	ILE
1	D	306	SER
1	D	470	ALA
1	D	527	GLN
1	D	560	PRO
1	D	578	PRO
1	D	579	ARG
1	D	627	ARG
1	D	719	LEU
1	D	731	SER
1	D	811	GLN
1	D	876	ALA
1	D	1020	ILE
1	D	1026	ARG
1	D	1037	GLN
1	D	1040	LYS
1	D	1094	THR
1	D	1128	ARG
1	D	1162	CYS
1	D	1181	SER
1	D	1191	LYS
1	D	1196	ASP
2	E	203	ARG
2	E	328	ARG
2	E	382	LYS
2	F	137	PRO
2	F	328	ARG
2	F	403	PHE
2	F	436	SER
2	F	452	LEU
2	F	484	ASN
1	A	162	LEU
1	A	397	ALA
1	A	412	PRO

Continued on next page...

Continued from previous page...

Mol	Chain	Res	Type
1	A	501	LYS
1	A	577	CYS
1	A	633	LYS
1	A	722	ARG
1	A	742	VAL
1	A	802	ARG
1	A	817	PRO
1	A	868	ASP
1	A	973	LEU
1	A	1043	VAL
1	A	1068	ASP
1	A	1129	PHE
1	A	1167	LYS
1	A	1199	THR
2	B	214	CYS
2	C	140	PRO
2	C	182	ARG
2	C	189	ALA
2	C	200	VAL
2	C	226	ASN
2	C	270	PRO
2	C	299	LEU
2	C	392	THR
2	C	419	GLU
2	C	478	TYR
2	C	484	ASN
1	D	97	GLU
1	D	119	PRO
1	D	165	LYS
1	D	179	GLY
1	D	210	THR
1	D	259	ARG
1	D	271	VAL
1	D	287	SER
1	D	500	ALA
1	D	520	ALA
1	D	625	PRO
1	D	632	ALA
1	D	655	LEU
1	D	672	GLU
1	D	715	GLN
1	D	723	GLY

Continued on next page...

Continued from previous page...

Mol	Chain	Res	Type
1	D	730	PRO
1	D	922	GLN
1	D	995	TYR
1	D	1035	LYS
1	D	1108	TYR
1	D	1134	HIS
1	D	1192	GLU
2	E	77	HIS
2	E	88	ARG
2	E	121	PHE
2	E	215	PHE
2	E	240	VAL
2	E	285	LYS
2	E	292	ASN
2	F	77	HIS
2	F	140	PRO
2	F	217	PRO
2	F	248	SER
2	F	280	ASP
2	F	423	SER
2	F	451	GLY
2	F	478	TYR
1	A	71	HIS
1	A	248	GLU
1	A	380	GLY
1	A	421	PRO
1	A	462	SER
1	A	464	MET
1	A	506	GLU
1	A	568	GLY
1	A	625	PRO
1	A	646	VAL
1	A	660	CYS
1	A	717	LEU
1	A	830	ASP
1	A	908	ALA
1	A	910	MET
1	A	1062	GLU
1	A	1092	PHE
1	A	1182	ALA
2	B	201	ASN
2	B	316	PRO

Continued on next page...

Continued from previous page...

Mol	Chain	Res	Type
2	B	413	VAL
2	B	484	ASN
2	C	110	LEU
2	C	124	GLN
2	C	280	ASP
2	C	389	ARG
1	D	169	TRP
1	D	177	ARG
1	D	184	ALA
1	D	191	GLU
1	D	279	ARG
1	D	405	GLU
1	D	477	GLU
1	D	562	ARG
1	D	633	LYS
1	D	780	GLN
1	D	882	PRO
1	D	941	ILE
1	D	1118	TRP
1	D	1122	GLU
2	E	210	GLN
2	E	272	ASN
2	E	280	ASP
2	E	372	LEU
2	E	423	SER
2	F	121	PHE
2	F	130	ALA
2	F	138	LEU
2	F	351	TYR
1	A	857	PRO
1	A	1093	MET
1	A	1207	GLU
2	B	270	PRO
2	B	297	LYS
2	C	125	VAL
1	D	128	PRO
1	D	569	HIS
1	D	572	TRP
1	D	853	ARG
1	D	1103	SER
1	A	128	PRO
1	A	215	ILE

Continued on next page...

Continued from previous page...

Mol	Chain	Res	Type
1	A	645	VAL
1	D	166	PRO
1	D	411	LEU
1	D	881	PRO
1	D	1205	GLY
2	F	204	LEU
1	A	87	ILE
1	A	871	GLY
1	A	878	VAL
1	A	1010	LEU
1	A	1127	GLY
2	B	327	GLY
1	D	267	VAL
1	D	406	VAL
1	D	436	PRO
1	D	563	PRO
1	D	1155	ILE
1	D	1211	GLY
2	F	128	VAL
1	A	366	VAL
1	A	432	VAL
1	A	515	ILE
1	A	715	GLN
2	B	307	GLY
2	B	380	PRO
2	C	120	VAL
2	C	414	TRP
1	D	1137	VAL
2	F	414	TRP
1	A	560	PRO
1	A	621	GLY
1	A	855	VAL
2	B	213	VAL
1	D	435	LEU
1	D	817	PRO
2	E	135	PRO
2	E	179	GLY
2	E	200	VAL
1	D	648	PRO
1	A	753	PRO

5.3.2 Protein sidechains [i](#)

In the following table, the Percentiles column shows the percent sidechain outliers of the chain as a percentile score with respect to all X-ray entries followed by that with respect to entries of similar resolution.

The Analysed column shows the number of residues for which the sidechain conformation was analysed, and the total number of residues.

Mol	Chain	Analysed	Rotameric	Outliers	Percentiles	
1	A	918/988 (93%)	611 (67%)	307 (33%)	0	0
1	D	919/988 (93%)	584 (64%)	335 (36%)	0	0
2	B	317/380 (83%)	259 (82%)	58 (18%)	1	7
2	C	350/380 (92%)	260 (74%)	90 (26%)	0	1
2	E	317/380 (83%)	270 (85%)	47 (15%)	3	13
2	F	350/380 (92%)	245 (70%)	105 (30%)	0	1
All	All	3171/3496 (91%)	2229 (70%)	942 (30%)	0	1

All (942) residues with a non-rotameric sidechain are listed below:

Mol	Chain	Res	Type
1	A	70	ARG
1	A	78	MET
1	A	83	LEU
1	A	90	GLN
1	A	93	GLU
1	A	94	MET
1	A	97	GLU
1	A	101	ARG
1	A	102	ARG
1	A	107	LEU
1	A	109	LYS
1	A	120	LEU
1	A	125	LEU
1	A	128	PRO
1	A	131	TYR
1	A	135	LEU
1	A	138	HIS
1	A	141	LEU
1	A	146	GLN
1	A	156	LEU
1	A	157	LEU
1	A	161	GLN

Continued on next page...

Continued from previous page...

Mol	Chain	Res	Type
1	A	169	TRP
1	A	177	ARG
1	A	183	GLU
1	A	187	VAL
1	A	190	PRO
1	A	193	ARG
1	A	195	LEU
1	A	197	PHE
1	A	202	CYS
1	A	208	CYS
1	A	216	SER
1	A	217	PRO
1	A	220	TRP
1	A	223	TRP
1	A	224	CYS
1	A	226	GLN
1	A	227	ARG
1	A	228	LEU
1	A	235	TRP
1	A	236	THR
1	A	246	PRO
1	A	247	LEU
1	A	248	GLU
1	A	259	ARG
1	A	260	ASP
1	A	261	TRP
1	A	262	GLN
1	A	263	GLU
1	A	265	LEU
1	A	267	VAL
1	A	270	ASN
1	A	272	SER
1	A	275	ARG
1	A	279	ARG
1	A	288	ARG
1	A	293	ASP
1	A	294	THR
1	A	298	HIS
1	A	307	PHE
1	A	308	GLN
1	A	311	LEU
1	A	312	TRP

Continued on next page...

Continued from previous page...

Mol	Chain	Res	Type
1	A	346	ASP
1	A	350	ILE
1	A	351	SER
1	A	352	SER
1	A	354	ASN
1	A	356	ASN
1	A	358	LEU
1	A	361	VAL
1	A	364	LEU
1	A	365	TYR
1	A	369	PRO
1	A	372	GLU
1	A	374	ARG
1	A	376	LEU
1	A	377	PHE
1	A	379	LYS
1	A	384	ASP
1	A	386	ARG
1	A	388	ASN
1	A	389	PHE
1	A	393	MET
1	A	394	GLN
1	A	398	GLN
1	A	403	THR
1	A	406	VAL
1	A	415	LEU
1	A	416	GLU
1	A	417	ARG
1	A	424	LEU
1	A	429	GLU
1	A	430	MET
1	A	436	PRO
1	A	441	TRP
1	A	442	GLU
1	A	445	LEU
1	A	451	THR
1	A	453	GLU
1	A	457	ARG
1	A	460	LYS
1	A	463	LEU
1	A	465	ASP
1	A	466	LEU

Continued on next page...

Continued from previous page...

Mol	Chain	Res	Type
1	A	473	LEU
1	A	474	LEU
1	A	477	GLU
1	A	481	GLU
1	A	482	ASP
1	A	484	TRP
1	A	485	LEU
1	A	487	ASP
1	A	490	TRP
1	A	491	ASP
1	A	496	LYS
1	A	498	LYS
1	A	502	LYS
1	A	512	LYS
1	A	524	PRO
1	A	526	ASP
1	A	527	GLN
1	A	528	GLU
1	A	535	GLU
1	A	536	GLU
1	A	549	LEU
1	A	557	GLU
1	A	558	LEU
1	A	559	LEU
1	A	560	PRO
1	A	561	LYS
1	A	564	GLN
1	A	567	PRO
1	A	569	HIS
1	A	572	TRP
1	A	576	LEU
1	A	577	CYS
1	A	579	ARG
1	A	583	PRO
1	A	585	TRP
1	A	586	THR
1	A	587	PRO
1	A	591	LEU
1	A	592	LEU
1	A	594	LEU
1	A	595	GLN
1	A	596	MET

Continued on next page...

Continued from previous page...

Mol	Chain	Res	Type
1	A	597	ARG
1	A	601	LYS
1	A	607	TRP
1	A	608	ASP
1	A	610	PHE
1	A	611	PRO
1	A	612	LEU
1	A	618	HIS
1	A	620	TRP
1	A	624	VAL
1	A	627	ARG
1	A	628	ARG
1	A	630	ASN
1	A	631	LEU
1	A	633	LYS
1	A	636	THR
1	A	639	THR
1	A	640	LEU
1	A	655	LEU
1	A	659	HIS
1	A	660	CYS
1	A	661	LEU
1	A	662	GLU
1	A	666	GLN
1	A	668	LEU
1	A	672	GLU
1	A	712	VAL
1	A	719	LEU
1	A	727	ASP
1	A	733	HIS
1	A	734	HIS
1	A	736	ASN
1	A	738	PRO
1	A	741	ASP
1	A	744	ILE
1	A	748	TRP
1	A	752	LEU
1	A	754	HIS
1	A	755	LYS
1	A	756	ASP
1	A	758	ASN
1	A	760	CYS

Continued on next page...

Continued from previous page...

Mol	Chain	Res	Type
1	A	771	LEU
1	A	776	ASP
1	A	778	THR
1	A	779	LEU
1	A	792	LEU
1	A	795	ASN
1	A	798	ILE
1	A	803	ASN
1	A	805	HIS
1	A	810	SER
1	A	812	MET
1	A	813	VAL
1	A	817	PRO
1	A	823	ARG
1	A	826	ILE
1	A	827	ARG
1	A	831	TYR
1	A	833	GLU
1	A	840	ILE
1	A	850	ILE
1	A	851	THR
1	A	853	ARG
1	A	858	THR
1	A	864	ASN
1	A	866	ARG
1	A	877	MET
1	A	879	GLN
1	A	884	TYR
1	A	885	THR
1	A	886	LEU
1	A	891	VAL
1	A	892	ASP
1	A	894	GLN
1	A	898	ILE
1	A	904	ASP
1	A	906	HIS
1	A	910	MET
1	A	911	HIS
1	A	913	CYS
1	A	916	PHE
1	A	919	MET
1	A	921	LEU

Continued on next page...

Continued from previous page...

Mol	Chain	Res	Type
1	A	922	GLN
1	A	927	ARG
1	A	930	ASP
1	A	931	LEU
1	A	933	SER
1	A	941	ILE
1	A	948	ILE
1	A	949	PHE
1	A	954	ILE
1	A	961	PHE
1	A	966	LEU
1	A	989	THR
1	A	992	LEU
1	A	997	LEU
1	A	1003	TRP
1	A	1006	ARG
1	A	1008	LEU
1	A	1011	PRO
1	A	1014	ARG
1	A	1015	THR
1	A	1016	GLU
1	A	1028	VAL
1	A	1029	GLN
1	A	1031	GLU
1	A	1041	TRP
1	A	1044	VAL
1	A	1047	ARG
1	A	1056	GLU
1	A	1066	THR
1	A	1069	ILE
1	A	1102	GLN
1	A	1109	LEU
1	A	1112	MET
1	A	1113	LEU
1	A	1116	MET
1	A	1125	ILE
1	A	1126	ASP
1	A	1130	CYS
1	A	1133	ILE
1	A	1138	ARG
1	A	1140	LEU
1	A	1145	ASP

Continued on next page...

Continued from previous page...

Mol	Chain	Res	Type
1	A	1148	ARG
1	A	1153	LEU
1	A	1154	GLN
1	A	1156	THR
1	A	1160	THR
1	A	1166	TYR
1	A	1170	LEU
1	A	1171	ASN
1	A	1172	ASP
1	A	1177	VAL
1	A	1180	PHE
1	A	1191	LYS
1	A	1193	VAL
1	A	1197	CYS
1	A	1198	LYS
1	A	1202	ASN
1	A	1206	MET
1	A	1209	ARG
1	A	1210	TYR
1	A	1213	PRO
1	A	1214	GLN
1	A	1218	LEU
1	A	1219	ASP
1	A	1220	ILE
1	A	1223	ILE
1	A	1224	ILE
1	A	1225	GLU
1	A	1226	LEU
1	A	1227	THR
1	A	1231	LEU
1	A	1233	LYS
1	A	1236	GLN
1	A	1237	PRO
2	B	74	GLN
2	B	77	HIS
2	B	78	PHE
2	B	83	LYS
2	B	84	GLN
2	B	86	LEU
2	B	89	ASP
2	B	96	HIS
2	B	101	PRO

Continued on next page...

Continued from previous page...

Mol	Chain	Res	Type
2	B	105	GLU
2	B	109	ASN
2	B	122	ARG
2	B	123	GLU
2	B	184	ASN
2	B	203	ARG
2	B	205	PRO
2	B	208	LEU
2	B	210	GLN
2	B	230	SER
2	B	231	ILE
2	B	234	LYS
2	B	236	GLU
2	B	242	PHE
2	B	246	ARG
2	B	251	TRP
2	B	254	PHE
2	B	260	LEU
2	B	262	TRP
2	B	264	ARG
2	B	272	ASN
2	B	281	GLU
2	B	284	ARG
2	B	298	GLU
2	B	304	TRP
2	B	309	HIS
2	B	311	LEU
2	B	312	LEU
2	B	313	HIS
2	B	316	PRO
2	B	318	ASN
2	B	325	ARG
2	B	331	VAL
2	B	344	ARG
2	B	346	MET
2	B	347	LEU
2	B	349	TYR
2	B	351	TYR
2	B	352	ASP
2	B	377	CYS
2	B	380	PRO
2	B	414	TRP

Continued on next page...

Continued from previous page...

Mol	Chain	Res	Type
2	B	417	TYR
2	B	429	TYR
2	B	431	LYS
2	B	441	VAL
2	B	453	ILE
2	B	454	HIS
2	B	472	LYS
2	C	88	ARG
2	C	89	ASP
2	C	91	LEU
2	C	92	LEU
2	C	99	PHE
2	C	116	THR
2	C	117	SER
2	C	118	VAL
2	C	120	VAL
2	C	124	GLN
2	C	125	VAL
2	C	128	VAL
2	C	131	LEU
2	C	132	HIS
2	C	133	HIS
2	C	180	LYS
2	C	186	LEU
2	C	193	TYR
2	C	197	LEU
2	C	198	ASP
2	C	199	LEU
2	C	205	PRO
2	C	206	TYR
2	C	208	LEU
2	C	210	GLN
2	C	214	CYS
2	C	215	PHE
2	C	224	ILE
2	C	226	ASN
2	C	230	SER
2	C	236	GLU
2	C	244	PRO
2	C	245	PRO
2	C	246	ARG
2	C	247	THR

Continued on next page...

Continued from previous page...

Mol	Chain	Res	Type
2	C	251	TRP
2	C	254	PHE
2	C	256	LEU
2	C	280	ASP
2	C	285	LYS
2	C	298	GLU
2	C	299	LEU
2	C	308	ASP
2	C	309	HIS
2	C	310	GLU
2	C	312	LEU
2	C	320	SER
2	C	321	LYS
2	C	322	LEU
2	C	325	ARG
2	C	328	ARG
2	C	330	ASN
2	C	337	SER
2	C	341	ASP
2	C	342	LEU
2	C	350	LEU
2	C	351	TYR
2	C	357	THR
2	C	363	ARG
2	C	364	LYS
2	C	367	LEU
2	C	369	ARG
2	C	385	LEU
2	C	387	VAL
2	C	389	ARG
2	C	394	GLU
2	C	395	LEU
2	C	396	ARG
2	C	399	CYS
2	C	400	GLN
2	C	402	LEU
2	C	403	PHE
2	C	406	LEU
2	C	407	LEU
2	C	417	TYR
2	C	431	LYS
2	C	435	MET

Continued on next page...

Continued from previous page...

Mol	Chain	Res	Type
2	C	439	PHE
2	C	448	LEU
2	C	456	ARG
2	C	457	SER
2	C	458	ARG
2	C	464	GLU
2	C	468	ILE
2	C	471	LEU
2	C	474	PHE
2	C	475	LEU
2	C	476	ILE
2	C	483	LYS
2	C	485	VAL
1	D	70	ARG
1	D	77	GLN
1	D	78	MET
1	D	79	LEU
1	D	81	ARG
1	D	83	LEU
1	D	85	GLU
1	D	86	GLN
1	D	87	ILE
1	D	97	GLU
1	D	101	ARG
1	D	104	VAL
1	D	107	LEU
1	D	113	TRP
1	D	120	LEU
1	D	122	ASP
1	D	125	LEU
1	D	127	LEU
1	D	130	LEU
1	D	133	ASP
1	D	135	LEU
1	D	140	ARG
1	D	144	GLN
1	D	145	LYS
1	D	146	GLN
1	D	157	LEU
1	D	161	GLN
1	D	162	LEU
1	D	169	TRP

Continued on next page...

Continued from previous page...

Mol	Chain	Res	Type
1	D	175	TRP
1	D	176	THR
1	D	177	ARG
1	D	181	GLU
1	D	185	VAL
1	D	189	ILE
1	D	193	ARG
1	D	196	VAL
1	D	201	VAL
1	D	203	LEU
1	D	205	GLU
1	D	208	CYS
1	D	216	SER
1	D	217	PRO
1	D	218	SER
1	D	220	TRP
1	D	223	TRP
1	D	224	CYS
1	D	225	SER
1	D	227	ARG
1	D	228	LEU
1	D	232	ARG
1	D	236	THR
1	D	238	GLN
1	D	239	LEU
1	D	243	ASP
1	D	247	LEU
1	D	256	PRO
1	D	258	GLN
1	D	259	ARG
1	D	260	ASP
1	D	265	LEU
1	D	267	VAL
1	D	269	HIS
1	D	284	ILE
1	D	285	GLN
1	D	288	ARG
1	D	289	MET
1	D	293	ASP
1	D	298	HIS
1	D	301	ILE
1	D	305	SER

Continued on next page...

Continued from previous page...

Mol	Chain	Res	Type
1	D	307	PHE
1	D	308	GLN
1	D	313	ILE
1	D	316	LYS
1	D	317	GLN
1	D	347	TRP
1	D	348	LEU
1	D	352	SER
1	D	362	LEU
1	D	371	LYS
1	D	374	ARG
1	D	379	LYS
1	D	384	ASP
1	D	386	ARG
1	D	389	PHE
1	D	390	GLN
1	D	391	ASP
1	D	394	GLN
1	D	395	TYR
1	D	403	THR
1	D	405	GLU
1	D	407	PHE
1	D	411	LEU
1	D	415	LEU
1	D	416	GLU
1	D	417	ARG
1	D	419	PRO
1	D	420	HIS
1	D	424	LEU
1	D	428	LEU
1	D	429	GLU
1	D	430	MET
1	D	435	LEU
1	D	436	PRO
1	D	438	ASN
1	D	439	GLN
1	D	441	TRP
1	D	442	GLU
1	D	445	LEU
1	D	447	GLU
1	D	457	ARG
1	D	460	LYS

Continued on next page...

Continued from previous page...

Mol	Chain	Res	Type
1	D	461	LYS
1	D	466	LEU
1	D	469	ASP
1	D	471	CYS
1	D	474	LEU
1	D	479	TYR
1	D	484	TRP
1	D	491	ASP
1	D	493	GLN
1	D	494	GLU
1	D	496	LYS
1	D	499	LYS
1	D	501	LYS
1	D	503	VAL
1	D	504	LYS
1	D	524	PRO
1	D	527	GLN
1	D	530	LEU
1	D	542	ASP
1	D	543	VAL
1	D	550	GLN
1	D	551	LYS
1	D	557	GLU
1	D	558	LEU
1	D	560	PRO
1	D	564	GLN
1	D	565	HIS
1	D	576	LEU
1	D	581	ASP
1	D	585	TRP
1	D	592	LEU
1	D	594	LEU
1	D	595	GLN
1	D	597	ARG
1	D	601	LYS
1	D	602	LEU
1	D	606	THR
1	D	608	ASP
1	D	612	LEU
1	D	615	SER
1	D	617	ARG
1	D	618	HIS

Continued on next page...

Continued from previous page...

Mol	Chain	Res	Type
1	D	620	TRP
1	D	627	ARG
1	D	630	ASN
1	D	631	LEU
1	D	638	THR
1	D	645	VAL
1	D	647	CYS
1	D	649	TYR
1	D	653	GLU
1	D	654	SER
1	D	660	CYS
1	D	661	LEU
1	D	666	GLN
1	D	667	GLN
1	D	668	LEU
1	D	713	PRO
1	D	716	PRO
1	D	717	LEU
1	D	719	LEU
1	D	722	ARG
1	D	733	HIS
1	D	736	ASN
1	D	740	ASN
1	D	742	VAL
1	D	744	ILE
1	D	745	PRO
1	D	748	TRP
1	D	753	PRO
1	D	754	HIS
1	D	755	LYS
1	D	756	ASP
1	D	758	ASN
1	D	760	CYS
1	D	761	ASN
1	D	768	LYS
1	D	773	LYS
1	D	776	ASP
1	D	778	THR
1	D	779	LEU
1	D	780	GLN
1	D	795	ASN
1	D	797	MET

Continued on next page...

Continued from previous page...

Mol	Chain	Res	Type
1	D	801	TRP
1	D	802	ARG
1	D	805	HIS
1	D	807	ARG
1	D	809	SER
1	D	812	MET
1	D	813	VAL
1	D	819	SER
1	D	821	LEU
1	D	823	ARG
1	D	826	ILE
1	D	827	ARG
1	D	829	PRO
1	D	831	TYR
1	D	841	LEU
1	D	843	GLN
1	D	844	VAL
1	D	846	THR
1	D	850	ILE
1	D	858	THR
1	D	863	SER
1	D	864	ASN
1	D	872	SER
1	D	874	LEU
1	D	878	VAL
1	D	879	GLN
1	D	885	THR
1	D	886	LEU
1	D	892	ASP
1	D	895	GLU
1	D	896	LEU
1	D	898	ILE
1	D	904	ASP
1	D	906	HIS
1	D	907	PHE
1	D	910	MET
1	D	916	PHE
1	D	919	MET
1	D	921	LEU
1	D	922	GLN
1	D	929	THR
1	D	930	ASP

Continued on next page...

Continued from previous page...

Mol	Chain	Res	Type
1	D	932	HIS
1	D	933	SER
1	D	934	LYS
1	D	948	ILE
1	D	955	TYR
1	D	961	PHE
1	D	963	GLU
1	D	967	MET
1	D	983	GLN
1	D	989	THR
1	D	992	LEU
1	D	993	ARG
1	D	994	TRP
1	D	995	TYR
1	D	996	ARG
1	D	997	LEU
1	D	1006	ARG
1	D	1008	LEU
1	D	1014	ARG
1	D	1020	ILE
1	D	1022	LEU
1	D	1023	GLN
1	D	1025	LEU
1	D	1026	ARG
1	D	1030	ARG
1	D	1034	ARG
1	D	1036	SER
1	D	1037	GLN
1	D	1038	TRP
1	D	1041	TRP
1	D	1043	VAL
1	D	1047	ARG
1	D	1055	SER
1	D	1056	GLU
1	D	1057	MET
1	D	1058	PHE
1	D	1060	LYS
1	D	1061	LEU
1	D	1066	THR
1	D	1067	SER
1	D	1068	ASP
1	D	1070	PRO

Continued on next page...

Continued from previous page...

Mol	Chain	Res	Type
1	D	1071	ARG
1	D	1072	THR
1	D	1073	PRO
1	D	1099	TRP
1	D	1104	SER
1	D	1109	LEU
1	D	1113	LEU
1	D	1121	GLU
1	D	1122	GLU
1	D	1126	ASP
1	D	1130	CYS
1	D	1131	ILE
1	D	1132	SER
1	D	1133	ILE
1	D	1134	HIS
1	D	1135	ASP
1	D	1136	GLU
1	D	1138	ARG
1	D	1140	LEU
1	D	1146	ARG
1	D	1148	ARG
1	D	1153	LEU
1	D	1158	LEU
1	D	1163	MET
1	D	1164	PHE
1	D	1166	TYR
1	D	1171	ASN
1	D	1172	ASP
1	D	1175	GLN
1	D	1180	PHE
1	D	1181	SER
1	D	1184	ASP
1	D	1187	ARG
1	D	1191	LYS
1	D	1192	GLU
1	D	1195	MET
1	D	1197	CYS
1	D	1200	PRO
1	D	1203	PRO
1	D	1204	THR
1	D	1206	MET
1	D	1207	GLU

Continued on next page...

Continued from previous page...

Mol	Chain	Res	Type
1	D	1208	ARG
1	D	1210	TYR
1	D	1212	ILE
1	D	1218	LEU
1	D	1219	ASP
1	D	1221	TYR
1	D	1223	ILE
1	D	1224	ILE
1	D	1225	GLU
1	D	1226	LEU
1	D	1227	THR
1	D	1230	SER
2	E	67	GLU
2	E	86	LEU
2	E	88	ARG
2	E	107	ARG
2	E	108	LYS
2	E	116	THR
2	E	120	VAL
2	E	122	ARG
2	E	123	GLU
2	E	131	LEU
2	E	191	GLU
2	E	202	LYS
2	E	211	ILE
2	E	213	VAL
2	E	250	GLN
2	E	255	TRP
2	E	276	SER
2	E	277	ASP
2	E	278	CYS
2	E	293	PHE
2	E	294	PRO
2	E	295	TRP
2	E	315	TYR
2	E	328	ARG
2	E	329	LYS
2	E	336	LEU
2	E	352	ASP
2	E	353	SER
2	E	378	LEU
2	E	385	LEU

Continued on next page...

Continued from previous page...

Mol	Chain	Res	Type
2	E	389	ARG
2	E	394	GLU
2	E	397	GLN
2	E	417	TYR
2	E	422	GLN
2	E	425	LEU
2	E	426	GLU
2	E	428	LEU
2	E	432	TYR
2	E	437	ILE
2	E	445	GLU
2	E	446	THR
2	E	447	THR
2	E	449	GLU
2	E	455	LEU
2	E	467	HIS
2	E	483	LYS
2	F	86	LEU
2	F	88	ARG
2	F	89	ASP
2	F	91	LEU
2	F	92	LEU
2	F	95	CYS
2	F	99	PHE
2	F	116	THR
2	F	117	SER
2	F	118	VAL
2	F	120	VAL
2	F	125	VAL
2	F	128	VAL
2	F	131	LEU
2	F	132	HIS
2	F	133	HIS
2	F	142	ASP
2	F	145	PHE
2	F	180	LYS
2	F	186	LEU
2	F	193	TYR
2	F	195	ASN
2	F	197	LEU
2	F	198	ASP
2	F	199	LEU

Continued on next page...

Continued from previous page...

Mol	Chain	Res	Type
2	F	204	LEU
2	F	208	LEU
2	F	210	GLN
2	F	214	CYS
2	F	215	PHE
2	F	223	GLN
2	F	226	ASN
2	F	230	SER
2	F	231	ILE
2	F	236	GLU
2	F	238	SER
2	F	244	PRO
2	F	245	PRO
2	F	246	ARG
2	F	247	THR
2	F	251	TRP
2	F	253	ASP
2	F	254	PHE
2	F	256	LEU
2	F	279	GLN
2	F	280	ASP
2	F	281	GLU
2	F	285	LYS
2	F	298	GLU
2	F	299	LEU
2	F	308	ASP
2	F	309	HIS
2	F	310	GLU
2	F	320	SER
2	F	321	LYS
2	F	322	LEU
2	F	325	ARG
2	F	328	ARG
2	F	330	ASN
2	F	331	VAL
2	F	337	SER
2	F	339	ASN
2	F	341	ASP
2	F	342	LEU
2	F	347	LEU
2	F	350	LEU
2	F	351	TYR

Continued on next page...

Continued from previous page...

Mol	Chain	Res	Type
2	F	357	THR
2	F	364	LYS
2	F	367	LEU
2	F	369	ARG
2	F	387	VAL
2	F	389	ARG
2	F	394	GLU
2	F	395	LEU
2	F	396	ARG
2	F	400	GLN
2	F	402	LEU
2	F	403	PHE
2	F	406	LEU
2	F	407	LEU
2	F	412	SER
2	F	417	TYR
2	F	421	MET
2	F	427	GLN
2	F	431	LYS
2	F	435	MET
2	F	439	PHE
2	F	446	THR
2	F	450	ASN
2	F	452	LEU
2	F	453	ILE
2	F	455	LEU
2	F	456	ARG
2	F	458	ARG
2	F	459	ASP
2	F	461	THR
2	F	462	MET
2	F	464	GLU
2	F	471	LEU
2	F	474	PHE
2	F	475	LEU
2	F	476	ILE
2	F	483	LYS
2	F	485	VAL

Some sidechains can be flipped to improve hydrogen bonding and reduce clashes. All (119) such sidechains are listed below:

Mol	Chain	Res	Type
1	A	110	HIS
1	A	155	ASN
1	A	238	GLN
1	A	264	GLN
1	A	308	GLN
1	A	388	ASN
1	A	390	GLN
1	A	438	ASN
1	A	468	ASN
1	A	564	GLN
1	A	565	HIS
1	A	630	ASN
1	A	663	GLN
1	A	666	GLN
1	A	729	GLN
1	A	736	ASN
1	A	758	ASN
1	A	795	ASN
1	A	879	GLN
1	A	922	GLN
1	A	970	ASN
1	A	976	GLN
1	A	1023	GLN
1	A	1029	GLN
1	A	1037	GLN
1	A	1059	ASN
1	A	1202	ASN
1	A	1214	GLN
1	A	1222	GLN
1	A	1236	GLN
2	B	74	GLN
2	B	84	GLN
2	B	96	HIS
2	B	109	ASN
2	B	124	GLN
2	B	195	ASN
2	B	201	ASN
2	B	250	GLN
2	B	261	GLN
2	B	287	ASN
2	B	292	ASN
2	B	305	ASN
2	B	313	HIS

Continued on next page...

Continued from previous page...

Mol	Chain	Res	Type
2	B	318	ASN
2	B	323	HIS
2	B	422	GLN
2	B	427	GLN
2	C	74	GLN
2	C	109	ASN
2	C	124	GLN
2	C	187	HIS
2	C	279	GLN
2	C	292	ASN
2	C	454	HIS
1	D	71	HIS
1	D	86	GLN
1	D	106	HIS
1	D	110	HIS
1	D	115	GLN
1	D	138	HIS
1	D	155	ASN
1	D	258	GLN
1	D	277	HIS
1	D	281	GLN
1	D	298	HIS
1	D	317	GLN
1	D	394	GLN
1	D	404	HIS
1	D	438	ASN
1	D	439	GLN
1	D	440	ASN
1	D	456	GLN
1	D	472	GLN
1	D	493	GLN
1	D	527	GLN
1	D	630	ASN
1	D	663	GLN
1	D	671	GLN
1	D	733	HIS
1	D	736	ASN
1	D	795	ASN
1	D	811	GLN
1	D	970	ASN
1	D	976	GLN
1	D	983	GLN

Continued on next page...

Continued from previous page...

Mol	Chain	Res	Type
1	D	1037	GLN
1	D	1059	ASN
1	D	1134	HIS
1	D	1175	GLN
1	D	1236	GLN
2	E	84	GLN
2	E	96	HIS
2	E	124	GLN
2	E	184	ASN
2	E	210	GLN
2	E	216	HIS
2	E	249	ASN
2	E	250	GLN
2	E	272	ASN
2	E	292	ASN
2	E	318	ASN
2	E	323	HIS
2	E	339	ASN
2	E	400	GLN
2	E	422	GLN
2	E	427	GLN
2	E	450	ASN
2	E	454	HIS
2	F	74	GLN
2	F	84	GLN
2	F	187	HIS
2	F	192	HIS
2	F	279	GLN
2	F	292	ASN
2	F	339	ASN
2	F	400	GLN
2	F	404	ASN
2	F	409	ASN
2	F	454	HIS

5.3.3 RNA [i](#)

There are no RNA molecules in this entry.

5.4 Non-standard residues in protein, DNA, RNA chains [i](#)

There are no non-standard protein/DNA/RNA residues in this entry.

5.5 Carbohydrates [i](#)

There are no carbohydrates in this entry.

5.6 Ligand geometry [i](#)

There are no ligands in this entry.

5.7 Other polymers [i](#)

There are no such residues in this entry.

5.8 Polymer linkage issues [i](#)

There are no chain breaks in this entry.

6 Fit of model and data

6.1 Protein, DNA and RNA chains

Unable to reproduce the depositors R factor - this section is therefore empty.

6.2 Non-standard residues in protein, DNA, RNA chains

Unable to reproduce the depositors R factor - this section is therefore empty.

6.3 Carbohydrates

Unable to reproduce the depositors R factor - this section is therefore empty.

6.4 Ligands

Unable to reproduce the depositors R factor - this section is therefore empty.

6.5 Other polymers

Unable to reproduce the depositors R factor - this section is therefore empty.