



Full wwPDB EM Validation Report ⓘ

Aug 8, 2023 – 06:59 PM JST

PDB ID : 8HR7
EMDB ID : EMD-34962
Title : Structure of RdrA-RdrB complex
Authors : Gao, Y.
Deposited on : 2022-12-15
Resolution : 3.96 Å (reported)

This is a Full wwPDB EM Validation Report for a publicly released PDB entry.

We welcome your comments at validation@mail.wwpdb.org

A user guide is available at

<https://www.wwpdb.org/validation/2017/EMValidationReportHelp>

with specific help available everywhere you see the ⓘ symbol.

The types of validation reports are described at

<http://www.wwpdb.org/validation/2017/FAQs#types>.

The following versions of software and data (see [references ⓘ](#)) were used in the production of this report:

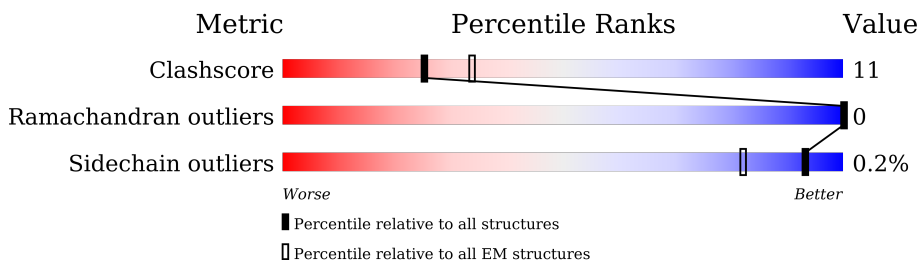
EMDB validation analysis : 0.0.1.dev50
MolProbity : 4.02b-467
Percentile statistics : 20191225.v01 (using entries in the PDB archive December 25th 2019)
MapQ : 1.9.9
Ideal geometry (proteins) : Engh & Huber (2001)
Ideal geometry (DNA, RNA) : Parkinson et al. (1996)
Validation Pipeline (wwPDB-VP) : 2.35

1 Overall quality at a glance

The following experimental techniques were used to determine the structure:
ELECTRON MICROSCOPY

The reported resolution of this entry is 3.96 Å.

Percentile scores (ranging between 0-100) for global validation metrics of the entry are shown in the following graphic. The table shows the number of entries on which the scores are based.



Metric	Whole archive (#Entries)	EM structures (#Entries)
Clashscore	158937	4297
Ramachandran outliers	154571	4023
Sidechain outliers	154315	3826

The table below summarises the geometric issues observed across the polymeric chains and their fit to the map. The red, orange, yellow and green segments of the bar indicate the fraction of residues that contain outliers for ≥ 3 , 2, 1 and 0 types of geometric quality criteria respectively. A grey segment represents the fraction of residues that are not modelled. The numeric value for each fraction is indicated below the corresponding segment, with a dot representing fractions $\leq 5\%$. The upper red bar (where present) indicates the fraction of residues that have poor fit to the EM map (all-atom inclusion $< 40\%$). The numeric value is given above the bar.

Mol	Chain	Length	Quality of chain
1	A	947	 11% 63% 25% 12%
1	O	947	 11% 60% 28% 12%
1	P	947	 8% 63% 24% 12%
1	Q	947	 9% 63% 24% 12%
1	R	947	 13% 63% 25% 12%
1	S	947	 9% 58% 30% 12%
1	T	947	 10% 62% 26% 12%
2	B	799	 73% 24% 1%

Continued on next page...

Continued from previous page...

Mol	Chain	Length	Quality of chain
2	C	799	 71% 26%
2	D	799	 73% 24%
2	E	799	 73% 24%
2	F	799	 72% 25%
2	G	799	 72% 25%
2	I	799	 72% 25%
2	J	799	 73% 24%
2	K	799	 75% 23%
2	L	799	 71% 26%
2	M	799	 72% 26%
2	N	799	 73% 24%

2 Entry composition i

There are 2 unique types of molecules in this entry. The entry contains 121662 atoms, of which 0 are hydrogens and 0 are deuteriums.

In the tables below, the AltConf column contains the number of residues with at least one atom in alternate conformation and the Trace column contains the number of residues modelled with at most 2 atoms.

- Molecule 1 is a protein called Archaeal ATPase.

Mol	Chain	Residues	Atoms					AltConf	Trace
			Total	C	N	O	S		
1	A	834	6657	4220	1148	1258	31	0	0
1	O	834	6657	4220	1148	1258	31	0	0
1	P	834	6657	4220	1148	1258	31	0	0
1	Q	834	6657	4220	1148	1258	31	0	0
1	R	834	6657	4220	1148	1258	31	0	0
1	S	834	6657	4220	1148	1258	31	0	0
1	T	834	6657	4220	1148	1258	31	0	0

There are 14 discrepancies between the modelled and reference sequences:

Chain	Residue	Modelled	Actual	Comment	Reference
A	636	ARG	LEU	conflict	UNP A0A8H9B1T2
A	940	LEU	SER	conflict	UNP A0A8H9B1T2
O	636	ARG	LEU	conflict	UNP A0A8H9B1T2
O	940	LEU	SER	conflict	UNP A0A8H9B1T2
P	636	ARG	LEU	conflict	UNP A0A8H9B1T2
P	940	LEU	SER	conflict	UNP A0A8H9B1T2
Q	636	ARG	LEU	conflict	UNP A0A8H9B1T2
Q	940	LEU	SER	conflict	UNP A0A8H9B1T2
R	636	ARG	LEU	conflict	UNP A0A8H9B1T2
R	940	LEU	SER	conflict	UNP A0A8H9B1T2
S	636	ARG	LEU	conflict	UNP A0A8H9B1T2
S	940	LEU	SER	conflict	UNP A0A8H9B1T2
T	636	ARG	LEU	conflict	UNP A0A8H9B1T2
T	940	LEU	SER	conflict	UNP A0A8H9B1T2

- Molecule 2 is a protein called Adenosine deaminase.

Mol	Chain	Residues	Atoms					AltConf	Trace
			Total	C	N	O	S		
2	B	776	6247	4001	1086	1128	32	0	0
2	C	774	6244	3999	1087	1126	32	0	0
2	D	776	6247	4001	1086	1128	32	0	0
2	E	770	6217	3983	1080	1122	32	0	0
2	F	775	6239	3997	1085	1125	32	0	0
2	G	776	6247	4001	1086	1128	32	0	0
2	I	776	6247	4001	1086	1128	32	0	0
2	J	776	6247	4001	1086	1128	32	0	0
2	K	779	6273	4021	1089	1131	32	0	0
2	L	776	6247	4001	1086	1128	32	0	0
2	M	786	6361	4073	1102	1154	32	0	0
2	N	776	6247	4001	1086	1128	32	0	0

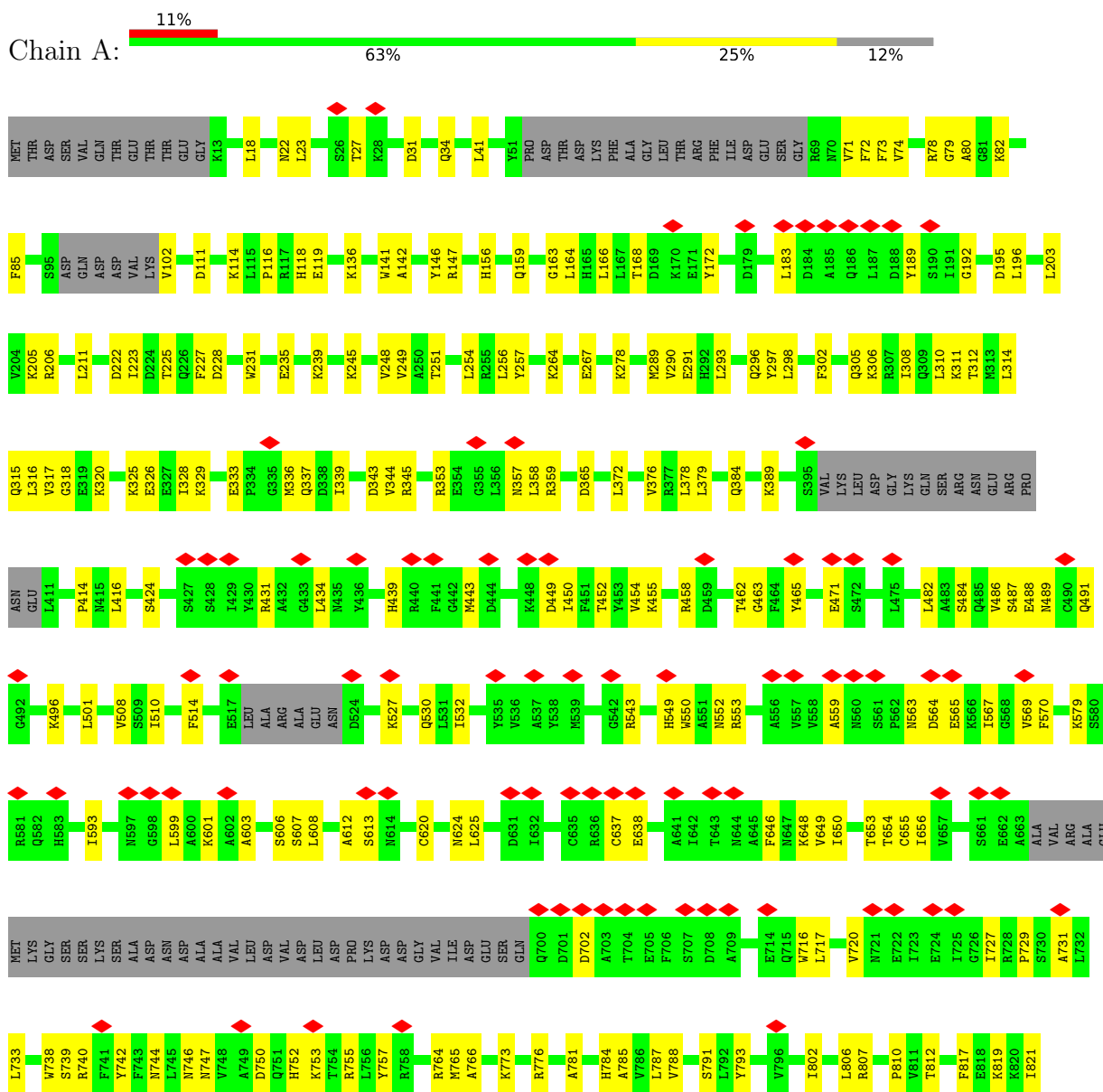
There are 12 discrepancies between the modelled and reference sequences:

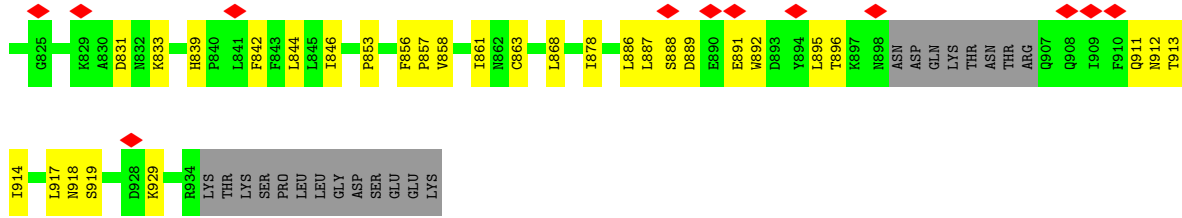
Chain	Residue	Modelled	Actual	Comment	Reference
B	274	THR	ILE	conflict	UNP A0A8E2SFD7
C	274	THR	ILE	conflict	UNP A0A8E2SFD7
D	274	THR	ILE	conflict	UNP A0A8E2SFD7
E	274	THR	ILE	conflict	UNP A0A8E2SFD7
F	274	THR	ILE	conflict	UNP A0A8E2SFD7
G	274	THR	ILE	conflict	UNP A0A8E2SFD7
I	274	THR	ILE	conflict	UNP A0A8E2SFD7
J	274	THR	ILE	conflict	UNP A0A8E2SFD7
K	274	THR	ILE	conflict	UNP A0A8E2SFD7
L	274	THR	ILE	conflict	UNP A0A8E2SFD7
M	274	THR	ILE	conflict	UNP A0A8E2SFD7
N	274	THR	ILE	conflict	UNP A0A8E2SFD7

3 Residue-property plots


These plots are drawn for all protein, RNA, DNA and oligosaccharide chains in the entry. The first graphic for a chain summarises the proportions of the various outlier classes displayed in the second graphic. The second graphic shows the sequence view annotated by issues in geometry and atom inclusion in map density. Residues are color-coded according to the number of geometric quality criteria for which they contain at least one outlier: green = 0, yellow = 1, orange = 2 and red = 3 or more. A red diamond above a residue indicates a poor fit to the EM map for this residue (all-atom inclusion < 40%). Stretches of 2 or more consecutive residues without any outlier are shown as a green connector. Residues present in the sample, but not in the model, are shown in grey.

• Molecule 1: Archaeal ATPase



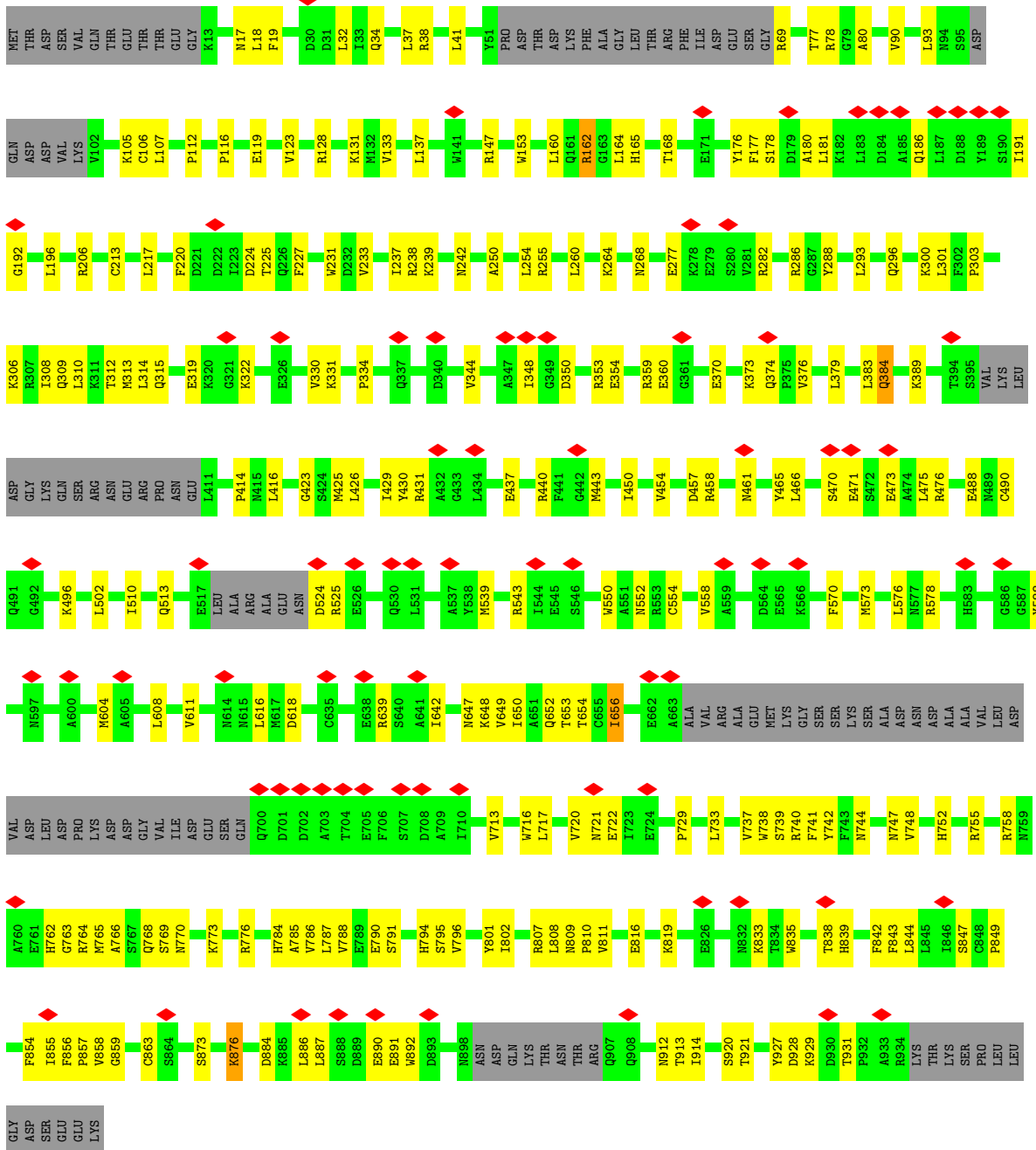


• Molecule 1: Archaeal ATPase



SER
GLU
GLY
LYS


Molecule 1: Archaeal ATPase



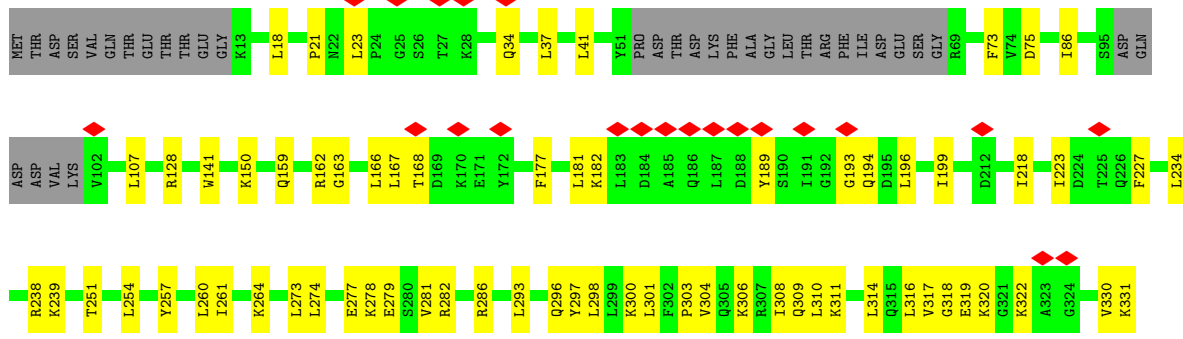
GLY
ASP
SER
GLU
GLY
LYS

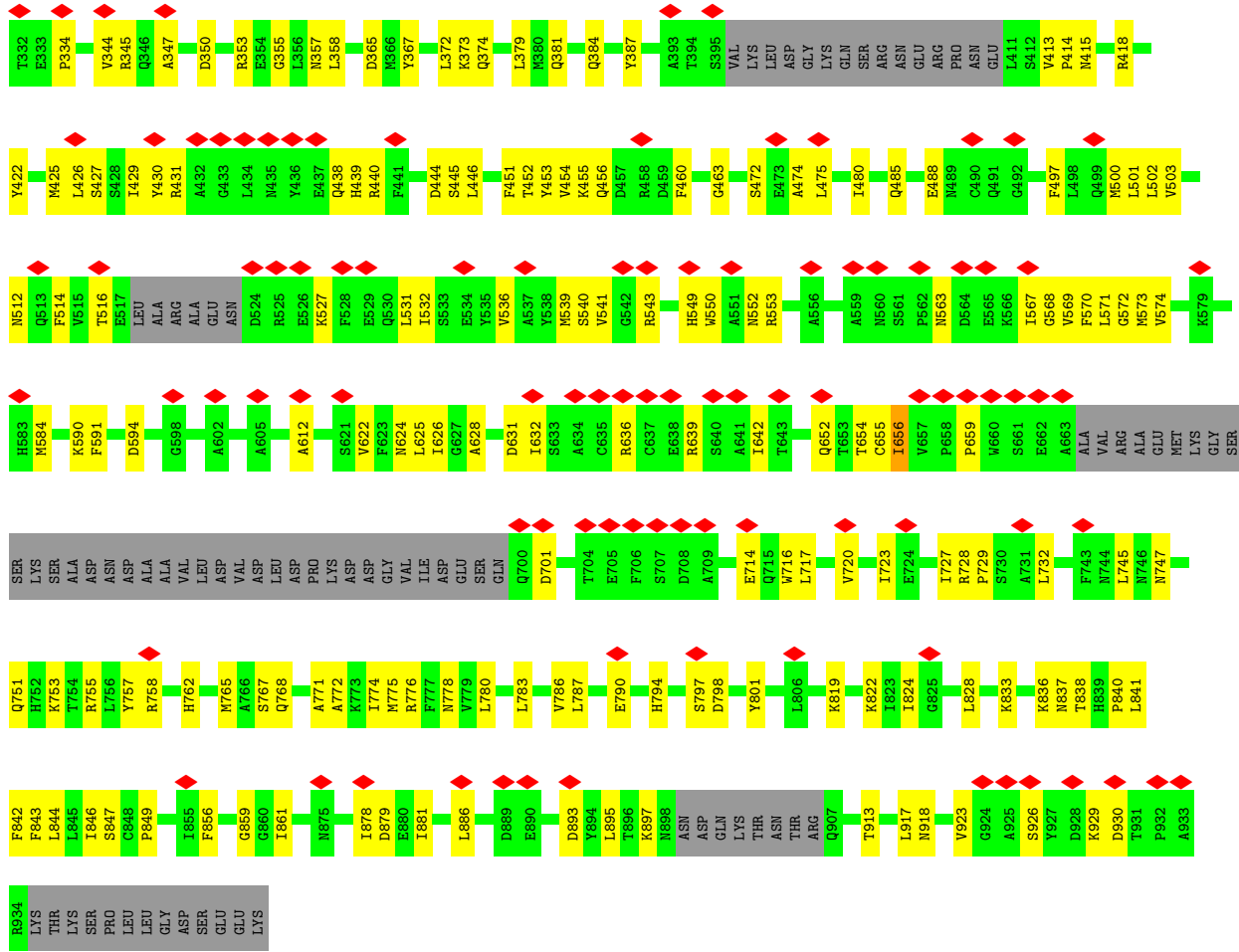
Molecule 1: Archaeal ATPase



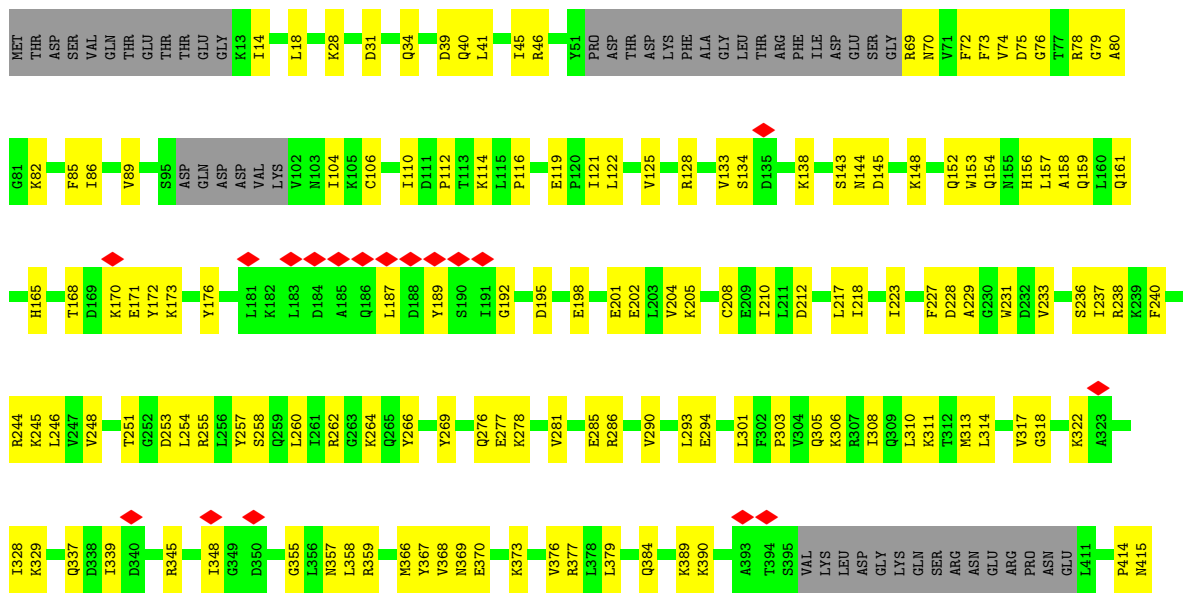


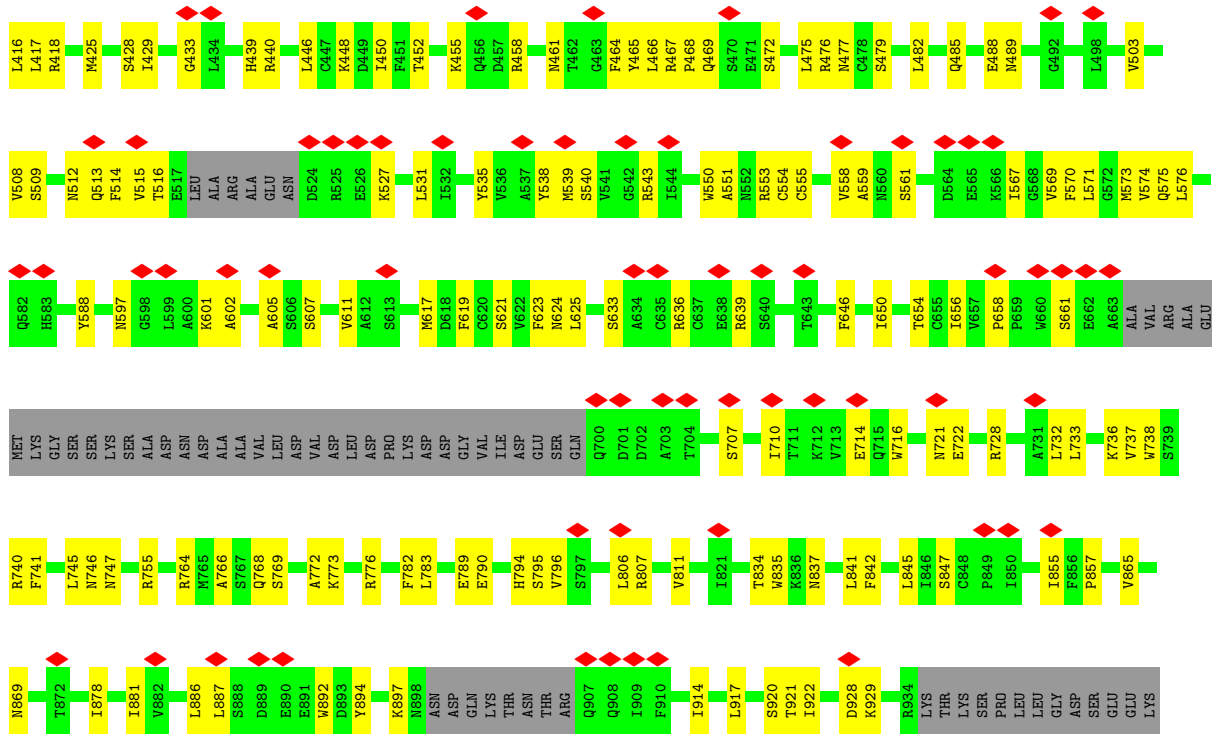
• Molecule 1: Archaeal ATPase



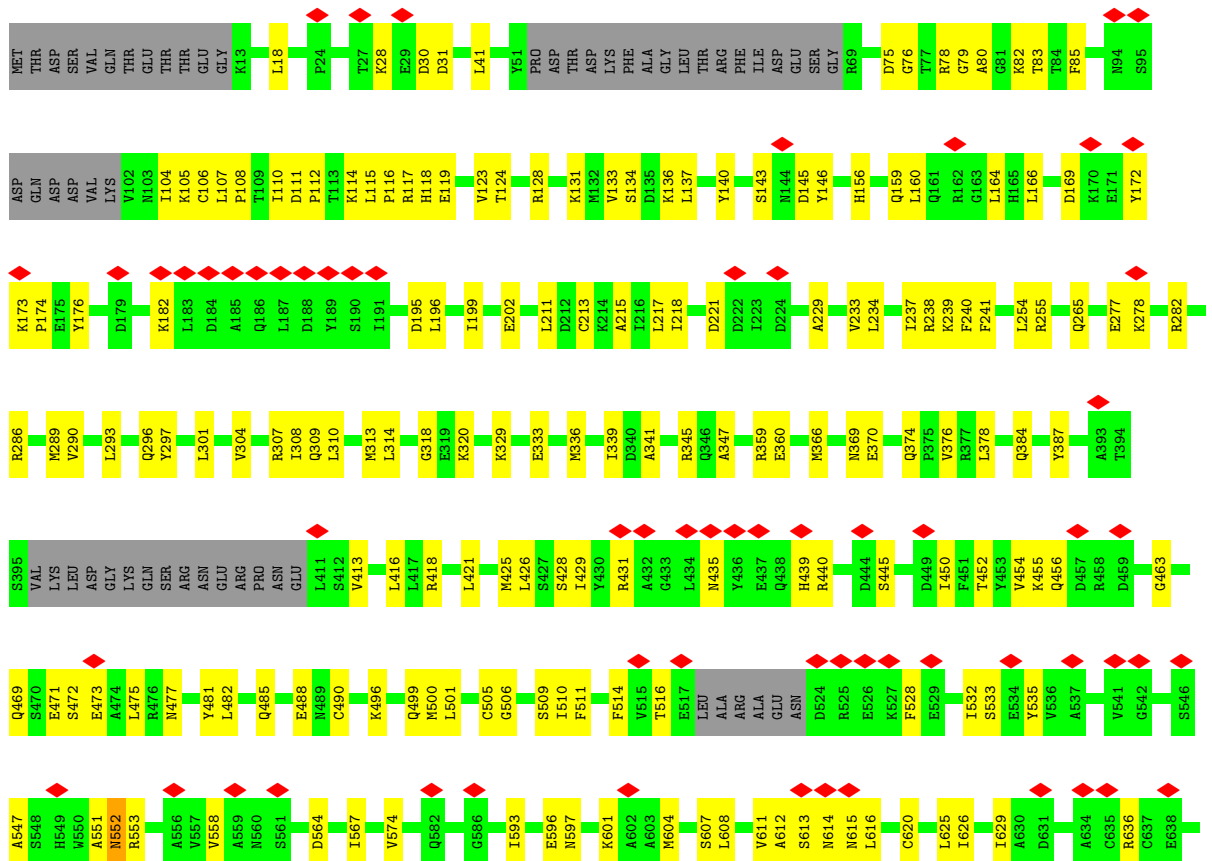


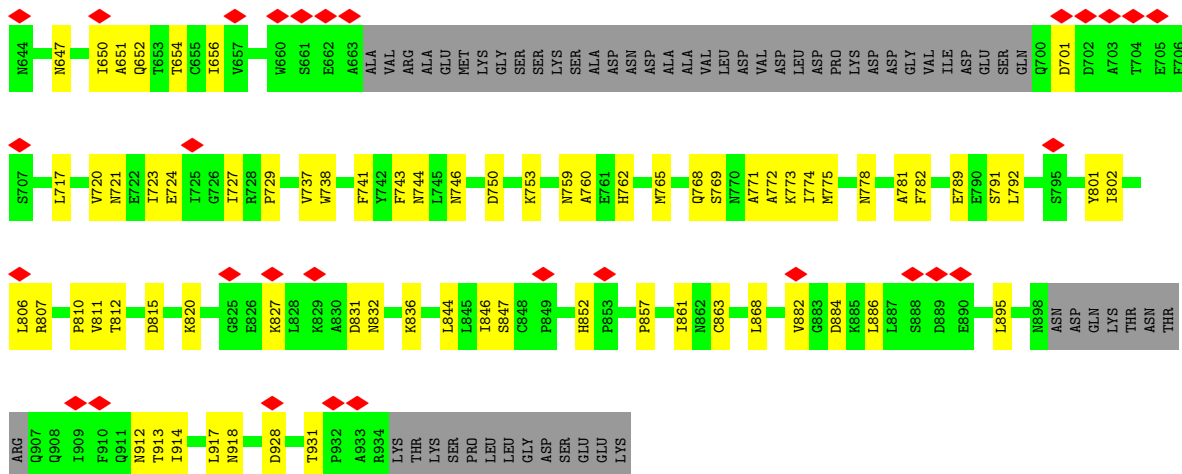
• Molecule 1: Archaeal ATPase



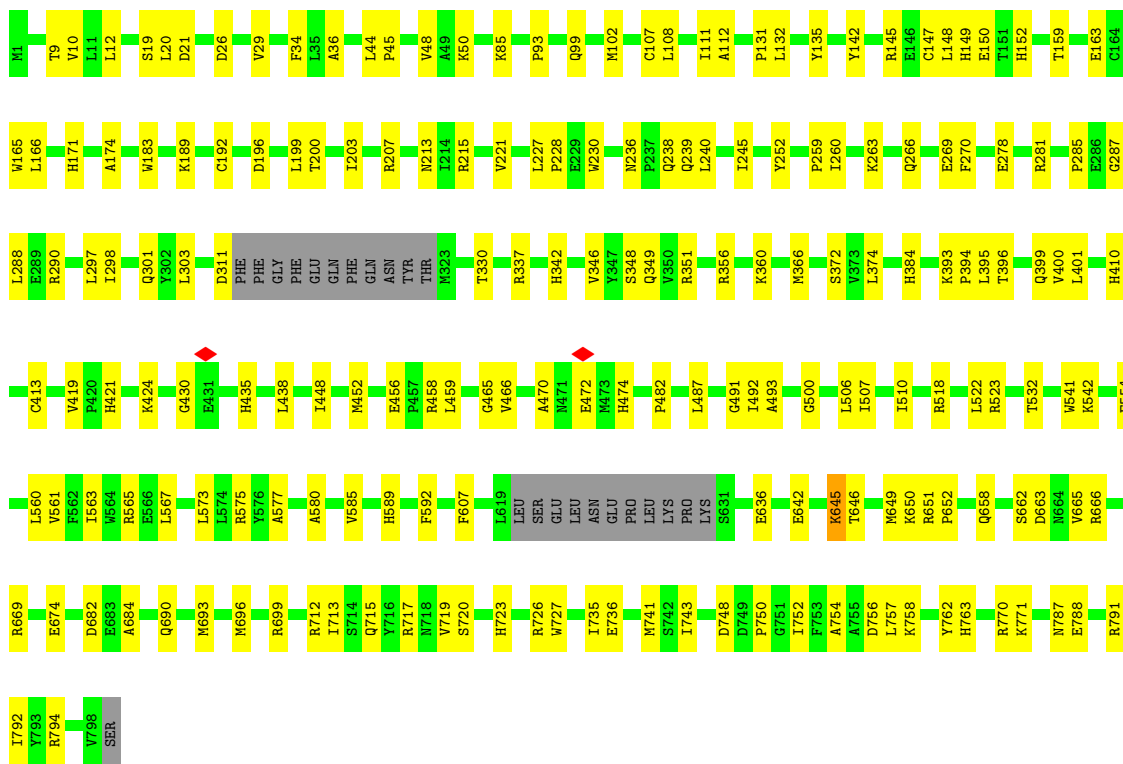


• Molecule 1: Archaeal ATPase

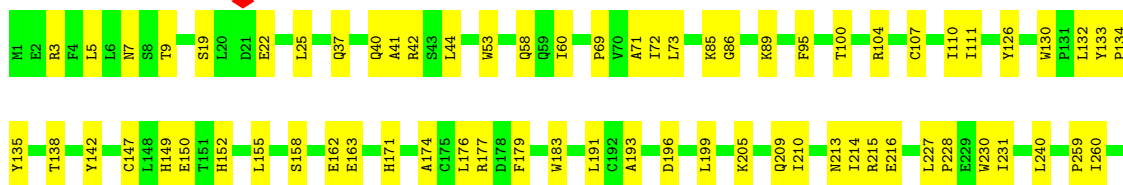


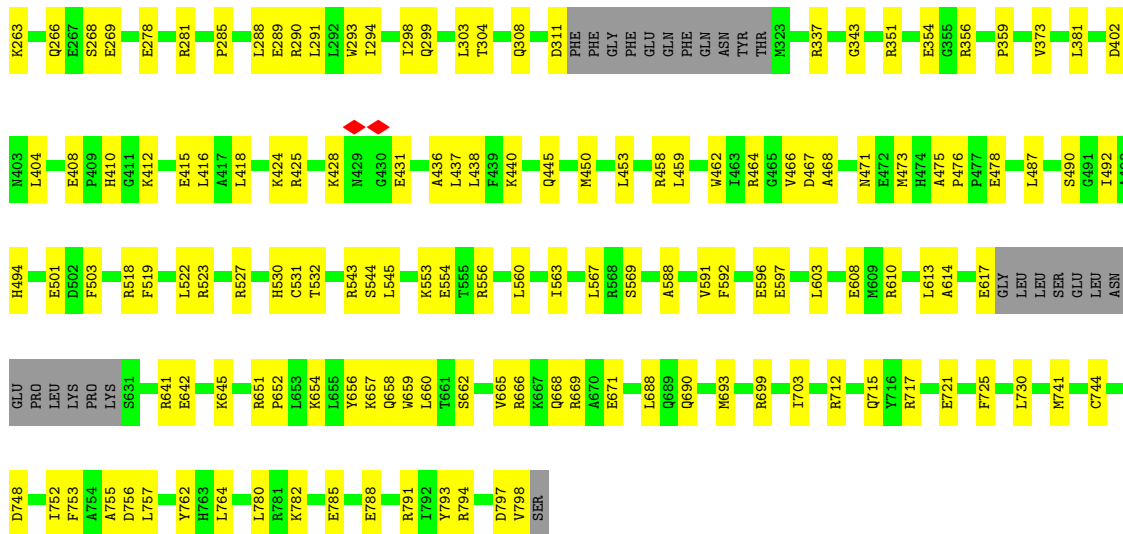


• Molecule 2: Adenosine deaminase

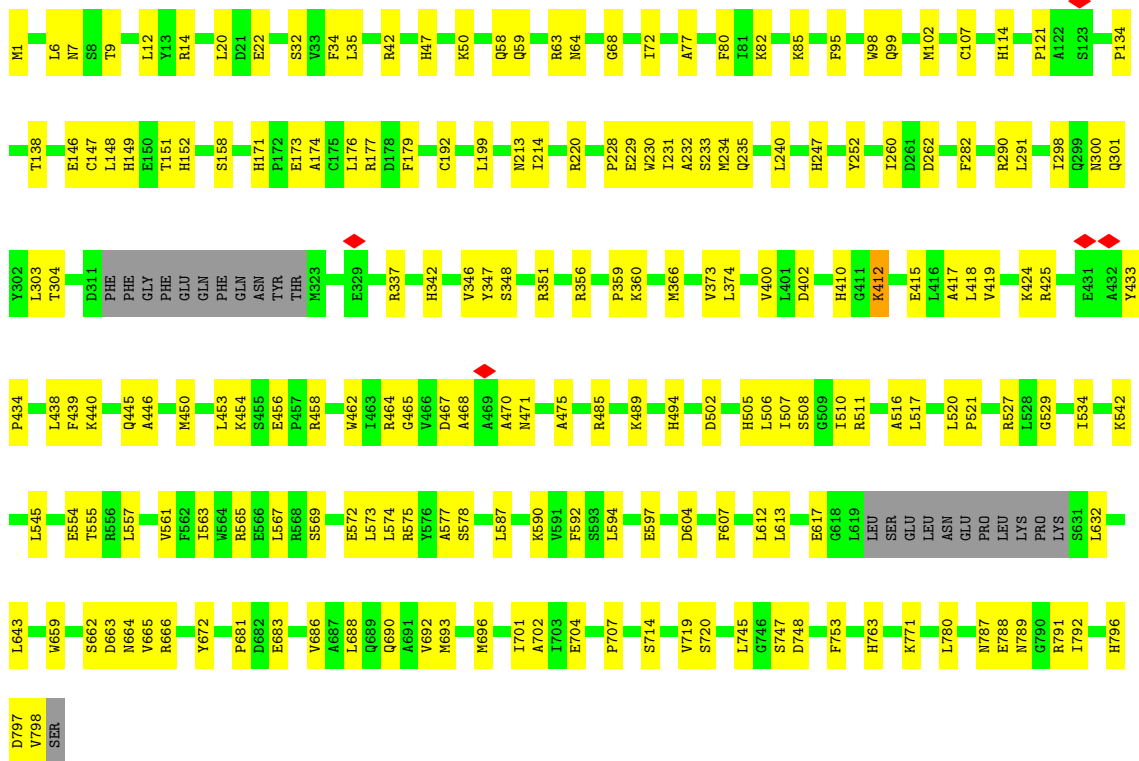


• Molecule 2: Adenosine deaminase

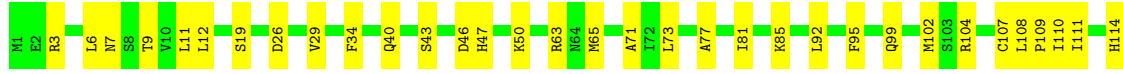


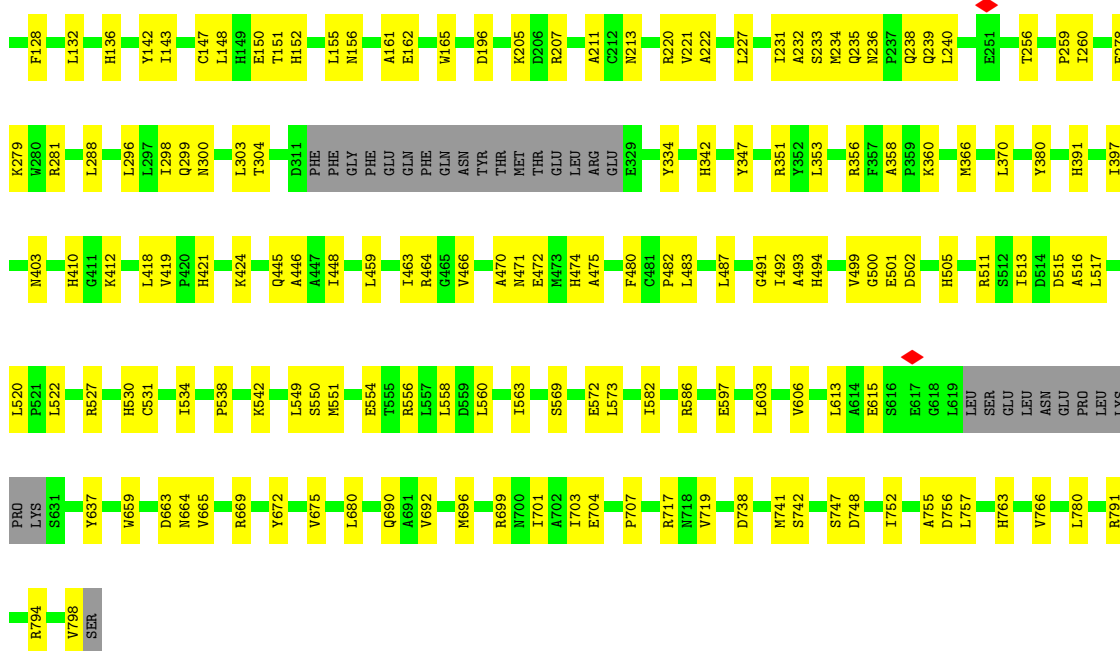


• Molecule 2: Adenosine deaminase

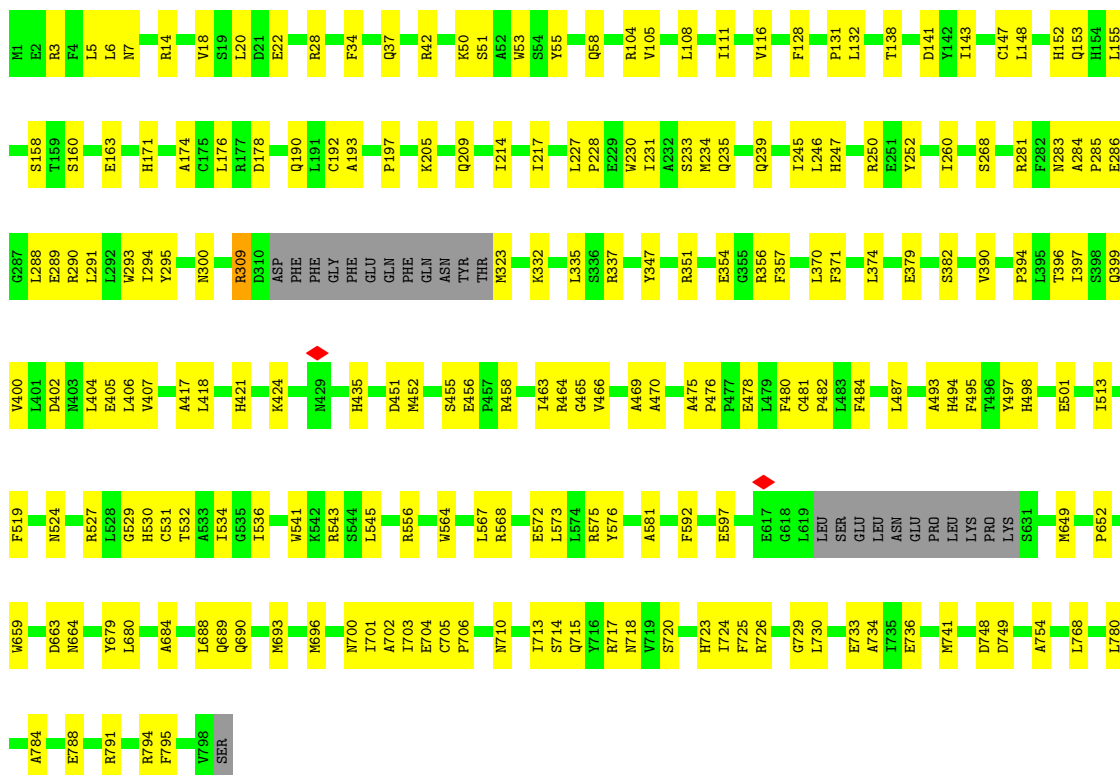


• Molecule 2: Adenosine deaminase





• Molecule 2: Adenosine deaminase

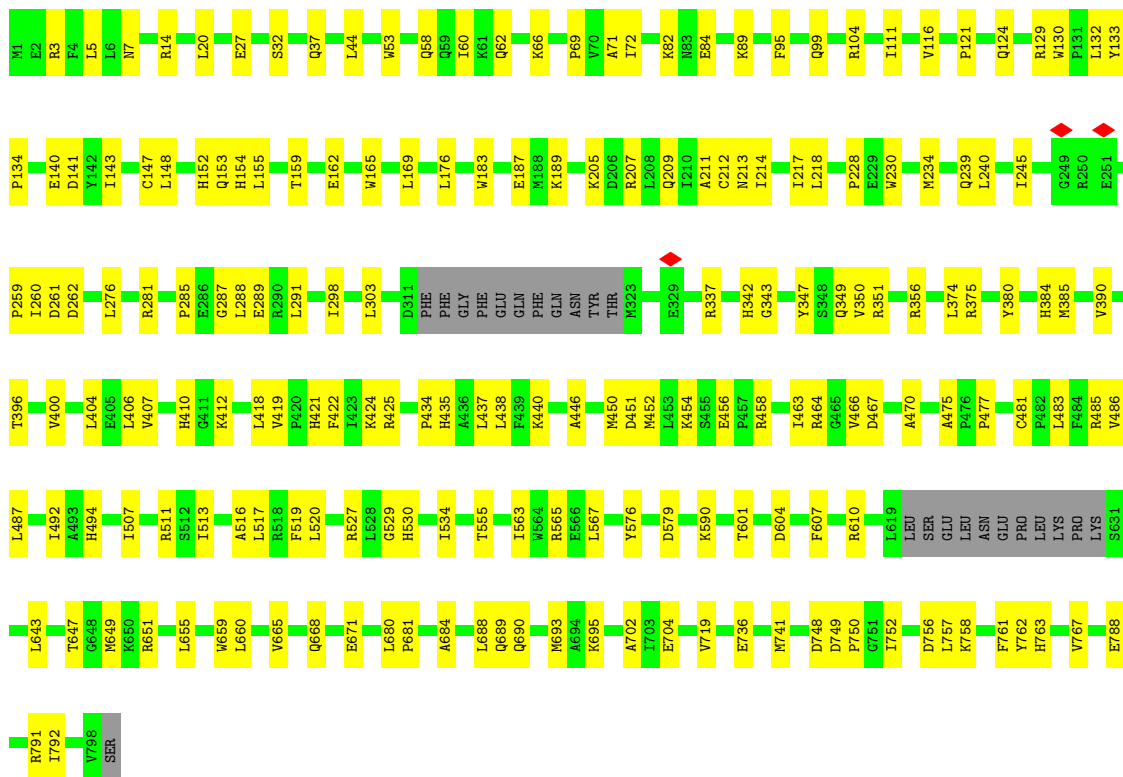


• Molecule 2: Adenosine deaminase




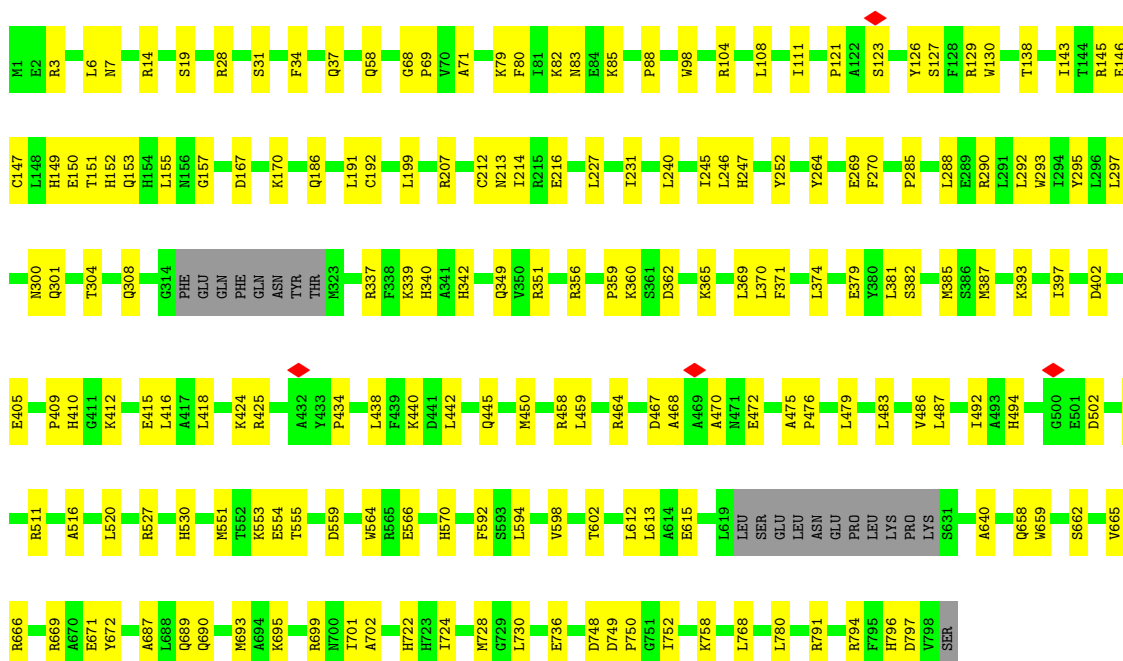
• Molecule 2: Adenosine deaminase

Chain J:  73% 24%



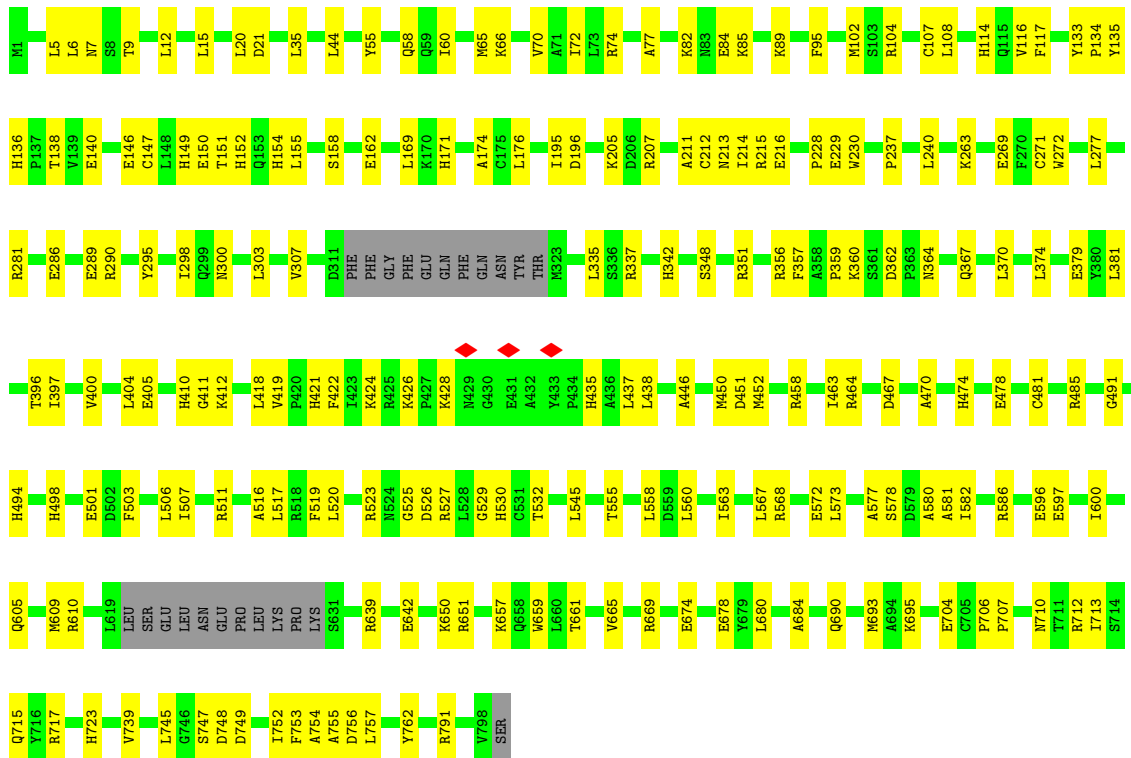
• Molecule 2: Adenosine deaminase

Chain K:  75% 23%



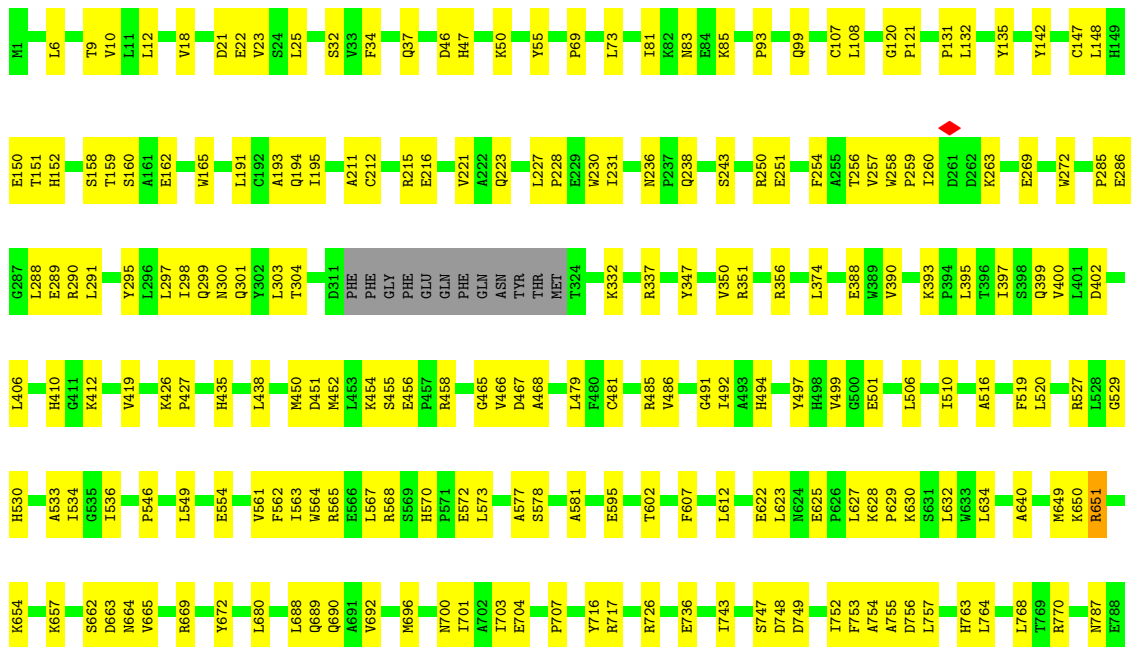
• Molecule 2: Adenosine deaminase

Chain L:  71% 26%



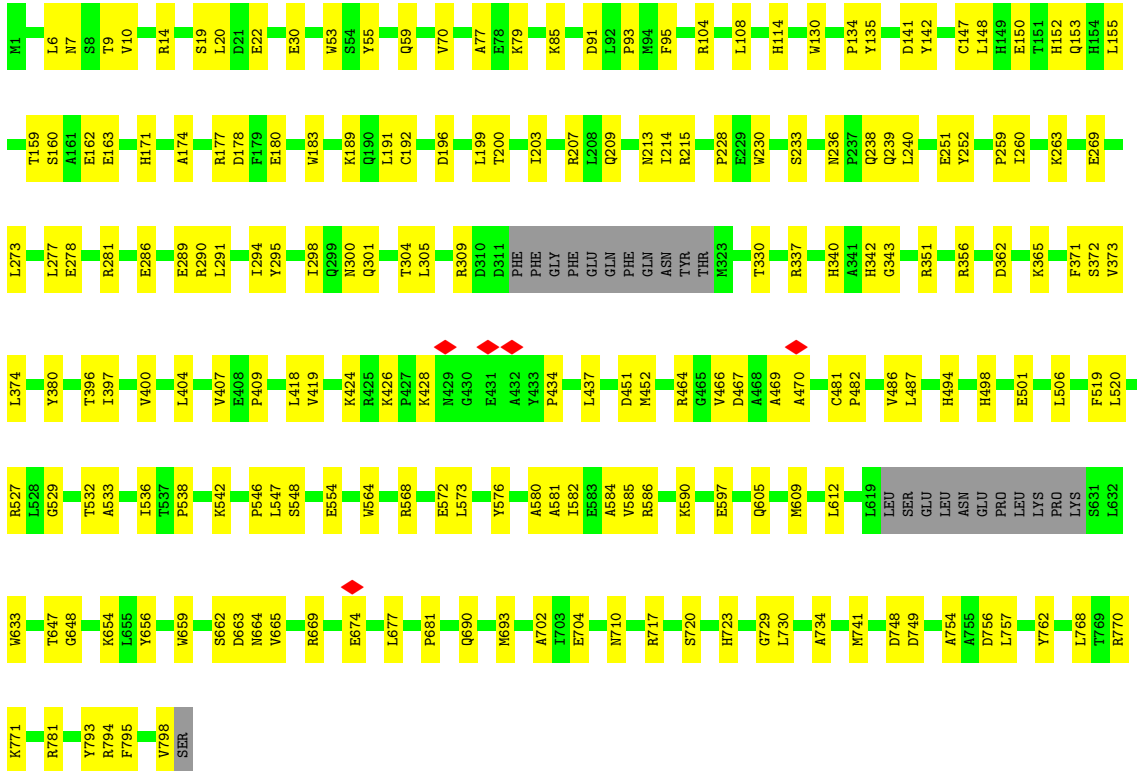
• Molecule 2: Adenosine deaminase

Chain M:  72% 26%





• Molecule 2: Adenosine deaminase



4 Experimental information

Property	Value	Source
EM reconstruction method	SINGLE PARTICLE	Depositor
Imposed symmetry	POINT, Not provided	
Number of particles used	23954	Depositor
Resolution determination method	FSC 0.143 CUT-OFF	Depositor
CTF correction method	PHASE FLIPPING AND AMPLITUDE CORRECTION	Depositor
Microscope	FEI TITAN KRIOS	Depositor
Voltage (kV)	300	Depositor
Electron dose ($e^-/\text{\AA}^2$)	60	Depositor
Minimum defocus (nm)	1500	Depositor
Maximum defocus (nm)	2500	Depositor
Magnification	Not provided	
Image detector	GATAN K2 SUMMIT (4k x 4k)	Depositor
Maximum map value	0.089	Depositor
Minimum map value	-0.039	Depositor
Average map value	0.001	Depositor
Map value standard deviation	0.005	Depositor
Recommended contour level	0.014	Depositor
Map size (\AA)	432.63998, 432.63998, 432.63998	wwPDB
Map dimensions	416, 416, 416	wwPDB
Map angles ($^\circ$)	90.0, 90.0, 90.0	wwPDB
Pixel spacing (\AA)	1.04, 1.04, 1.04	Depositor

5 Model quality [i](#)

5.1 Standard geometry [i](#)

The Z score for a bond length (or angle) is the number of standard deviations the observed value is removed from the expected value. A bond length (or angle) with $|Z| > 5$ is considered an outlier worth inspection. RMSZ is the root-mean-square of all Z scores of the bond lengths (or angles).

Mol	Chain	Bond lengths		Bond angles	
		RMSZ	# Z >5	RMSZ	# Z >5
1	A	0.25	0/6771	0.46	0/9131
1	O	0.25	0/6771	0.46	0/9131
1	P	0.25	0/6771	0.47	0/9131
1	Q	0.25	0/6771	0.47	0/9131
1	R	0.25	0/6771	0.47	0/9131
1	S	0.25	0/6771	0.47	0/9131
1	T	0.24	0/6771	0.46	0/9131
2	B	0.24	0/6403	0.46	0/8683
2	C	0.24	0/6400	0.47	0/8678
2	D	0.24	0/6403	0.47	0/8683
2	E	0.24	0/6373	0.46	0/8641
2	F	0.24	0/6395	0.47	0/8672
2	G	0.24	0/6403	0.46	0/8683
2	I	0.24	0/6403	0.47	0/8683
2	J	0.24	0/6403	0.47	0/8683
2	K	0.24	0/6431	0.46	0/8720
2	L	0.24	0/6403	0.47	0/8683
2	M	0.24	0/6520	0.48	0/8840
2	N	0.24	0/6403	0.47	0/8683
All	All	0.24	0/124337	0.47	0/168249

There are no bond length outliers.

There are no bond angle outliers.

There are no chirality outliers.

There are no planarity outliers.

5.2 Too-close contacts [i](#)

In the following table, the Non-H and H(model) columns list the number of non-hydrogen atoms and hydrogen atoms in the chain respectively. The H(added) column lists the number of hydrogen atoms added and optimized by MolProbity. The Clashes column lists the number of clashes within the asymmetric unit, whereas Symm-Clashes lists symmetry-related clashes.

Mol	Chain	Non-H	H(model)	H(added)	Clashes	Symm-Clashes
1	A	6657	0	6680	200	0
1	O	6657	0	6680	215	0
1	P	6657	0	6680	200	0
1	Q	6657	0	6680	176	0
1	R	6657	0	6680	185	0
1	S	6657	0	6680	241	0
1	T	6657	0	6680	206	0
2	B	6247	0	6183	131	0
2	C	6244	0	6189	147	0
2	D	6247	0	6183	133	0
2	E	6217	0	6171	126	0
2	F	6239	0	6179	142	0
2	G	6247	0	6183	133	0
2	I	6247	0	6183	137	0
2	J	6247	0	6183	128	0
2	K	6273	0	6204	119	0
2	L	6247	0	6183	145	0
2	M	6361	0	6331	147	0
2	N	6247	0	6183	125	0
All	All	121662	0	121115	2786	0

The all-atom clashscore is defined as the number of clashes found per 1000 atoms (including hydrogen atoms). The all-atom clashscore for this structure is 11.

All (2786) close contacts within the same asymmetric unit are listed below, sorted by their clash magnitude.

Atom-1	Atom-2	Interatomic distance (Å)	Clash overlap (Å)
1:A:599:LEU:HD22	1:A:911:GLN:CB	1.60	1.29
1:S:573:MET:SD	1:S:619:PHE:HB3	1.84	1.17
1:A:599:LEU:CD2	1:A:911:GLN:HB3	1.76	1.14
1:O:656:ILE:HD13	1:P:461:ASN:ND2	1.66	1.10
1:R:431:ARG:HG3	1:T:282:ARG:HH22	0.99	1.07
1:S:571:LEU:HG	1:S:623:PHE:HE2	1.21	1.05
1:O:656:ILE:HD13	1:P:461:ASN:HD21	0.88	1.04
1:R:431:ARG:HG3	1:T:282:ARG:NH2	1.74	1.03
1:R:431:ARG:CG	1:T:282:ARG:HH22	1.71	1.02
1:S:570:PHE:O	1:S:573:MET:HG2	1.58	1.02
1:S:573:MET:HE1	1:S:621:SER:HB2	1.41	1.01
1:O:656:ILE:CD1	1:P:461:ASN:HD21	1.73	1.00
1:P:176:TYR:O	1:P:180:ALA:N	2.00	0.95
1:A:599:LEU:HD22	1:A:911:GLN:HB3	0.96	0.94
1:O:130:ASN:ND2	1:P:181:LEU:HD21	1.83	0.93

Continued on next page...

Continued from previous page...

Atom-1	Atom-2	Interatomic distance (Å)	Clash overlap (Å)
1:S:573:MET:CE	1:S:621:SER:HB2	1.98	0.93
1:S:570:PHE:CE1	1:S:617:MET:CE	2.54	0.90
1:A:747:ASN:OD1	1:T:616:LEU:HG	1.71	0.90
1:S:571:LEU:CG	1:S:623:PHE:HE2	1.85	0.90
1:Q:280:SER:O	1:Q:283:LEU:HG	1.71	0.88
1:S:559:ALA:HA	1:S:570:PHE:CD2	2.10	0.87
1:R:654:THR:HG22	1:S:461:ASN:HB2	1.57	0.86
1:A:656:ILE:HD12	1:O:512:ASN:HD22	1.42	0.84
2:F:541:TRP:O	2:F:545:LEU:HD12	1.77	0.84
2:C:163:GLU:HG2	2:C:266:GLN:NE2	1.93	0.84
1:O:127:ALA:HA	1:P:181:LEU:HD13	1.59	0.83
1:S:570:PHE:CE1	1:S:617:MET:HE1	2.14	0.83
1:P:720:VAL:HG23	1:P:844:LEU:HD13	1.61	0.83
1:T:552:ASN:HD21	1:T:611:VAL:HG22	1.43	0.82
1:S:570:PHE:CE1	1:S:617:MET:HE2	2.14	0.81
1:R:654:THR:HG23	1:R:656:ILE:HD11	1.61	0.81
1:A:599:LEU:HD22	1:A:911:GLN:HB2	1.62	0.81
1:O:656:ILE:HD11	1:P:461:ASN:OD1	1.81	0.81
1:P:768:GLN:HG2	1:P:931:THR:HG21	1.62	0.80
1:R:654:THR:HG22	1:S:461:ASN:CB	2.12	0.78
1:S:540:SER:HB2	1:S:543:ARG:HD2	1.65	0.78
1:T:769:SER:HA	1:T:773:LYS:HD2	1.66	0.77
2:D:433:TYR:HA	2:D:666:ARG:HH12	1.47	0.77
2:K:69:PRO:HG2	2:K:292:LEU:HB3	1.66	0.77
1:O:612:ALA:HB3	1:O:655:CYS:O	1.84	0.77
2:F:147:CYS:HB2	2:F:351:ARG:HB2	1.66	0.76
1:S:571:LEU:HG	1:S:623:PHE:CE2	2.14	0.76
1:T:79:GLY:H	1:T:82:LYS:HE3	1.51	0.76
1:A:543:ARG:HD3	1:O:469:GLN:HB2	1.67	0.76
1:R:783:LEU:HD22	1:R:846:ILE:HG12	1.65	0.76
1:T:490:CYS:HB3	1:T:729:PRO:HG2	1.66	0.76
1:P:18:LEU:HD12	1:P:384:GLN:HA	1.68	0.76
2:C:42:ARG:HH22	2:D:42:ARG:H	1.30	0.76
1:A:656:ILE:CD1	1:O:512:ASN:HD22	1.98	0.75
1:P:649:VAL:HA	1:P:653:THR:OG1	1.86	0.75
1:S:559:ALA:HA	1:S:570:PHE:CE2	2.22	0.75
2:F:541:TRP:O	2:F:545:LEU:CD1	2.35	0.75
2:K:359:PRO:HB2	2:K:445:GLN:HE21	1.50	0.75
1:P:656:ILE:N	1:P:656:ILE:HD12	2.02	0.75
1:O:34:GLN:HB2	1:O:37:LEU:HB2	1.68	0.74
2:M:516:ALA:HA	2:M:520:LEU:HD23	1.69	0.74

Continued on next page...

Continued from previous page...

Atom-1	Atom-2	Interatomic distance (Å)	Clash overlap (Å)
2:C:431:GLU:HG3	2:C:436:ALA:HB3	1.69	0.74
1:A:649:VAL:HA	1:A:653:THR:HB	1.69	0.73
1:O:130:ASN:HD22	1:P:181:LEU:HD11	1.53	0.73
2:C:163:GLU:CG	2:C:266:GLN:NE2	2.51	0.73
1:P:162:ARG:HH21	1:P:180:ALA:N	1.87	0.73
2:D:424:LYS:HD3	2:D:475:ALA:HB3	1.70	0.73
2:L:713:ILE:HG23	2:L:715:GLN:H	1.54	0.73
2:G:218:LEU:HD12	2:G:276:LEU:HD11	1.69	0.73
1:R:277:GLU:O	1:R:286:ARG:NH2	2.22	0.73
1:P:654:THR:HG21	1:Q:465:TYR:OH	1.88	0.72
1:A:431:ARG:HE	1:P:282:ARG:HH22	1.35	0.72
2:D:171:HIS:HB3	2:D:174:ALA:HB3	1.69	0.72
2:K:19:SER:O	2:K:290:ARG:NH1	2.22	0.72
1:A:650:ILE:HD12	1:O:807:ARG:H	1.55	0.72
1:O:370:GLU:HA	1:O:373:LYS:HE2	1.72	0.72
1:S:571:LEU:CG	1:S:623:PHE:CE2	2.73	0.72
1:P:784:HIS:NE2	1:P:808:LEU:O	2.22	0.72
1:R:446:LEU:HD22	1:R:485:GLN:HG3	1.70	0.72
2:K:7:ASN:HD22	2:K:104:ARG:HB3	1.54	0.71
1:P:648:LYS:HG3	1:P:649:VAL:HG23	1.72	0.71
2:B:285:PRO:HG2	2:B:288:LEU:HB2	1.73	0.71
2:B:410:HIS:HE1	2:B:413:CYS:HB2	1.54	0.71
1:O:656:ILE:CD1	1:P:461:ASN:OD1	2.38	0.71
1:A:806:LEU:HD22	1:T:593:ILE:HG12	1.71	0.71
2:F:390:VAL:HG23	2:F:406:LEU:HD11	1.71	0.71
2:I:147:CYS:HB2	2:I:351:ARG:HG2	1.73	0.71
2:I:431:GLU:HG3	2:I:436:ALA:HB3	1.72	0.71
1:O:130:ASN:HB3	1:P:181:LEU:HD11	1.72	0.71
1:O:429:ILE:HG23	1:O:434:LEU:HB3	1.72	0.71
1:R:755:ARG:HD3	1:R:767:SER:HA	1.71	0.71
1:A:784:HIS:HD1	1:A:810:PRO:HD3	1.55	0.71
2:E:227:LEU:HD13	2:E:231:ILE:HG21	1.72	0.71
1:S:573:MET:HE1	1:S:621:SER:CB	2.21	0.71
2:E:424:LYS:HD3	2:E:475:ALA:HB3	1.73	0.71
1:O:656:ILE:CD1	1:P:461:ASN:ND2	2.41	0.71
1:A:452:THR:HA	1:A:455:LYS:HE2	1.71	0.70
2:F:250:ARG:NH2	2:F:252:TYR:OH	2.24	0.70
2:J:424:LYS:HD3	2:J:475:ALA:HB3	1.73	0.70
1:A:733:LEU:HD13	1:A:793:TYR:HB2	1.73	0.70
1:O:320:LYS:HD3	1:O:345:ARG:HH21	1.56	0.70
1:Q:861:ILE:HG13	1:Q:895:LEU:HD21	1.72	0.70

Continued on next page...

Continued from previous page...

Atom-1	Atom-2	Interatomic distance (Å)	Clash overlap (Å)
2:B:374:LEU:HB3	2:B:400:VAL:HG11	1.73	0.70
2:L:426:LYS:HA	2:L:474:HIS:HD2	1.56	0.70
1:O:552:ASN:ND2	1:O:655:CYS:SG	2.64	0.70
2:B:171:HIS:HB3	2:B:174:ALA:HB3	1.72	0.69
2:J:111:ILE:HD12	2:J:132:LEU:HD21	1.74	0.69
2:M:99:GLN:HG3	2:M:763:HIS:HD1	1.58	0.69
2:B:750:PRO:HB2	2:B:752:ILE:HG12	1.74	0.69
2:C:85:LYS:NZ	2:I:524:ASN:O	2.25	0.69
2:D:696:MET:HG3	2:D:701:ILE:HB	1.73	0.69
2:I:227:LEU:HD13	2:I:231:ILE:HG21	1.73	0.69
2:F:469:ALA:HB2	2:F:498:HIS:HB3	1.74	0.69
2:L:6:LEU:O	2:L:300:ASN:ND2	2.25	0.69
2:B:342:HIS:ND1	2:B:348:SER:HB3	2.08	0.69
2:J:213:ASN:ND2	2:J:240:LEU:O	2.26	0.69
2:L:195:ILE:O	2:L:196:ASP:OD1	2.10	0.69
2:N:582:ILE:HG22	2:N:586:ARG:HH12	1.57	0.69
1:O:744:ASN:OD1	1:O:747:ASN:ND2	2.25	0.69
1:Q:266:TYR:HE1	1:Q:290:VAL:HG21	1.58	0.69
1:R:747:ASN:O	1:R:751:GLN:NE2	2.26	0.69
1:Q:151:GLU:HA	1:Q:154:GLN:HB2	1.75	0.69
1:R:415:ASN:OD1	1:R:418:ARG:NH1	2.25	0.69
2:D:707:PRO:HG3	2:D:747:SER:HA	1.73	0.69
2:J:20:LEU:HD12	2:J:287:GLY:HA2	1.75	0.69
2:L:335:LEU:HD13	2:L:379:GLU:HG3	1.73	0.69
2:N:7:ASN:HD22	2:N:104:ARG:HB3	1.58	0.69
2:B:719:VAL:HG21	2:B:763:HIS:HE2	1.57	0.68
1:S:571:LEU:HG	1:S:571:LEU:O	1.93	0.68
1:A:720:VAL:HG12	1:A:844:LEU:HD22	1.73	0.68
2:G:612:LEU:HG	2:G:640:ALA:HB1	1.75	0.68
2:J:147:CYS:HB2	2:J:351:ARG:HB2	1.75	0.68
2:L:501:GLU:OE2	2:L:530:HIS:ND1	2.22	0.68
2:L:213:ASN:ND2	2:L:240:LEU:O	2.25	0.68
1:R:775:MET:HA	1:R:778:ASN:HB2	1.76	0.68
1:R:652:GLN:HB2	1:S:736:LYS:HD2	1.74	0.68
2:C:86:GLY:HA3	2:C:89:LYS:HE2	1.75	0.68
2:N:196:ASP:OD2	2:N:301:GLN:NE2	2.26	0.68
2:M:22:GLU:O	2:M:290:ARG:NH2	2.24	0.68
1:O:186:GLN:HG2	1:O:187:LEU:HG	1.76	0.68
2:B:213:ASN:ND2	2:B:240:LEU:O	2.27	0.68
1:A:114:LYS:HE2	1:O:239:LYS:HA	1.75	0.68
1:S:728:ARG:HB3	1:S:795:SER:HB2	1.76	0.68

Continued on next page...

Continued from previous page...

Atom-1	Atom-2	Interatomic distance (Å)	Clash overlap (Å)
1:P:389:LYS:HG3	1:P:416:LEU:HD22	1.75	0.68
2:G:719:VAL:HG21	2:G:763:HIS:HE2	1.59	0.67
2:C:651:ARG:NH1	2:F:597:GLU:OE2	2.27	0.67
2:D:663:ASP:OD1	2:D:664:ASN:N	2.27	0.67
2:L:82:LYS:NZ	2:L:84:GLU:OE1	2.27	0.67
1:R:654:THR:CG2	1:S:461:ASN:HB2	2.24	0.67
1:S:509:SER:O	1:S:513:GLN:NE2	2.26	0.67
1:A:746:ASN:ND2	1:T:613:SER:O	2.27	0.67
2:B:430:GLY:H	2:B:666:ARG:HH22	1.41	0.67
1:O:201:GLU:HG2	1:O:243:SER:HB3	1.76	0.67
1:T:616:LEU:N	1:T:616:LEU:HD22	2.08	0.67
2:I:236:ASN:HB3	2:I:239:GLN:HG3	1.75	0.67
2:I:707:PRO:HG3	2:I:747:SER:HA	1.75	0.67
2:C:527:ARG:NH2	2:C:793:TYR:O	2.28	0.67
1:Q:17:ASN:HA	1:Q:331:LYS:HB3	1.76	0.67
1:S:575:GLN:HG3	1:S:617:MET:HG3	1.76	0.67
2:G:221:VAL:HG21	2:G:288:LEU:HD21	1.75	0.67
2:L:374:LEU:HB3	2:L:400:VAL:HG11	1.75	0.67
2:M:356:ARG:NH1	2:M:467:ASP:OD2	2.28	0.67
2:M:634:LEU:HD21	1:S:154:GLN:NE2	2.10	0.67
1:S:555:CYS:SG	1:S:573:MET:CE	2.83	0.67
2:E:471:ASN:ND2	2:E:502:ASP:OD2	2.27	0.67
1:A:183:LEU:HD22	1:T:131:LYS:HE2	1.77	0.66
1:A:329:LYS:NZ	1:A:343:ASP:OD1	2.28	0.66
1:A:389:LYS:HB3	1:A:416:LEU:HD22	1.77	0.66
2:C:216:GLU:OE2	2:C:263:LYS:NZ	2.26	0.66
2:C:356:ARG:NH1	2:C:467:ASP:OD2	2.27	0.66
1:Q:810:PRO:HG3	1:Q:817:PHE:HB2	1.76	0.66
1:A:296:GLN:HG3	1:T:78:ARG:HB3	1.78	0.66
2:K:213:ASN:ND2	2:K:240:LEU:O	2.28	0.66
2:N:428:LYS:HG3	2:N:437:LEU:HB3	1.77	0.66
1:A:486:VAL:HG21	1:A:731:ALA:HB2	1.76	0.66
2:B:245:ILE:HG22	2:B:252:TYR:HB2	1.78	0.66
1:Q:738:TRP:CD1	1:Q:741:PHE:HB3	2.31	0.66
2:C:37:GLN:NE2	2:C:41:ALA:O	2.28	0.66
2:M:565:ARG:O	2:M:568:ARG:NH1	2.28	0.66
2:D:214:ILE:HG12	2:D:291:LEU:HD12	1.77	0.66
2:K:130:TRP:HE1	2:K:340:HIS:HA	1.60	0.66
2:L:146:GLU:OE2	2:L:149:HIS:NE2	2.25	0.66
1:S:34:GLN:HE22	1:S:311:LYS:H	1.44	0.66
1:S:555:CYS:HA	1:S:558:VAL:HG22	1.78	0.66

Continued on next page...

Continued from previous page...

Atom-1	Atom-2	Interatomic distance (Å)	Clash overlap (Å)
1:S:716:TRP:HE1	1:S:847:SER:HG	1.41	0.66
1:T:418:ARG:NH1	1:T:481:TYR:O	2.29	0.66
1:A:314:LEU:HB3	1:A:372:LEU:HB3	1.77	0.66
2:C:373:VAL:HG11	2:C:418:LEU:HD21	1.77	0.66
2:M:9:THR:HG22	2:M:301:GLN:HE22	1.59	0.66
1:P:255:ARG:HH22	1:Q:285:GLU:HG3	1.60	0.66
1:Q:578:ARG:HG3	1:Q:618:ASP:HB2	1.78	0.66
1:A:471:GLU:HG3	1:T:440:ARG:HH22	1.61	0.65
2:D:720:SER:HB2	2:D:771:LYS:HD2	1.78	0.65
2:F:233:SER:O	2:F:239:GLN:NE2	2.28	0.65
1:Q:448:LYS:HB2	1:Q:542:GLY:HA3	1.78	0.65
1:O:509:SER:O	1:O:513:GLN:NE2	2.28	0.65
1:A:599:LEU:CG	1:A:911:GLN:HB3	2.25	0.65
2:C:176:LEU:HD22	2:C:205:LYS:HG3	1.78	0.65
1:R:196:LEU:HD23	1:R:199:ILE:HD11	1.77	0.65
1:R:431:ARG:CB	1:T:282:ARG:HH22	2.08	0.65
1:T:254:LEU:HD22	1:T:307:ARG:HH21	1.61	0.65
2:G:191:LEU:HD11	2:G:308:GLN:HG3	1.79	0.65
1:O:130:ASN:OD1	1:O:153:TRP:NE1	2.29	0.65
1:Q:437:GLU:HB3	1:Q:440:ARG:HB2	1.77	0.65
1:Q:511:PHE:HZ	1:Q:532:ILE:HG12	1.60	0.65
1:R:163:GLY:HA3	1:R:196:LEU:HD21	1.77	0.65
2:B:163:GLU:OE2	2:B:266:GLN:HG3	1.95	0.65
2:N:19:SER:O	2:N:290:ARG:NH1	2.29	0.65
2:G:424:LYS:HD2	2:G:475:ALA:HB3	1.78	0.65
2:I:154:HIS:O	2:I:337:ARG:NH1	2.29	0.65
1:P:802:ILE:O	1:P:807:ARG:NH2	2.30	0.65
1:A:414:PRO:HB2	1:A:488:GLU:HG2	1.79	0.65
1:A:431:ARG:NH1	1:O:291:GLU:OE1	2.30	0.65
2:K:7:ASN:HD21	2:K:304:THR:HG21	1.61	0.65
2:M:158:SER:O	2:M:337:ARG:NH2	2.30	0.65
1:S:370:GLU:OE1	1:S:476:ARG:NH1	2.30	0.65
1:A:648:LYS:O	1:A:653:THR:N	2.28	0.65
2:D:410:HIS:HE1	2:D:412:LYS:HE3	1.61	0.65
2:K:147:CYS:HB2	2:K:351:ARG:HB2	1.78	0.65
1:A:886:LEU:O	1:A:912:ASN:ND2	2.30	0.65
1:R:553:ARG:HH11	1:R:655:CYS:HA	1.62	0.65
1:A:887:LEU:HG	1:A:891:GLU:HG3	1.79	0.64
2:B:215:ARG:NH2	2:B:263:LYS:O	2.30	0.64
1:S:515:VAL:HG12	1:S:531:LEU:HD21	1.79	0.64
2:I:738:ASP:OD1	2:I:739:VAL:N	2.29	0.64

Continued on next page...

Continued from previous page...

Atom-1	Atom-2	Interatomic distance (Å)	Clash overlap (Å)
2:E:6:LEU:O	2:E:300:ASN:ND2	2.30	0.64
2:G:794:ARG:NH1	2:J:141:ASP:OD1	2.29	0.64
1:P:374:GLN:NE2	1:P:473:GLU:OE2	2.29	0.64
2:L:364:ASN:OD1	2:L:367:GLN:NE2	2.25	0.64
2:N:162:GLU:HG3	2:N:754:ALA:HB2	1.79	0.64
2:D:517:LEU:HD11	2:D:696:MET:HB2	1.78	0.64
2:I:11:LEU:HD11	2:I:29:VAL:HG23	1.80	0.64
1:A:747:ASN:HA	1:T:616:LEU:HD21	1.79	0.64
2:C:563:ILE:HG23	2:C:567:LEU:HD12	1.80	0.64
2:G:466:VAL:HG21	2:G:487:LEU:HD13	1.79	0.64
2:I:599:SER:HG	2:I:602:THR:HG1	1.38	0.64
1:S:570:PHE:HE1	1:S:617:MET:HE1	1.61	0.64
2:D:14:ARG:HH11	2:D:32:SER:HB2	1.62	0.64
2:L:84:GLU:HG3	2:L:85:LYS:H	1.60	0.64
1:Q:156:HIS:HA	1:Q:159:GLN:HE21	1.63	0.64
1:R:833:LYS:HB3	1:R:838:THR:HG21	1.80	0.64
2:L:710:ASN:ND2	2:L:749:ASP:O	2.29	0.64
2:E:472:GLU:OE2	2:E:500:GLY:N	2.31	0.64
2:G:482:PRO:HG2	2:G:613:LEU:HD13	1.79	0.64
2:G:788:GLU:OE1	2:G:791:ARG:NH1	2.30	0.64
2:L:20:LEU:HA	2:L:290:ARG:HH21	1.63	0.64
1:S:573:MET:HB3	1:S:621:SER:HA	1.80	0.64
1:A:569:VAL:HG11	1:A:753:LYS:HA	1.79	0.64
2:F:7:ASN:ND2	2:F:104:ARG:O	2.31	0.64
2:G:374:LEU:HB3	2:G:400:VAL:HG11	1.80	0.64
2:K:442:LEU:HB3	2:K:483:LEU:HD21	1.79	0.64
2:L:171:HIS:HB3	2:L:174:ALA:HB3	1.80	0.64
1:P:350:ASP:OD1	1:P:353:ARG:NH2	2.31	0.64
1:S:345:ARG:NH2	1:S:369:ASN:OD1	2.31	0.64
1:S:573:MET:SD	1:S:619:PHE:CB	2.75	0.64
1:A:318:GLY:O	1:A:345:ARG:NH1	2.31	0.63
2:E:466:VAL:HG21	2:E:487:LEU:HD13	1.78	0.63
2:E:471:ASN:HB3	2:E:474:HIS:HB2	1.80	0.63
1:T:123:VAL:HG12	1:T:164:LEU:HD21	1.78	0.63
1:T:234:LEU:HD22	1:T:301:LEU:HD21	1.78	0.63
1:T:774:ILE:O	1:T:778:ASN:ND2	2.31	0.63
2:E:522:LEU:O	2:E:699:ARG:NH2	2.31	0.63
2:G:717:ARG:HH21	2:I:717:ARG:HH11	1.46	0.63
2:M:374:LEU:HB3	2:M:400:VAL:HG11	1.80	0.63
2:M:466:VAL:HG23	2:M:492:ILE:HG21	1.80	0.63
1:O:578:ARG:HD3	1:O:618:ASP:HB2	1.80	0.63

Continued on next page...

Continued from previous page...

Atom-1	Atom-2	Interatomic distance (Å)	Clash overlap (Å)
1:P:762:HIS:HA	1:P:859:GLY:HA2	1.81	0.63
2:F:153:GLN:HE22	2:F:155:LEU:HD23	1.63	0.63
1:T:552:ASN:HD21	1:T:611:VAL:CG2	2.10	0.63
1:A:559:ALA:HA	1:A:570:PHE:HE2	1.63	0.63
2:D:260:ILE:HD11	1:R:141:TRP:HB2	1.80	0.63
2:G:210:ILE:HG12	2:G:240:LEU:HB2	1.81	0.63
2:M:83:ASN:HD21	2:M:121:PRO:HD3	1.63	0.63
1:P:473:GLU:HA	1:P:476:ARG:HB2	1.79	0.63
1:Q:123:VAL:HG12	1:Q:164:LEU:HD21	1.78	0.63
1:Q:280:SER:HA	1:Q:283:LEU:CD2	2.29	0.63
1:R:439:HIS:HB2	1:S:314:LEU:HD23	1.80	0.63
1:S:440:ARG:NH2	1:T:473:GLU:OE1	2.30	0.63
2:J:466:VAL:HG23	2:J:492:ILE:HG21	1.79	0.63
2:J:590:LYS:O	2:J:668:GLN:NE2	2.30	0.63
1:Q:359:ARG:NH2	1:Q:792:LEU:O	2.29	0.63
1:A:656:ILE:HG12	1:O:461:ASN:OD1	1.99	0.63
2:B:466:VAL:HG23	2:B:492:ILE:HG21	1.79	0.63
2:C:227:LEU:HD13	2:C:231:ILE:HG13	1.81	0.63
1:R:639:ARG:NH1	1:R:714:GLU:OE1	2.32	0.63
1:S:262:ARG:O	1:S:266:TYR:CD2	2.52	0.63
1:T:616:LEU:HD22	1:T:616:LEU:H	1.63	0.63
2:K:192:CYS:HB3	2:K:199:LEU:HD23	1.81	0.63
1:O:107:LEU:HD11	1:O:128:ARG:HB3	1.81	0.63
1:P:19:PHE:HE2	1:P:334:PRO:HD3	1.64	0.63
2:K:750:PRO:HB2	2:K:752:ILE:HG12	1.80	0.63
1:R:18:LEU:O	1:R:384:GLN:NE2	2.32	0.63
2:G:534:ILE:O	2:G:726:ARG:NH2	2.32	0.63
1:S:567:ILE:HG23	1:S:569:VAL:HG12	1.80	0.63
2:C:285:PRO:HG2	2:C:288:LEU:HB2	1.80	0.62
2:F:402:ASP:OD1	2:F:458:ARG:NH1	2.32	0.62
2:I:7:ASN:ND2	2:I:104:ARG:O	2.29	0.62
2:I:485:ARG:HE	2:I:639:ARG:HH22	1.47	0.62
2:B:147:CYS:HB2	2:B:351:ARG:HB2	1.81	0.62
2:G:529:GLY:HA2	2:G:704:GLU:HB3	1.82	0.62
2:G:335:LEU:HD13	2:G:379:GLU:HG3	1.81	0.62
2:M:390:VAL:HG23	2:M:406:LEU:HD11	1.79	0.62
1:Q:745:LEU:HD22	1:Q:778:ASN:HD22	1.64	0.62
2:G:402:ASP:OD1	2:G:458:ARG:NH1	2.32	0.62
2:K:69:PRO:HG3	2:K:293:TRP:CD1	2.34	0.62
1:A:744:ASN:HD22	1:A:785:ALA:HB2	1.64	0.62
2:N:362:ASP:HB3	2:N:365:LYS:HB2	1.81	0.62

Continued on next page...

Continued from previous page...

Atom-1	Atom-2	Interatomic distance (Å)	Clash overlap (Å)
1:R:453:TYR:O	1:R:456:GLN:NE2	2.30	0.62
1:S:747:ASN:HB3	1:S:811:VAL:HG22	1.80	0.62
1:A:656:ILE:HD11	1:O:460:PHE:HB2	1.82	0.62
1:O:464:PHE:HB3	1:O:508:VAL:HG11	1.80	0.62
1:S:465:TYR:O	1:S:467:ARG:NH1	2.33	0.62
1:A:337:GLN:HG3	1:A:339:ILE:H	1.64	0.62
2:E:147:CYS:HB2	2:E:351:ARG:HB2	1.81	0.62
2:J:228:PRO:HB2	2:J:230:TRP:HD1	1.64	0.62
2:N:434:PRO:HG2	2:N:669:ARG:HH21	1.64	0.62
1:P:752:HIS:HA	1:P:755:ARG:HB2	1.82	0.62
2:J:424:LYS:O	2:J:425:ARG:NH1	2.32	0.62
2:M:259:PRO:HG2	2:M:260:ILE:HD12	1.82	0.62
1:Q:117:ARG:HB2	1:R:168:THR:HG22	1.82	0.62
2:M:159:THR:HG22	2:M:337:ARG:HA	1.81	0.62
1:P:578:ARG:HG3	1:P:618:ASP:HB2	1.81	0.62
1:S:253:ASP:OD2	1:S:255:ARG:NH1	2.31	0.62
2:F:111:ILE:HD12	2:F:132:LEU:HD21	1.81	0.62
1:O:608:LEU:HD22	1:O:650:ILE:HG12	1.81	0.62
1:Q:569:VAL:HG21	1:Q:774:ILE:HD13	1.81	0.62
2:B:791:ARG:HA	2:B:794:ARG:HB3	1.82	0.61
1:P:647:ASN:HB2	1:Q:806:LEU:HD23	1.82	0.61
1:S:571:LEU:HD21	1:S:623:PHE:CE2	2.35	0.61
2:F:3:ARG:HD2	2:F:104:ARG:HG3	1.82	0.61
2:J:374:LEU:HB3	2:J:400:VAL:HG11	1.81	0.61
2:K:405:GLU:OE1	2:K:458:ARG:NH1	2.32	0.61
1:S:605:ALA:HB1	1:T:806:LEU:HD21	1.82	0.61
1:T:106:CYS:HB3	1:T:217:LEU:HD23	1.83	0.61
1:O:473:GLU:OE2	1:O:476:ARG:NH1	2.33	0.61
1:O:783:LEU:HB3	1:O:846:ILE:HG22	1.81	0.61
1:S:555:CYS:SG	1:S:573:MET:HE1	2.40	0.61
2:G:227:LEU:HB3	2:G:231:ILE:HD13	1.82	0.61
2:J:690:GLN:NE2	2:J:736:GLU:O	2.32	0.61
1:R:177:PHE:HE1	1:R:181:LEU:HD22	1.66	0.61
1:O:130:ASN:ND2	1:P:181:LEU:CD2	2.62	0.61
1:O:279:GLU:HB3	1:O:282:ARG:HG2	1.83	0.61
1:R:41:LEU:HD13	1:R:308:ILE:HG13	1.81	0.61
1:S:452:THR:HA	1:S:455:LYS:HG3	1.82	0.61
1:A:378:LEU:HG	1:A:424:SER:HB2	1.83	0.61
2:M:529:GLY:HA2	2:M:704:GLU:HB3	1.82	0.61
1:O:128:ARG:HG3	1:P:192:GLY:H	1.64	0.61
1:O:762:HIS:HA	1:O:859:GLY:HA2	1.82	0.61

Continued on next page...

Continued from previous page...

Atom-1	Atom-2	Interatomic distance (Å)	Clash overlap (Å)
2:C:592:PHE:O	2:C:658:GLN:NE2	2.34	0.61
2:D:686:VAL:HG13	2:D:690:GLN:HE21	1.66	0.61
2:L:516:ALA:HA	2:L:520:LEU:HD13	1.82	0.61
1:T:636:ARG:NH1	1:T:724:GLU:OE2	2.33	0.61
2:B:342:HIS:CE1	2:B:348:SER:N	2.69	0.61
2:C:147:CYS:HB2	2:C:351:ARG:HB2	1.82	0.61
2:G:431:GLU:HG3	2:G:436:ALA:HB3	1.82	0.61
2:M:467:ASP:OD1	2:M:468:ALA:N	2.33	0.61
2:N:374:LEU:HB3	2:N:400:VAL:HG11	1.83	0.61
2:N:690:GLN:HA	2:N:693:MET:HB2	1.82	0.61
1:O:235:GLU:OE1	1:O:238:ARG:NH1	2.34	0.61
1:Q:375:PRO:HB3	1:R:296:GLN:HE22	1.65	0.61
2:B:163:GLU:HG3	2:B:266:GLN:HE21	1.65	0.61
2:D:374:LEU:HB3	2:D:400:VAL:HG11	1.81	0.61
2:G:7:ASN:ND2	2:G:104:ARG:O	2.34	0.61
2:L:478:GLU:OE2	2:L:610:ARG:NH1	2.34	0.61
1:Q:466:LEU:HD13	1:Q:731:ALA:HB1	1.81	0.61
2:D:467:ASP:OD1	2:D:468:ALA:N	2.34	0.61
2:K:227:LEU:HD13	2:K:231:ILE:HG21	1.82	0.61
1:O:539:MET:HE2	1:O:557:VAL:HG21	1.82	0.61
1:P:353:ARG:NH1	1:P:360:GLU:OE2	2.33	0.61
2:F:356:ARG:NH2	2:F:704:GLU:OE2	2.34	0.60
2:I:370:LEU:HD21	2:I:463:ILE:HD11	1.83	0.60
2:L:356:ARG:NH2	2:L:704:GLU:OE2	2.33	0.60
1:S:509:SER:HB2	1:S:738:TRP:HE1	1.65	0.60
1:A:608:LEU:O	1:A:624:ASN:ND2	2.33	0.60
2:B:163:GLU:HG2	2:B:166:LEU:HD12	1.83	0.60
2:D:232:ALA:O	2:D:235:GLN:NE2	2.34	0.60
1:Q:755:ARG:HH11	1:Q:767:SER:HA	1.66	0.60
1:R:311:LYS:HG2	1:R:316:LEU:HD12	1.83	0.60
1:S:633:SER:HA	1:S:636:ARG:HG2	1.82	0.60
2:I:507:ILE:HD12	2:I:563:ILE:HD11	1.83	0.60
1:O:647:ASN:O	1:O:652:GLN:NE2	2.33	0.60
1:Q:559:ALA:HA	1:Q:570:PHE:HE2	1.65	0.60
1:S:516:THR:O	1:S:527:LYS:NZ	2.34	0.60
1:A:305:GLN:HG2	1:A:306:LYS:HD3	1.84	0.60
2:L:481:CYS:SG	2:L:485:ARG:NH2	2.74	0.60
2:C:19:SER:O	2:C:290:ARG:NH1	2.34	0.60
2:E:491:GLY:HA2	2:I:121:PRO:HB2	1.83	0.60
2:M:152:HIS:HD2	2:M:356:ARG:HG3	1.67	0.60
1:P:764:ARG:O	1:P:863:CYS:N	2.30	0.60

Continued on next page...

Continued from previous page...

Atom-1	Atom-2	Interatomic distance (Å)	Clash overlap (Å)
1:Q:747:ASN:HB3	1:Q:811:VAL:HG11	1.82	0.60
1:A:727:ILE:HG22	1:A:729:PRO:HD3	1.82	0.60
2:B:401:LEU:HD12	2:B:456:GLU:HG2	1.84	0.60
2:D:597:GLU:OE2	2:I:651:ARG:NH1	2.34	0.60
1:R:357:ASN:OD1	1:R:728:ARG:NH1	2.35	0.60
2:E:108:LEU:HD23	2:E:162:GLU:HG2	1.84	0.60
2:I:356:ARG:NH1	2:I:467:ASP:OD2	2.34	0.60
2:N:466:VAL:HG21	2:N:487:LEU:HD13	1.83	0.60
1:O:415:ASN:OD1	1:O:418:ARG:NH2	2.34	0.60
2:J:385:MET:SD	2:J:410:HIS:NE2	2.72	0.60
1:O:288:TYR:O	1:O:292:HIS:ND1	2.32	0.60
1:Q:78:ARG:HH21	1:R:293:LEU:HD23	1.66	0.60
1:Q:320:LYS:HE3	1:Q:345:ARG:HE	1.66	0.60
1:Q:769:SER:HA	1:Q:773:LYS:HD2	1.84	0.60
1:R:455:LYS:HD2	1:R:532:ILE:HD13	1.82	0.60
1:T:366:MET:HA	1:T:369:ASN:HB2	1.82	0.60
1:T:647:ASN:O	1:T:652:GLN:NE2	2.35	0.60
2:B:108:LEU:HD21	2:B:269:GLU:HG2	1.82	0.60
2:E:692:VAL:O	2:E:696:MET:N	2.32	0.60
2:F:572:GLU:HG3	2:F:573:LEU:HD12	1.84	0.60
2:L:597:GLU:O	2:L:651:ARG:NH2	2.34	0.60
1:R:128:ARG:HA	1:S:192:GLY:HA3	1.83	0.60
1:T:435:ASN:HD21	1:T:440:ARG:HB3	1.67	0.60
2:L:639:ARG:HA	2:L:642:GLU:HG2	1.83	0.59
2:M:223:GLN:HG3	1:P:147:ARG:HH22	1.67	0.59
2:B:26:ASP:HA	2:B:29:VAL:HG12	1.83	0.59
1:O:107:LEU:HD23	1:O:218:ILE:HD13	1.84	0.59
1:Q:128:ARG:HD3	1:R:193:GLY:HA3	1.83	0.59
1:Q:863:CYS:HA	1:Q:868:LEU:HB2	1.84	0.59
2:K:530:HIS:NE2	2:K:748:ASP:OD2	2.32	0.59
1:T:511:PHE:HZ	1:T:532:ILE:HG12	1.67	0.59
1:A:291:GLU:HG2	1:T:431:ARG:HD2	1.84	0.59
1:A:314:LEU:HD21	1:T:439:HIS:HB2	1.85	0.59
2:C:171:HIS:HB3	2:C:174:ALA:HB3	1.85	0.59
2:E:672:TYR:H	2:F:58:GLN:HE22	1.49	0.59
2:I:529:GLY:HA2	2:I:704:GLU:HB2	1.83	0.59
1:O:856:PHE:HD2	1:O:887:LEU:HD11	1.67	0.59
1:P:649:VAL:HA	1:P:653:THR:HG1	1.66	0.59
1:R:569:VAL:HG23	1:R:574:VAL:HG22	1.84	0.59
2:G:147:CYS:HB2	2:G:351:ARG:HB2	1.83	0.59
2:J:183:TRP:O	2:J:189:LYS:NZ	2.34	0.59

Continued on next page...

Continued from previous page...

Atom-1	Atom-2	Interatomic distance (Å)	Clash overlap (Å)
2:M:690:GLN:NE2	2:M:736:GLU:O	2.35	0.59
1:P:17:ASN:HA	1:P:331:LYS:HB3	1.83	0.59
1:S:414:PRO:HB2	1:S:488:GLU:HB2	1.85	0.59
2:G:153:GLN:O	2:G:356:ARG:N	2.35	0.59
2:K:374:LEU:HD12	2:K:397:ILE:HD11	1.83	0.59
1:Q:808:LEU:HD23	1:Q:816:GLU:HG2	1.84	0.59
1:S:78:ARG:HG2	1:T:296:GLN:HG2	1.84	0.59
2:E:9:THR:HG21	2:E:196:ASP:HB3	1.85	0.59
2:F:529:GLY:HA2	2:F:704:GLU:HB2	1.84	0.59
2:E:527:ARG:NH2	2:E:704:GLU:OE2	2.36	0.59
2:I:596:GLU:OE2	2:I:651:ARG:NH2	2.35	0.59
1:R:426:LEU:HD23	1:S:254:LEU:HD11	1.83	0.59
1:T:182:LYS:HZ1	1:T:199:ILE:HD13	1.66	0.59
1:A:78:ARG:HH12	1:O:293:LEU:HD23	1.67	0.59
1:A:550:TRP:HA	1:A:553:ARG:HH22	1.68	0.59
2:B:93:PRO:HG3	2:B:770:ARG:HH12	1.67	0.59
2:C:501:GLU:OE2	2:C:530:HIS:ND1	2.36	0.59
2:C:402:ASP:OD1	2:C:458:ARG:NH1	2.36	0.59
2:E:360:LYS:HB2	2:E:366:MET:HB3	1.85	0.59
2:K:592:PHE:HB2	2:K:594:LEU:HD22	1.85	0.59
1:O:727:ILE:HG22	1:O:729:PRO:HD3	1.85	0.59
1:T:112:PRO:HG3	1:T:233:VAL:HG21	1.84	0.59
2:B:585:VAL:O	2:B:589:HIS:ND1	2.30	0.58
1:O:130:ASN:CG	1:P:181:LEU:HD21	2.22	0.58
1:Q:105:LYS:HE2	1:Q:213:CYS:HB3	1.85	0.58
1:T:567:ILE:HG21	1:T:753:LYS:HD3	1.84	0.58
2:C:424:LYS:O	2:C:425:ARG:NH1	2.36	0.58
2:D:471:ASN:ND2	2:D:502:ASP:OD2	2.35	0.58
2:F:543:ARG:HD3	2:F:717:ARG:HH21	1.67	0.58
2:J:390:VAL:HG23	2:J:406:LEU:HD11	1.84	0.58
1:O:858:VAL:HG13	1:O:913:THR:HG21	1.83	0.58
1:R:762:HIS:HA	1:R:859:GLY:HA2	1.86	0.58
2:C:209:GLN:O	2:C:213:ASN:ND2	2.36	0.58
2:C:467:ASP:OD1	2:C:468:ALA:N	2.35	0.58
2:D:529:GLY:HA2	2:D:704:GLU:HB2	1.84	0.58
2:G:215:ARG:NE	2:G:269:GLU:OE1	2.36	0.58
2:L:108:LEU:HD21	2:L:269:GLU:HG2	1.83	0.58
2:M:481:CYS:HB3	2:M:485:ARG:HH12	1.68	0.58
1:T:616:LEU:H	1:T:616:LEU:CD2	2.16	0.58
2:F:374:LEU:HB3	2:F:400:VAL:HG11	1.83	0.58
2:M:662:SER:OG	2:M:664:ASN:OD1	2.22	0.58

Continued on next page...

Continued from previous page...

Atom-1	Atom-2	Interatomic distance (Å)	Clash overlap (Å)
1:A:333:GLU:H	1:A:336:MET:HE2	1.69	0.58
2:C:111:ILE:HD12	2:C:132:LEU:HD11	1.84	0.58
1:O:130:ASN:HD22	1:P:181:LEU:CD1	2.16	0.58
1:O:503:VAL:O	1:O:507:SER:OG	2.22	0.58
1:S:571:LEU:CD2	1:S:623:PHE:CE2	2.87	0.58
2:C:522:LEU:O	2:C:699:ARG:NH2	2.37	0.58
2:D:213:ASN:ND2	2:D:240:LEU:O	2.36	0.58
2:G:278:GLU:OE1	2:G:281:ARG:NH2	2.34	0.58
1:S:555:CYS:HA	1:S:558:VAL:CG2	2.34	0.58
1:S:574:VAL:HG11	1:S:922:ILE:CD1	2.34	0.58
1:T:329:LYS:NZ	1:T:339:ILE:O	2.36	0.58
2:G:373:VAL:HG11	2:G:418:LEU:HD11	1.86	0.58
2:I:693:MET:HG2	2:I:741:MET:HE1	1.86	0.58
1:P:457:ASP:HA	1:P:475:LEU:HD21	1.84	0.58
2:N:180:GLU:HA	2:N:183:TRP:HB3	1.85	0.58
1:P:105:LYS:HD3	1:P:213:CYS:HB3	1.86	0.58
1:Q:735:GLY:O	1:Q:739:SER:OG	2.20	0.58
1:S:611:VAL:CG2	1:S:619:PHE:HE2	2.17	0.58
2:J:228:PRO:HB2	2:J:230:TRP:CD1	2.38	0.58
2:J:671:GLU:OE2	2:K:58:GLN:NE2	2.36	0.58
2:M:236:ASN:ND2	2:M:238:GLN:OE1	2.37	0.58
2:N:794:ARG:HH22	2:N:798:VAL:HG22	1.69	0.58
1:P:128:ARG:HG3	1:P:131:LYS:HE2	1.86	0.58
1:R:34:GLN:HB3	1:R:37:LEU:HB2	1.84	0.58
1:R:331:LYS:HE2	1:R:334:PRO:HA	1.84	0.58
2:J:234:MET:HA	2:J:239:GLN:HE22	1.69	0.58
2:N:527:ARG:NH1	2:N:793:TYR:O	2.37	0.58
2:F:689:GLN:OE1	2:F:726:ARG:NH1	2.35	0.57
2:I:517:LEU:HD11	2:I:696:MET:HE1	1.85	0.57
2:M:486:VAL:HG23	2:M:632:LEU:HB3	1.86	0.57
1:P:330:VAL:HG13	1:P:344:VAL:HG12	1.85	0.57
1:Q:425:MET:SD	1:Q:477:ASN:HB3	2.44	0.57
1:S:358:LEU:HD21	1:S:732:LEU:HB3	1.84	0.57
2:B:491:GLY:HA3	2:G:122:ALA:HB2	1.86	0.57
2:C:162:GLU:HA	2:C:303:LEU:HD11	1.86	0.57
2:E:34:PHE:HB3	2:F:190:GLN:HE21	1.69	0.57
2:G:99:GLN:NE2	2:G:759:SER:OG	2.37	0.57
2:G:778:ASP:OD1	2:G:781:ARG:NH2	2.37	0.57
2:I:152:HIS:CG	2:I:748:ASP:HB3	2.38	0.57
2:J:422:PHE:N	2:J:467:ASP:O	2.32	0.57
1:O:142:ALA:HB2	1:O:147:ARG:HH21	1.67	0.57

Continued on next page...

Continued from previous page...

Atom-1	Atom-2	Interatomic distance (Å)	Clash overlap (Å)
1:P:886:LEU:O	1:P:912:ASN:ND2	2.38	0.57
1:R:786:VAL:HB	1:R:841:LEU:HD21	1.85	0.57
1:S:202:GLU:HA	1:S:205:LYS:HG2	1.85	0.57
2:D:418:LEU:N	2:D:462:TRP:O	2.37	0.57
2:G:160:SER:OG	2:G:163:GLU:OE1	2.22	0.57
2:G:160:SER:N	2:G:163:GLU:OE2	2.30	0.57
2:I:472:GLU:HB2	2:I:500:GLY:H	1.68	0.57
2:M:426:LYS:HD3	2:M:427:PRO:HD2	1.85	0.57
1:R:757:TYR:HB3	1:R:930:ASP:HA	1.85	0.57
1:A:654:THR:CG2	1:O:743:PHE:HB2	2.34	0.57
1:A:765:MET:O	1:A:773:LYS:NZ	2.37	0.57
2:C:478:GLU:OE2	2:C:610:ARG:NH2	2.37	0.57
2:E:213:ASN:ND2	2:E:240:LEU:O	2.38	0.57
2:E:466:VAL:HG23	2:E:492:ILE:HG21	1.85	0.57
2:I:534:ILE:HA	2:I:689:GLN:HG2	1.85	0.57
2:N:269:GLU:OE2	2:N:295:TYR:OH	2.21	0.57
1:P:755:ARG:NH1	1:P:766:ALA:O	2.38	0.57
1:R:636:ARG:HD2	1:R:717:LEU:HD21	1.86	0.57
1:R:758:ARG:NH2	1:R:926:SER:O	2.37	0.57
1:S:639:ARG:NH2	1:S:714:GLU:OE1	2.37	0.57
1:A:450:ILE:HG12	1:A:482:LEU:HD13	1.86	0.57
2:B:424:LYS:HB2	2:B:438:LEU:HD21	1.86	0.57
2:G:609:MET:HG2	2:G:612:LEU:HD13	1.85	0.57
2:N:22:GLU:O	2:N:290:ARG:NH2	2.33	0.57
1:O:359:ARG:NE	1:O:792:LEU:O	2.37	0.57
1:Q:538:TYR:O	1:Q:553:ARG:NH1	2.37	0.57
1:S:570:PHE:CD1	1:S:617:MET:HE2	2.39	0.57
1:S:573:MET:SD	1:S:621:SER:HB2	2.44	0.57
1:S:865:VAL:O	1:S:869:ASN:ND2	2.37	0.57
2:N:209:GLN:O	2:N:213:ASN:ND2	2.37	0.57
1:O:656:ILE:CD1	1:P:461:ASN:CG	2.73	0.57
1:Q:438:GLN:HG3	1:R:309:GLN:HG2	1.87	0.57
1:T:744:ASN:HB3	1:T:781:ALA:HB1	1.86	0.57
2:B:346:VAL:O	2:B:384:HIS:NE2	2.34	0.57
2:D:485:ARG:HG3	2:D:521:PRO:HG3	1.86	0.57
2:F:6:LEU:O	2:F:300:ASN:ND2	2.31	0.57
2:M:152:HIS:CD2	2:M:356:ARG:HG3	2.39	0.57
1:Q:348:ILE:HG22	1:Q:368:VAL:HG22	1.87	0.57
1:S:538:TYR:OH	1:S:656:ILE:O	2.23	0.57
1:A:278:LYS:O	1:A:278:LYS:HG2	2.05	0.57
2:D:433:TYR:HA	2:D:666:ARG:NH1	2.19	0.57

Continued on next page...

Continued from previous page...

Atom-1	Atom-2	Interatomic distance (Å)	Clash overlap (Å)
1:O:353:ARG:NH1	1:O:360:GLU:OE1	2.38	0.57
2:E:445:GLN:HA	2:E:448:ILE:HD12	1.86	0.57
2:J:424:LYS:HA	2:J:438:LEU:HD11	1.87	0.57
2:L:586:ARG:HD2	2:N:605:GLN:HE21	1.69	0.57
2:M:23:VAL:HG23	2:M:286:GLU:HG3	1.86	0.57
2:M:228:PRO:HG2	2:M:230:TRP:CE2	2.39	0.57
1:P:570:PHE:HB2	1:P:573:MET:HB3	1.87	0.57
1:Q:332:THR:HG21	1:Q:342:ILE:HD11	1.86	0.57
1:R:776:ARG:HG2	1:R:780:LEU:HD12	1.87	0.57
1:A:791:SER:HB2	1:A:839:HIS:HE1	1.70	0.57
2:D:220:ARG:HD2	2:D:228:PRO:HG3	1.85	0.57
2:F:18:VAL:HG11	2:F:28:ARG:HH22	1.70	0.57
2:F:176:LEU:HD11	2:F:205:LYS:HD3	1.87	0.57
2:G:22:GLU:O	2:G:290:ARG:NH2	2.36	0.57
2:G:720:SER:HB2	2:G:771:LYS:HG3	1.86	0.57
2:N:548:SER:OG	2:N:674:GLU:OE2	2.21	0.57
1:Q:330:VAL:HG23	1:Q:344:VAL:HG12	1.85	0.57
1:Q:370:GLU:OE2	1:Q:477:ASN:ND2	2.38	0.57
1:R:168:THR:O	1:S:172:TYR:OH	2.22	0.57
1:S:114:LYS:HA	1:T:239:LYS:HD2	1.85	0.57
2:B:410:HIS:CE1	2:B:413:CYS:HB2	2.39	0.56
2:G:210:ILE:HG23	2:G:240:LEU:HD12	1.87	0.56
2:K:146:GLU:OE2	2:K:791:ARG:NH1	2.38	0.56
2:C:193:ALA:HB1	2:D:35:LEU:HD21	1.87	0.56
2:C:466:VAL:HG21	2:C:487:LEU:HD13	1.86	0.56
2:G:668:GLN:NE2	2:G:671:GLU:OE1	2.38	0.56
2:I:152:HIS:CD2	2:I:356:ARG:HG3	2.40	0.56
1:P:90:VAL:HG23	1:P:106:CYS:HB2	1.86	0.56
1:Q:482:LEU:HD23	1:Q:485:GLN:HE21	1.69	0.56
1:Q:502:LEU:HA	1:Q:738:TRP:HZ3	1.69	0.56
2:B:696:MET:HG3	2:B:741:MET:HE1	1.87	0.56
2:C:42:ARG:NH2	2:D:42:ARG:H	2.02	0.56
2:C:69:PRO:HD2	2:C:289:GLU:HG2	1.87	0.56
2:E:794:ARG:HH22	2:E:798:VAL:HG12	1.71	0.56
2:J:7:ASN:ND2	2:J:104:ARG:O	2.38	0.56
2:J:748:ASP:OD1	2:J:749:ASP:N	2.37	0.56
2:K:440:LYS:NZ	2:K:615:GLU:OE2	2.38	0.56
2:L:560:LEU:HD12	2:L:580:ALA:HA	1.87	0.56
2:N:469:ALA:HB2	2:N:498:HIS:HB3	1.86	0.56
1:O:348:ILE:HD13	1:O:383:LEU:HD13	1.86	0.56
2:J:116:VAL:O	2:J:281:ARG:NH2	2.38	0.56

Continued on next page...

Continued from previous page...

Atom-1	Atom-2	Interatomic distance (Å)	Clash overlap (Å)
2:K:371:PHE:HA	2:K:397:ILE:HD13	1.86	0.56
2:K:402:ASP:OD1	2:K:458:ARG:NH2	2.38	0.56
2:L:215:ARG:NH1	2:L:269:GLU:OE1	2.38	0.56
1:T:18:LEU:HD13	1:T:384:GLN:HA	1.88	0.56
2:C:152:HIS:CG	2:C:748:ASP:HB3	2.40	0.56
2:C:210:ILE:O	2:C:214:ILE:HG12	2.04	0.56
2:L:428:LYS:HG3	2:L:437:LEU:HD22	1.88	0.56
2:L:578:SER:OG	2:N:568:ARG:NH1	2.38	0.56
2:N:501:GLU:HG3	2:N:532:THR:HB	1.87	0.56
1:P:854:PHE:HE1	1:P:914:ILE:HG13	1.71	0.56
1:Q:355:GLY:HA3	1:Q:417:LEU:HD13	1.88	0.56
1:Q:424:SER:HA	1:R:304:VAL:HG21	1.88	0.56
1:R:227:PHE:HD2	1:R:260:LEU:HD13	1.70	0.56
1:A:637:CYS:SG	1:A:638:GLU:N	2.78	0.56
2:D:233:SER:HB3	2:D:247:HIS:HB2	1.87	0.56
2:E:233:SER:O	2:E:239:GLN:NE2	2.38	0.56
1:O:121:ILE:HG12	1:O:233:VAL:HG22	1.87	0.56
1:Q:865:VAL:O	1:Q:869:ASN:ND2	2.38	0.56
1:R:446:LEU:HB3	1:R:500:MET:HE1	1.88	0.56
1:R:624:ASN:O	1:R:628:ALA:N	2.37	0.56
1:S:721:ASN:OD1	1:S:722:GLU:N	2.39	0.56
1:T:320:LYS:HG2	1:T:345:ARG:HH21	1.71	0.56
1:A:755:ARG:NH1	1:A:766:ALA:O	2.37	0.56
2:I:213:ASN:ND2	2:I:240:LEU:O	2.38	0.56
2:J:140:GLU:OE2	2:J:758:LYS:NZ	2.39	0.56
1:O:469:GLN:HA	1:O:476:ARG:HE	1.70	0.56
1:S:34:GLN:NE2	1:S:311:LYS:O	2.39	0.56
2:F:192:CYS:SG	2:F:193:ALA:N	2.78	0.56
2:J:58:GLN:O	2:J:62:GLN:HG3	2.06	0.56
2:J:507:ILE:HG21	2:J:563:ILE:HD11	1.88	0.56
2:L:211:ALA:HB2	2:L:298:ILE:HG21	1.87	0.56
2:M:227:LEU:HG	2:M:231:ILE:HD13	1.88	0.56
2:M:451:ASP:OD1	2:M:452:MET:N	2.39	0.56
1:R:234:LEU:HD22	1:R:301:LEU:HD21	1.87	0.56
1:S:262:ARG:O	1:S:266:TYR:HD2	1.87	0.56
1:S:429:ILE:O	1:S:433:GLY:N	2.38	0.56
2:G:728:MET:HB3	2:G:730:LEU:HD13	1.88	0.56
2:D:563:ILE:HG23	2:D:567:LEU:HD12	1.87	0.56
2:E:501:GLU:OE2	2:E:530:HIS:HB3	2.06	0.56
2:F:748:ASP:OD1	2:F:749:ASP:N	2.38	0.56
2:I:710:ASN:HA	2:I:751:GLY:HA3	1.86	0.56

Continued on next page...

Continued from previous page...

Atom-1	Atom-2	Interatomic distance (Å)	Clash overlap (Å)
2:L:357:PHE:HE1	2:L:418:LEU:HB3	1.70	0.56
2:N:177:ARG:NH2	2:N:178:ASP:OD1	2.39	0.56
1:Q:205:LYS:HE3	1:Q:245:LYS:HE3	1.88	0.56
1:Q:538:TYR:OH	1:Q:656:ILE:O	2.23	0.56
1:S:367:TYR:OH	1:S:467:ARG:NH2	2.39	0.56
1:T:366:MET:O	1:T:370:GLU:N	2.30	0.56
1:A:156:HIS:HE2	1:A:206:ARG:HG3	1.70	0.55
2:F:592:PHE:HE1	2:F:659:TRP:HB2	1.70	0.55
2:L:44:LEU:HD21	2:M:546:PRO:HD3	1.87	0.55
1:O:539:MET:CE	1:O:557:VAL:HG21	2.36	0.55
1:P:309:GLN:NE2	1:P:310:LEU:O	2.38	0.55
1:P:721:ASN:OD1	1:P:722:GLU:N	2.39	0.55
1:R:472:SER:HB3	1:R:475:LEU:HB2	1.88	0.55
1:S:485:GLN:O	1:S:489:ASN:ND2	2.39	0.55
1:S:554:CYS:SG	1:S:571:LEU:HD22	2.46	0.55
2:C:543:ARG:NH2	2:C:721:GLU:OE2	2.39	0.55
2:C:671:GLU:OE1	2:D:58:GLN:NE2	2.40	0.55
2:G:148:LEU:HB2	2:G:350:VAL:HG22	1.86	0.55
1:A:192:GLY:O	1:T:128:ARG:NH1	2.40	0.55
1:A:608:LEU:HD22	1:A:650:ILE:HG22	1.87	0.55
2:E:11:LEU:HD11	2:E:29:VAL:HG23	1.87	0.55
2:I:522:LEU:O	2:I:699:ARG:NH2	2.39	0.55
2:N:286:GLU:HA	2:N:289:GLU:HB3	1.88	0.55
1:R:527:LYS:HG2	1:R:531:LEU:HD13	1.88	0.55
1:R:790:GLU:HB2	1:R:794:HIS:HE1	1.71	0.55
1:A:887:LEU:HD23	1:A:892:TRP:HE3	1.70	0.55
2:G:214:ILE:HG21	2:G:295:TYR:HB2	1.88	0.55
2:M:630:LYS:HB3	1:S:158:ALA:HB2	1.88	0.55
1:O:658:PRO:O	1:O:661:SER:OG	2.22	0.55
1:O:802:ILE:O	1:O:807:ARG:NH2	2.39	0.55
1:R:549:HIS:HA	1:R:552:ASN:HD21	1.71	0.55
1:T:159:GLN:HB2	1:T:182:LYS:NZ	2.21	0.55
1:A:654:THR:HG21	1:O:743:PHE:HB2	1.88	0.55
2:L:507:ILE:HG21	2:L:563:ILE:HD11	1.88	0.55
1:O:574:VAL:HB	1:O:620:CYS:HB2	1.89	0.55
1:S:574:VAL:CG1	1:S:922:ILE:HG12	2.36	0.55
1:S:611:VAL:HG23	1:S:619:PHE:HE2	1.70	0.55
1:A:195:ASP:OD2	1:T:128:ARG:NH2	2.39	0.55
2:F:14:ARG:NH1	2:F:28:ARG:O	2.39	0.55
2:I:285:PRO:HG2	2:I:288:LEU:HB2	1.88	0.55
2:J:421:HIS:ND1	2:J:421:HIS:O	2.40	0.55

Continued on next page...

Continued from previous page...

Atom-1	Atom-2	Interatomic distance (Å)	Clash overlap (Å)
2:N:464:ARG:O	2:N:494:HIS:HB2	2.07	0.55
1:O:783:LEU:HD22	1:O:846:ILE:HA	1.88	0.55
1:P:717:LEU:HA	1:P:720:VAL:HG12	1.88	0.55
1:R:75:ASP:N	1:R:308:ILE:O	2.34	0.55
1:R:819:LYS:HA	1:R:822:LYS:HE2	1.87	0.55
1:A:146:TYR:OH	2:L:21:ASP:O	2.25	0.55
2:D:173:GLU:O	2:D:177:ARG:NH1	2.40	0.55
2:D:373:VAL:HG11	2:D:418:LEU:HD21	1.88	0.55
2:E:719:VAL:HG11	2:E:763:HIS:CE1	2.41	0.55
2:J:579:ASP:OD1	2:L:568:ARG:NH1	2.39	0.55
1:T:278:LYS:O	1:T:278:LYS:HG2	2.07	0.55
1:T:413:VAL:HA	1:T:416:LEU:HG	1.89	0.55
2:B:507:ILE:HG21	2:B:563:ILE:HD11	1.89	0.55
2:G:152:HIS:CD2	2:G:356:ARG:HG3	2.41	0.55
2:I:354:GLU:N	2:I:354:GLU:OE2	2.40	0.55
1:Q:282:ARG:NH2	1:Q:285:GLU:OE1	2.33	0.55
1:Q:599:LEU:HD23	1:Q:912:ASN:HA	1.89	0.55
1:R:418:ARG:NE	1:R:485:GLN:OE1	2.40	0.55
1:T:636:ARG:NH1	1:T:721:ASN:OD1	2.40	0.55
2:B:142:TYR:OH	2:B:787:ASN:ND2	2.40	0.55
2:C:278:GLU:OE1	2:C:281:ARG:NH2	2.40	0.55
2:E:690:GLN:NE2	2:E:738:ASP:OD1	2.30	0.55
2:J:456:GLU:OE2	2:J:458:ARG:NH2	2.38	0.55
2:N:159:THR:OG1	2:N:163:GLU:OE2	2.21	0.55
2:B:493:ALA:O	2:B:523:ARG:NH2	2.40	0.55
2:J:121:PRO:O	2:J:124:GLN:NE2	2.32	0.55
2:J:756:ASP:OD1	2:J:757:LEU:N	2.40	0.55
1:R:73:PHE:HE2	1:R:254:LEU:HD12	1.72	0.55
2:J:211:ALA:HB2	2:J:298:ILE:HG21	1.89	0.54
2:D:659:TRP:HA	2:D:665:VAL:HG11	1.90	0.54
2:F:788:GLU:OE1	2:F:791:ARG:NH1	2.40	0.54
1:O:452:THR:HA	1:O:455:LYS:HE2	1.90	0.54
1:Q:570:PHE:HB2	1:Q:573:MET:HB2	1.90	0.54
1:R:21:PRO:HB2	1:R:23:LEU:HD13	1.87	0.54
1:T:117:ARG:HH22	1:T:229:ALA:HA	1.71	0.54
2:C:40:GLN:O	2:D:42:ARG:NH2	2.40	0.54
2:C:214:ILE:HD12	2:C:291:LEU:HD11	1.89	0.54
2:M:6:LEU:O	2:M:300:ASN:ND2	2.40	0.54
1:O:713:VAL:HA	1:O:849:PRO:HG2	1.88	0.54
1:Q:105:LYS:HE3	1:Q:211:LEU:HB3	1.88	0.54
1:Q:738:TRP:HD1	1:Q:741:PHE:HB3	1.68	0.54

Continued on next page...

Continued from previous page...

Atom-1	Atom-2	Interatomic distance (Å)	Clash overlap (Å)
1:A:501:LEU:HD23	1:A:738:TRP:HE3	1.72	0.54
2:B:758:LYS:HE2	2:B:762:TYR:HE2	1.71	0.54
2:C:518:ARG:NH2	2:C:608:GLU:OE1	2.40	0.54
2:D:152:HIS:CD2	2:D:356:ARG:HG3	2.42	0.54
2:E:582:ILE:HD11	2:K:564:TRP:HH2	1.72	0.54
2:F:530:HIS:CE1	2:F:706:PRO:HB3	2.42	0.54
2:G:155:LEU:O	2:G:337:ARG:NH2	2.40	0.54
2:G:176:LEU:HD22	2:G:205:LYS:HG3	1.90	0.54
2:G:466:VAL:HG23	2:G:492:ILE:HG21	1.90	0.54
2:L:659:TRP:HA	2:L:665:VAL:HG11	1.90	0.54
1:O:733:LEU:HD13	1:O:793:TYR:HB2	1.89	0.54
1:P:107:LEU:HD11	1:P:128:ARG:HB3	1.89	0.54
1:P:225:THR:HG23	1:Q:297:TYR:HE1	1.72	0.54
1:A:189:TYR:HB2	1:T:131:LYS:NZ	2.22	0.54
1:Q:390:LYS:HA	1:Q:416:LEU:HD11	1.89	0.54
1:R:569:VAL:HG13	1:R:753:LYS:HE2	1.90	0.54
1:S:80:ALA:HA	1:S:376:VAL:HB	1.90	0.54
1:S:558:VAL:HG11	1:S:571:LEU:HB2	1.89	0.54
1:S:783:LEU:HB3	1:S:842:PHE:HE1	1.73	0.54
1:T:765:MET:O	1:T:773:LYS:NZ	2.40	0.54
2:B:45:PRO:HG2	2:B:48:VAL:HB	1.89	0.54
2:C:725:PHE:HB3	2:C:730:LEU:HD12	1.90	0.54
2:F:178:ASP:OD2	2:F:323:MET:N	2.40	0.54
2:N:7:ASN:HD21	2:N:304:THR:HG21	1.72	0.54
1:O:290:VAL:HA	1:O:293:LEU:HD12	1.90	0.54
1:O:581:ARG:HH21	1:O:923:VAL:HG22	1.73	0.54
1:O:614:ASN:OD1	1:O:615:ASN:N	2.40	0.54
1:A:372:LEU:HA	1:A:379:LEU:HD11	1.88	0.54
2:C:58:GLN:NE2	2:D:672:TYR:O	2.40	0.54
2:D:158:SER:O	2:D:337:ARG:NH2	2.40	0.54
2:D:260:ILE:HG22	2:D:262:ASP:H	1.73	0.54
2:D:561:VAL:HG11	2:D:607:PHE:CD2	2.42	0.54
2:E:511:ARG:NH1	2:E:515:ASP:OD2	2.40	0.54
2:M:481:CYS:SG	2:M:519:PHE:HB3	2.48	0.54
1:O:173:LYS:HB2	1:O:176:TYR:CD2	2.43	0.54
1:Q:49:ILE:HG22	1:Q:214:LYS:HE2	1.90	0.54
1:Q:227:PHE:HD2	1:Q:260:LEU:HD13	1.73	0.54
1:R:654:THR:CG2	1:S:461:ASN:CB	2.86	0.54
1:T:265:GLN:HB2	1:T:290:VAL:HG13	1.89	0.54
1:A:599:LEU:HD13	1:A:911:GLN:CD	2.27	0.54
2:B:19:SER:O	2:B:290:ARG:NH1	2.41	0.54

Continued on next page...

Continued from previous page...

Atom-1	Atom-2	Interatomic distance (Å)	Clash overlap (Å)
2:E:278:GLU:OE1	2:E:281:ARG:NH2	2.41	0.54
2:I:443:LYS:NZ	2:I:615:GLU:OE2	2.41	0.54
2:M:142:TYR:HE2	2:M:787:ASN:HD22	1.56	0.54
1:P:740:ARG:HB2	1:P:785:ALA:HB1	1.90	0.54
2:C:191:LEU:HD11	2:C:308:GLN:HB3	1.88	0.54
2:J:214:ILE:HG12	2:J:291:LEU:HD22	1.90	0.54
2:L:527:ARG:NH2	2:L:704:GLU:OE2	2.34	0.54
2:M:223:GLN:NE2	2:M:259:PRO:HD3	2.23	0.54
2:M:654:LYS:HA	2:M:657:LYS:NZ	2.23	0.54
1:O:485:GLN:O	1:O:489:ASN:ND2	2.41	0.54
1:O:834:THR:HG21	1:O:836:LYS:HE2	1.88	0.54
1:P:34:GLN:HE22	1:P:310:LEU:HB3	1.73	0.54
1:P:502:LEU:HB3	1:P:550:TRP:HZ3	1.73	0.54
1:Q:69:ARG:NH2	1:Q:242:ASN:OD1	2.40	0.54
1:Q:748:VAL:HG12	1:Q:811:VAL:HG13	1.89	0.54
1:S:554:CYS:SG	1:S:571:LEU:CD2	2.96	0.54
1:T:304:VAL:HA	1:T:307:ARG:HG2	1.90	0.54
2:C:150:GLU:HB2	2:C:757:LEU:HD22	1.89	0.54
2:C:614:ALA:HB2	2:C:660:LEU:HD13	1.89	0.54
2:E:152:HIS:CD2	2:E:356:ARG:HG3	2.43	0.54
2:G:152:HIS:CG	2:G:748:ASP:HB3	2.42	0.54
1:P:165:HIS:O	1:P:168:THR:OG1	2.25	0.54
1:Q:255:ARG:NH2	1:Q:259:GLN:OE1	2.40	0.54
1:Q:381:GLN:HE22	1:Q:424:SER:HB2	1.73	0.54
1:R:319:GLU:HB3	1:R:322:LYS:HB3	1.90	0.54
1:S:86:ILE:HD11	1:S:251:THR:HB	1.90	0.54
1:S:303:PRO:HB2	1:S:306:LYS:HG2	1.89	0.54
1:S:512:ASN:O	1:S:516:THR:OG1	2.24	0.54
2:C:543:ARG:HH22	2:C:717:ARG:H	1.55	0.53
2:J:154:HIS:O	2:J:337:ARG:NH1	2.41	0.53
2:M:435:HIS:HB2	2:M:479:LEU:HD11	1.89	0.53
2:M:622:GLU:OE1	2:M:623:LEU:N	2.41	0.53
1:O:839:HIS:HB3	1:O:842:PHE:HB3	1.89	0.53
1:P:277:GLU:OE1	1:P:286:ARG:NH1	2.41	0.53
1:A:239:LYS:HG2	1:T:114:LYS:HG2	1.89	0.53
1:A:320:LYS:HD3	1:A:345:ARG:HH21	1.73	0.53
1:A:764:ARG:O	1:A:863:CYS:N	2.33	0.53
2:D:146:GLU:OE2	2:D:149:HIS:NE2	2.36	0.53
2:J:84:GLU:HG3	2:J:89:LYS:HB2	1.89	0.53
2:J:527:ARG:HG2	2:J:702:ALA:HB3	1.90	0.53
1:O:879:ASP:OD2	1:O:885:LYS:NZ	2.41	0.53

Continued on next page...

Continued from previous page...

Atom-1	Atom-2	Interatomic distance (Å)	Clash overlap (Å)
1:P:656:ILE:HD12	1:P:656:ILE:H	1.70	0.53
1:S:112:PRO:HB3	1:S:121:ILE:HD11	1.90	0.53
1:A:163:GLY:HA3	1:A:196:LEU:HD13	1.89	0.53
2:C:416:LEU:HD21	2:C:418:LEU:HG	1.89	0.53
2:K:155:LEU:HD23	2:K:337:ARG:HD2	1.90	0.53
2:M:770:ARG:HH11	2:M:770:ARG:HG3	1.73	0.53
2:C:690:GLN:HA	2:C:693:MET:HG3	1.89	0.53
2:D:534:ILE:HG21	2:D:692:VAL:HG11	1.90	0.53
2:E:63:ARG:HB2	2:E:65:MET:HG2	1.90	0.53
2:I:116:VAL:HG21	2:I:277:LEU:HB2	1.90	0.53
2:K:362:ASP:HB3	2:K:365:LYS:HB2	1.91	0.53
1:O:104:ILE:HG12	1:O:215:ALA:HB3	1.91	0.53
1:A:579:LYS:NZ	1:O:750:ASP:O	2.36	0.53
2:N:130:TRP:HE1	2:N:340:HIS:HA	1.73	0.53
2:N:547:LEU:HD12	2:N:677:LEU:HB3	1.90	0.53
1:Q:93:LEU:HD22	1:Q:106:CYS:HB3	1.91	0.53
1:A:593:ILE:HD11	1:O:806:LEU:HD13	1.91	0.53
2:C:569:SER:HB3	2:F:575:ARG:HG2	1.90	0.53
2:D:9:THR:HG22	2:D:301:GLN:HE21	1.73	0.53
2:E:150:GLU:OE2	2:E:747:SER:N	2.34	0.53
2:E:211:ALA:HB2	2:E:298:ILE:HG21	1.90	0.53
2:N:6:LEU:O	2:N:300:ASN:ND2	2.32	0.53
1:O:448:LYS:O	1:O:452:THR:N	2.40	0.53
1:P:652:GLN:HG2	1:Q:789:GLU:OE2	2.09	0.53
1:Q:856:PHE:HA	1:Q:861:ILE:HD11	1.90	0.53
1:T:501:LEU:HD13	1:T:737:VAL:HG23	1.91	0.53
2:F:55:TYR:HD1	2:F:58:GLN:HE21	1.56	0.53
2:L:228:PRO:O	2:L:229:GLU:HG3	2.09	0.53
1:O:259:GLN:OE1	1:O:262:ARG:NH2	2.42	0.53
1:R:234:LEU:HD12	1:R:261:ILE:HD11	1.91	0.53
2:C:162:GLU:OE2	2:C:299:GLN:NE2	2.42	0.53
2:C:453:LEU:HA	2:C:459:LEU:HD23	1.91	0.53
2:D:563:ILE:HG12	2:D:688:LEU:HD11	1.89	0.53
2:E:719:VAL:HG11	2:E:763:HIS:HE1	1.74	0.53
2:E:756:ASP:OD1	2:E:757:LEU:N	2.41	0.53
2:F:143:ILE:HG12	2:F:148:LEU:HD21	1.90	0.53
2:G:12:LEU:HD12	2:G:297:LEU:HB3	1.89	0.53
2:I:148:LEU:HB3	2:I:757:LEU:HD23	1.91	0.53
2:M:554:GLU:HB3	2:M:669:ARG:HB3	1.90	0.53
1:O:14:ILE:HB	1:O:328:ILE:HG12	1.89	0.53
1:Q:217:LEU:HD13	1:Q:247:VAL:HG13	1.89	0.53

Continued on next page...

Continued from previous page...

Atom-1	Atom-2	Interatomic distance (Å)	Clash overlap (Å)
1:S:170:LYS:CD	1:S:171:GLU:OE2	2.57	0.53
1:S:569:VAL:HG13	1:S:569:VAL:O	2.09	0.53
1:S:573:MET:SD	1:S:619:PHE:CD1	3.02	0.53
2:E:111:ILE:HG21	2:E:128:PHE:CD2	2.43	0.53
1:Q:206:ARG:O	1:Q:210:ILE:HG12	2.09	0.53
1:S:597:ASN:O	1:S:601:LYS:N	2.36	0.53
2:D:176:LEU:HD12	2:D:179:PHE:HB3	1.91	0.53
2:I:501:GLU:OE2	2:I:530:HIS:ND1	2.42	0.53
2:I:533:ALA:O	2:I:689:GLN:NE2	2.42	0.53
2:J:5:LEU:HD22	2:J:72:ILE:HD11	1.91	0.53
2:L:693:MET:HB3	2:L:739:VAL:HB	1.92	0.53
1:O:766:ALA:HB1	1:O:812:THR:HB	1.90	0.53
1:R:330:VAL:HG13	1:R:344:VAL:HG12	1.90	0.53
1:A:455:LYS:HD2	1:A:532:ILE:HG12	1.90	0.52
2:C:527:ARG:NH1	2:C:744:CYS:SG	2.82	0.52
2:G:501:GLU:HG3	2:G:532:THR:HB	1.91	0.52
2:G:530:HIS:NE2	2:G:748:ASP:OD2	2.40	0.52
2:N:356:ARG:HD3	2:N:419:VAL:HB	1.91	0.52
2:N:356:ARG:NH1	2:N:467:ASP:OD2	2.42	0.52
1:O:130:ASN:HD22	1:P:181:LEU:CG	2.22	0.52
1:O:152:GLN:O	1:O:156:HIS:ND1	2.26	0.52
1:O:278:LYS:O	1:O:278:LYS:HG2	2.09	0.52
1:O:337:GLN:HB2	1:O:339:ILE:HG12	1.90	0.52
1:T:75:ASP:O	1:T:310:LEU:N	2.40	0.52
1:A:439:HIS:HD2	1:O:314:LEU:HD23	1.73	0.52
1:A:888:SER:OG	1:A:889:ASP:N	2.42	0.52
2:F:791:ARG:O	2:F:794:ARG:NH1	2.36	0.52
2:G:356:ARG:NH1	2:G:467:ASP:OD2	2.42	0.52
2:K:381:LEU:HD12	2:K:385:MET:HG3	1.92	0.52
1:Q:117:ARG:HH22	1:Q:229:ALA:HB2	1.74	0.52
1:R:594:ASP:OD1	1:R:594:ASP:N	2.42	0.52
2:B:9:THR:HG21	2:B:196:ASP:HB2	1.91	0.52
2:B:575:ARG:HD2	2:D:569:SER:HB3	1.91	0.52
2:F:116:VAL:O	2:F:281:ARG:NH2	2.36	0.52
2:J:58:GLN:NE2	2:K:672:TYR:O	2.42	0.52
2:K:149:HIS:CE1	2:K:791:ARG:HB2	2.44	0.52
2:K:285:PRO:HG2	2:K:288:LEU:HB2	1.92	0.52
2:L:176:LEU:HD22	2:L:205:LYS:HG3	1.91	0.52
1:P:758:ARG:HA	1:P:927:TYR:HB3	1.92	0.52
1:S:733:LEU:O	1:S:737:VAL:HG13	2.09	0.52
1:T:318:GLY:O	1:T:345:ARG:NH1	2.43	0.52

Continued on next page...

Continued from previous page...

Atom-1	Atom-2	Interatomic distance (Å)	Clash overlap (Å)
2:K:153:GLN:O	2:K:356:ARG:N	2.40	0.52
2:K:570:HIS:HE1	2:K:687:ALA:HB1	1.74	0.52
2:L:529:GLY:HA2	2:L:704:GLU:HB2	1.92	0.52
1:O:846:ILE:HD11	1:O:881:ILE:HG21	1.92	0.52
1:A:527:LYS:HA	1:A:530:GLN:HG2	1.92	0.52
2:C:659:TRP:HA	2:C:665:VAL:HG11	1.91	0.52
2:D:489:LYS:HE3	2:D:632:LEU:HD12	1.90	0.52
1:P:552:ASN:ND2	1:P:653:THR:HG21	2.24	0.52
1:P:856:PHE:HB2	1:P:887:LEU:HD11	1.92	0.52
1:Q:540:SER:HA	1:Q:543:ARG:CZ	2.39	0.52
1:Q:910:PHE:HD2	1:Q:915:THR:HG22	1.75	0.52
1:R:347:ALA:O	1:R:387:TYR:OH	2.27	0.52
1:T:452:THR:HA	1:T:455:LYS:HD3	1.90	0.52
2:E:410:HIS:CE1	2:E:412:LYS:HB2	2.44	0.52
2:F:729:GLY:HA2	2:F:734:ALA:HB2	1.91	0.52
2:L:581:ALA:HB1	2:L:600:ILE:HG12	1.92	0.52
2:N:207:ARG:HB3	2:N:298:ILE:HD11	1.92	0.52
1:O:162:ARG:O	1:O:165:HIS:NE2	2.42	0.52
1:P:277:GLU:HB2	1:P:286:ARG:HH12	1.74	0.52
1:Q:73:PHE:HE2	1:Q:254:LEU:HB2	1.75	0.52
1:T:612:ALA:HB1	1:T:616:LEU:HD13	1.91	0.52
1:T:886:LEU:O	1:T:912:ASN:ND2	2.43	0.52
1:A:608:LEU:HA	1:A:620:CYS:HA	1.91	0.52
2:C:155:LEU:O	2:C:337:ARG:NH1	2.42	0.52
2:C:311:ASP:OD2	2:C:712:ARG:NH1	2.42	0.52
2:F:464:ARG:HH21	2:F:494:HIS:CE1	2.28	0.52
2:G:6:LEU:O	2:G:300:ASN:ND2	2.39	0.52
1:O:535:TYR:O	1:O:539:MET:HB2	2.10	0.52
1:P:816:GLU:HA	1:P:819:LYS:HE2	1.91	0.52
1:R:497:PHE:O	1:R:501:LEU:N	2.39	0.52
1:R:540:SER:HA	1:R:543:ARG:HH11	1.74	0.52
2:C:7:ASN:HD22	2:C:104:ARG:HG3	1.75	0.52
2:M:650:LYS:HG3	2:M:654:LYS:HZ1	1.75	0.52
1:P:513:GLN:OE1	1:P:742:TYR:OH	2.28	0.52
1:R:234:LEU:HD11	1:R:257:TYR:HD2	1.75	0.52
1:T:78:ARG:NH2	1:T:255:ARG:HH22	2.08	0.52
1:T:564:ASP:N	1:T:564:ASP:OD1	2.43	0.52
2:B:466:VAL:HG21	2:B:487:LEU:HD13	1.91	0.52
2:D:425:ARG:H	2:D:438:LEU:HD13	1.74	0.52
2:I:501:GLU:OE1	2:I:501:GLU:N	2.43	0.52
2:J:517:LEU:HD13	2:J:695:LYS:HG3	1.91	0.52

Continued on next page...

Continued from previous page...

Atom-1	Atom-2	Interatomic distance (Å)	Clash overlap (Å)
2:M:510:ILE:HG21	2:M:688:LEU:HB3	1.92	0.52
1:O:353:ARG:O	1:O:358:LEU:N	2.40	0.52
1:R:159:GLN:OE1	1:R:189:TYR:OH	2.27	0.52
1:T:807:ARG:HG3	1:T:820:LYS:HE3	1.92	0.52
1:A:740:ARG:HH21	1:T:652:GLN:HB3	1.75	0.52
2:B:342:HIS:ND1	2:B:348:SER:CB	2.73	0.52
2:B:690:GLN:HA	2:B:693:MET:HG3	1.92	0.52
2:K:157:GLY:O	2:K:337:ARG:NH2	2.43	0.52
2:L:435:HIS:HD2	2:L:438:LEU:HD23	1.75	0.52
2:N:424:LYS:HB2	2:N:470:ALA:HB3	1.92	0.52
1:O:226:GLN:HA	1:P:268:ASN:HD21	1.75	0.52
1:O:581:ARG:HE	1:O:923:VAL:HG22	1.75	0.52
1:Q:224:ASP:HB3	1:Q:256:LEU:HG	1.92	0.52
1:Q:444:ASP:N	1:Q:444:ASP:OD1	2.43	0.52
1:R:843:PHE:O	1:R:847:SER:OG	2.25	0.52
1:S:914:ILE:HG21	1:S:917:LEU:HB2	1.92	0.52
1:T:613:SER:HB3	1:T:656:ILE:HA	1.91	0.52
1:T:846:ILE:O	1:T:852:HIS:NE2	2.40	0.52
1:A:172:TYR:H	1:T:118:HIS:HB3	1.74	0.51
1:A:454:VAL:HG11	1:A:508:VAL:HG21	1.92	0.51
2:F:730:LEU:HD11	2:F:768:LEU:HD22	1.92	0.51
2:I:216:GLU:OE2	2:I:263:LYS:NZ	2.38	0.51
2:K:613:LEU:HG	2:K:615:GLU:H	1.73	0.51
2:M:748:ASP:OD1	2:M:749:ASP:N	2.38	0.51
1:O:448:LYS:HB2	1:O:542:GLY:HA3	1.91	0.51
1:P:510:ILE:HD11	1:P:558:VAL:HG12	1.92	0.51
1:R:235:GLU:OE1	1:R:238:ARG:NH1	2.43	0.51
1:A:861:ILE:HG21	1:A:896:THR:HG22	1.93	0.51
2:D:797:ASP:OD1	2:D:798:VAL:N	2.42	0.51
2:I:716:TYR:OH	2:I:723:HIS:ND1	2.34	0.51
2:J:27:GLU:OE2	2:K:186:GLN:NE2	2.41	0.51
2:J:99:GLN:HG3	2:J:763:HIS:ND1	2.25	0.51
2:M:356:ARG:HD3	2:M:419:VAL:HB	1.92	0.51
2:N:91:ASP:OD2	2:N:93:PRO:HD2	2.10	0.51
2:N:213:ASN:ND2	2:N:240:LEU:O	2.43	0.51
1:R:415:ASN:HA	1:R:418:ARG:HH11	1.75	0.51
1:S:106:CYS:HA	1:S:217:LEU:HB3	1.91	0.51
1:T:329:LYS:HE3	1:T:341:ALA:HB3	1.93	0.51
2:G:523:ARG:N	2:G:526:ASP:OD2	2.44	0.51
2:M:165:TRP:HB2	2:M:303:LEU:HD21	1.93	0.51
2:M:221:VAL:HG21	2:M:288:LEU:HD13	1.91	0.51

Continued on next page...

Continued from previous page...

Atom-1	Atom-2	Interatomic distance (Å)	Clash overlap (Å)
2:N:148:LEU:HD13	2:N:757:LEU:HG	1.93	0.51
1:O:227:PHE:HB2	1:O:260:LEU:HD12	1.92	0.51
1:P:854:PHE:CE1	1:P:914:ILE:HG13	2.45	0.51
2:D:612:LEU:HD11	2:D:643:LEU:HD11	1.91	0.51
2:G:789:ASN:HA	2:G:792:ILE:HB	1.93	0.51
2:J:60:ILE:HD12	2:J:71:ALA:HB1	1.91	0.51
2:K:167:ASP:HA	2:K:170:LYS:HE2	1.92	0.51
2:L:77:ALA:HB1	2:L:114:HIS:HB2	1.92	0.51
2:L:752:ILE:HD11	2:L:755:ALA:HB2	1.92	0.51
1:O:114:LYS:HD3	1:P:239:LYS:HG2	1.92	0.51
1:P:928:ASP:OD1	1:P:929:LYS:N	2.43	0.51
1:R:539:MET:HA	1:R:553:ARG:HG2	1.92	0.51
1:T:765:MET:HB2	1:T:768:GLN:HG3	1.92	0.51
2:C:5:LEU:HD22	2:C:293:TRP:HZ2	1.75	0.51
2:D:686:VAL:O	2:D:690:GLN:HG2	2.11	0.51
2:D:789:ASN:HD22	2:D:792:ILE:HG13	1.75	0.51
2:F:394:PRO:HB3	2:F:399:GLN:HB2	1.92	0.51
2:F:435:HIS:CD2	2:F:475:ALA:HB2	2.46	0.51
2:K:379:GLU:O	2:K:382:SER:OG	2.28	0.51
1:O:563:ASN:ND2	1:O:569:VAL:O	2.44	0.51
1:Q:524:ASP:HB3	1:Q:527:LYS:HB3	1.93	0.51
1:S:237:ILE:HG22	1:S:301:LEU:HD11	1.93	0.51
1:A:289:MET:SD	1:T:255:ARG:NE	2.67	0.51
2:C:215:ARG:NH2	2:C:268:SER:OG	2.44	0.51
2:D:792:ILE:HA	2:N:141:ASP:OD2	2.11	0.51
2:F:556:ARG:HH22	2:F:679:TYR:HE2	1.59	0.51
2:F:680:LEU:HB3	2:F:684:ALA:HB3	1.92	0.51
2:I:527:ARG:HG2	2:I:702:ALA:HB3	1.93	0.51
2:J:689:GLN:O	2:J:693:MET:HG3	2.11	0.51
2:K:145:ARG:HE	2:L:791:ARG:HH21	1.58	0.51
2:L:572:GLU:HG2	2:L:573:LEU:HD12	1.92	0.51
2:M:533:ALA:O	2:M:689:GLN:NE2	2.44	0.51
1:O:202:GLU:HA	1:O:205:LYS:HG2	1.91	0.51
1:O:443:MET:HE3	1:O:496:LYS:HD3	1.92	0.51
1:O:538:TYR:CE2	1:O:539:MET:SD	3.04	0.51
1:T:136:LYS:NZ	1:T:140:TYR:OH	2.43	0.51
1:T:857:PRO:HA	1:T:913:THR:HG23	1.92	0.51
1:A:166:LEU:HD21	1:T:116:PRO:HD3	1.93	0.51
2:B:554:GLU:HB2	2:B:669:ARG:HB3	1.93	0.51
2:F:309:ARG:NH1	2:F:309:ARG:O	2.40	0.51
2:F:347:TYR:OH	2:K:409:PRO:O	2.21	0.51

Continued on next page...

Continued from previous page...

Atom-1	Atom-2	Interatomic distance (Å)	Clash overlap (Å)
2:F:451:ASP:OD1	2:F:452:MET:N	2.44	0.51
2:J:451:ASP:OD1	2:J:452:MET:N	2.43	0.51
2:K:690:GLN:NE2	2:K:736:GLU:O	2.44	0.51
2:L:152:HIS:CD2	2:L:356:ARG:HD3	2.46	0.51
2:M:707:PRO:HG3	2:M:747:SER:HA	1.93	0.51
2:N:85:LYS:HD3	2:N:135:TYR:CZ	2.46	0.51
1:O:789:GLU:OE1	1:O:789:GLU:N	2.42	0.51
1:O:828:LEU:HD21	1:O:838:THR:HG21	1.92	0.51
1:P:490:CYS:HB3	1:P:729:PRO:HG2	1.93	0.51
1:P:647:ASN:ND2	1:Q:806:LEU:HA	2.26	0.51
1:P:765:MET:HB3	1:P:768:GLN:HG3	1.92	0.51
1:P:786:VAL:O	1:P:790:GLU:HB3	2.11	0.51
1:T:861:ILE:HG13	1:T:895:LEU:HD21	1.92	0.51
2:B:360:LYS:HB2	2:B:366:MET:HB2	1.92	0.51
2:B:649:MET:HG2	2:B:650:LYS:H	1.76	0.51
2:C:666:ARG:HD2	2:C:669:ARG:HH21	1.75	0.51
2:J:5:LEU:HD11	2:J:53:TRP:HZ3	1.76	0.51
2:K:88:PRO:HG3	2:K:126:TYR:CZ	2.46	0.51
2:N:108:LEU:HD21	2:N:269:GLU:HG2	1.93	0.51
1:R:227:PHE:HZ	1:S:269:TYR:HD1	1.59	0.51
1:S:116:PRO:HG2	1:S:119:GLU:HB2	1.92	0.51
1:T:815:ASP:OD1	1:T:815:ASP:N	2.42	0.51
1:A:716:TRP:HZ2	1:A:844:LEU:HA	1.75	0.51
2:F:705:CYS:SG	2:F:724:ILE:HD12	2.51	0.51
2:G:346:VAL:O	2:G:384:HIS:NE2	2.31	0.51
2:K:207:ARG:NH1	2:K:301:GLN:OE1	2.44	0.51
2:L:745:LEU:HG	2:L:757:LEU:HD11	1.92	0.51
2:M:303:LEU:HB3	2:M:753:PHE:CE1	2.45	0.51
2:N:506:LEU:HD13	2:N:536:ILE:HD11	1.91	0.51
1:O:208:CYS:HB2	1:O:245:LYS:HZ3	1.76	0.51
1:O:256:LEU:HD11	1:P:293:LEU:HD21	1.92	0.51
1:R:163:GLY:HA2	1:R:166:LEU:HB2	1.93	0.51
1:S:14:ILE:HB	1:S:328:ILE:HG12	1.92	0.51
1:A:784:HIS:ND1	1:A:810:PRO:HD3	2.26	0.51
2:B:424:LYS:HG2	2:B:470:ALA:HB3	1.93	0.51
2:D:788:GLU:OE2	2:D:791:ARG:NH2	2.44	0.51
2:G:642:GLU:O	2:G:646:THR:HG23	2.11	0.51
2:K:111:ILE:HG22	2:K:270:PHE:HE1	1.76	0.51
2:M:93:PRO:HA	2:M:770:ARG:NH1	2.26	0.51
1:R:454:VAL:HG23	1:R:463:GLY:HA3	1.92	0.51
1:R:570:PHE:N	1:R:573:MET:O	2.32	0.51

Continued on next page...

Continued from previous page...

Atom-1	Atom-2	Interatomic distance (Å)	Clash overlap (Å)
1:T:418:ARG:NH2	1:T:485:GLN:OE1	2.44	0.51
1:A:750:ASP:OD2	1:T:615:ASN:CB	2.59	0.50
1:A:868:LEU:HD11	1:A:896:THR:HB	1.92	0.50
2:F:370:LEU:HD11	2:F:463:ILE:HD11	1.93	0.50
2:G:18:VAL:HG11	2:G:25:LEU:HD21	1.92	0.50
2:G:19:SER:O	2:G:290:ARG:NH1	2.45	0.50
2:G:717:ARG:HD2	2:I:543:ARG:HG2	1.93	0.50
2:J:450:MET:HE2	2:J:450:MET:HA	1.93	0.50
2:L:426:LYS:HA	2:L:474:HIS:CD2	2.43	0.50
2:N:527:ARG:HG2	2:N:702:ALA:HB3	1.92	0.50
1:O:888:SER:O	1:O:892:TRP:NE1	2.44	0.50
1:P:762:HIS:ND1	1:P:762:HIS:O	2.44	0.50
1:S:570:PHE:CD1	1:S:617:MET:CE	2.94	0.50
1:S:576:LEU:HD22	1:S:920:SER:HB2	1.93	0.50
2:C:213:ASN:ND2	2:C:240:LEU:O	2.44	0.50
2:D:464:ARG:O	2:D:494:HIS:HB2	2.11	0.50
2:J:719:VAL:HG21	2:J:763:HIS:HE2	1.75	0.50
2:K:150:GLU:OE1	2:K:151:THR:N	2.43	0.50
1:O:19:PHE:CE2	1:O:334:PRO:HD3	2.46	0.50
1:O:372:LEU:HA	1:O:379:LEU:HD22	1.93	0.50
1:P:77:THR:HB	1:P:80:ALA:HB3	1.93	0.50
1:P:465:TYR:HH	1:P:739:SER:HG	1.51	0.50
1:Q:552:ASN:OD1	1:Q:553:ARG:N	2.44	0.50
1:T:196:LEU:HB3	1:T:240:PHE:HE1	1.75	0.50
1:A:489:ASN:HB3	1:A:496:LYS:HE3	1.93	0.50
2:B:149:HIS:CE1	2:B:791:ARG:HD3	2.46	0.50
2:B:727:TRP:HB3	2:B:743:ILE:HD11	1.92	0.50
2:C:641:ARG:HH12	2:C:657:LYS:NZ	2.09	0.50
2:F:356:ARG:HB3	2:F:421:HIS:HD2	1.77	0.50
2:J:261:ASP:OD1	2:J:262:ASP:N	2.44	0.50
2:J:349:GLN:HG3	2:J:350:VAL:HG23	1.92	0.50
2:L:215:ARG:NH2	2:L:263:LYS:O	2.44	0.50
2:L:396:THR:O	2:L:400:VAL:HG23	2.12	0.50
2:L:424:LYS:HB3	2:L:470:ALA:HB3	1.92	0.50
2:M:18:VAL:HG11	2:M:25:LEU:HD11	1.93	0.50
1:Q:863:CYS:HB3	1:Q:868:LEU:HD22	1.94	0.50
1:S:18:LEU:HD13	1:S:384:GLN:HA	1.93	0.50
1:A:359:ARG:NH2	1:A:791:SER:O	2.31	0.50
2:J:396:THR:O	2:J:400:VAL:HG23	2.12	0.50
2:K:425:ARG:H	2:K:438:LEU:HD12	1.75	0.50
2:L:422:PHE:N	2:L:467:ASP:O	2.39	0.50

Continued on next page...

Continued from previous page...

Atom-1	Atom-2	Interatomic distance (Å)	Clash overlap (Å)
2:N:330:THR:O	2:N:372:SER:HB2	2.12	0.50
2:N:662:SER:HB3	2:N:665:VAL:HB	1.93	0.50
1:O:161:GLN:OE1	1:P:178:SER:OG	2.28	0.50
1:Q:859:GLY:HA3	1:Q:918:ASN:HD22	1.76	0.50
1:T:237:ILE:HA	1:T:241:PHE:HB2	1.92	0.50
1:T:914:ILE:HB	1:T:917:LEU:HB2	1.93	0.50
1:A:235:GLU:OE2	1:A:297:TYR:OH	2.27	0.50
2:D:228:PRO:O	2:D:229:GLU:HG2	2.12	0.50
2:E:221:VAL:HG21	2:E:288:LEU:HD13	1.94	0.50
2:I:548:SER:OG	2:I:674:GLU:OE1	2.29	0.50
1:O:426:LEU:HD13	1:P:254:LEU:HD11	1.94	0.50
1:S:121:ILE:HG13	1:S:233:VAL:HG22	1.94	0.50
1:S:318:GLY:O	1:S:345:ARG:NH1	2.33	0.50
2:D:152:HIS:CG	2:D:748:ASP:HB3	2.46	0.50
2:D:446:ALA:O	2:D:450:MET:HG2	2.11	0.50
2:E:222:ALA:O	2:E:279:LYS:NZ	2.43	0.50
2:G:663:ASP:OD1	2:G:663:ASP:N	2.44	0.50
2:M:147:CYS:HB2	2:M:351:ARG:HB2	1.93	0.50
1:O:654:THR:HG23	1:O:654:THR:O	2.12	0.50
1:P:162:ARG:NH2	1:P:180:ALA:CA	2.75	0.50
1:S:755:ARG:NH1	1:S:766:ALA:O	2.45	0.50
1:A:316:LEU:HD22	1:A:326:GLU:OE1	2.12	0.50
2:I:210:ILE:HA	2:I:213:ASN:HD22	1.76	0.50
2:K:138:THR:HG22	2:K:780:LEU:HD22	1.92	0.50
2:M:756:ASP:OD1	2:M:757:LEU:N	2.43	0.50
2:N:141:ASP:OD1	2:N:142:TYR:N	2.45	0.50
1:O:468:PRO:O	1:O:476:ARG:HG3	2.12	0.50
1:O:553:ARG:NH1	1:O:654:THR:O	2.44	0.50
1:P:319:GLU:HB2	1:P:322:LYS:HB2	1.94	0.50
1:P:588:TYR:HB3	1:P:921:THR:HG22	1.93	0.50
1:A:567:ILE:HG22	1:A:569:VAL:HG12	1.94	0.50
2:I:160:SER:HB2	2:I:754:ALA:HA	1.94	0.50
2:I:604:ASP:O	2:I:608:GLU:HG2	2.12	0.50
2:I:662:SER:HB2	2:I:665:VAL:HB	1.94	0.50
2:J:530:HIS:NE2	2:J:748:ASP:OD2	2.39	0.50
1:P:858:VAL:HG13	1:P:913:THR:HG21	1.93	0.50
1:R:318:GLY:O	1:R:345:ARG:NH1	2.45	0.50
2:D:360:LYS:N	2:D:366:MET:SD	2.73	0.50
2:F:141:ASP:OD1	2:K:794:ARG:NH1	2.43	0.50
2:K:487:LEU:HB3	2:K:492:ILE:HG13	1.93	0.50
2:M:625:GLU:OE2	2:M:628:LYS:NZ	2.44	0.50

Continued on next page...

Continued from previous page...

Atom-1	Atom-2	Interatomic distance (Å)	Clash overlap (Å)
1:O:610:THR:O	1:O:655:CYS:SG	2.67	0.50
1:P:423:GLY:HA2	1:P:426:LEU:HB2	1.93	0.50
1:P:471:GLU:O	1:P:476:ARG:NH2	2.45	0.50
1:R:727:ILE:HG12	1:R:729:PRO:HD3	1.93	0.50
1:T:277:GLU:OE1	1:T:282:ARG:HD2	2.12	0.50
1:A:251:THR:O	1:A:257:TYR:OH	2.27	0.49
2:E:493:ALA:HB1	2:I:85:LYS:HA	1.93	0.49
2:I:160:SER:OG	2:I:163:GLU:OE1	2.27	0.49
2:K:3:ARG:HD3	2:K:104:ARG:HG3	1.94	0.49
2:K:80:PHE:HD2	2:K:98:TRP:HB2	1.77	0.49
2:L:70:VAL:HG23	2:L:277:LEU:HD22	1.94	0.49
2:L:228:PRO:HB2	2:L:230:TRP:NE1	2.27	0.49
2:M:452:MET:O	2:M:455:SER:OG	2.29	0.49
2:N:710:ASN:ND2	2:N:749:ASP:O	2.45	0.49
1:O:103:ASN:OD1	1:O:105:LYS:NZ	2.39	0.49
1:P:32:LEU:HD22	1:P:38:ARG:HH11	1.77	0.49
1:P:348:ILE:HG22	1:P:383:LEU:HD13	1.93	0.49
1:S:776:ARG:NE	1:S:855:ILE:O	2.43	0.49
1:S:928:ASP:OD1	1:S:929:LYS:N	2.45	0.49
1:A:71:VAL:HG22	1:A:248:VAL:HB	1.94	0.49
1:A:192:GLY:HA3	1:T:128:ARG:HA	1.92	0.49
2:E:791:ARG:HH12	2:I:145:ARG:HH11	1.60	0.49
2:F:690:GLN:NE2	2:F:736:GLU:O	2.44	0.49
2:G:424:LYS:HD3	2:G:480:PHE:HZ	1.77	0.49
2:I:366:MET:HG3	2:I:448:ILE:HG21	1.94	0.49
2:J:647:THR:HA	2:N:590:LYS:HE2	1.94	0.49
2:K:6:LEU:O	2:K:300:ASN:ND2	2.25	0.49
2:N:183:TRP:O	2:N:189:LYS:NZ	2.42	0.49
1:Q:114:LYS:O	1:Q:115:LEU:HD12	2.12	0.49
1:Q:446:LEU:HD21	1:Q:486:VAL:HG22	1.94	0.49
1:T:616:LEU:N	1:T:616:LEU:CD2	2.73	0.49
1:T:750:ASP:HA	1:T:753:LYS:HE3	1.94	0.49
1:A:764:ARG:HB3	1:A:863:CYS:HB2	1.92	0.49
2:C:617:GLU:O	2:C:657:LYS:NZ	2.35	0.49
2:E:572:GLU:HG2	2:E:573:LEU:HG	1.93	0.49
2:M:83:ASN:HD21	2:M:120:GLY:HA2	1.77	0.49
2:N:200:THR:H	2:N:203:ILE:HB	1.77	0.49
1:O:237:ILE:HA	1:O:241:PHE:HD2	1.76	0.49
1:P:431:ARG:HA	1:R:282:ARG:HH12	1.76	0.49
1:P:788:VAL:HG23	1:P:802:ILE:HG21	1.93	0.49
1:R:223:ILE:HD12	1:R:227:PHE:HB2	1.94	0.49

Continued on next page...

Continued from previous page...

Atom-1	Atom-2	Interatomic distance (Å)	Clash overlap (Å)
1:S:555:CYS:SG	1:S:573:MET:HE3	2.52	0.49
1:T:116:PRO:HG2	1:T:119:GLU:HB2	1.93	0.49
2:D:6:LEU:O	2:D:300:ASN:ND2	2.29	0.49
2:E:161:ALA:HB1	2:E:303:LEU:HD12	1.93	0.49
2:E:550:SER:O	2:F:51:SER:OG	2.28	0.49
2:F:464:ARG:O	2:F:494:HIS:HB2	2.12	0.49
2:I:151:THR:HA	2:I:354:GLU:OE1	2.13	0.49
2:J:285:PRO:HG2	2:J:288:LEU:HB2	1.93	0.49
2:L:155:LEU:O	2:L:337:ARG:NH2	2.45	0.49
2:N:233:SER:O	2:N:239:GLN:NE2	2.31	0.49
1:R:235:GLU:OE2	1:R:297:TYR:OH	2.28	0.49
1:S:173:LYS:HD2	1:S:176:TYR:HE2	1.78	0.49
1:S:741:PHE:O	1:S:745:LEU:HG	2.13	0.49
1:S:834:THR:OG1	1:S:837:ASN:OD1	2.30	0.49
1:A:738:TRP:O	1:A:742:TYR:N	2.44	0.49
1:A:889:ASP:N	1:A:889:ASP:OD1	2.45	0.49
2:D:138:THR:HG22	2:D:780:LEU:HD22	1.95	0.49
2:D:282:PHE:HE2	1:S:152:GLN:HG3	1.78	0.49
2:L:5:LEU:HD22	2:L:72:ILE:HG13	1.95	0.49
1:Q:93:LEU:HD21	1:Q:104:ILE:HG13	1.95	0.49
1:Q:852:HIS:HD2	1:Q:855:ILE:HD12	1.77	0.49
1:S:198:GLU:O	1:S:201:GLU:HG2	2.13	0.49
1:S:228:ASP:OD1	1:S:229:ALA:N	2.45	0.49
1:T:313:MET:HE3	1:T:376:VAL:HG22	1.93	0.49
1:A:656:ILE:HD11	1:O:460:PHE:CB	2.42	0.49
2:B:649:MET:HG2	2:B:650:LYS:N	2.28	0.49
2:C:3:ARG:NH1	2:C:100:THR:O	2.33	0.49
2:G:717:ARG:HD3	2:I:544:SER:HB3	1.95	0.49
2:J:643:LEU:O	2:J:647:THR:HG22	2.12	0.49
2:K:356:ARG:NH1	2:K:467:ASP:OD2	2.45	0.49
2:K:476:PRO:HG2	2:K:479:LEU:HB2	1.93	0.49
2:M:251:GLU:HA	1:P:186:GLN:HB2	1.94	0.49
1:O:231:TRP:HE3	1:O:260:LEU:HD21	1.77	0.49
1:O:536:VAL:HA	1:O:541:VAL:HG12	1.95	0.49
1:P:162:ARG:CZ	1:P:180:ALA:HA	2.43	0.49
1:P:426:LEU:HD22	1:Q:254:LEU:HD22	1.93	0.49
1:P:887:LEU:HB3	1:P:892:TRP:HB2	1.95	0.49
1:Q:257:TYR:O	1:Q:261:ILE:HG12	2.13	0.49
1:Q:443:MET:N	1:Q:443:MET:SD	2.85	0.49
1:Q:738:TRP:HD1	1:Q:738:TRP:O	1.96	0.49
1:T:202:GLU:N	1:T:202:GLU:OE2	2.46	0.49

Continued on next page...

Continued from previous page...

Atom-1	Atom-2	Interatomic distance (Å)	Clash overlap (Å)
1:T:378:LEU:HD21	1:T:425:MET:SD	2.52	0.49
1:T:612:ALA:CB	1:T:616:LEU:HA	2.43	0.49
1:A:78:ARG:HD3	1:O:296:GLN:HB2	1.93	0.49
1:A:656:ILE:HG12	1:O:461:ASN:CG	2.32	0.49
2:B:93:PRO:HB3	2:B:770:ARG:HH22	1.77	0.49
2:B:651:ARG:HB3	2:B:652:PRO:HD3	1.93	0.49
2:F:205:LYS:HZ3	2:F:209:GLN:HB2	1.77	0.49
2:F:228:PRO:HB2	2:F:230:TRP:CZ3	2.48	0.49
2:J:69:PRO:HD2	2:J:289:GLU:HG2	1.94	0.49
1:O:108:PRO:HB2	1:P:191:ILE:HG22	1.95	0.49
1:R:440:ARG:HH11	1:S:373:LYS:HG2	1.78	0.49
1:R:553:ARG:NH1	1:R:655:CYS:HA	2.28	0.49
1:S:254:LEU:HA	1:S:257:TYR:HB2	1.95	0.49
1:S:555:CYS:CA	1:S:558:VAL:HG22	2.42	0.49
1:A:599:LEU:CB	1:A:911:GLN:HB3	2.42	0.49
2:D:592:PHE:HB2	2:D:594:LEU:HD23	1.95	0.49
2:E:672:TYR:O	2:F:58:GLN:NE2	2.46	0.49
2:G:102:MET:HA	2:G:102:MET:HE3	1.93	0.49
2:I:481:CYS:SG	2:I:519:PHE:HB3	2.53	0.49
2:J:176:LEU:HD11	2:J:205:LYS:HB2	1.95	0.49
2:N:532:THR:HG23	2:N:723:HIS:CE1	2.48	0.49
1:Q:280:SER:HA	1:Q:283:LEU:HD23	1.94	0.49
1:Q:552:ASN:HD22	1:Q:649:VAL:HG23	1.78	0.49
1:R:720:VAL:HG22	1:R:844:LEU:HD22	1.94	0.49
1:R:842:PHE:HE2	1:R:881:ILE:HG12	1.77	0.49
1:S:446:LEU:HD21	1:S:485:GLN:HE22	1.77	0.49
1:A:858:VAL:HG12	1:A:895:LEU:HD22	1.95	0.49
2:B:99:GLN:HG3	2:B:763:HIS:ND1	2.28	0.49
2:B:674:GLU:HB2	2:N:55:TYR:CZ	2.48	0.49
2:C:785:GLU:HA	2:C:788:GLU:HG2	1.95	0.49
2:E:152:HIS:CG	2:E:748:ASP:HB3	2.48	0.49
2:F:357:PHE:HE2	2:F:418:LEU:HB3	1.78	0.49
2:G:647:THR:O	2:G:650:LYS:NZ	2.45	0.49
2:J:14:ARG:HH11	2:J:32:SER:HB2	1.77	0.49
2:M:108:LEU:HD21	2:M:269:GLU:HG2	1.93	0.49
2:M:211:ALA:HB2	2:M:298:ILE:HG21	1.95	0.49
2:N:278:GLU:OE1	2:N:281:ARG:NH2	2.37	0.49
2:N:481:CYS:SG	2:N:519:PHE:HB3	2.52	0.49
1:R:314:LEU:HA	1:R:317:VAL:HG12	1.93	0.49
1:T:30:ASP:OD1	1:T:31:ASP:N	2.46	0.49
1:T:277:GLU:O	1:T:286:ARG:NH1	2.46	0.49

Continued on next page...

Continued from previous page...

Atom-1	Atom-2	Interatomic distance (Å)	Clash overlap (Å)
1:T:771:ALA:HB3	1:T:918:ASN:HA	1.95	0.49
2:F:466:VAL:HG21	2:F:487:LEU:HD13	1.94	0.49
2:G:560:LEU:HB3	2:G:584:ALA:HB2	1.95	0.49
2:G:717:ARG:N	2:G:721:GLU:OE2	2.46	0.49
2:L:359:PRO:HG3	2:L:422:PHE:HD1	1.78	0.49
2:M:46:ASP:OD1	2:M:47:HIS:N	2.46	0.49
2:N:663:ASP:OD1	2:N:664:ASN:N	2.45	0.49
1:O:159:GLN:HA	1:O:162:ARG:HG2	1.94	0.49
1:Q:776:ARG:HD2	1:Q:860:GLY:O	2.13	0.49
1:R:438:GLN:NE2	1:S:310:LEU:O	2.45	0.49
1:R:452:THR:HA	1:R:455:LYS:HE2	1.94	0.49
1:T:196:LEU:HB3	1:T:240:PHE:CE1	2.47	0.49
1:A:72:PHE:HA	1:A:306:LYS:HB3	1.95	0.48
2:J:451:ASP:HA	2:J:454:LYS:HG2	1.94	0.48
2:L:85:LYS:HD2	2:L:135:TYR:CZ	2.49	0.48
1:R:563:ASN:HB2	1:R:567:ILE:HG22	1.94	0.48
1:S:168:THR:HG21	1:T:172:TYR:HD2	1.77	0.48
1:S:170:LYS:HE2	1:S:171:GLU:OE2	2.13	0.48
1:A:136:LYS:HG3	1:A:211:LEU:HD23	1.94	0.48
2:B:85:LYS:HD2	2:B:135:TYR:CZ	2.47	0.48
2:B:111:ILE:HG12	2:B:132:LEU:HD11	1.95	0.48
2:C:563:ILE:HG12	2:C:688:LEU:HD21	1.96	0.48
2:L:405:GLU:OE1	2:L:458:ARG:NH1	2.46	0.48
2:M:107:CYS:N	2:M:162:GLU:OE2	2.41	0.48
1:O:332:THR:OG1	1:O:333:GLU:OE1	2.26	0.48
1:O:425:MET:SD	1:O:477:ASN:HB3	2.53	0.48
1:P:857:PRO:HA	1:P:913:THR:HG23	1.95	0.48
1:Q:117:ARG:NE	1:Q:226:GLN:OE1	2.46	0.48
1:Q:810:PRO:HB3	1:Q:816:GLU:HB2	1.96	0.48
1:R:414:PRO:HB2	1:R:488:GLU:HB2	1.95	0.48
1:R:762:HIS:ND1	1:R:762:HIS:O	2.46	0.48
1:S:122:LEU:HA	1:S:125:VAL:HG12	1.96	0.48
1:S:277:GLU:HB3	1:S:286:ARG:HH22	1.78	0.48
2:C:25:LEU:HD11	2:C:290:ARG:CZ	2.43	0.48
2:N:192:CYS:HB3	2:N:199:LEU:HD23	1.94	0.48
1:O:500:MET:O	1:O:505:CYS:N	2.46	0.48
1:Q:585:PRO:HG2	1:Q:758:ARG:HD3	1.95	0.48
1:T:41:LEU:HD21	1:T:308:ILE:HG13	1.95	0.48
1:T:145:ASP:OD1	1:T:146:TYR:N	2.46	0.48
1:T:347:ALA:O	1:T:387:TYR:OH	2.31	0.48
1:T:744:ASN:HD21	1:T:810:PRO:HD2	1.77	0.48

Continued on next page...

Continued from previous page...

Atom-1	Atom-2	Interatomic distance (Å)	Clash overlap (Å)
1:T:811:VAL:HG12	1:T:812:THR:HG23	1.95	0.48
1:T:928:ASP:OD1	1:T:928:ASP:N	2.46	0.48
1:A:484:SER:O	1:A:487:SER:OG	2.31	0.48
2:G:360:LYS:HB2	2:G:366:MET:HB2	1.96	0.48
2:G:503:PHE:O	2:I:47:HIS:NE2	2.45	0.48
2:I:402:ASP:OD1	2:I:458:ARG:NH1	2.47	0.48
1:T:743:PHE:HA	1:T:746:ASN:HD21	1.78	0.48
1:A:740:ARG:HH22	1:T:651:ALA:HB1	1.78	0.48
2:B:150:GLU:HG2	2:B:757:LEU:HD22	1.94	0.48
2:F:693:MET:HG2	2:F:741:MET:CE	2.43	0.48
2:I:69:PRO:HD2	2:I:289:GLU:OE2	2.13	0.48
2:M:797:ASP:N	2:M:797:ASP:OD1	2.46	0.48
2:N:451:ASP:OD1	2:N:452:MET:N	2.46	0.48
1:S:74:VAL:O	1:S:82:LYS:NZ	2.47	0.48
2:E:207:ARG:HB3	2:E:298:ILE:HD12	1.96	0.48
2:E:659:TRP:HA	2:E:665:VAL:HG11	1.96	0.48
2:F:497:TYR:O	2:F:529:GLY:N	2.39	0.48
2:G:451:ASP:OD1	2:G:452:MET:N	2.47	0.48
2:J:3:ARG:HH21	2:J:104:ARG:HG3	1.78	0.48
2:N:150:GLU:HG2	2:N:153:GLN:HB2	1.94	0.48
1:S:772:ALA:HB1	1:S:857:PRO:HB2	1.96	0.48
1:T:156:HIS:O	1:T:160:LEU:HD23	2.13	0.48
1:T:717:LEU:HA	1:T:720:VAL:HG12	1.94	0.48
2:B:152:HIS:ND1	2:B:748:ASP:OD2	2.46	0.48
2:D:792:ILE:HD13	2:N:141:ASP:OD2	2.13	0.48
2:E:150:GLU:HB3	2:E:353:LEU:HD12	1.95	0.48
2:E:232:ALA:O	2:E:235:GLN:NE2	2.46	0.48
2:E:505:HIS:CD2	2:E:549:LEU:HD12	2.49	0.48
2:E:597:GLU:HG2	2:K:602:THR:HG21	1.95	0.48
2:F:285:PRO:HG2	2:F:288:LEU:HB2	1.95	0.48
2:G:487:LEU:HB3	2:G:492:ILE:HG13	1.96	0.48
2:L:446:ALA:O	2:L:450:MET:N	2.44	0.48
2:L:523:ARG:N	2:L:526:ASP:OD2	2.46	0.48
1:O:764:ARG:N	1:O:768:GLN:OE1	2.46	0.48
1:P:80:ALA:HA	1:P:376:VAL:HB	1.96	0.48
1:A:564:ASP:N	1:A:564:ASP:OD1	2.47	0.48
2:B:342:HIS:CE1	2:B:348:SER:CA	2.96	0.48
2:C:410:HIS:CE1	2:C:412:LYS:HD2	2.48	0.48
2:E:7:ASN:ND2	2:E:104:ARG:O	2.46	0.48
2:E:370:LEU:HD11	2:E:463:ILE:HD11	1.95	0.48
2:F:710:ASN:ND2	2:F:749:ASP:O	2.35	0.48

Continued on next page...

Continued from previous page...

Atom-1	Atom-2	Interatomic distance (Å)	Clash overlap (Å)
2:L:58:GLN:NE2	2:M:672:TYR:O	2.33	0.48
2:N:419:VAL:HG21	2:N:795:PHE:HD2	1.78	0.48
1:O:426:LEU:HG	1:O:429:ILE:HD12	1.96	0.48
1:Q:846:ILE:O	1:Q:852:HIS:NE2	2.46	0.48
1:R:512:ASN:O	1:R:516:THR:OG1	2.32	0.48
1:S:835:TRP:CG	1:S:881:ILE:HD11	2.49	0.48
1:T:238:ARG:HD2	1:T:297:TYR:HE1	1.79	0.48
1:T:775:MET:HA	1:T:778:ASN:HD22	1.78	0.48
1:A:918:ASN:OD1	1:A:919:SER:N	2.47	0.48
2:E:663:ASP:OD1	2:E:664:ASN:N	2.47	0.48
2:I:748:ASP:OD1	2:I:749:ASP:N	2.42	0.48
2:J:513:ILE:HG13	2:J:534:ILE:HG23	1.96	0.48
2:K:14:ARG:NH1	2:K:31:SER:OG	2.31	0.48
2:K:553:LYS:HE3	2:K:671:GLU:HG2	1.95	0.48
1:O:16:ILE:HD13	1:O:380:MET:HE1	1.96	0.48
1:O:237:ILE:HA	1:O:241:PHE:CD2	2.48	0.48
1:Q:113:THR:HG21	1:R:238:ARG:HH22	1.78	0.48
1:Q:149:GLN:HA	1:Q:152:GLN:CD	2.33	0.48
1:Q:757:TYR:HH	1:Q:767:SER:HG	1.62	0.48
1:Q:817:PHE:O	1:Q:821:ILE:HG12	2.14	0.48
1:R:350:ASP:OD1	1:R:353:ARG:NH1	2.46	0.48
1:R:502:LEU:HD11	1:R:626:ILE:HB	1.96	0.48
1:S:317:VAL:HG21	1:S:345:ARG:HB2	1.96	0.48
1:S:425:MET:O	1:S:425:MET:HG3	2.14	0.48
1:T:435:ASN:HD22	1:T:445:SER:HB2	1.78	0.48
2:B:435:HIS:NE2	2:B:474:HIS:O	2.45	0.48
2:J:134:PRO:HD2	2:J:762:TYR:HD2	1.78	0.48
2:J:563:ILE:HG12	2:J:688:LEU:HD11	1.96	0.48
2:J:680:LEU:HD12	2:J:684:ALA:HB1	1.95	0.48
2:L:511:ARG:HH21	2:L:555:THR:HG23	1.79	0.48
2:M:743:ILE:H	2:M:789:ASN:HD22	1.61	0.48
1:P:237:ILE:HG23	1:P:301:LEU:HD11	1.96	0.48
1:Q:262:ARG:NE	1:R:277:GLU:OE2	2.47	0.48
1:R:543:ARG:HD3	1:S:469:GLN:HG3	1.95	0.48
1:R:836:LYS:NZ	1:R:837:ASN:OD1	2.39	0.48
1:R:856:PHE:HA	1:R:861:ILE:HD11	1.95	0.48
1:S:70:ASN:HD22	1:S:244:ARG:HA	1.79	0.48
1:S:450:ILE:HG23	1:S:466:LEU:HD11	1.95	0.48
1:A:34:GLN:NE2	1:A:311:LYS:O	2.46	0.47
2:B:430:GLY:H	2:B:666:ARG:NH2	2.08	0.47
2:C:450:MET:SD	2:C:490:SER:OG	2.70	0.47

Continued on next page...

Continued from previous page...

Atom-1	Atom-2	Interatomic distance (Å)	Clash overlap (Å)
2:D:192:CYS:HB3	2:D:199:LEU:HD23	1.96	0.47
2:F:234:MET:SD	2:F:245:ILE:HD12	2.54	0.47
2:G:39:GLU:O	2:I:42:ARG:NH1	2.46	0.47
2:I:492:ILE:HG22	2:I:494:HIS:H	1.78	0.47
2:L:498:HIS:NE2	2:L:501:GLU:OE2	2.47	0.47
1:P:440:ARG:HD2	1:Q:373:LYS:HD2	1.96	0.47
1:Q:348:ILE:HD11	1:Q:383:LEU:HD22	1.95	0.47
2:C:543:ARG:NH2	2:C:715:GLN:O	2.28	0.47
2:D:567:LEU:HB3	2:D:577:ALA:HB2	1.96	0.47
2:G:2:GLU:HG3	2:G:56:LEU:HD11	1.95	0.47
2:G:211:ALA:HB2	2:G:298:ILE:HG21	1.96	0.47
2:M:627:LEU:HD23	1:S:154:GLN:NE2	2.29	0.47
1:O:875:ASN:ND2	1:O:892:TRP:HZ3	2.12	0.47
1:R:358:LEU:HD11	1:R:732:LEU:HD12	1.96	0.47
1:R:790:GLU:HB2	1:R:794:HIS:CE1	2.48	0.47
1:S:355:GLY:HA3	1:S:417:LEU:HD13	1.96	0.47
1:A:18:LEU:HD13	1:A:384:GLN:HA	1.96	0.47
1:A:791:SER:HB2	1:A:839:HIS:CE1	2.48	0.47
2:C:60:ILE:HD12	2:C:71:ALA:HB1	1.96	0.47
2:C:408:GLU:OE2	2:E:347:TYR:OH	2.30	0.47
2:E:752:ILE:HD11	2:E:755:ALA:HB2	1.96	0.47
2:F:379:GLU:OE1	2:F:382:SER:OG	2.32	0.47
2:I:151:THR:O	2:I:356:ARG:NH2	2.47	0.47
2:I:261:ASP:N	2:I:261:ASP:OD1	2.47	0.47
2:M:629:PRO:HB3	1:S:157:LEU:HB3	1.96	0.47
2:M:629:PRO:HG3	1:S:161:GLN:HE21	1.78	0.47
2:N:720:SER:HB2	2:N:771:LYS:HG3	1.96	0.47
1:R:612:ALA:O	1:S:746:ASN:ND2	2.47	0.47
1:A:80:ALA:HA	1:A:376:VAL:HB	1.96	0.47
2:C:85:LYS:H	2:C:85:LYS:HD2	1.79	0.47
2:C:464:ARG:O	2:C:494:HIS:HB2	2.13	0.47
2:D:303:LEU:HB3	2:D:753:PHE:CE1	2.49	0.47
2:E:142:TYR:HB2	2:E:780:LEU:HD21	1.96	0.47
2:E:342:HIS:ND1	2:E:380:TYR:OH	2.37	0.47
2:I:702:ALA:HB2	2:I:793:TYR:CD2	2.49	0.47
2:J:152:HIS:ND1	2:J:748:ASP:OD2	2.47	0.47
2:L:356:ARG:HB3	2:L:421:HIS:CD2	2.49	0.47
2:M:288:LEU:HD23	2:M:291:LEU:HD12	1.97	0.47
1:Q:16:ILE:HG22	1:Q:31:ASP:HA	1.96	0.47
1:R:568:GLY:N	1:R:923:VAL:O	2.47	0.47
1:S:551:ALA:O	1:S:555:CYS:N	2.39	0.47

Continued on next page...

Continued from previous page...

Atom-1	Atom-2	Interatomic distance (Å)	Clash overlap (Å)
1:A:599:LEU:HB2	1:A:911:GLN:HB3	1.97	0.47
2:B:148:LEU:HD13	2:B:757:LEU:HG	1.94	0.47
2:D:346:VAL:HG13	2:D:347:TYR:HD1	1.79	0.47
2:D:456:GLU:OE1	2:D:458:ARG:NH2	2.48	0.47
2:J:342:HIS:HE1	2:J:384:HIS:CE1	2.32	0.47
2:J:607:PHE:HB3	2:J:610:ARG:HE	1.78	0.47
2:L:20:LEU:HD21	2:L:237:PRO:HG3	1.97	0.47
2:L:464:ARG:O	2:L:494:HIS:HB2	2.15	0.47
2:M:21:ASP:OD1	2:M:21:ASP:N	2.42	0.47
1:O:85:PHE:CD2	1:O:310:LEU:HD21	2.50	0.47
1:O:594:ASP:OD1	1:O:594:ASP:N	2.48	0.47
1:O:855:ILE:HG22	1:O:856:PHE:CE1	2.50	0.47
1:Q:653:THR:O	1:Q:653:THR:HG23	2.14	0.47
1:Q:701:ASP:OD1	1:Q:701:ASP:N	2.46	0.47
1:S:539:MET:HA	1:S:553:ARG:HD2	1.96	0.47
1:T:452:THR:O	1:T:456:GLN:NE2	2.46	0.47
2:G:152:HIS:HE1	2:G:498:HIS:HD2	1.62	0.47
2:G:674:GLU:HG2	2:I:55:TYR:CZ	2.48	0.47
2:I:164:CYS:HA	2:I:167:ASP:HB2	1.97	0.47
2:M:99:GLN:HG3	2:M:763:HIS:ND1	2.28	0.47
2:N:756:ASP:OD1	2:N:757:LEU:N	2.46	0.47
1:O:21:PRO:HB2	1:O:23:LEU:HG	1.97	0.47
1:S:465:TYR:HB3	1:S:467:ARG:HH11	1.79	0.47
1:T:75:ASP:HB3	1:T:309:GLN:HA	1.96	0.47
1:T:320:LYS:HD3	1:T:345:ARG:HE	1.80	0.47
1:T:509:SER:HB2	1:T:738:TRP:HE1	1.80	0.47
1:A:831:ASP:OD2	1:A:833:LYS:NZ	2.43	0.47
2:B:330:THR:O	2:B:372:SER:HB2	2.15	0.47
2:B:642:GLU:O	2:B:646:THR:HG23	2.15	0.47
2:C:591:VAL:HA	2:C:668:GLN:HG2	1.95	0.47
2:D:7:ASN:HD21	2:D:304:THR:HG21	1.80	0.47
2:D:152:HIS:HD2	2:D:356:ARG:HG3	1.78	0.47
2:E:717:ARG:HE	2:F:717:ARG:HH22	1.62	0.47
2:F:424:LYS:HD3	2:F:480:PHE:HZ	1.79	0.47
2:F:690:GLN:HA	2:F:693:MET:HB2	1.96	0.47
2:F:784:ALA:O	2:F:788:GLU:HG2	2.14	0.47
2:G:130:TRP:NE1	2:G:343:GLY:HA2	2.29	0.47
2:I:163:GLU:OE1	2:I:163:GLU:N	2.42	0.47
2:I:259:PRO:HG2	2:I:260:ILE:HD12	1.96	0.47
2:J:483:LEU:O	2:J:486:VAL:HG12	2.15	0.47
2:K:170:LYS:HG2	2:K:264:TYR:CD2	2.50	0.47

Continued on next page...

Continued from previous page...

Atom-1	Atom-2	Interatomic distance (Å)	Clash overlap (Å)
2:K:511:ARG:HH21	2:K:555:THR:HG23	1.80	0.47
2:N:251:GLU:OE2	2:N:252:TYR:N	2.47	0.47
1:O:603:ALA:HB1	1:O:854:PHE:CE2	2.49	0.47
1:O:764:ARG:O	1:O:863:CYS:N	2.48	0.47
1:P:41:LEU:HD12	1:P:308:ILE:HD12	1.96	0.47
1:P:93:LEU:HD12	1:P:217:LEU:HD22	1.95	0.47
1:P:162:ARG:HH22	1:P:176:TYR:HB3	1.80	0.47
1:P:176:TYR:O	1:P:180:ALA:CB	2.62	0.47
1:Q:502:LEU:HA	1:Q:738:TRP:CZ3	2.49	0.47
1:Q:648:LYS:HD2	1:Q:652:GLN:HE21	1.78	0.47
1:R:422:TYR:O	1:R:426:LEU:HB2	2.15	0.47
1:S:737:VAL:HA	1:S:789:GLU:OE1	2.15	0.47
1:T:511:PHE:HB2	1:T:535:TYR:CE1	2.49	0.47
1:T:791:SER:HB3	1:T:802:ILE:HD11	1.95	0.47
1:A:79:GLY:H	1:A:82:LYS:HZ1	1.63	0.47
1:A:267:GLU:HB3	1:O:272:THR:HG21	1.96	0.47
2:B:145:ARG:HD2	2:J:791:ARG:NE	2.30	0.47
2:B:421:HIS:ND1	2:B:421:HIS:O	2.47	0.47
2:C:424:LYS:HD2	2:C:475:ALA:HB3	1.96	0.47
2:D:147:CYS:HB2	2:D:351:ARG:HB2	1.96	0.47
2:D:557:LEU:HB2	2:D:587:LEU:HD22	1.97	0.47
2:E:615:GLU:OE1	2:E:637:TYR:OH	2.32	0.47
2:G:202:ARG:HH12	2:G:205:LYS:HD2	1.79	0.47
2:G:475:ALA:HB1	2:G:479:LEU:HD13	1.97	0.47
2:I:195:ILE:HG13	2:I:196:ASP:N	2.30	0.47
2:M:258:TRP:HZ3	2:M:272:TRP:HB2	1.80	0.47
2:N:290:ARG:O	2:N:294:ILE:HD12	2.15	0.47
1:O:19:PHE:HE2	1:O:334:PRO:HD3	1.78	0.47
1:O:160:LEU:HD22	1:O:199:ILE:HG22	1.96	0.47
1:O:626:ILE:HG12	1:O:782:PHE:CE1	2.50	0.47
1:O:889:ASP:HA	1:O:892:TRP:CD1	2.49	0.47
1:P:423:GLY:HA2	1:P:426:LEU:HD12	1.97	0.47
1:Q:428:SER:OG	1:Q:474:ALA:O	2.33	0.47
1:Q:466:LEU:HD23	1:Q:482:LEU:HB3	1.96	0.47
1:R:775:MET:HE2	1:R:917:LEU:HD22	1.96	0.47
1:S:45:ILE:HG13	1:S:72:PHE:CE2	2.50	0.47
1:S:574:VAL:HG11	1:S:922:ILE:HD11	1.97	0.47
2:B:102:MET:SD	2:B:107:CYS:HB3	2.54	0.47
2:D:148:LEU:HD23	2:D:787:ASN:ND2	2.30	0.47
2:E:40:GLN:O	2:F:42:ARG:NH1	2.48	0.47
2:E:538:PRO:O	2:E:542:LYS:HG3	2.14	0.47

Continued on next page...

Continued from previous page...

Atom-1	Atom-2	Interatomic distance (Å)	Clash overlap (Å)
2:F:138:THR:HG22	2:F:780:LEU:HD22	1.96	0.47
2:G:424:LYS:HZ3	2:G:470:ALA:HB3	1.80	0.47
2:G:582:ILE:O	2:G:586:ARG:HG2	2.15	0.47
2:I:397:ILE:HD11	2:I:459:LEU:HD21	1.96	0.47
2:J:483:LEU:O	2:J:487:LEU:HD23	2.14	0.47
2:K:467:ASP:OD1	2:K:468:ALA:N	2.47	0.47
2:K:566:GLU:OE2	2:K:695:LYS:NZ	2.39	0.47
2:M:612:LEU:HB3	2:M:640:ALA:HB1	1.96	0.47
1:O:723:ILE:HB	1:O:844:LEU:HD11	1.96	0.47
1:Q:318:GLY:O	1:Q:345:ARG:NH1	2.44	0.47
1:Q:428:SER:OG	1:Q:478:CYS:SG	2.68	0.47
1:Q:738:TRP:CD1	1:Q:738:TRP:O	2.68	0.47
1:R:254:LEU:HD21	1:R:298:LEU:HD13	1.97	0.47
1:T:612:ALA:HB1	1:T:616:LEU:HA	1.96	0.47
1:T:847:SER:HB3	1:T:882:VAL:HG22	1.95	0.47
1:A:552:ASN:HB3	1:A:655:CYS:SG	2.55	0.47
1:A:702:ASP:OD1	1:A:702:ASP:N	2.48	0.47
2:B:12:LEU:HB2	2:B:297:LEU:HB3	1.95	0.47
2:C:228:PRO:HB2	2:C:230:TRP:NE1	2.30	0.47
2:F:501:GLU:OE2	2:F:530:HIS:HB3	2.15	0.47
2:G:58:GLN:NE2	2:I:672:TYR:O	2.48	0.47
2:I:645:LYS:O	2:I:650:LYS:NZ	2.44	0.47
2:J:218:LEU:HD12	2:J:276:LEU:HD11	1.97	0.47
2:K:659:TRP:HA	2:K:665:VAL:HG11	1.96	0.47
2:L:176:LEU:HD13	2:L:205:LYS:HB2	1.96	0.47
1:P:359:ARG:NH2	1:P:791:SER:O	2.47	0.47
1:R:431:ARG:CB	1:T:282:ARG:NH2	2.76	0.47
1:S:110:ILE:HG22	1:S:128:ARG:HE	1.80	0.47
1:S:133:VAL:HG11	1:S:153:TRP:CZ2	2.50	0.47
1:A:312:THR:N	1:A:315:GLN:OE1	2.37	0.46
1:A:317:VAL:HG12	1:A:345:ARG:HH11	1.80	0.46
2:D:20:LEU:HD23	2:D:290:ARG:HD2	1.96	0.46
2:D:85:LYS:HD3	2:M:494:HIS:NE2	2.29	0.46
2:E:499:VAL:HG21	2:E:513:ILE:HD13	1.97	0.46
2:G:165:TRP:HB2	2:G:303:LEU:HD21	1.97	0.46
2:I:171:HIS:HB3	2:I:174:ALA:HB3	1.97	0.46
2:J:342:HIS:ND1	2:J:380:TYR:OH	2.28	0.46
2:L:370:LEU:HD11	2:L:463:ILE:HD11	1.96	0.46
2:M:402:ASP:OD1	2:M:458:ARG:NH1	2.47	0.46
1:P:312:THR:N	1:P:315:GLN:OE1	2.40	0.46
1:P:437:GLU:HB2	1:P:440:ARG:HB3	1.96	0.46

Continued on next page...

Continued from previous page...

Atom-1	Atom-2	Interatomic distance (Å)	Clash overlap (Å)
1:Q:94:ASN:ND2	1:Q:106:CYS:SG	2.87	0.46
1:R:107:LEU:HD12	1:R:218:ILE:HG22	1.96	0.46
1:R:632:ILE:HA	1:R:642:ILE:HG22	1.97	0.46
2:B:21:ASP:OD1	2:B:21:ASP:N	2.49	0.46
2:I:483:LEU:O	2:I:487:LEU:HD23	2.15	0.46
2:N:20:LEU:HD11	2:N:291:LEU:HD21	1.97	0.46
1:O:639:ARG:NH1	1:O:714:GLU:HB3	2.31	0.46
1:P:133:VAL:HG11	1:P:153:TRP:CE2	2.50	0.46
1:P:162:ARG:NE	1:P:180:ALA:HA	2.30	0.46
2:B:34:PHE:CZ	2:B:50:LYS:HA	2.50	0.46
2:D:592:PHE:HA	2:D:665:VAL:HG22	1.97	0.46
2:F:158:SER:O	2:F:337:ARG:NH2	2.47	0.46
2:F:484:PHE:HB3	2:F:495:PHE:CE2	2.50	0.46
2:G:517:LEU:O	2:G:699:ARG:NH1	2.46	0.46
2:I:68:GLY:HA3	2:I:289:GLU:OE2	2.16	0.46
1:P:303:PRO:HB2	1:P:306:LYS:HG2	1.97	0.46
1:R:75:ASP:O	1:R:310:LEU:HG	2.15	0.46
1:R:278:LYS:O	1:R:278:LYS:HG2	2.15	0.46
1:S:658:PRO:O	1:S:661:SER:OG	2.25	0.46
1:S:740:ARG:HG3	1:S:789:GLU:HB3	1.97	0.46
2:B:522:LEU:O	2:B:699:ARG:NH2	2.37	0.46
2:E:152:HIS:HD2	2:E:356:ARG:HG3	1.80	0.46
2:I:654:LYS:HA	2:I:657:LYS:HG2	1.97	0.46
2:L:12:LEU:HD21	2:L:298:ILE:HD13	1.97	0.46
2:L:511:ARG:HD3	2:L:558:LEU:HB3	1.98	0.46
1:O:131:LYS:HE3	1:P:192:GLY:HA2	1.98	0.46
1:P:652:GLN:HA	1:Q:740:ARG:HD3	1.97	0.46
1:P:763:GLY:H	1:P:770:ASN:ND2	2.14	0.46
1:R:297:TYR:HA	1:R:300:LYS:HG2	1.98	0.46
1:S:231:TRP:HB2	1:S:260:LEU:HD11	1.97	0.46
1:S:611:VAL:HG23	1:S:619:PHE:CE2	2.49	0.46
2:B:239:GLN:HE21	2:B:245:ILE:HD11	1.81	0.46
2:B:560:LEU:HD12	2:B:580:ALA:HA	1.97	0.46
2:C:7:ASN:HD21	2:C:304:THR:HG21	1.81	0.46
2:G:384:HIS:ND1	2:G:413:CYS:SG	2.89	0.46
2:K:410:HIS:ND1	2:K:412:LYS:HB2	2.31	0.46
2:M:256:THR:OG1	2:M:257:VAL:N	2.49	0.46
1:P:370:GLU:HA	1:P:373:LYS:HG2	1.97	0.46
1:P:747:ASN:HB3	1:P:811:VAL:HG13	1.96	0.46
1:S:794:HIS:ND1	1:S:796:VAL:HG22	2.30	0.46
1:T:105:LYS:NZ	1:T:213:CYS:HB3	2.30	0.46

Continued on next page...

Continued from previous page...

Atom-1	Atom-2	Interatomic distance (Å)	Clash overlap (Å)
1:T:863:CYS:HA	1:T:868:LEU:HD21	1.97	0.46
2:F:131:PRO:HB3	2:F:754:ALA:HB1	1.98	0.46
2:G:464:ARG:NE	2:G:795:PHE:O	2.34	0.46
2:I:3:ARG:NH2	2:I:104:ARG:HE	2.13	0.46
2:J:567:LEU:HD21	2:J:688:LEU:HG	1.97	0.46
2:N:152:HIS:CD2	2:N:356:ARG:HG3	2.50	0.46
1:P:740:ARG:HB3	1:P:809:ASN:HD21	1.81	0.46
1:Q:131:LYS:HG3	1:R:193:GLY:H	1.81	0.46
1:S:46:ARG:HE	1:S:104:ILE:HD13	1.81	0.46
1:S:278:LYS:HG2	1:S:278:LYS:O	2.15	0.46
1:A:454:VAL:HG13	1:A:463:GLY:HA3	1.97	0.46
2:B:236:ASN:HD21	2:B:238:GLN:HB3	1.79	0.46
2:D:342:HIS:CE1	2:D:348:SER:HB3	2.51	0.46
2:E:424:LYS:HZ2	2:E:470:ALA:H	1.62	0.46
2:F:713:ILE:HG23	2:F:715:GLN:H	1.81	0.46
2:G:155:LEU:HD23	2:G:337:ARG:HG2	1.98	0.46
2:I:303:LEU:HB3	2:I:753:PHE:CE1	2.50	0.46
2:J:516:ALA:HA	2:J:520:LEU:HD13	1.98	0.46
2:K:393:LYS:HD3	2:K:393:LYS:HA	1.77	0.46
2:M:497:TYR:CD1	2:M:499:VAL:HB	2.50	0.46
2:N:373:VAL:HG11	2:N:418:LEU:HD21	1.96	0.46
1:O:545:GLU:OE2	1:O:549:HIS:ND1	2.42	0.46
1:P:716:TRP:HE3	1:P:717:LEU:HD22	1.80	0.46
1:Q:789:GLU:HB3	1:Q:793:TYR:HD2	1.81	0.46
1:R:893:ASP:OD1	1:R:897:LYS:NZ	2.45	0.46
1:S:41:LEU:HD12	1:S:308:ILE:HG21	1.97	0.46
1:A:443:MET:SD	1:A:496:LYS:HD3	2.56	0.46
2:B:542:LYS:NZ	2:B:682:ASP:OD2	2.49	0.46
2:C:519:PHE:CE2	2:C:610:ARG:HD3	2.51	0.46
2:E:236:ASN:ND2	2:E:238:GLN:HB2	2.31	0.46
2:I:215:ARG:HH21	2:I:269:GLU:HB3	1.80	0.46
2:L:212:CYS:O	2:L:216:GLU:HG2	2.15	0.46
1:O:138:LYS:O	1:O:141:TRP:NE1	2.49	0.46
1:Q:69:ARG:NH2	1:Q:238:ARG:O	2.48	0.46
1:Q:254:LEU:HD21	1:Q:298:LEU:HD13	1.98	0.46
1:Q:500:MET:SD	1:Q:734:ILE:HD13	2.56	0.46
1:R:572:GLY:HA3	1:R:745:LEU:HD21	1.97	0.46
1:S:69:ARG:NH2	1:S:238:ARG:O	2.49	0.46
1:S:168:THR:HG21	1:T:172:TYR:CD2	2.50	0.46
1:S:236:SER:HA	1:S:240:PHE:HD2	1.81	0.46
1:A:603:ALA:HB2	1:A:853:PRO:HG2	1.97	0.46

Continued on next page...

Continued from previous page...

Atom-1	Atom-2	Interatomic distance (Å)	Clash overlap (Å)
2:B:311:ASP:OD1	2:B:712:ARG:NH1	2.48	0.46
2:D:121:PRO:HB2	2:M:491:GLY:HA2	1.98	0.46
2:E:151:THR:HB	2:E:527:ARG:NH2	2.31	0.46
2:L:307:VAL:O	2:L:712:ARG:NH2	2.49	0.46
2:L:478:GLU:HB3	2:L:519:PHE:CD2	2.51	0.46
2:M:455:SER:OG	2:M:456:GLU:OE1	2.26	0.46
2:N:481:CYS:HB2	2:N:482:PRO:HD3	1.98	0.46
1:O:448:LYS:HD3	1:O:542:GLY:HA3	1.97	0.46
1:O:786:VAL:HG12	1:O:790:GLU:HB3	1.97	0.46
1:S:143:SER:OG	1:S:144:ASN:N	2.49	0.46
1:T:143:SER:H	1:T:146:TYR:HB3	1.81	0.46
1:T:505:CYS:HB3	1:T:738:TRP:CG	2.51	0.46
1:T:528:PHE:O	1:T:532:ILE:HG13	2.16	0.46
2:I:2:GLU:HG3	2:I:76:ILE:HG12	1.98	0.46
2:K:594:LEU:HD11	2:K:598:VAL:HB	1.97	0.46
2:L:532:THR:HG23	2:L:723:HIS:CD2	2.51	0.46
2:M:570:HIS:CE1	2:M:573:LEU:HD13	2.51	0.46
2:N:572:GLU:HG2	2:N:573:LEU:HG	1.98	0.46
1:P:165:HIS:HD1	1:P:176:TYR:HE1	1.63	0.46
1:R:622:VAL:HG23	1:R:625:LEU:HD12	1.98	0.46
1:R:701:ASP:N	1:R:701:ASP:OD1	2.48	0.46
1:S:367:TYR:CZ	1:S:468:PRO:HD3	2.51	0.46
1:T:124:THR:O	1:T:128:ARG:HG2	2.16	0.46
1:T:514:PHE:CE2	1:T:558:VAL:HG22	2.51	0.46
2:B:788:GLU:O	2:B:792:ILE:HG13	2.16	0.45
2:C:138:THR:HG22	2:C:780:LEU:HD22	1.98	0.45
2:C:437:LEU:HA	2:C:440:LYS:HD2	1.98	0.45
2:D:572:GLU:HG2	2:D:573:LEU:HD22	1.98	0.45
2:D:578:SER:HB2	2:I:568:ARG:HD2	1.98	0.45
2:E:741:MET:HG2	2:E:742:SER:H	1.81	0.45
2:F:696:MET:HE3	2:F:701:ILE:HB	1.99	0.45
2:I:356:ARG:HA	2:I:419:VAL:O	2.16	0.45
2:K:143:ILE:HG21	2:K:758:LYS:HE2	1.99	0.45
2:K:472:GLU:HB3	2:K:502:ASP:OD1	2.16	0.45
2:L:356:ARG:HA	2:L:419:VAL:O	2.16	0.45
1:O:83:THR:H	1:O:377:ARG:NH2	2.14	0.45
1:O:917:LEU:O	1:O:920:SER:OG	2.32	0.45
1:P:539:MET:SD	1:P:550:TRP:NE1	2.67	0.45
1:P:794:HIS:CE1	1:P:796:VAL:HG13	2.51	0.45
1:S:134:SER:O	1:S:138:LYS:HG2	2.16	0.45
1:T:238:ARG:HD2	1:T:297:TYR:CE1	2.52	0.45

Continued on next page...

Continued from previous page...

Atom-1	Atom-2	Interatomic distance (Å)	Clash overlap (Å)
1:T:727:ILE:HG13	1:T:729:PRO:HD3	1.98	0.45
2:C:476:PRO:HB2	2:C:478:GLU:OE1	2.16	0.45
2:F:22:GLU:OE2	2:F:290:ARG:NH1	2.44	0.45
2:F:227:LEU:HD13	2:F:231:ILE:HG21	1.98	0.45
2:G:651:ARG:HB3	2:G:652:PRO:HD3	1.98	0.45
2:K:722:HIS:ND1	2:K:724:ILE:HG22	2.31	0.45
2:L:7:ASN:ND2	2:L:104:ARG:O	2.50	0.45
2:M:10:VAL:HG13	2:M:32:SER:OG	2.16	0.45
2:M:752:ILE:HD11	2:M:755:ALA:HB2	1.98	0.45
2:N:30:GLU:HG2	2:N:53:TRP:NE1	2.31	0.45
1:O:123:VAL:HG21	1:P:177:PHE:CE2	2.51	0.45
1:O:206:ARG:HD3	1:O:206:ARG:HA	1.65	0.45
1:P:713:VAL:HG12	1:P:849:PRO:HG2	1.97	0.45
1:R:373:LYS:HG3	1:R:374:GLN:HE21	1.82	0.45
1:R:444:ASP:OD1	1:R:445:SER:N	2.50	0.45
1:S:602:ALA:HB1	1:S:646:PHE:CD2	2.51	0.45
1:S:764:ARG:N	1:S:768:GLN:OE1	2.50	0.45
1:T:604:MET:O	1:T:608:LEU:N	2.50	0.45
1:A:650:ILE:HG21	1:O:806:LEU:HD23	1.98	0.45
2:B:44:LEU:HD23	2:B:44:LEU:HA	1.86	0.45
2:B:532:THR:HG23	2:B:723:HIS:CE1	2.51	0.45
2:B:567:LEU:HB3	2:B:577:ALA:HB2	1.98	0.45
2:C:85:LYS:HD3	2:C:135:TYR:CE2	2.51	0.45
2:C:730:LEU:HD23	2:C:782:LYS:HE2	1.97	0.45
2:F:214:ILE:HG23	2:F:291:LEU:HG	1.97	0.45
2:J:446:ALA:O	2:J:450:MET:HG2	2.17	0.45
2:K:797:ASP:N	2:K:797:ASP:OD1	2.49	0.45
2:L:154:HIS:CE1	2:L:748:ASP:HB2	2.51	0.45
2:N:155:LEU:O	2:N:337:ARG:NH2	2.50	0.45
1:O:348:ILE:HG22	1:O:368:VAL:HG22	1.97	0.45
1:Q:197:SER:O	1:Q:201:GLU:HG2	2.16	0.45
1:A:111:ASP:HB3	1:A:114:LYS:HB3	1.98	0.45
1:A:559:ALA:HA	1:A:570:PHE:CE2	2.46	0.45
2:C:22:GLU:O	2:C:290:ARG:NH2	2.44	0.45
2:D:424:LYS:H	2:D:470:ALA:HB2	1.81	0.45
2:D:613:LEU:O	2:D:617:GLU:N	2.42	0.45
2:E:517:LEU:HD21	2:E:696:MET:HE1	1.97	0.45
2:E:554:GLU:HB2	2:E:669:ARG:HD2	1.99	0.45
2:G:55:TYR:CZ	2:I:674:GLU:HG2	2.51	0.45
2:I:77:ALA:HA	2:I:81:ILE:HD13	1.99	0.45
2:L:680:LEU:HB3	2:L:684:ALA:HB3	1.98	0.45

Continued on next page...

Continued from previous page...

Atom-1	Atom-2	Interatomic distance (Å)	Clash overlap (Å)
2:M:649:MET:HE2	2:M:651:ARG:H	1.82	0.45
1:R:381:GLN:NE2	1:S:305:GLN:OE1	2.43	0.45
1:T:104:ILE:HD12	1:T:215:ALA:HB3	1.98	0.45
1:T:418:ARG:CZ	1:T:485:GLN:HB2	2.46	0.45
1:T:421:LEU:HD21	1:T:481:TYR:HA	1.98	0.45
1:T:511:PHE:HB2	1:T:535:TYR:CZ	2.52	0.45
2:B:690:GLN:NE2	2:B:736:GLU:O	2.49	0.45
2:B:756:ASP:OD1	2:B:757:LEU:N	2.49	0.45
2:C:174:ALA:HA	2:C:177:ARG:HE	1.82	0.45
2:C:196:ASP:OD1	2:C:199:LEU:HB2	2.17	0.45
2:C:554:GLU:HB2	2:C:669:ARG:HD2	1.98	0.45
2:F:290:ARG:O	2:F:294:ILE:HD12	2.16	0.45
2:F:396:THR:HG22	2:F:399:GLN:OE1	2.17	0.45
2:K:794:ARG:HB2	2:K:796:HIS:HD2	1.80	0.45
2:N:147:CYS:HB2	2:N:351:ARG:HB2	1.99	0.45
2:N:152:HIS:CG	2:N:748:ASP:HB3	2.52	0.45
1:P:350:ASP:O	1:P:354:GLU:HG2	2.16	0.45
1:S:464:PHE:CD1	1:S:508:VAL:HG11	2.52	0.45
1:S:535:TYR:O	1:S:539:MET:HG2	2.17	0.45
1:T:75:ASP:OD1	1:T:76:GLY:N	2.50	0.45
1:A:320:LYS:HE2	1:A:365:ASP:HB3	1.98	0.45
2:B:482:PRO:HA	2:B:636:GLU:OE2	2.17	0.45
2:B:506:LEU:HB2	2:B:541:TRP:CD2	2.52	0.45
2:D:247:HIS:HB3	2:D:252:TYR:CD2	2.51	0.45
2:F:424:LYS:HB2	2:F:470:ALA:HB3	1.99	0.45
2:G:444:ASN:O	2:G:448:ILE:HG13	2.16	0.45
2:I:481:CYS:HB2	2:I:482:PRO:HD3	1.98	0.45
2:J:259:PRO:HG2	2:J:260:ILE:HD12	1.99	0.45
1:Q:353:ARG:HA	1:Q:358:LEU:HB2	1.98	0.45
1:R:162:ARG:HH12	1:R:194:GLN:HB3	1.82	0.45
1:S:156:HIS:NE2	1:S:187:LEU:HD11	2.31	0.45
1:S:370:GLU:HA	1:S:373:LYS:HE2	1.99	0.45
1:S:448:LYS:HE2	1:T:471:GLU:HG3	1.98	0.45
1:S:576:LEU:HA	1:S:921:THR:O	2.17	0.45
1:A:166:LEU:HG	1:T:116:PRO:HG3	1.97	0.45
2:G:69:PRO:HD3	2:G:293:TRP:CD2	2.51	0.45
2:G:150:GLU:OE2	2:G:747:SER:N	2.42	0.45
2:K:85:LYS:HZ1	2:L:525:GLY:HA3	1.81	0.45
2:K:121:PRO:HB2	2:L:491:GLY:HA2	1.97	0.45
2:K:450:MET:HE1	2:K:486:VAL:HG22	1.99	0.45
2:K:507:ILE:HG22	2:K:559:ASP:OD1	2.17	0.45

Continued on next page...

Continued from previous page...

Atom-1	Atom-2	Interatomic distance (Å)	Clash overlap (Å)
2:L:60:ILE:HG23	2:L:65:MET:HG3	1.99	0.45
2:L:84:GLU:HG3	2:L:85:LYS:N	2.31	0.45
1:O:227:PHE:CZ	1:P:268:ASN:HB3	2.52	0.45
1:O:811:VAL:HG12	1:O:812:THR:HG23	1.99	0.45
1:P:654:THR:CG2	1:Q:465:TYR:OH	2.62	0.45
1:Q:237:ILE:HA	1:Q:241:PHE:CD2	2.52	0.45
1:Q:569:VAL:HG23	1:Q:574:VAL:HG22	1.99	0.45
1:S:28:LYS:H	1:S:31:ASP:HB2	1.81	0.45
1:T:496:LYS:O	1:T:500:MET:HG2	2.16	0.45
1:A:613:SER:O	1:O:746:ASN:ND2	2.33	0.45
2:B:200:THR:HG23	2:B:203:ILE:HD12	1.99	0.45
2:E:356:ARG:HB3	2:E:421:HIS:HD2	1.82	0.45
2:E:464:ARG:O	2:E:494:HIS:HB2	2.17	0.45
2:E:707:PRO:HG3	2:E:747:SER:HA	1.97	0.45
2:E:748:ASP:OD1	2:E:748:ASP:N	2.47	0.45
2:G:171:HIS:HB3	2:G:174:ALA:HB3	1.98	0.45
2:I:151:THR:HG21	2:I:744:CYS:HB2	1.99	0.45
2:K:68:GLY:H	2:K:71:ALA:HB3	1.82	0.45
2:K:191:LEU:HD21	2:K:308:GLN:HB3	1.99	0.45
2:K:360:LYS:HG3	2:K:369:LEU:HD22	1.99	0.45
2:M:435:HIS:HB3	2:M:438:LEU:HB3	1.98	0.45
2:N:191:LEU:HD21	2:N:309:ARG:HA	1.99	0.45
1:S:159:GLN:OE1	1:S:189:TYR:OH	2.30	0.45
1:S:769:SER:HA	1:S:773:LYS:HD2	1.98	0.45
1:T:82:LYS:HG3	1:T:83:THR:H	1.81	0.45
1:T:160:LEU:O	1:T:164:LEU:HB2	2.17	0.45
1:T:237:ILE:HA	1:T:241:PHE:HD2	1.82	0.45
1:A:27:THR:HG23	1:A:31:ASP:HB3	1.98	0.45
1:A:147:ARG:NH1	2:L:66:LYS:HG3	2.32	0.45
2:B:131:PRO:HB3	2:B:754:ALA:HB1	1.98	0.45
2:E:696:MET:SD	2:E:701:ILE:HB	2.56	0.45
2:G:797:ASP:OD1	2:G:797:ASP:N	2.49	0.45
2:K:339:LYS:HA	2:K:342:HIS:CD2	2.52	0.45
2:L:690:GLN:HA	2:L:693:MET:HG3	1.99	0.45
2:M:158:SER:OG	2:M:159:THR:N	2.48	0.45
1:O:750:ASP:OD1	1:O:750:ASP:N	2.48	0.45
1:P:741:PHE:CE1	1:P:785:ALA:HB3	2.51	0.45
1:R:553:ARG:NH1	1:R:654:THR:O	2.50	0.45
1:R:797:SER:OG	1:R:798:ASP:N	2.49	0.45
1:S:357:ASN:ND2	1:S:728:ARG:HG2	2.32	0.45
1:S:878:ILE:HG21	1:S:886:LEU:HD22	1.99	0.45

Continued on next page...

Continued from previous page...

Atom-1	Atom-2	Interatomic distance (Å)	Clash overlap (Å)
1:A:74:VAL:HB	1:A:310:LEU:HD21	1.98	0.45
1:A:750:ASP:OD2	1:T:615:ASN:HB2	2.16	0.45
2:D:507:ILE:HG21	2:D:563:ILE:HD11	1.99	0.45
2:G:159:THR:OG1	2:G:163:GLU:OE2	2.24	0.45
2:G:748:ASP:OD1	2:G:749:ASP:N	2.45	0.45
2:I:476:PRO:HB2	2:I:478:GLU:OE1	2.16	0.45
2:J:214:ILE:HG23	2:J:291:LEU:HB3	1.99	0.45
2:M:534:ILE:O	2:M:726:ARG:NH1	2.50	0.45
1:O:93:LEU:HD12	1:O:217:LEU:HD22	1.99	0.45
1:O:359:ARG:HG3	1:O:795:SER:HA	1.99	0.45
1:P:78:ARG:HH21	1:Q:292:HIS:CG	2.34	0.45
1:P:227:PHE:HD2	1:P:260:LEU:HB2	1.82	0.45
1:Q:356:LEU:HB2	1:Q:358:LEU:HG	1.98	0.45
1:R:503:VAL:HG22	1:R:550:TRP:CG	2.52	0.45
1:S:76:GLY:HA3	1:S:310:LEU:HD12	1.99	0.45
1:S:390:LYS:HA	1:S:416:LEU:HD13	1.99	0.45
1:A:549:HIS:NE2	1:A:653:THR:HG23	2.32	0.44
1:A:752:HIS:HA	1:A:755:ARG:HG3	1.99	0.44
1:A:802:ILE:HG21	1:A:807:ARG:HE	1.81	0.44
2:B:200:THR:H	2:B:203:ILE:HB	1.82	0.44
2:C:163:GLU:HG2	2:C:266:GLN:HE22	1.77	0.44
2:E:231:ILE:HA	2:E:234:MET:HB2	1.99	0.44
2:F:108:LEU:HD13	2:F:128:PHE:HD2	1.82	0.44
2:F:171:HIS:HB3	2:F:174:ALA:HB3	1.99	0.44
2:F:718:ASN:OD1	2:F:720:SER:N	2.47	0.44
2:K:127:SER:H	2:K:129:ARG:HH12	1.66	0.44
2:N:580:ALA:O	2:N:584:ALA:N	2.48	0.44
1:O:16:ILE:HD11	1:O:33:ILE:HD11	1.99	0.44
1:P:738:TRP:HA	1:P:741:PHE:CD2	2.52	0.44
1:Q:467:ARG:NH1	1:Q:732:LEU:HD13	2.32	0.44
1:R:590:LYS:HG2	1:R:591:PHE:H	1.82	0.44
1:S:165:HIS:HB3	1:T:174:PRO:HB3	1.98	0.44
1:S:559:ALA:HA	1:S:570:PHE:HD2	1.75	0.44
1:S:574:VAL:CG1	1:S:922:ILE:CD1	2.95	0.44
1:T:496:LYS:O	1:T:499:GLN:HG2	2.16	0.44
1:T:547:ALA:O	1:T:551:ALA:N	2.39	0.44
1:T:772:ALA:HA	1:T:917:LEU:HD22	1.99	0.44
1:A:358:LEU:HD12	1:A:359:ARG:H	1.81	0.44
1:A:565:GLU:HB3	1:A:567:ILE:HG13	1.99	0.44
2:B:573:LEU:HD13	2:B:684:ALA:HA	1.98	0.44
2:C:215:ARG:HE	2:C:269:GLU:HG2	1.82	0.44

Continued on next page...

Continued from previous page...

Atom-1	Atom-2	Interatomic distance (Å)	Clash overlap (Å)
2:C:311:ASP:OD1	2:C:311:ASP:N	2.51	0.44
2:F:233:SER:HB2	2:F:245:ILE:HD11	1.99	0.44
2:I:240:LEU:HD22	2:I:254:PHE:CZ	2.52	0.44
2:I:690:GLN:HA	2:I:693:MET:HB2	1.99	0.44
2:K:247:HIS:H	2:K:252:TYR:HE2	1.66	0.44
2:L:478:GLU:HB3	2:L:519:PHE:HD2	1.82	0.44
2:L:707:PRO:HG3	2:L:747:SER:HA	2.00	0.44
2:M:152:HIS:ND1	2:M:748:ASP:OD2	2.49	0.44
2:M:159:THR:OG1	2:M:160:SER:N	2.50	0.44
1:P:647:ASN:HD21	1:Q:807:ARG:H	1.65	0.44
1:P:784:HIS:CG	1:P:810:PRO:HD3	2.52	0.44
1:Q:18:LEU:HG	1:Q:330:VAL:HG13	1.99	0.44
1:Q:370:GLU:HA	1:Q:373:LYS:HE2	1.99	0.44
1:R:431:ARG:CG	1:T:282:ARG:NH2	2.51	0.44
1:R:584:MET:HG3	1:R:584:MET:O	2.17	0.44
1:R:878:ILE:HD12	1:R:886:LEU:HD12	1.98	0.44
1:S:170:LYS:HD3	1:S:171:GLU:OE2	2.17	0.44
1:T:114:LYS:O	1:T:115:LEU:HD12	2.17	0.44
1:T:506:GLY:O	1:T:510:ILE:HG12	2.16	0.44
2:D:59:GLN:HE22	2:D:63:ARG:NH1	2.15	0.44
2:D:402:ASP:OD1	2:D:458:ARG:NH1	2.50	0.44
2:D:565:ARG:NH1	2:D:604:ASP:OD2	2.50	0.44
2:F:176:LEU:HD21	2:F:205:LYS:HB2	1.98	0.44
2:F:205:LYS:NZ	2:F:209:GLN:HE21	2.15	0.44
2:L:151:THR:HB	2:L:527:ARG:NH2	2.32	0.44
2:N:486:VAL:HG11	2:N:633:TRP:CZ3	2.53	0.44
1:P:890:GLU:HG2	1:P:891:GLU:N	2.32	0.44
1:R:514:PHE:HZ	1:R:571:LEU:HD22	1.82	0.44
1:S:208:CYS:O	1:S:212:ASP:N	2.50	0.44
1:A:41:LEU:HD22	1:A:308:ILE:HG13	1.98	0.44
1:A:817:PHE:CE2	1:A:821:ILE:HD11	2.53	0.44
2:C:69:PRO:O	2:C:73:LEU:HG	2.18	0.44
2:D:151:THR:OG1	2:D:745:LEU:O	2.29	0.44
2:E:77:ALA:HB1	2:E:114:HIS:HB2	1.99	0.44
2:E:299:GLN:O	2:E:303:LEU:HD23	2.17	0.44
2:E:534:ILE:HG21	2:E:692:VAL:HG11	2.00	0.44
2:F:568:ARG:NH1	2:M:578:SER:OG	2.51	0.44
2:I:390:VAL:HG12	2:I:391:HIS:CD2	2.53	0.44
2:I:422:PHE:HB3	2:I:442:LEU:HD22	1.99	0.44
2:I:789:ASN:O	2:I:789:ASN:ND2	2.50	0.44
2:L:9:THR:HB	2:L:196:ASP:OD1	2.18	0.44

Continued on next page...

Continued from previous page...

Atom-1	Atom-2	Interatomic distance (Å)	Clash overlap (Å)
2:L:451:ASP:OD1	2:L:452:MET:N	2.50	0.44
2:M:410:HIS:CE1	2:M:412:LYS:HD2	2.52	0.44
2:M:564:TRP:CD1	2:M:581:ALA:HB2	2.53	0.44
1:P:162:ARG:NH2	1:P:176:TYR:O	2.50	0.44
1:Q:359:ARG:HG2	1:Q:360:GLU:N	2.33	0.44
1:R:771:ALA:HA	1:R:774:ILE:HD12	1.98	0.44
1:S:348:ILE:HG23	1:S:368:VAL:HG13	1.99	0.44
1:S:415:ASN:OD1	1:S:418:ARG:NH2	2.46	0.44
1:S:472:SER:HB3	1:S:475:LEU:HB2	2.00	0.44
1:A:298:LEU:HD23	1:A:298:LEU:HA	1.85	0.44
2:B:221:VAL:HG22	2:B:227:LEU:HD21	1.98	0.44
2:B:278:GLU:OE1	2:B:281:ARG:NH2	2.50	0.44
2:B:713:ILE:HG22	2:B:715:GLN:HG2	1.99	0.44
2:C:553:LYS:NZ	2:C:668:GLN:OE1	2.49	0.44
2:D:228:PRO:HB2	2:D:230:TRP:CE2	2.53	0.44
2:E:582:ILE:O	2:E:586:ARG:HG3	2.17	0.44
2:F:152:HIS:CD2	2:F:356:ARG:HD2	2.53	0.44
2:G:360:LYS:HE3	2:G:369:LEU:HD22	1.99	0.44
2:J:434:PRO:HG2	2:J:435:HIS:CE1	2.52	0.44
2:M:563:ILE:HD11	2:M:680:LEU:HD11	2.00	0.44
2:N:564:TRP:CD1	2:N:581:ALA:HB2	2.52	0.44
1:O:454:VAL:HG21	1:O:508:VAL:HG21	1.99	0.44
1:O:473:GLU:HB2	1:P:288:TYR:CE1	2.52	0.44
1:P:296:GLN:HE21	1:P:300:LYS:HB3	1.81	0.44
1:P:313:MET:HG3	1:P:379:LEU:HD23	1.98	0.44
1:Q:752:HIS:HE1	1:Q:777:PHE:HD2	1.64	0.44
1:R:320:LYS:HE3	1:R:365:ASP:HB3	1.99	0.44
1:R:431:ARG:HH21	1:R:474:ALA:HB3	1.83	0.44
1:R:765:MET:H	1:R:768:GLN:HB2	1.81	0.44
1:S:313:MET:HG3	1:S:379:LEU:HD22	1.99	0.44
2:C:544:SER:O	2:C:545:LEU:HD22	2.17	0.44
2:E:99:GLN:HG3	2:E:763:HIS:CD2	2.53	0.44
2:F:465:GLY:HA2	2:F:494:HIS:O	2.18	0.44
2:G:567:LEU:HD21	2:G:688:LEU:HD22	1.99	0.44
2:I:210:ILE:O	2:I:214:ILE:HG12	2.17	0.44
2:K:424:LYS:H	2:K:470:ALA:HB2	1.82	0.44
2:M:497:TYR:O	2:M:529:GLY:N	2.48	0.44
1:O:539:MET:CE	1:O:557:VAL:CG2	2.96	0.44
1:P:19:PHE:CE2	1:P:334:PRO:HD3	2.49	0.44
1:Q:757:TYR:CZ	1:Q:932:PRO:HD3	2.53	0.44
1:Q:776:ARG:NH2	1:Q:871:GLU:OE2	2.48	0.44

Continued on next page...

Continued from previous page...

Atom-1	Atom-2	Interatomic distance (Å)	Clash overlap (Å)
1:R:23:LEU:HD21	1:S:69:ARG:HA	2.00	0.44
1:R:86:ILE:HD11	1:R:251:THR:HB	1.98	0.44
1:R:929:LYS:HG2	1:R:930:ASP:H	1.81	0.44
1:S:503:VAL:HA	1:S:550:TRP:NE1	2.33	0.44
1:T:516:THR:HG23	1:T:528:PHE:HE1	1.83	0.44
1:A:717:LEU:HA	1:A:720:VAL:HG22	2.00	0.44
2:C:179:PHE:O	2:C:183:TRP:N	2.51	0.44
2:E:81:ILE:HD12	2:E:132:LEU:HD12	2.00	0.44
2:I:719:VAL:HG11	2:I:767:VAL:HG21	1.99	0.44
2:J:133:TYR:HB3	2:J:762:TYR:CE2	2.53	0.44
2:K:359:PRO:HB2	2:K:445:GLN:NE2	2.26	0.44
2:L:135:TYR:CE2	2:L:140:GLU:HG3	2.52	0.44
2:M:150:GLU:HB2	2:M:757:LEU:HD22	1.99	0.44
2:M:501:GLU:OE1	2:M:530:HIS:ND1	2.41	0.44
2:N:214:ILE:HG21	2:N:295:TYR:HB2	1.99	0.44
1:O:566:LYS:HD3	1:O:566:LYS:HA	1.83	0.44
1:P:116:PRO:HG2	1:P:119:GLU:HB2	2.00	0.44
1:P:133:VAL:HG11	1:P:153:TRP:CZ2	2.52	0.44
1:R:628:ALA:O	1:R:632:ILE:HG12	2.17	0.44
1:S:290:VAL:HA	1:S:293:LEU:HD12	2.00	0.44
1:S:439:HIS:HB2	1:T:314:LEU:HD23	1.98	0.44
1:T:425:MET:HB3	1:T:428:SER:HB3	1.99	0.44
1:A:569:VAL:O	1:A:570:PHE:HD1	2.01	0.44
2:B:236:ASN:ND2	2:B:238:GLN:HB3	2.32	0.44
2:F:246:LEU:HD23	2:F:246:LEU:H	1.83	0.44
2:G:246:LEU:HD23	2:G:246:LEU:H	1.82	0.44
2:I:567:LEU:HB3	2:I:577:ALA:HB2	1.99	0.44
2:I:778:ASP:HA	2:I:781:ARG:HH11	1.82	0.44
2:K:475:ALA:HB1	2:K:479:LEU:HD23	2.00	0.44
2:K:554:GLU:HB3	2:K:669:ARG:HD2	2.00	0.44
2:L:410:HIS:CE1	2:L:412:LYS:HB2	2.52	0.44
2:L:650:LYS:HA	2:L:650:LYS:HD2	1.85	0.44
2:L:748:ASP:OD1	2:L:749:ASP:N	2.48	0.44
1:P:112:PRO:HG3	1:P:233:VAL:HG21	1.99	0.44
1:Q:438:GLN:HG2	1:R:309:GLN:HE21	1.82	0.44
1:Q:445:SER:OG	1:Q:449:ASP:OD2	2.36	0.44
1:Q:838:THR:HG23	1:Q:839:HIS:ND1	2.32	0.44
1:R:549:HIS:HA	1:R:552:ASN:ND2	2.30	0.44
2:B:523:ARG:NH1	2:G:84:GLU:HA	2.33	0.44
2:C:5:LEU:HB3	2:C:72:ILE:HD13	2.00	0.44
2:C:149:HIS:CE1	2:C:791:ARG:HB2	2.53	0.44

Continued on next page...

Continued from previous page...

Atom-1	Atom-2	Interatomic distance (Å)	Clash overlap (Å)
2:C:554:GLU:OE1	2:C:669:ARG:NH1	2.50	0.44
2:C:756:ASP:OD1	2:C:757:LEU:N	2.49	0.44
2:D:64:ASN:HD21	1:S:144:ASN:HA	1.82	0.44
2:E:92:LEU:HD21	2:E:136:HIS:HD2	1.83	0.44
2:J:207:ARG:HB3	2:J:298:ILE:HD12	1.99	0.44
2:J:209:GLN:O	2:J:213:ASN:ND2	2.51	0.44
2:L:35:LEU:HD21	2:M:193:ALA:HB1	1.99	0.44
2:L:381:LEU:HD23	2:L:381:LEU:HA	1.86	0.44
2:N:93:PRO:HG3	2:N:770:ARG:HH12	1.81	0.44
2:N:481:CYS:SG	2:N:520:LEU:HD23	2.58	0.44
2:N:781:ARG:HA	2:N:781:ARG:HD2	1.86	0.44
1:P:748:VAL:HA	1:P:752:HIS:HD2	1.83	0.44
1:P:776:ARG:HB3	1:P:857:PRO:HG2	2.00	0.44
1:Q:146:TYR:HA	1:Q:149:GLN:NE2	2.32	0.44
1:R:355:GLY:HA2	1:R:413:VAL:HG12	2.00	0.44
1:T:333:GLU:HB2	1:T:336:MET:HG2	1.99	0.44
1:T:741:PHE:CE1	1:T:782:PHE:HB2	2.53	0.44
1:T:831:ASP:OD1	1:T:832:ASN:N	2.48	0.44
1:A:744:ASN:ND2	1:A:781:ALA:O	2.51	0.43
2:B:159:THR:HG22	2:B:337:ARG:HA	2.00	0.43
2:C:613:LEU:HD23	2:C:613:LEU:H	1.83	0.43
2:C:654:LYS:HE2	2:C:654:LYS:HB3	1.84	0.43
2:D:80:PHE:CD2	2:D:98:TRP:HE3	2.35	0.43
2:D:714:SER:O	2:D:714:SER:OG	2.34	0.43
2:F:679:TYR:HD1	2:F:680:LEU:HG	1.83	0.43
2:G:51:SER:OG	2:I:550:SER:O	2.25	0.43
2:J:481:CYS:HB3	2:J:485:ARG:HH22	1.83	0.43
2:L:89:LYS:HD2	2:L:133:TYR:O	2.18	0.43
2:L:717:ARG:HE	2:M:717:ARG:CZ	2.31	0.43
2:M:85:LYS:HD2	2:M:135:TYR:OH	2.18	0.43
1:O:737:VAL:HA	1:O:789:GLU:OE2	2.18	0.43
1:Q:622:VAL:HG23	1:Q:625:LEU:HD12	2.00	0.43
1:R:303:PRO:HB2	1:R:306:LYS:HG2	2.00	0.43
1:A:254:LEU:HD23	1:T:426:LEU:HD23	1.99	0.43
1:A:806:LEU:HD12	1:T:650:ILE:HD12	1.99	0.43
2:B:10:VAL:HG12	2:B:36:ALA:HB2	1.99	0.43
2:B:85:LYS:HE2	2:J:494:HIS:CE1	2.53	0.43
2:C:42:ARG:HH12	2:D:42:ARG:HB2	1.82	0.43
2:C:44:LEU:HD12	2:C:44:LEU:HA	1.91	0.43
2:E:410:HIS:HE1	2:E:412:LYS:HB2	1.82	0.43
2:G:722:HIS:ND1	2:G:724:ILE:HG22	2.33	0.43

Continued on next page...

Continued from previous page...

Atom-1	Atom-2	Interatomic distance (Å)	Clash overlap (Å)
2:J:347:TYR:HD1	2:J:412:LYS:HB3	1.83	0.43
2:J:481:CYS:SG	2:J:519:PHE:HB3	2.58	0.43
2:M:215:ARG:NH2	2:M:263:LYS:O	2.45	0.43
2:N:693:MET:HG2	2:N:741:MET:HE3	1.99	0.43
1:O:744:ASN:HD21	1:O:810:PRO:HD2	1.83	0.43
1:O:747:ASN:HD21	1:O:809:ASN:HB3	1.83	0.43
1:Q:718:LYS:HD3	1:Q:718:LYS:HA	1.84	0.43
1:Q:888:SER:HB2	1:Q:891:GLU:HG2	2.00	0.43
1:R:107:LEU:HD22	1:R:128:ARG:HB3	1.99	0.43
1:S:543:ARG:HA	1:T:469:GLN:HB3	1.98	0.43
1:T:107:LEU:HG	1:T:108:PRO:HD2	2.00	0.43
1:A:439:HIS:CD2	1:O:314:LEU:HD23	2.51	0.43
2:B:19:SER:OG	2:B:20:LEU:N	2.51	0.43
2:B:152:HIS:CD2	2:B:356:ARG:HG3	2.53	0.43
2:B:472:GLU:HB2	2:B:500:GLY:H	1.83	0.43
2:C:523:ARG:HH11	2:E:85:LYS:HD3	1.82	0.43
2:D:439:PHE:HD2	2:D:440:LYS:HE2	1.82	0.43
2:E:424:LYS:NZ	2:E:470:ALA:H	2.16	0.43
2:F:354:GLU:HG2	2:F:354:GLU:O	2.18	0.43
2:F:493:ALA:HB1	2:L:85:LYS:HA	1.99	0.43
2:I:450:MET:HG3	2:I:633:TRP:CH2	2.54	0.43
2:K:152:HIS:ND1	2:K:748:ASP:OD2	2.51	0.43
2:L:600:ILE:H	2:L:600:ILE:HD12	1.83	0.43
2:M:419:VAL:HG13	2:M:465:GLY:C	2.38	0.43
2:N:9:THR:HG21	2:N:196:ASP:HB2	2.00	0.43
2:N:554:GLU:HG3	2:N:669:ARG:HD2	2.00	0.43
1:O:92:SER:O	1:O:95:SER:OG	2.37	0.43
1:P:426:LEU:O	1:P:429:ILE:HG12	2.17	0.43
1:P:654:THR:HG23	1:P:654:THR:O	2.18	0.43
1:P:835:TRP:HB3	1:P:843:PHE:CZ	2.53	0.43
1:Q:738:TRP:HA	1:Q:741:PHE:HB2	2.01	0.43
1:Q:783:LEU:HD11	1:Q:845:LEU:HB3	2.01	0.43
1:Q:789:GLU:HB3	1:Q:793:TYR:CD2	2.53	0.43
1:R:274:LEU:HB3	1:S:276:GLN:NE2	2.32	0.43
1:R:659:PRO:HB3	1:S:516:THR:HB	2.01	0.43
1:S:85:PHE:O	1:S:89:VAL:HG23	2.18	0.43
1:S:152:GLN:O	1:S:156:HIS:ND1	2.49	0.43
1:T:107:LEU:HD22	1:T:218:ILE:HG22	1.99	0.43
2:C:95:PHE:CE1	2:C:134:PRO:HD3	2.52	0.43
2:E:34:PHE:HZ	2:E:50:LYS:HA	1.83	0.43
2:E:511:ARG:HD2	2:E:558:LEU:HB3	2.00	0.43

Continued on next page...

Continued from previous page...

Atom-1	Atom-2	Interatomic distance (Å)	Clash overlap (Å)
2:F:20:LEU:N	2:F:235:GLN:O	2.48	0.43
2:G:40:GLN:HG3	2:G:104:ARG:HH21	1.84	0.43
2:G:528:LEU:O	2:G:704:GLU:N	2.41	0.43
2:I:149:HIS:CE1	2:I:791:ARG:HB2	2.53	0.43
2:I:217:ILE:HG12	2:I:230:TRP:HH2	1.84	0.43
2:J:148:LEU:HD21	2:J:761:PHE:CD2	2.54	0.43
2:J:169:LEU:HD22	2:J:212:CYS:HB2	2.01	0.43
2:J:424:LYS:H	2:J:470:ALA:CB	2.32	0.43
2:K:69:PRO:HB2	2:K:292:LEU:HD23	1.99	0.43
2:M:151:THR:HB	2:M:527:ARG:NH2	2.34	0.43
2:M:567:LEU:HB3	2:M:577:ALA:HB2	1.99	0.43
2:N:236:ASN:ND2	2:N:238:GLN:HB2	2.33	0.43
2:N:371:PHE:HB2	2:N:397:ILE:HG13	2.01	0.43
2:N:538:PRO:O	2:N:542:LYS:HG3	2.19	0.43
1:Q:367:TYR:OH	1:Q:467:ARG:NH2	2.48	0.43
1:Q:743:PHE:HA	1:Q:746:ASN:HD21	1.84	0.43
1:Q:911:GLN:HE21	1:Q:912:ASN:ND2	2.17	0.43
1:R:431:ARG:NH2	1:R:472:SER:OG	2.51	0.43
1:R:772:ALA:HB2	1:R:918:ASN:HB3	2.00	0.43
1:S:337:GLN:OE1	1:S:339:ILE:HG12	2.19	0.43
1:S:558:VAL:HG21	1:S:571:LEU:HB2	2.00	0.43
1:T:173:LYS:HB2	1:T:176:TYR:CD1	2.54	0.43
1:A:164:LEU:O	1:A:168:THR:OG1	2.29	0.43
1:A:856:PHE:O	1:A:913:THR:OG1	2.28	0.43
2:B:165:TRP:HB2	2:B:303:LEU:HD21	2.01	0.43
2:B:396:THR:HG23	2:B:399:GLN:H	1.84	0.43
2:D:453:LEU:HD23	2:D:453:LEU:HA	1.88	0.43
2:E:556:ARG:HD3	2:E:675:VAL:HG21	2.00	0.43
2:F:476:PRO:HG2	2:F:478:GLU:HG3	2.01	0.43
2:F:478:GLU:HB3	2:F:519:PHE:CD2	2.52	0.43
2:F:536:ILE:HG21	2:F:541:TRP:HB2	1.99	0.43
2:I:263:LYS:HE2	2:I:264:TYR:CZ	2.53	0.43
2:I:756:ASP:OD1	2:I:757:LEU:N	2.51	0.43
2:L:657:LYS:O	2:L:661:THR:OG1	2.29	0.43
2:M:212:CYS:O	2:M:216:GLU:HG2	2.18	0.43
2:N:130:TRP:CE2	2:N:343:GLY:HA2	2.53	0.43
2:N:729:GLY:HA2	2:N:734:ALA:HB2	2.00	0.43
1:O:132:MET:HA	1:O:135:ASP:HB2	1.99	0.43
1:P:425:MET:SD	1:P:425:MET:N	2.91	0.43
1:P:604:MET:HG2	1:P:914:ILE:HD12	2.00	0.43
1:S:205:LYS:HZ3	1:S:245:LYS:HD2	1.83	0.43

Continued on next page...

Continued from previous page...

Atom-1	Atom-2	Interatomic distance (Å)	Clash overlap (Å)
1:S:389:LYS:HG2	1:S:416:LEU:HD22	2.01	0.43
1:A:141:TRP:CG	1:A:142:ALA:N	2.86	0.43
1:A:755:ARG:HH12	1:A:812:THR:HG23	1.83	0.43
1:A:787:LEU:HD23	1:A:817:PHE:HE1	1.82	0.43
2:B:561:VAL:HG11	2:B:607:PHE:CD2	2.53	0.43
2:C:588:ALA:HB2	2:C:603:LEU:HD11	1.99	0.43
2:C:642:GLU:HA	2:C:645:LYS:HB2	2.00	0.43
2:D:68:GLY:O	2:D:72:ILE:HG13	2.19	0.43
2:F:524:ASN:OD1	2:F:700:ASN:HB3	2.18	0.43
2:I:545:LEU:HD12	2:I:546:PRO:HD2	2.00	0.43
2:J:230:TRP:CE3	2:J:245:ILE:HG12	2.53	0.43
2:J:424:LYS:H	2:J:470:ALA:HB2	1.83	0.43
2:J:437:LEU:HA	2:J:440:LYS:HG2	2.01	0.43
2:J:693:MET:HG2	2:J:741:MET:HE3	2.00	0.43
2:K:689:GLN:O	2:K:693:MET:HG3	2.19	0.43
2:L:147:CYS:HB2	2:L:351:ARG:HB2	2.00	0.43
1:S:425:MET:HE2	1:S:428:SER:HB2	1.99	0.43
1:S:782:PHE:CE1	1:S:845:LEU:HD13	2.53	0.43
1:T:289:MET:O	1:T:293:LEU:N	2.40	0.43
1:T:359:ARG:HH22	1:T:791:SER:C	2.22	0.43
1:T:574:VAL:HB	1:T:620:CYS:HB3	2.01	0.43
1:A:189:TYR:HB2	1:T:131:LYS:HZ2	1.82	0.43
2:C:381:LEU:HD23	2:C:381:LEU:HA	1.86	0.43
2:C:503:PHE:HE2	2:C:532:THR:HG23	1.83	0.43
2:D:99:GLN:HG3	2:D:763:HIS:ND1	2.33	0.43
2:D:516:ALA:O	2:D:520:LEU:HB2	2.18	0.43
2:E:563:ILE:HD13	2:E:680:LEU:HD11	1.99	0.43
2:F:575:ARG:NH2	2:F:576:TYR:OH	2.51	0.43
2:G:109:PRO:HA	2:G:273:LEU:HD21	2.00	0.43
2:G:224:GLY:HA2	2:G:279:LYS:HE3	2.00	0.43
2:G:424:LYS:HZ1	2:G:471:ASN:H	1.66	0.43
2:J:143:ILE:HG13	2:J:758:LYS:HE2	2.01	0.43
2:J:159:THR:HG22	2:J:337:ARG:HA	2.00	0.43
2:J:659:TRP:HD1	2:J:660:LEU:HD12	1.83	0.43
2:K:212:CYS:O	2:K:216:GLU:HG2	2.18	0.43
2:K:214:ILE:HG21	2:K:295:TYR:HB2	2.01	0.43
2:L:674:GLU:HB2	2:M:55:TYR:CZ	2.54	0.43
2:M:561:VAL:HG11	2:M:607:PHE:CD2	2.54	0.43
2:M:562:PHE:HE2	2:M:688:LEU:HD23	1.82	0.43
2:N:215:ARG:NH1	2:N:263:LYS:O	2.49	0.43
1:P:160:LEU:HD12	1:P:196:LEU:HD22	2.00	0.43

Continued on next page...

Continued from previous page...

Atom-1	Atom-2	Interatomic distance (Å)	Clash overlap (Å)
1:Q:929:LYS:HD3	1:Q:930:ASP:O	2.19	0.43
1:R:787:LEU:HA	1:R:790:GLU:HG2	2.01	0.43
1:S:741:PHE:CE1	1:S:745:LEU:HD21	2.53	0.43
1:A:72:PHE:O	1:A:249:VAL:HA	2.19	0.43
2:B:662:SER:HB3	2:B:665:VAL:HB	2.00	0.43
2:C:354:GLU:OE2	2:C:356:ARG:NE	2.50	0.43
2:D:542:LYS:HA	2:D:545:LEU:HD12	2.00	0.43
2:D:575:ARG:HB3	2:I:569:SER:HB3	2.01	0.43
2:I:357:PHE:HE1	2:I:418:LEU:HB3	1.84	0.43
2:K:699:ARG:HB2	2:K:701:ILE:HG12	1.99	0.43
2:L:162:GLU:HG3	2:L:754:ALA:HB2	2.01	0.43
2:N:771:LYS:HD3	2:N:771:LYS:HA	1.81	0.43
1:O:105:LYS:HG2	1:O:213:CYS:HB3	2.00	0.43
1:Q:255:ARG:NH1	1:Q:259:GLN:HG2	2.34	0.43
1:Q:607:SER:HB2	1:Q:625:LEU:HG	2.00	0.43
1:T:450:ILE:HG12	1:T:482:LEU:HD13	2.00	0.43
2:B:112:ALA:HA	2:B:270:PHE:HE1	1.83	0.43
2:B:207:ARG:NH1	2:B:301:GLN:OE1	2.50	0.43
2:B:649:MET:HG2	2:B:652:PRO:HD2	2.00	0.43
2:D:82:LYS:HB3	2:D:82:LYS:HE2	1.77	0.43
2:G:486:VAL:HG23	2:G:632:LEU:HB3	2.01	0.43
2:L:133:TYR:HB3	2:L:762:TYR:CE2	2.54	0.43
2:L:150:GLU:HG3	2:L:757:LEU:HD22	2.00	0.43
2:L:596:GLU:OE1	2:L:596:GLU:N	2.51	0.43
2:M:81:ILE:HD12	2:M:132:LEU:HD12	2.01	0.43
2:M:250:ARG:NH2	1:P:206:ARG:HH12	2.17	0.43
2:M:595:GLU:OE1	2:M:595:GLU:N	2.52	0.43
2:M:764:LEU:O	2:M:768:LEU:HG	2.18	0.43
2:N:342:HIS:HB2	2:N:380:TYR:HE2	1.84	0.43
1:O:473:GLU:HB2	1:P:288:TYR:HE1	1.84	0.43
1:O:538:TYR:HE2	1:O:539:MET:SD	2.42	0.43
1:P:801:TYR:HE2	1:P:833:LYS:HD2	1.84	0.43
1:Q:790:GLU:O	1:Q:794:HIS:HB2	2.18	0.43
1:S:39:ASP:OD1	1:S:40:GLN:N	2.52	0.43
1:S:329:LYS:HE2	1:S:329:LYS:HB3	1.90	0.43
1:T:80:ALA:HA	1:T:376:VAL:HB	2.01	0.43
1:T:111:ASP:HB2	1:T:221:ASP:HB2	2.00	0.43
1:A:316:LEU:HD23	1:A:325:LYS:HD2	2.01	0.43
1:A:462:THR:HA	1:A:465:TYR:CD2	2.54	0.43
2:B:791:ARG:HH22	2:G:145:ARG:HD2	1.84	0.43
2:C:543:ARG:NH2	2:C:717:ARG:HG2	2.34	0.43

Continued on next page...

Continued from previous page...

Atom-1	Atom-2	Interatomic distance (Å)	Clash overlap (Å)
2:D:719:VAL:HG21	2:D:763:HIS:HE2	1.83	0.43
2:E:143:ILE:HG12	2:E:148:LEU:HD21	2.01	0.43
2:E:424:LYS:HE3	2:E:480:PHE:CE2	2.54	0.43
2:F:22:GLU:OE1	2:F:22:GLU:N	2.50	0.43
2:F:663:ASP:OD1	2:F:664:ASN:N	2.51	0.43
2:G:588:ALA:HB2	2:G:603:LEU:HD11	2.00	0.43
2:J:404:LEU:O	2:J:407:VAL:HG12	2.19	0.43
2:J:750:PRO:HB2	2:J:752:ILE:HG12	2.00	0.43
2:K:34:PHE:O	2:K:37:GLN:HG3	2.19	0.43
2:K:464:ARG:O	2:K:494:HIS:HB2	2.19	0.43
2:L:207:ARG:HB3	2:L:298:ILE:HD12	2.00	0.43
2:M:393:LYS:HB3	2:M:395:LEU:HD23	2.01	0.43
2:M:654:LYS:HA	2:M:657:LYS:HZ3	1.84	0.43
1:P:69:ARG:NH2	1:P:242:ASN:OD1	2.52	0.43
1:S:531:LEU:O	1:S:535:TYR:N	2.47	0.43
1:T:753:LYS:HE3	1:T:753:LYS:HB2	1.77	0.43
1:A:290:VAL:HA	1:A:293:LEU:HB2	2.00	0.42
1:A:353:ARG:O	1:A:357:ASN:N	2.52	0.42
2:C:752:ILE:HD11	2:C:755:ALA:HB2	2.01	0.42
2:D:34:PHE:CZ	2:D:50:LYS:HD2	2.54	0.42
2:D:454:LYS:HE2	2:D:454:LYS:HB3	1.81	0.42
2:D:574:LEU:HD23	2:D:574:LEU:HA	1.89	0.42
2:E:19:SER:OG	2:E:235:GLN:O	2.28	0.42
2:E:516:ALA:O	2:E:520:LEU:HB2	2.18	0.42
2:F:283:ASN:OD1	2:F:284:ALA:N	2.52	0.42
2:F:371:PHE:HB2	2:F:397:ILE:HG13	2.00	0.42
2:G:138:THR:HG22	2:G:780:LEU:HD22	1.99	0.42
2:I:199:LEU:HD11	2:I:301:GLN:HE22	1.84	0.42
2:K:724:ILE:O	2:K:728:MET:HG2	2.18	0.42
2:M:332:LYS:N	2:M:332:LYS:HD2	2.34	0.42
2:M:397:ILE:H	2:M:397:ILE:HD12	1.83	0.42
2:N:70:VAL:HG23	2:N:277:LEU:HD22	2.01	0.42
2:N:95:PHE:CE1	2:N:134:PRO:HD3	2.54	0.42
1:P:554:CYS:O	1:P:558:VAL:HG13	2.19	0.42
1:R:372:LEU:HA	1:R:379:LEU:HD22	2.01	0.42
1:S:128:ARG:HH22	1:T:195:ASP:HB2	1.83	0.42
1:S:322:LYS:HA	1:S:322:LYS:HD2	1.82	0.42
2:B:165:TRP:HH2	2:B:298:ILE:HG22	1.84	0.42
2:C:658:GLN:O	2:C:662:SER:HB2	2.19	0.42
2:D:1:MET:SD	2:D:1:MET:N	2.92	0.42
2:E:12:LEU:HD21	2:E:207:ARG:HD2	2.00	0.42

Continued on next page...

Continued from previous page...

Atom-1	Atom-2	Interatomic distance (Å)	Clash overlap (Å)
2:E:391:HIS:O	2:E:403:ASN:ND2	2.30	0.42
2:E:471:ASN:OD1	2:E:472:GLU:N	2.50	0.42
2:F:5:LEU:HD11	2:F:53:TRP:HZ3	1.83	0.42
2:F:417:ALA:HB1	2:F:464:ARG:HG3	2.00	0.42
2:G:476:PRO:HB2	2:G:478:GLU:OE1	2.18	0.42
2:G:730:LEU:HD11	2:G:782:LYS:HD3	2.01	0.42
2:I:375:ARG:NH1	2:I:379:GLU:HB2	2.33	0.42
2:K:349:GLN:OE1	2:K:758:LYS:HE3	2.19	0.42
2:L:356:ARG:HB3	2:L:421:HIS:HD2	1.84	0.42
2:M:506:LEU:O	2:M:510:ILE:HG12	2.19	0.42
2:M:703:ILE:HB	2:M:743:ILE:HD13	2.01	0.42
2:N:55:TYR:O	2:N:59:GLN:HG3	2.19	0.42
2:N:160:SER:OG	2:N:163:GLU:OE1	2.30	0.42
2:N:305:LEU:O	2:N:309:ARG:HG3	2.19	0.42
1:O:435:ASN:ND2	1:O:449:ASP:OD2	2.50	0.42
1:O:597:ASN:ND2	1:O:910:PHE:O	2.52	0.42
1:P:37:LEU:HD23	1:P:37:LEU:HA	1.87	0.42
1:Q:133:VAL:HG11	1:Q:153:TRP:CE2	2.54	0.42
1:Q:467:ARG:HA	1:Q:468:PRO:HD3	1.88	0.42
1:R:654:THR:HG22	1:R:654:THR:O	2.19	0.42
1:S:414:PRO:O	1:S:418:ARG:N	2.45	0.42
1:T:759:ASN:HB2	1:T:931:THR:HG23	2.01	0.42
1:T:760:ALA:HB1	1:T:769:SER:O	2.18	0.42
1:A:328:ILE:HG22	1:A:344:VAL:HG21	2.01	0.42
2:B:419:VAL:HG22	2:B:465:GLY:H	1.84	0.42
2:C:556:ARG:HE	2:C:560:LEU:HD21	1.85	0.42
2:C:791:ARG:O	2:C:794:ARG:NH1	2.43	0.42
2:D:231:ILE:O	2:D:234:MET:HG3	2.19	0.42
2:D:415:GLU:HG2	2:D:796:HIS:CD2	2.55	0.42
2:D:681:PRO:HB2	2:D:683:GLU:OE1	2.19	0.42
2:E:65:MET:CE	2:E:71:ALA:HA	2.50	0.42
2:E:102:MET:SD	2:E:107:CYS:HB3	2.60	0.42
2:E:220:ARG:CZ	2:E:256:THR:HB	2.49	0.42
2:F:354:GLU:HB2	2:F:417:ALA:O	2.19	0.42
2:F:421:HIS:ND1	2:F:421:HIS:O	2.51	0.42
2:F:513:ILE:HD12	2:F:534:ILE:HG23	2.02	0.42
2:F:527:ARG:HG2	2:F:702:ALA:HB3	2.02	0.42
2:I:678:GLU:OE1	2:I:678:GLU:N	2.52	0.42
2:J:375:ARG:HA	2:J:375:ARG:HD2	1.89	0.42
2:J:511:ARG:HH21	2:J:555:THR:HG23	1.85	0.42
2:J:655:LEU:O	2:J:659:TRP:N	2.45	0.42

Continued on next page...

Continued from previous page...

Atom-1	Atom-2	Interatomic distance (Å)	Clash overlap (Å)
2:K:416:LEU:HD21	2:K:418:LEU:HD21	2.00	0.42
2:L:136:HIS:ND1	2:L:138:THR:HG22	2.34	0.42
2:N:171:HIS:HB3	2:N:174:ALA:HB3	2.01	0.42
2:N:529:GLY:HA2	2:N:704:GLU:HB3	2.01	0.42
2:N:656:TYR:HA	2:N:659:TRP:HB3	2.00	0.42
1:O:82:LYS:HA	1:O:82:LYS:HD2	1.71	0.42
1:P:776:ARG:NH2	1:P:855:ILE:O	2.36	0.42
1:Q:439:HIS:CE1	1:R:314:LEU:HD12	2.54	0.42
1:R:427:SER:HB2	1:S:294:GLU:OE1	2.19	0.42
1:R:451:PHE:O	1:R:455:LYS:HG3	2.20	0.42
1:S:254:LEU:O	1:S:258:SER:N	2.44	0.42
1:A:73:PHE:HB2	1:A:302:PHE:HD2	1.84	0.42
1:A:116:PRO:HB2	1:A:119:GLU:HB2	2.00	0.42
1:A:563:ASN:ND2	1:A:567:ILE:O	2.47	0.42
2:B:393:LYS:HD3	2:B:393:LYS:HA	1.82	0.42
2:G:85:LYS:HD2	2:G:135:TYR:CZ	2.54	0.42
2:G:263:LYS:HE2	2:G:264:TYR:CZ	2.54	0.42
2:G:662:SER:HB2	2:G:665:VAL:HB	2.00	0.42
2:I:247:HIS:HB3	2:I:252:TYR:CE2	2.54	0.42
2:J:66:LYS:HD3	2:J:66:LYS:HA	1.77	0.42
2:J:133:TYR:HB3	2:J:762:TYR:HE2	1.84	0.42
2:K:170:LYS:HG2	2:K:264:TYR:CG	2.54	0.42
2:M:536:ILE:HG12	2:M:716:TYR:OH	2.19	0.42
2:M:561:VAL:O	2:M:565:ARG:HG3	2.19	0.42
2:N:286:GLU:CD	2:N:290:ARG:HH21	2.22	0.42
1:P:78:ARG:HG3	1:P:224:ASP:OD2	2.19	0.42
1:P:524:ASP:OD1	1:P:525:ARG:N	2.53	0.42
1:P:611:VAL:O	1:P:616:LEU:HD13	2.18	0.42
1:Q:114:LYS:HE3	1:R:239:LYS:O	2.20	0.42
1:R:631:ASP:OD1	1:R:632:ILE:N	2.50	0.42
1:R:856:PHE:HB3	1:R:895:LEU:HD11	2.02	0.42
1:S:894:TYR:HA	1:S:897:LYS:HB2	2.01	0.42
1:T:136:LYS:HE2	1:T:211:LEU:HA	2.01	0.42
1:T:159:GLN:HB2	1:T:182:LYS:HZ3	1.84	0.42
1:A:74:VAL:HG12	1:A:308:ILE:HB	2.02	0.42
2:C:596:GLU:OE1	2:C:651:ARG:NH2	2.50	0.42
2:D:561:VAL:HG11	2:D:607:PHE:HD2	1.83	0.42
2:F:50:LYS:HE2	2:F:50:LYS:HB2	1.90	0.42
2:F:193:ALA:HA	2:F:197:PRO:HA	2.00	0.42
2:F:649:MET:SD	2:F:652:PRO:HG2	2.59	0.42
2:G:168:ALA:HB1	2:G:208:LEU:HD11	2.01	0.42

Continued on next page...

Continued from previous page...

Atom-1	Atom-2	Interatomic distance (Å)	Clash overlap (Å)
2:I:162:GLU:OE2	2:I:299:GLN:NE2	2.53	0.42
2:L:485:ARG:HD2	2:L:639:ARG:HH21	1.84	0.42
2:L:517:LEU:HD21	2:L:695:LYS:HB3	2.01	0.42
2:M:12:LEU:HD12	2:M:297:LEU:HB3	2.01	0.42
2:M:651:ARG:HA	2:M:654:LYS:HZ3	1.84	0.42
2:M:688:LEU:O	2:M:692:VAL:HG23	2.20	0.42
1:O:576:LEU:HD12	1:O:618:ASP:OD2	2.19	0.42
1:O:639:ARG:NH1	1:O:711:THR:HA	2.35	0.42
1:O:791:SER:HG	1:O:801:TYR:HD2	1.65	0.42
1:P:765:MET:HG3	1:P:766:ALA:N	2.34	0.42
1:P:787:LEU:HB2	1:P:842:PHE:CZ	2.54	0.42
1:R:856:PHE:O	1:R:913:THR:HG23	2.19	0.42
1:S:223:ILE:HG22	1:S:227:PHE:HA	2.01	0.42
1:T:485:GLN:NE2	1:T:488:GLU:OE1	2.52	0.42
1:T:720:VAL:HA	1:T:844:LEU:CD1	2.49	0.42
1:A:601:LYS:HG3	1:O:806:LEU:HD12	2.00	0.42
1:A:819:LYS:HB2	1:A:819:LYS:HE3	1.91	0.42
2:B:12:LEU:HD21	2:B:298:ILE:HG13	2.02	0.42
2:B:663:ASP:OD1	2:B:663:ASP:N	2.52	0.42
2:J:763:HIS:O	2:J:767:VAL:HG12	2.19	0.42
2:K:82:LYS:HD3	2:K:83:ASN:O	2.20	0.42
2:K:594:LEU:HD23	2:K:594:LEU:H	1.85	0.42
2:L:70:VAL:O	2:L:74:ARG:HG3	2.20	0.42
2:L:286:GLU:HA	2:L:289:GLU:HB3	2.02	0.42
2:L:545:LEU:HD23	2:L:545:LEU:HA	1.92	0.42
2:M:572:GLU:OE1	2:M:572:GLU:N	2.53	0.42
2:N:70:VAL:HG12	2:N:289:GLU:OE2	2.19	0.42
1:O:378:LEU:O	1:O:382:VAL:HG23	2.20	0.42
1:P:227:PHE:CD2	1:P:260:LEU:HB2	2.55	0.42
1:P:359:ARG:HB2	1:P:795:SER:HA	2.01	0.42
1:P:450:ILE:HD12	1:P:466:LEU:HD11	2.01	0.42
1:P:470:SER:HB2	1:P:476:ARG:HG3	2.02	0.42
1:P:608:LEU:HB3	1:P:650:ILE:HG22	2.01	0.42
1:Q:467:ARG:HH12	1:Q:732:LEU:HD13	1.84	0.42
1:Q:559:ALA:HA	1:Q:570:PHE:CE2	2.52	0.42
1:Q:872:THR:O	1:Q:876:LYS:HG2	2.19	0.42
1:Q:879:ASP:HA	1:Q:882:VAL:HG12	2.02	0.42
1:S:359:ARG:HH21	1:S:794:HIS:HB3	1.83	0.42
1:T:511:PHE:CZ	1:T:532:ILE:HG12	2.51	0.42
1:T:723:ILE:HD11	1:T:836:LYS:HB2	2.00	0.42
1:A:223:ILE:HD11	1:A:257:TYR:HE1	1.85	0.42

Continued on next page...

Continued from previous page...

Atom-1	Atom-2	Interatomic distance (Å)	Clash overlap (Å)
2:F:532:THR:HG23	2:F:723:HIS:CD2	2.55	0.42
2:J:187:GLU:OE1	2:J:187:GLU:N	2.50	0.42
2:J:217:ILE:HD11	2:J:230:TRP:HH2	1.84	0.42
2:K:14:ARG:HB3	2:K:28:ARG:HE	1.84	0.42
2:K:370:LEU:HD21	2:K:459:LEU:HD11	2.01	0.42
2:L:158:SER:O	2:L:337:ARG:NH1	2.49	0.42
2:L:503:PHE:CE2	2:L:506:LEU:HA	2.55	0.42
2:M:347:TYR:CE1	2:M:412:LYS:HD3	2.54	0.42
2:N:273:LEU:HD23	2:N:273:LEU:HA	1.91	0.42
1:P:123:VAL:HG12	1:P:164:LEU:HD21	2.02	0.42
1:P:231:TRP:CZ2	1:P:264:LYS:HD2	2.54	0.42
1:R:227:PHE:HZ	1:S:269:TYR:CD1	2.37	0.42
1:R:431:ARG:NH2	1:R:474:ALA:HB3	2.33	0.42
1:S:133:VAL:HG23	1:S:210:ILE:HG21	2.01	0.42
1:S:650:ILE:HD12	1:T:807:ARG:H	1.85	0.42
1:T:133:VAL:O	1:T:137:LEU:HD23	2.20	0.42
1:A:488:GLU:O	1:A:491:GLN:HG2	2.19	0.42
1:A:757:TYR:HE1	1:A:929:LYS:HE3	1.84	0.42
1:A:842:PHE:O	1:A:846:ILE:HG22	2.20	0.42
2:E:356:ARG:HD3	2:E:419:VAL:HB	2.02	0.42
2:E:672:TYR:N	2:F:58:GLN:HE22	2.15	0.42
2:F:332:LYS:HD2	2:F:335:LEU:HD23	2.01	0.42
2:I:789:ASN:HD22	2:I:792:ILE:HB	1.85	0.42
2:J:148:LEU:HD13	2:J:757:LEU:HG	2.02	0.42
2:J:601:THR:HG21	2:N:585:VAL:HG21	2.01	0.42
2:K:351:ARG:O	2:K:415:GLU:N	2.50	0.42
2:K:730:LEU:HD21	2:K:768:LEU:HD22	2.02	0.42
2:L:15:LEU:HD13	2:L:290:ARG:HG3	2.00	0.42
2:M:664:ASN:OD1	2:M:665:VAL:N	2.53	0.42
1:Q:312:THR:HG22	1:Q:313:MET:H	1.84	0.42
1:R:162:ARG:HD2	1:R:163:GLY:N	2.35	0.42
1:R:460:PHE:HD2	1:R:512:ASN:HB2	1.85	0.42
1:R:771:ALA:O	1:R:775:MET:HG2	2.20	0.42
1:S:79:GLY:O	1:S:377:ARG:HG2	2.20	0.42
1:S:285:GLU:HG2	1:S:286:ARG:N	2.33	0.42
1:T:789:GLU:HA	1:T:792:LEU:HB2	2.02	0.42
1:A:228:ASP:N	1:A:228:ASP:OD1	2.52	0.42
1:A:606:SER:HB3	1:A:646:PHE:CD1	2.55	0.42
2:C:111:ILE:HD11	2:C:126:TYR:HE2	1.85	0.42
2:C:359:PRO:HG2	2:C:445:GLN:HE21	1.85	0.42
2:C:404:LEU:HB3	2:C:462:TRP:CZ2	2.54	0.42

Continued on next page...

Continued from previous page...

Atom-1	Atom-2	Interatomic distance (Å)	Clash overlap (Å)
2:E:155:LEU:HD12	2:E:334:TYR:HD1	1.85	0.42
2:F:214:ILE:HA	2:F:217:ILE:HG22	2.02	0.42
2:G:496:THR:HB	2:G:795:PHE:HZ	1.84	0.42
2:I:467:ASP:OD1	2:I:468:ALA:N	2.53	0.42
2:I:791:ARG:HA	2:I:794:ARG:HB3	2.01	0.42
2:L:756:ASP:OD1	2:L:757:LEU:N	2.52	0.42
2:M:12:LEU:HD11	2:M:298:ILE:HD13	2.01	0.42
2:M:696:MET:O	2:M:700:ASN:N	2.53	0.42
2:N:717:ARG:HA	2:N:717:ARG:HD3	1.86	0.42
1:O:303:PRO:HB2	1:O:306:LYS:HG2	2.01	0.42
1:O:498:LEU:HD13	1:O:629:ILE:HG23	2.02	0.42
1:P:32:LEU:HD22	1:P:38:ARG:NH1	2.34	0.42
1:Q:845:LEU:HD23	1:Q:845:LEU:HA	1.93	0.42
1:S:551:ALA:HB3	1:S:624:ASN:OD1	2.20	0.42
1:S:790:GLU:OE1	1:S:841:LEU:HB2	2.18	0.42
1:T:701:ASP:N	1:T:701:ASP:OD1	2.52	0.42
1:T:882:VAL:HG12	1:T:884:ASP:H	1.85	0.42
1:A:914:ILE:HG12	1:A:917:LEU:HB2	2.01	0.42
2:C:163:GLU:CD	2:C:266:GLN:HE21	2.21	0.42
2:C:428:LYS:HZ1	2:C:438:LEU:HB2	1.85	0.42
2:C:797:ASP:OD1	2:C:798:VAL:N	2.53	0.42
2:D:419:VAL:HG13	2:D:465:GLY:C	2.41	0.42
2:E:73:LEU:HD13	2:E:110:ILE:HD13	2.02	0.42
2:F:494:HIS:CE1	2:L:85:LYS:HD3	2.54	0.42
2:G:424:LYS:HD3	2:G:480:PHE:CZ	2.54	0.42
2:G:659:TRP:HA	2:G:665:VAL:HG11	2.01	0.42
2:J:58:GLN:HG3	2:J:62:GLN:NE2	2.35	0.42
2:J:529:GLY:HA2	2:J:704:GLU:HB2	2.02	0.42
2:K:385:MET:HB3	2:K:387:MET:HE1	2.02	0.42
2:K:658:GLN:HG2	2:K:665:VAL:HG21	2.02	0.42
2:K:748:ASP:OD1	2:K:749:ASP:N	2.52	0.42
2:M:195:ILE:HD13	2:M:304:THR:HG22	2.00	0.42
2:M:465:GLY:HA2	2:M:494:HIS:O	2.19	0.42
2:N:501:GLU:OE1	2:N:533:ALA:HB2	2.20	0.42
2:N:609:MET:O	2:N:612:LEU:HG	2.20	0.42
1:O:813:SER:OG	1:O:814:VAL:N	2.53	0.42
1:P:838:THR:HG23	1:P:839:HIS:CD2	2.55	0.42
1:Q:642:ILE:HD12	1:Q:710:ILE:HG23	2.02	0.42
1:R:150:LYS:HA	1:R:150:LYS:HD2	1.85	0.42
1:S:707:SER:HA	1:S:710:ILE:HB	2.02	0.42
1:S:728:ARG:H	1:S:794:HIS:CE1	2.38	0.42

Continued on next page...

Continued from previous page...

Atom-1	Atom-2	Interatomic distance (Å)	Clash overlap (Å)
1:T:425:MET:O	1:T:429:ILE:HG12	2.19	0.42
1:T:472:SER:HB3	1:T:475:LEU:HB2	2.02	0.42
1:T:596:GLU:HG2	1:T:914:ILE:HG23	2.02	0.42
1:T:626:ILE:HA	1:T:629:ILE:HG22	2.01	0.42
1:A:434:LEU:HD12	1:A:449:ASP:HB3	2.01	0.41
2:C:142:TYR:CG	2:C:780:LEU:HD11	2.55	0.41
2:C:163:GLU:CG	2:C:266:GLN:HE21	2.32	0.41
2:C:450:MET:HA	2:C:453:LEU:HB3	2.02	0.41
2:D:77:ALA:HB1	2:D:114:HIS:HB2	2.01	0.41
2:D:505:HIS:O	2:D:508:SER:OG	2.25	0.41
2:E:7:ASN:HD21	2:E:304:THR:HG21	1.84	0.41
2:E:95:PHE:HD2	2:E:766:VAL:HG21	1.85	0.41
2:E:482:PRO:HG2	2:E:613:LEU:HD13	2.02	0.41
2:F:233:SER:OG	2:F:247:HIS:ND1	2.52	0.41
2:F:402:ASP:O	2:F:405:GLU:HG2	2.20	0.41
2:G:393:LYS:HD3	2:G:393:LYS:HA	1.76	0.41
2:G:507:ILE:HG21	2:G:563:ILE:HD11	2.02	0.41
2:I:14:ARG:HH11	2:I:32:SER:HB2	1.84	0.41
2:J:155:LEU:HA	2:J:337:ARG:HH12	1.85	0.41
2:J:342:HIS:HD2	2:J:343:GLY:O	2.03	0.41
2:L:102:MET:SD	2:L:107:CYS:HB3	2.60	0.41
2:L:665:VAL:O	2:L:669:ARG:HG3	2.20	0.41
2:M:148:LEU:HB2	2:M:350:VAL:HG22	2.02	0.41
2:N:259:PRO:HG2	2:N:260:ILE:HD12	2.02	0.41
1:O:727:ILE:HG13	1:O:840:PRO:HG2	2.01	0.41
1:P:162:ARG:HH21	1:P:180:ALA:CA	2.33	0.41
1:P:769:SER:HA	1:P:773:LYS:HD2	2.01	0.41
1:Q:575:GLN:HA	1:Q:618:ASP:O	2.20	0.41
1:S:255:ARG:NH1	1:S:255:ARG:HB3	2.35	0.41
1:A:18:LEU:HD22	1:A:384:GLN:HB2	2.02	0.41
1:A:74:VAL:HG11	1:A:85:PHE:HE2	1.85	0.41
2:B:717:ARG:HD2	2:N:717:ARG:HH21	1.84	0.41
2:C:294:ILE:O	2:C:298:ILE:HG12	2.20	0.41
2:D:359:PRO:O	2:D:445:GLN:NE2	2.54	0.41
2:E:531:CYS:HB2	2:E:703:ILE:HD13	2.02	0.41
2:E:569:SER:HB3	2:G:575:ARG:HB3	2.01	0.41
2:F:567:LEU:HD21	2:F:688:LEU:HG	2.02	0.41
2:G:342:HIS:ND1	2:G:348:SER:HB3	2.35	0.41
2:I:678:GLU:HG2	2:I:678:GLU:O	2.20	0.41
2:K:79:LYS:HG2	2:K:80:PHE:CE1	2.55	0.41
2:K:592:PHE:HE1	2:K:659:TRP:HB2	1.84	0.41

Continued on next page...

Continued from previous page...

Atom-1	Atom-2	Interatomic distance (Å)	Clash overlap (Å)
2:M:347:TYR:CE2	2:N:409:PRO:HG2	2.54	0.41
2:N:576:TYR:OH	2:N:681:PRO:HG2	2.20	0.41
1:Q:312:THR:HG22	1:Q:313:MET:N	2.35	0.41
1:T:607:SER:HB2	1:T:625:LEU:HD21	2.02	0.41
1:A:231:TRP:CD2	1:A:264:LYS:HG3	2.55	0.41
2:B:228:PRO:HD2	2:B:230:TRP:HE1	1.85	0.41
2:C:303:LEU:HB3	2:C:753:PHE:CE1	2.55	0.41
2:E:397:ILE:HD11	2:E:459:LEU:HD13	2.03	0.41
2:E:560:LEU:HD23	2:E:560:LEU:HA	1.90	0.41
2:E:582:ILE:HD11	2:K:564:TRP:CH2	2.55	0.41
2:F:481:CYS:HB3	2:F:482:PRO:HD3	2.03	0.41
2:G:40:GLN:O	2:I:42:ARG:NH2	2.53	0.41
2:I:95:PHE:CD2	2:I:134:PRO:HG3	2.55	0.41
2:J:464:ARG:O	2:J:494:HIS:HB2	2.21	0.41
2:K:123:SER:O	2:K:123:SER:OG	2.31	0.41
2:L:55:TYR:O	2:L:58:GLN:HG2	2.20	0.41
2:L:152:HIS:CG	2:L:748:ASP:HB3	2.55	0.41
2:M:243:SER:HA	2:M:254:PHE:HD2	1.84	0.41
2:N:77:ALA:HB1	2:N:114:HIS:HB2	2.01	0.41
1:O:80:ALA:HB1	1:O:376:VAL:HG23	2.02	0.41
1:O:313:MET:HE1	1:O:379:LEU:HD21	2.02	0.41
1:O:439:HIS:HB2	1:P:314:LEU:HD23	2.03	0.41
1:O:439:HIS:HE1	1:P:373:LYS:HD3	1.85	0.41
1:O:487:SER:O	1:O:491:GLN:HB2	2.20	0.41
1:P:839:HIS:O	1:P:843:PHE:HD2	2.03	0.41
1:R:162:ARG:O	1:R:166:LEU:HD23	2.20	0.41
1:S:122:LEU:HA	1:S:122:LEU:HD12	1.86	0.41
1:T:454:VAL:HG22	1:T:463:GLY:HA3	2.02	0.41
2:B:356:ARG:HB3	2:B:421:HIS:HD2	1.85	0.41
2:B:506:LEU:O	2:B:510:ILE:HG12	2.20	0.41
2:B:726:ARG:HE	2:B:735:ILE:HG12	1.84	0.41
2:D:22:GLU:OE1	2:D:22:GLU:N	2.32	0.41
2:E:155:LEU:HD12	2:E:334:TYR:CD1	2.56	0.41
2:F:725:PHE:HB2	2:F:733:GLU:HG2	2.02	0.41
2:G:356:ARG:HD3	2:G:419:VAL:HB	2.01	0.41
2:I:487:LEU:HD12	2:I:492:ILE:HG13	2.02	0.41
2:K:293:TRP:O	2:K:297:LEU:HG	2.20	0.41
2:M:131:PRO:HB3	2:M:754:ALA:HB1	2.02	0.41
2:N:130:TRP:NE1	2:N:343:GLY:HA2	2.36	0.41
2:N:404:LEU:O	2:N:407:VAL:HG12	2.20	0.41
1:P:656:ILE:N	1:P:656:ILE:CD1	2.73	0.41

Continued on next page...

Continued from previous page...

Atom-1	Atom-2	Interatomic distance (Å)	Clash overlap (Å)
1:Q:266:TYR:CD2	1:R:273:LEU:HA	2.55	0.41
1:R:264:LYS:HA	1:R:264:LYS:HD2	1.83	0.41
1:R:367:TYR:CD2	1:R:480:ILE:HG22	2.56	0.41
1:R:716:TRP:HE3	1:R:849:PRO:HG3	1.85	0.41
1:S:448:LYS:HE3	1:S:452:THR:HG21	2.03	0.41
1:S:571:LEU:HD21	1:S:623:PHE:CD2	2.56	0.41
1:T:110:ILE:HG22	1:T:128:ARG:HE	1.85	0.41
1:A:458:ARG:NH2	1:T:533:SER:HB3	2.35	0.41
2:B:20:LEU:HD22	2:B:287:GLY:HA2	2.02	0.41
2:B:183:TRP:O	2:B:189:LYS:NZ	2.48	0.41
2:B:642:GLU:O	2:B:645:LYS:HG3	2.21	0.41
2:C:130:TRP:NE1	2:C:343:GLY:HA2	2.36	0.41
2:C:134:PRO:HG2	2:C:762:TYR:CD1	2.55	0.41
2:C:531:CYS:HB2	2:C:703:ILE:HD13	2.02	0.41
2:E:165:TRP:HB2	2:E:303:LEU:HD21	2.02	0.41
2:F:214:ILE:HG21	2:F:295:TYR:HB2	2.02	0.41
2:G:347:TYR:CG	2:G:412:LYS:HE3	2.55	0.41
2:I:177:ARG:HH12	2:I:181:LYS:HD2	1.85	0.41
2:I:207:ARG:HA	2:I:210:ILE:HG22	2.03	0.41
2:I:269:GLU:HA	2:I:272:TRP:HB3	2.02	0.41
2:I:381:LEU:HD23	2:I:381:LEU:HA	1.90	0.41
2:I:724:ILE:O	2:I:728:MET:HG2	2.20	0.41
2:J:82:LYS:HA	2:J:82:LYS:HE3	2.02	0.41
2:J:356:ARG:HA	2:J:419:VAL:O	2.20	0.41
2:K:80:PHE:CD2	2:K:98:TRP:HB2	2.56	0.41
2:L:397:ILE:H	2:L:397:ILE:HG13	1.72	0.41
2:M:663:ASP:OD1	2:M:663:ASP:N	2.54	0.41
2:N:228:PRO:HG2	2:N:230:TRP:CZ2	2.56	0.41
1:O:279:GLU:O	1:O:283:LEU:HD13	2.20	0.41
1:O:626:ILE:HD11	1:O:741:PHE:HE2	1.84	0.41
1:P:525:ARG:NH1	1:P:525:ARG:O	2.53	0.41
1:S:455:LYS:O	1:S:458:ARG:NH1	2.54	0.41
1:A:79:GLY:H	1:A:82:LYS:NZ	2.19	0.41
1:A:118:HIS:CG	1:O:171:GLU:HA	2.56	0.41
1:A:846:ILE:HD11	1:A:878:ILE:HD12	2.01	0.41
2:C:259:PRO:HG2	2:C:260:ILE:HD12	2.01	0.41
2:C:351:ARG:O	2:C:415:GLU:N	2.51	0.41
2:C:610:ARG:HA	2:C:656:TYR:CZ	2.55	0.41
2:D:12:LEU:HD11	2:D:298:ILE:HG12	2.02	0.41
2:D:102:MET:SD	2:D:107:CYS:HB3	2.61	0.41
2:D:527:ARG:HG2	2:D:702:ALA:HB3	2.02	0.41

Continued on next page...

Continued from previous page...

Atom-1	Atom-2	Interatomic distance (Å)	Clash overlap (Å)
2:D:690:GLN:HA	2:D:693:MET:HB2	2.01	0.41
2:F:564:TRP:CD1	2:F:581:ALA:HB2	2.55	0.41
2:I:236:ASN:N	2:I:239:GLN:OE1	2.52	0.41
2:K:612:LEU:HD22	2:K:640:ALA:HB1	2.03	0.41
2:L:400:VAL:HG12	2:L:404:LEU:HD23	2.02	0.41
2:L:678:GLU:OE2	2:L:678:GLU:N	2.41	0.41
2:M:269:GLU:OE2	2:M:295:TYR:OH	2.27	0.41
1:O:701:ASP:N	1:O:701:ASP:OD1	2.53	0.41
1:O:930:ASP:N	1:O:930:ASP:OD1	2.43	0.41
1:P:716:TRP:HE1	1:P:847:SER:HB2	1.85	0.41
1:S:204:VAL:HG21	1:S:246:LEU:HD21	2.03	0.41
1:S:204:VAL:HG21	1:S:246:LEU:HD11	2.01	0.41
1:S:514:PHE:CD1	1:S:561:SER:HB3	2.55	0.41
1:T:166:LEU:HA	1:T:169:ASP:HB2	2.02	0.41
1:T:374:GLN:NE2	1:T:477:ASN:OD1	2.53	0.41
2:D:417:ALA:HB1	2:D:464:ARG:HG3	2.03	0.41
2:D:590:LYS:HD3	2:I:647:THR:HA	2.01	0.41
2:E:26:ASP:OD1	2:E:26:ASP:N	2.53	0.41
2:E:205:LYS:HA	2:E:205:LYS:HD2	1.93	0.41
2:F:5:LEU:HD22	2:F:293:TRP:HZ2	1.85	0.41
2:F:245:ILE:HG23	2:F:252:TYR:HB2	2.02	0.41
2:F:286:GLU:HA	2:F:289:GLU:HB3	2.03	0.41
2:F:713:ILE:HG13	2:F:715:GLN:OE1	2.21	0.41
2:G:464:ARG:O	2:G:494:HIS:HB2	2.21	0.41
2:J:162:GLU:O	2:J:165:TRP:HB3	2.20	0.41
2:J:576:TYR:OH	2:J:681:PRO:HG2	2.20	0.41
2:K:516:ALA:O	2:K:520:LEU:HB2	2.21	0.41
2:L:342:HIS:CE1	2:L:348:SER:HB3	2.55	0.41
2:L:582:ILE:O	2:L:586:ARG:HD3	2.20	0.41
2:N:434:PRO:HG2	2:N:669:ARG:NH2	2.31	0.41
1:P:733:LEU:O	1:P:737:VAL:HG13	2.19	0.41
1:R:425:MET:SD	1:R:480:ILE:HD11	2.61	0.41
1:R:723:ILE:HG22	1:R:840:PRO:HB3	2.02	0.41
1:A:82:LYS:HD2	1:A:222:ASP:HB3	2.03	0.41
1:A:159:GLN:OE1	1:A:189:TYR:OH	2.20	0.41
2:B:649:MET:CG	2:B:652:PRO:HD2	2.51	0.41
2:C:107:CYS:HA	2:C:110:ILE:HD12	2.02	0.41
2:C:597:GLU:OE1	2:M:602:THR:OG1	2.37	0.41
2:D:149:HIS:CE1	2:D:791:ARG:HB2	2.56	0.41
2:D:662:SER:O	2:D:666:ARG:HG3	2.20	0.41
2:E:43:SER:HA	2:F:714:SER:HB2	2.02	0.41

Continued on next page...

Continued from previous page...

Atom-1	Atom-2	Interatomic distance (Å)	Clash overlap (Å)
2:E:111:ILE:HD12	2:E:132:LEU:HD21	2.03	0.41
2:F:160:SER:N	2:F:163:GLU:OE2	2.42	0.41
2:G:351:ARG:NE	2:G:411:GLY:HA2	2.36	0.41
2:G:425:ARG:H	2:G:438:LEU:HD11	1.84	0.41
2:I:417:ALA:HB2	2:I:796:HIS:CD2	2.56	0.41
2:I:499:VAL:HG21	2:I:513:ILE:HD13	2.02	0.41
2:L:214:ILE:HG21	2:L:295:TYR:HB2	2.03	0.41
2:L:303:LEU:HB3	2:L:753:PHE:CZ	2.56	0.41
2:L:516:ALA:O	2:L:520:LEU:HB2	2.20	0.41
2:M:34:PHE:O	2:M:37:GLN:HG3	2.21	0.41
2:N:134:PRO:HG2	2:N:762:TYR:CD1	2.56	0.41
2:N:730:LEU:HD21	2:N:768:LEU:HD22	2.01	0.41
1:O:822:LYS:HD2	1:O:822:LYS:HA	1.89	0.41
1:P:744:ASN:HA	1:P:747:ASN:OD1	2.21	0.41
1:Q:266:TYR:HD2	1:R:273:LEU:HA	1.84	0.41
1:Q:303:PRO:HB2	1:Q:306:LYS:HG2	2.02	0.41
1:Q:511:PHE:CZ	1:Q:532:ILE:HG12	2.49	0.41
1:Q:639:ARG:HB3	1:Q:642:ILE:HD11	2.03	0.41
1:R:167:LEU:O	1:R:168:THR:OG1	2.26	0.41
1:R:801:TYR:HB3	1:R:824:ILE:HG12	2.02	0.41
1:T:277:GLU:HB3	1:T:282:ARG:HG3	2.03	0.41
1:A:156:HIS:HB3	1:A:203:LEU:HD12	2.03	0.41
1:A:183:LEU:HD11	1:T:134:SER:HB3	2.02	0.41
1:A:225:THR:OG1	1:O:238:ARG:NH2	2.54	0.41
1:A:788:VAL:HG13	1:A:807:ARG:HD3	2.02	0.41
2:B:394:PRO:O	2:B:395:LEU:HG	2.21	0.41
2:B:720:SER:HB2	2:B:771:LYS:HG2	2.02	0.41
2:C:693:MET:HA	2:C:741:MET:HE1	2.03	0.41
2:D:247:HIS:HB3	2:D:252:TYR:HD2	1.86	0.41
2:D:511:ARG:HH21	2:D:555:THR:HG23	1.85	0.41
2:D:554:GLU:HG3	2:D:555:THR:N	2.35	0.41
2:E:46:ASP:OD1	2:E:47:HIS:N	2.54	0.41
2:E:109:PRO:HG3	2:E:296:LEU:HD11	2.02	0.41
2:E:259:PRO:HG2	2:E:260:ILE:HD12	2.02	0.41
2:E:418:LEU:HB2	2:E:463:ILE:HD13	2.03	0.41
2:G:228:PRO:HB2	2:G:230:TRP:CD1	2.56	0.41
2:G:775:SER:OG	2:G:778:ASP:OD2	2.37	0.41
2:I:642:GLU:HG2	2:I:643:LEU:N	2.36	0.41
2:J:95:PHE:CE1	2:J:134:PRO:HD3	2.55	0.41
2:J:134:PRO:HD2	2:J:762:TYR:CD2	2.54	0.41
2:J:418:LEU:HB2	2:J:463:ILE:HD13	2.03	0.41

Continued on next page...

Continued from previous page...

Atom-1	Atom-2	Interatomic distance (Å)	Clash overlap (Å)
2:J:565:ARG:NH1	2:J:604:ASP:OD1	2.50	0.41
2:K:108:LEU:HD13	2:K:269:GLU:HG2	2.03	0.41
2:K:360:LYS:HD3	2:K:365:LYS:HB3	2.02	0.41
2:L:351:ARG:HG3	2:L:411:GLY:O	2.20	0.41
2:L:424:LYS:HG3	2:L:438:LEU:HD21	2.03	0.41
2:L:530:HIS:HA	2:L:706:PRO:HD3	2.03	0.41
2:L:717:ARG:H	2:L:717:ARG:HG2	1.73	0.41
2:M:12:LEU:HD13	2:M:301:GLN:HG3	2.02	0.41
2:M:69:PRO:O	2:M:73:LEU:HG	2.21	0.41
2:M:299:GLN:O	2:M:303:LEU:HD23	2.20	0.41
2:M:388:GLU:HG2	1:Q:141:TRP:HH2	1.85	0.41
2:M:450:MET:O	2:M:454:LYS:HG3	2.20	0.41
2:M:696:MET:HG3	2:M:701:ILE:HB	2.02	0.41
1:O:160:LEU:O	1:O:164:LEU:N	2.54	0.41
1:O:755:ARG:HH11	1:O:767:SER:HA	1.85	0.41
1:P:69:ARG:HH22	1:P:238:ARG:HA	1.86	0.41
1:P:131:LYS:HD2	1:Q:192:GLY:H	1.84	0.41
1:P:133:VAL:O	1:P:137:LEU:HD23	2.21	0.41
1:P:543:ARG:HG2	1:Q:469:GLN:O	2.21	0.41
1:P:576:LEU:HD22	1:P:920:SER:HB2	2.03	0.41
1:P:639:ARG:HB3	1:P:642:ILE:HD12	2.03	0.41
1:P:787:LEU:HB2	1:P:842:PHE:HZ	1.86	0.41
1:Q:38:ARG:HH21	1:Q:92:SER:HB2	1.85	0.41
1:Q:740:ARG:HH12	1:Q:807:ARG:HG2	1.86	0.41
1:Q:741:PHE:CZ	1:Q:745:LEU:HD11	2.56	0.41
1:R:73:PHE:CE2	1:R:254:LEU:HD12	2.52	0.41
1:S:195:ASP:HB2	1:S:198:GLU:OE2	2.21	0.41
1:S:366:MET:O	1:S:370:GLU:HG2	2.20	0.41
1:S:527:LYS:HE2	1:S:531:LEU:HD22	2.03	0.41
1:S:806:LEU:C	1:S:807:ARG:HD2	2.42	0.41
1:T:82:LYS:HG3	1:T:83:THR:N	2.36	0.41
1:T:359:ARG:HG2	1:T:360:GLU:H	1.86	0.41
1:T:553:ARG:NH1	1:T:654:THR:O	2.54	0.41
1:T:597:ASN:O	1:T:601:LYS:N	2.37	0.41
1:T:720:VAL:HA	1:T:844:LEU:HD13	2.02	0.41
1:T:914:ILE:HG13	1:T:917:LEU:HD12	2.01	0.41
2:C:5:LEU:HD11	2:C:53:TRP:HZ3	1.86	0.41
2:C:9:THR:HG21	2:C:196:ASP:HB3	2.03	0.41
2:C:471:ASN:OD1	2:C:473:MET:N	2.54	0.41
2:F:34:PHE:O	2:F:37:GLN:HG3	2.21	0.41
2:F:455:SER:OG	2:F:456:GLU:OE1	2.33	0.41

Continued on next page...

Continued from previous page...

Atom-1	Atom-2	Interatomic distance (Å)	Clash overlap (Å)
2:G:227:LEU:HA	2:G:228:PRO:HD3	1.93	0.41
2:I:564:TRP:O	2:I:568:ARG:HB2	2.21	0.41
2:J:129:ARG:HB3	2:J:130:TRP:CE3	2.56	0.41
2:J:477:PRO:O	2:J:520:LEU:HD11	2.20	0.41
2:K:425:ARG:H	2:K:438:LEU:CD1	2.33	0.41
2:L:95:PHE:CG	2:L:134:PRO:HG3	2.56	0.41
2:L:116:VAL:O	2:L:281:ARG:NH2	2.54	0.41
2:L:567:LEU:HB3	2:L:577:ALA:HB2	2.02	0.41
2:N:79:LYS:HE2	2:N:79:LYS:HB2	1.95	0.41
1:O:656:ILE:HD11	1:P:461:ASN:CG	2.37	0.41
1:P:787:LEU:O	1:P:790:GLU:HG2	2.21	0.41
1:Q:303:PRO:O	1:Q:307:ARG:HG3	2.21	0.41
1:Q:826:GLU:HG3	1:Q:827:LYS:HE2	2.03	0.41
1:S:227:PHE:HD1	1:S:260:LEU:HD13	1.86	0.41
1:S:654:THR:HA	1:T:743:PHE:CE2	2.56	0.41
1:A:102:VAL:O	1:A:102:VAL:HG13	2.21	0.40
2:B:148:LEU:N	2:B:349:GLN:O	2.50	0.40
2:C:466:VAL:HG23	2:C:492:ILE:HG21	2.02	0.40
2:C:503:PHE:O	2:D:47:HIS:NE2	2.53	0.40
2:C:651:ARG:HB3	2:C:652:PRO:HD3	2.03	0.40
2:C:764:LEU:HD23	2:C:764:LEU:HA	1.89	0.40
2:D:506:LEU:O	2:D:510:ILE:HG13	2.22	0.40
2:D:788:GLU:O	2:D:792:ILE:HG12	2.21	0.40
2:I:15:LEU:HD23	2:I:15:LEU:HA	1.93	0.40
2:I:418:LEU:N	2:I:462:TRP:O	2.55	0.40
2:L:717:ARG:HG3	2:M:717:ARG:HH22	1.86	0.40
2:N:236:ASN:N	2:N:239:GLN:OE1	2.53	0.40
2:N:396:THR:O	2:N:400:VAL:HG23	2.21	0.40
1:O:357:ASN:HB3	1:O:728:ARG:HB2	2.04	0.40
1:O:565:GLU:HG2	1:O:567:ILE:HG13	2.03	0.40
1:Q:864:SER:HB2	1:Q:867:ALA:H	1.86	0.40
1:R:273:LEU:O	1:R:286:ARG:NH1	2.54	0.40
1:R:427:SER:HA	1:R:430:TYR:HD2	1.86	0.40
1:S:145:ASP:HB2	1:S:148:LYS:HE3	2.03	0.40
1:S:887:LEU:HD12	1:S:892:TRP:HD1	1.86	0.40
1:S:929:LYS:HE2	1:S:929:LYS:HB3	1.88	0.40
1:T:41:LEU:HD12	1:T:85:PHE:HE2	1.85	0.40
1:A:136:LYS:HB3	1:A:136:LYS:HE3	1.89	0.40
1:A:739:SER:HA	1:A:742:TYR:HB3	2.03	0.40
1:A:776:ARG:HB2	1:A:857:PRO:HG2	2.03	0.40
2:B:245:ILE:HD12	2:B:245:ILE:HA	2.00	0.40

Continued on next page...

Continued from previous page...

Atom-1	Atom-2	Interatomic distance (Å)	Clash overlap (Å)
2:C:158:SER:O	2:C:337:ARG:NH2	2.53	0.40
2:C:176:LEU:HD13	2:C:205:LYS:HB2	2.02	0.40
2:E:156:ASN:OD1	2:E:358:ALA:N	2.54	0.40
2:F:108:LEU:HA	2:F:128:PHE:HE2	1.86	0.40
2:F:404:LEU:O	2:F:407:VAL:HG12	2.21	0.40
2:G:83:ASN:OD1	2:G:114:HIS:NE2	2.53	0.40
2:I:296:LEU:HD23	2:I:296:LEU:HA	1.92	0.40
2:I:381:LEU:O	2:I:385:MET:N	2.51	0.40
2:J:37:GLN:NE2	2:J:44:LEU:HB3	2.36	0.40
2:M:399:GLN:OE1	1:R:182:LYS:NZ	2.52	0.40
1:O:491:GLN:HA	1:O:729:PRO:HD2	2.03	0.40
1:P:443:MET:SD	1:P:496:LYS:HD3	2.61	0.40
1:P:884:ASP:OD1	1:P:884:ASP:N	2.50	0.40
1:R:426:LEU:HA	1:R:429:ILE:HB	2.03	0.40
1:S:255:ARG:HB3	1:S:255:ARG:CZ	2.51	0.40
1:T:304:VAL:HA	1:T:307:ARG:CG	2.51	0.40
1:T:801:TYR:HD1	1:T:827:LYS:HB3	1.86	0.40
1:A:510:ILE:HG13	1:A:514:PHE:HD2	1.86	0.40
1:A:612:ALA:HB1	1:O:746:ASN:HD21	1.86	0.40
1:A:654:THR:OG1	1:O:743:PHE:HB2	2.20	0.40
2:B:44:LEU:HD21	2:N:546:PRO:HD3	2.03	0.40
2:B:152:HIS:HD2	2:B:356:ARG:HG3	1.86	0.40
2:B:401:LEU:HD11	2:B:459:LEU:HD23	2.02	0.40
2:B:518:ARG:HD2	2:B:565:ARG:NH2	2.36	0.40
2:B:592:PHE:O	2:B:658:GLN:NE2	2.51	0.40
2:D:95:PHE:CD2	2:D:134:PRO:HG3	2.57	0.40
2:D:228:PRO:HB2	2:D:230:TRP:NE1	2.37	0.40
2:D:434:PRO:N	2:D:666:ARG:HH22	2.19	0.40
2:F:531:CYS:HB2	2:F:703:ILE:HD13	2.04	0.40
2:G:578:SER:O	2:G:582:ILE:HG12	2.21	0.40
2:I:2:GLU:OE1	2:I:2:GLU:N	2.54	0.40
2:I:696:MET:SD	2:I:701:ILE:HB	2.62	0.40
2:J:659:TRP:HA	2:J:665:VAL:HG11	2.03	0.40
2:J:788:GLU:O	2:J:792:ILE:HG13	2.21	0.40
2:K:434:PRO:HG3	2:K:666:ARG:HD2	2.03	0.40
2:K:662:SER:HB2	2:K:665:VAL:HB	2.03	0.40
2:L:74:ARG:HD2	2:L:117:PHE:CE1	2.56	0.40
2:L:360:LYS:HD3	2:L:362:ASP:H	1.86	0.40
2:L:605:GLN:O	2:L:609:MET:HG3	2.21	0.40
2:M:546:PRO:HG2	2:M:549:LEU:HD23	2.02	0.40
1:O:105:LYS:HA	1:O:105:LYS:HD3	1.75	0.40

Continued on next page...

Continued from previous page...

Atom-1	Atom-2	Interatomic distance (Å)	Clash overlap (Å)
1:O:289:MET:O	1:O:293:LEU:HG	2.22	0.40
1:O:729:PRO:HA	1:O:733:LEU:HD23	2.02	0.40
1:O:851:LEU:O	1:O:855:ILE:HG13	2.21	0.40
1:P:220:PHE:HB2	1:P:250:ALA:HA	2.02	0.40
1:P:426:LEU:HD23	1:P:430:TYR:HE2	1.86	0.40
1:R:234:LEU:HD21	1:R:257:TYR:CE2	2.56	0.40
1:R:536:VAL:HA	1:R:541:VAL:HG22	2.04	0.40
1:S:479:SER:HA	1:S:482:LEU:HB2	2.02	0.40
1:T:28:LYS:HA	1:T:28:LYS:HD2	1.96	0.40
1:T:762:HIS:O	1:T:762:HIS:ND1	2.54	0.40
1:A:118:HIS:ND1	1:A:118:HIS:O	2.54	0.40
1:A:320:LYS:HD3	1:A:345:ARG:NH2	2.35	0.40
2:B:259:PRO:HG2	2:B:260:ILE:HD12	2.03	0.40
2:B:491:GLY:HA2	2:G:121:PRO:HB2	2.04	0.40
2:C:89:LYS:HD2	2:C:133:TYR:O	2.22	0.40
2:E:446:ALA:HB2	2:E:483:LEU:HD11	2.02	0.40
2:E:603:LEU:HA	2:E:606:VAL:HG12	2.03	0.40
2:F:105:VAL:HG23	2:F:300:ASN:ND2	2.37	0.40
2:F:230:TRP:HB3	2:F:252:TYR:HD2	1.87	0.40
2:F:541:TRP:O	2:F:545:LEU:HD11	2.18	0.40
2:G:377:TYR:OH	2:G:414:VAL:O	2.33	0.40
2:I:373:VAL:HG11	2:I:418:LEU:HD21	2.03	0.40
2:I:496:THR:HB	2:I:795:PHE:HZ	1.87	0.40
2:I:778:ASP:HA	2:I:781:ARG:NH1	2.36	0.40
2:J:165:TRP:HB2	2:J:303:LEU:HD21	2.04	0.40
2:J:647:THR:HG23	2:J:649:MET:SD	2.61	0.40
2:J:651:ARG:NH1	2:N:597:GLU:OE2	2.55	0.40
2:K:245:ILE:HG13	2:K:246:LEU:N	2.36	0.40
2:K:410:HIS:CE1	2:K:412:LYS:HB2	2.57	0.40
2:L:169:LEU:HD11	2:L:212:CYS:HB2	2.03	0.40
2:M:34:PHE:CZ	2:M:50:LYS:HA	2.57	0.40
2:M:191:LEU:O	2:M:194:GLN:HB3	2.20	0.40
2:N:10:VAL:O	2:N:14:ARG:HG3	2.20	0.40
1:O:727:ILE:HD11	1:O:840:PRO:HB2	2.03	0.40
1:P:414:PRO:HB2	1:P:488:GLU:HG2	2.04	0.40
1:Q:764:ARG:H	1:Q:764:ARG:HD3	1.87	0.40
1:R:824:ILE:O	1:R:828:LEU:HG	2.22	0.40
1:S:73:PHE:CE2	1:S:75:ASP:HB2	2.57	0.40
1:S:231:TRP:CD1	1:S:264:LYS:HE3	2.57	0.40
1:S:607:SER:HB2	1:S:625:LEU:HG	2.04	0.40
1:A:23:LEU:HD12	1:O:244:ARG:NH2	2.37	0.40

Continued on next page...

Continued from previous page...

Atom-1	Atom-2	Interatomic distance (Å)	Clash overlap (Å)
1:A:205:LYS:HD3	1:A:245:LYS:HE3	2.02	0.40
1:A:227:PHE:CZ	1:A:256:LEU:HB3	2.56	0.40
1:A:607:SER:HB2	1:A:625:LEU:HD21	2.04	0.40
2:B:192:CYS:HB3	2:B:199:LEU:HD23	2.03	0.40
2:B:342:HIS:ND1	2:B:348:SER:CA	2.85	0.40
2:B:448:ILE:O	2:B:452:MET:HG3	2.22	0.40
2:C:3:ARG:HH11	2:C:104:ARG:HB2	1.86	0.40
2:D:424:LYS:H	2:D:470:ALA:CB	2.34	0.40
2:F:260:ILE:HG21	2:F:268:SER:HB3	2.03	0.40
2:F:494:HIS:CD2	2:F:795:PHE:HD1	2.40	0.40
2:G:412:LYS:HA	2:G:412:LYS:HD2	1.93	0.40
2:I:771:LYS:HA	2:I:771:LYS:HD3	1.89	0.40
2:J:651:ARG:NH1	2:J:655:LEU:HD11	2.36	0.40
2:K:527:ARG:HG2	2:K:702:ALA:HB3	2.03	0.40
2:L:271:CYS:SG	2:L:272:TRP:N	2.94	0.40
2:M:285:PRO:O	2:M:289:GLU:HB2	2.22	0.40
2:N:647:THR:OG1	2:N:648:GLY:N	2.53	0.40
1:O:198:GLU:HA	1:O:201:GLU:OE1	2.22	0.40
1:P:454:VAL:O	1:P:458:ARG:N	2.48	0.40
1:P:873:SER:O	1:P:876:LYS:HG3	2.22	0.40
1:R:878:ILE:HG13	1:R:879:ASP:N	2.37	0.40
1:S:218:ILE:HG23	1:S:248:VAL:HG23	2.02	0.40
1:S:425:MET:SD	1:S:477:ASN:HB3	2.61	0.40
1:S:588:TYR:HB3	1:S:921:THR:HG22	2.04	0.40

There are no symmetry-related clashes.

5.3 Torsion angles [i](#)

5.3.1 Protein backbone [i](#)

In the following table, the Percentiles column shows the percent Ramachandran outliers of the chain as a percentile score with respect to all PDB entries followed by that with respect to all EM entries.

The Analysed column shows the number of residues for which the backbone conformation was analysed, and the total number of residues.

Mol	Chain	Analysed	Favoured	Allowed	Outliers	Percentiles
1	A	820/947 (87%)	784 (96%)	36 (4%)	0	100 100

Continued on next page...

Continued from previous page...

Mol	Chain	Analysed	Favoured	Allowed	Outliers	Percentiles	
1	O	820/947 (87%)	785 (96%)	35 (4%)	0	100	100
1	P	820/947 (87%)	786 (96%)	34 (4%)	0	100	100
1	Q	820/947 (87%)	790 (96%)	30 (4%)	0	100	100
1	R	820/947 (87%)	781 (95%)	39 (5%)	0	100	100
1	S	820/947 (87%)	790 (96%)	30 (4%)	0	100	100
1	T	820/947 (87%)	785 (96%)	35 (4%)	0	100	100
2	B	770/799 (96%)	740 (96%)	30 (4%)	0	100	100
2	C	768/799 (96%)	744 (97%)	24 (3%)	0	100	100
2	D	770/799 (96%)	745 (97%)	25 (3%)	0	100	100
2	E	764/799 (96%)	735 (96%)	29 (4%)	0	100	100
2	F	769/799 (96%)	746 (97%)	23 (3%)	0	100	100
2	G	770/799 (96%)	744 (97%)	26 (3%)	0	100	100
2	I	770/799 (96%)	745 (97%)	25 (3%)	0	100	100
2	J	770/799 (96%)	751 (98%)	19 (2%)	0	100	100
2	K	773/799 (97%)	748 (97%)	25 (3%)	0	100	100
2	L	770/799 (96%)	744 (97%)	26 (3%)	0	100	100
2	M	782/799 (98%)	760 (97%)	22 (3%)	0	100	100
2	N	770/799 (96%)	748 (97%)	22 (3%)	0	100	100
All	All	14986/16217 (92%)	14451 (96%)	535 (4%)	0	100	100

There are no Ramachandran outliers to report.

5.3.2 Protein sidechains [i](#)

In the following table, the Percentiles column shows the percent sidechain outliers of the chain as a percentile score with respect to all PDB entries followed by that with respect to all EM entries.

The Analysed column shows the number of residues for which the sidechain conformation was analysed, and the total number of residues.

Mol	Chain	Analysed	Rotameric	Outliers	Percentiles	
1	A	737/835 (88%)	736 (100%)	1 (0%)	93	96
1	O	737/835 (88%)	736 (100%)	1 (0%)	93	96
1	P	737/835 (88%)	733 (100%)	4 (0%)	88	93

Continued on next page...

Continued from previous page...

Mol	Chain	Analysed	Rotameric	Outliers	Percentiles	
1	Q	737/835 (88%)	735 (100%)	2 (0%)	92	95
1	R	737/835 (88%)	734 (100%)	3 (0%)	91	94
1	S	737/835 (88%)	736 (100%)	1 (0%)	93	96
1	T	737/835 (88%)	735 (100%)	2 (0%)	92	95
2	B	670/706 (95%)	668 (100%)	2 (0%)	92	95
2	C	671/706 (95%)	671 (100%)	0	100	100
2	D	670/706 (95%)	669 (100%)	1 (0%)	93	96
2	E	670/706 (95%)	668 (100%)	2 (0%)	92	95
2	F	669/706 (95%)	668 (100%)	1 (0%)	93	96
2	G	670/706 (95%)	670 (100%)	0	100	100
2	I	670/706 (95%)	668 (100%)	2 (0%)	92	95
2	J	670/706 (95%)	669 (100%)	1 (0%)	93	96
2	K	672/706 (95%)	671 (100%)	1 (0%)	93	96
2	L	670/706 (95%)	670 (100%)	0	100	100
2	M	690/706 (98%)	689 (100%)	1 (0%)	93	96
2	N	670/706 (95%)	668 (100%)	2 (0%)	92	95
All	All	13221/14317 (92%)	13194 (100%)	27 (0%)	93	96

All (27) residues with a non-rotameric sidechain are listed below:

Mol	Chain	Res	Type
1	A	22	ASN
2	B	458	ARG
2	B	645	LYS
2	D	412	LYS
2	E	3	ARG
2	E	551	MET
2	F	309	ARG
2	I	412	LYS
2	I	789	ASN
2	J	153	GLN
2	K	551	MET
2	M	651	ARG
2	N	426	LYS
2	N	654	LYS
1	O	117	ARG

Continued on next page...

Continued from previous page...

Mol	Chain	Res	Type
1	P	162	ARG
1	P	384	GLN
1	P	656	ILE
1	P	876	LYS
1	Q	244	ARG
1	Q	764	ARG
1	R	279	GLU
1	R	281	VAL
1	R	656	ILE
1	S	281	VAL
1	T	552	ASN
1	T	614	ASN

Sometimes sidechains can be flipped to improve hydrogen bonding and reduce clashes. All (62) such sidechains are listed below:

Mol	Chain	Res	Type
1	A	912	ASN
2	B	266	GLN
2	B	410	HIS
2	B	787	ASN
2	C	7	ASN
2	C	213	ASN
2	C	266	GLN
2	C	410	HIS
2	D	7	ASN
2	D	64	ASN
2	D	152	HIS
2	E	209	GLN
2	E	213	ASN
2	F	58	GLN
2	G	40	GLN
2	G	152	HIS
2	G	723	HIS
2	G	787	ASN
2	I	213	ASN
2	J	37	GLN
2	J	62	GLN
2	K	7	ASN
2	K	58	GLN
2	K	796	HIS
2	L	421	HIS
2	L	474	HIS

Continued on next page...

Continued from previous page...

Mol	Chain	Res	Type
2	L	494	HIS
2	M	83	ASN
2	M	223	GLN
2	M	236	ASN
2	M	301	GLN
2	N	7	ASN
2	N	213	ASN
2	N	530	HIS
2	N	605	GLN
1	O	130	ASN
1	O	512	ASN
1	O	552	ASN
1	O	744	ASN
1	O	747	ASN
1	P	296	GLN
1	P	647	ASN
1	Q	159	GLN
1	Q	439	HIS
1	Q	485	GLN
1	Q	912	ASN
1	R	747	ASN
1	R	751	GLN
1	S	34	GLN
1	S	513	GLN
1	S	549	HIS
1	S	552	ASN
1	S	869	ASN
1	T	295	GLN
1	T	374	GLN
1	T	419	ASN
1	T	435	ASN
1	T	477	ASN
1	T	552	ASN
1	T	614	ASN
1	T	744	ASN
1	T	778	ASN

5.3.3 RNA

There are no RNA molecules in this entry.

5.4 Non-standard residues in protein, DNA, RNA chains [i](#)

There are no non-standard protein/DNA/RNA residues in this entry.

5.5 Carbohydrates [i](#)

There are no monosaccharides in this entry.

5.6 Ligand geometry [i](#)

There are no ligands in this entry.

5.7 Other polymers [i](#)

There are no such residues in this entry.

5.8 Polymer linkage issues [i](#)

There are no chain breaks in this entry.

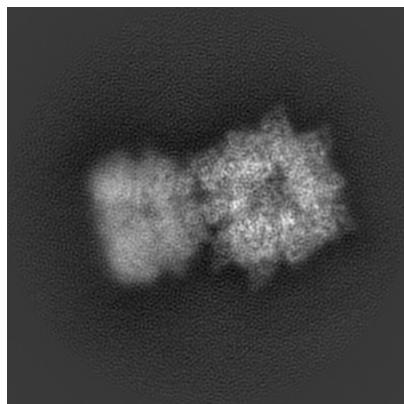
6 Map visualisation [i](#)

This section contains visualisations of the EMDB entry EMD-34962. These allow visual inspection of the internal detail of the map and identification of artifacts.

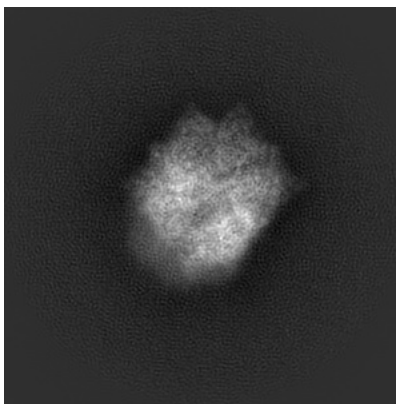
Images derived from a raw map, generated by summing the deposited half-maps, are presented below the corresponding image components of the primary map to allow further visual inspection and comparison with those of the primary map.

6.1 Orthogonal projections [i](#)

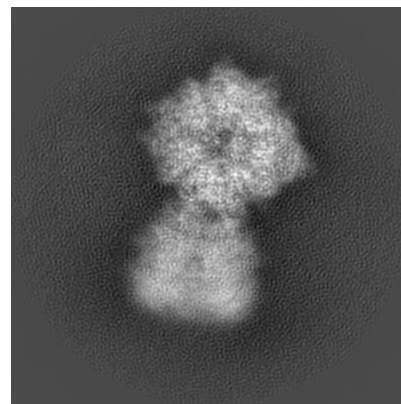
6.1.1 Primary map



X

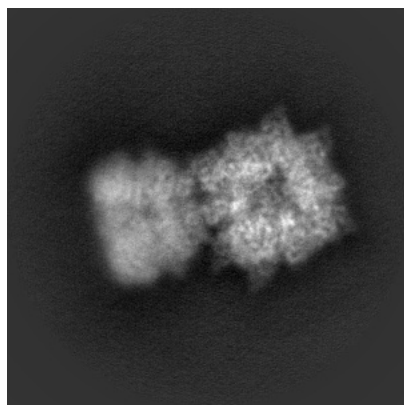


Y

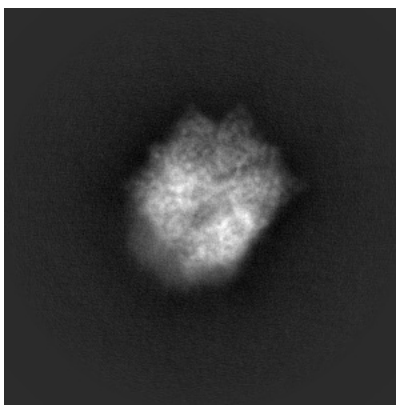


Z

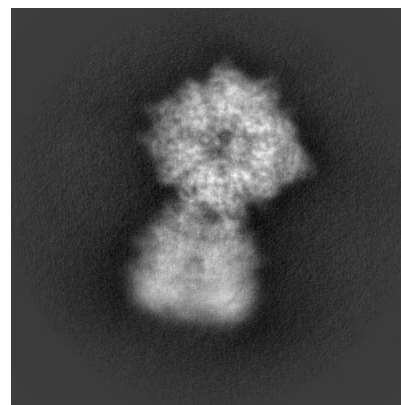
6.1.2 Raw map



X



Y

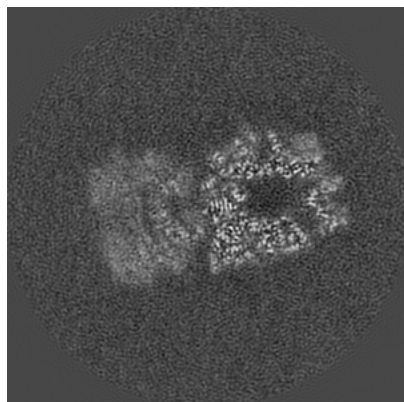


Z

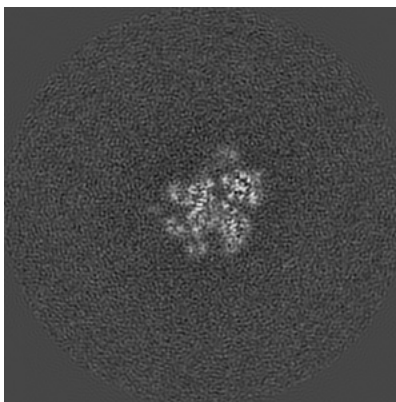
The images above show the map projected in three orthogonal directions.

6.2 Central slices [i](#)

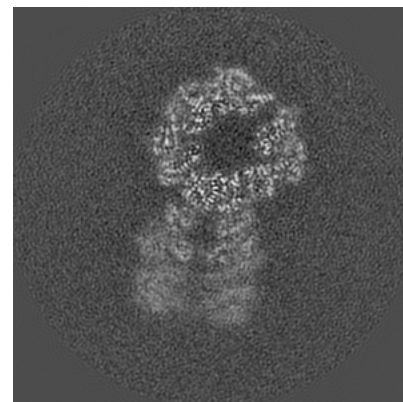
6.2.1 Primary map



X Index: 208

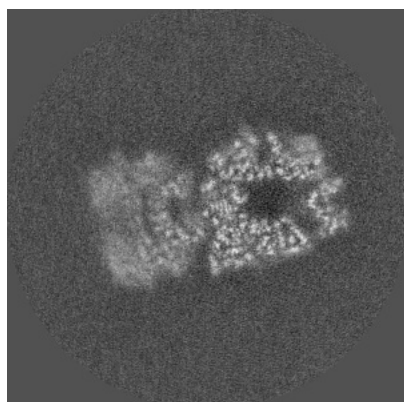


Y Index: 208

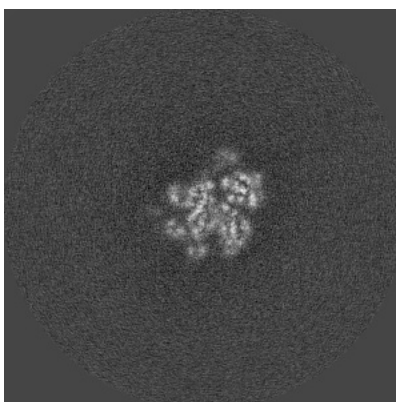


Z Index: 208

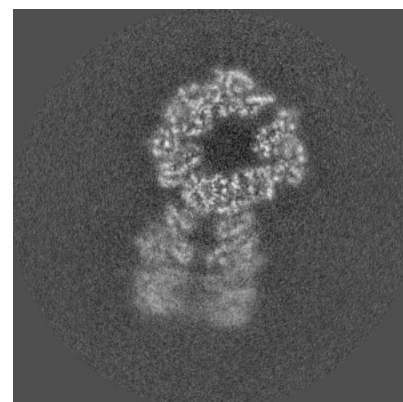
6.2.2 Raw map



X Index: 208



Y Index: 208

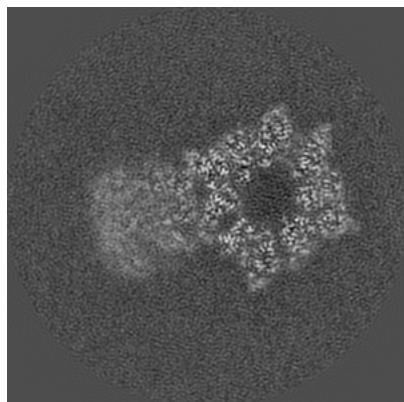


Z Index: 208

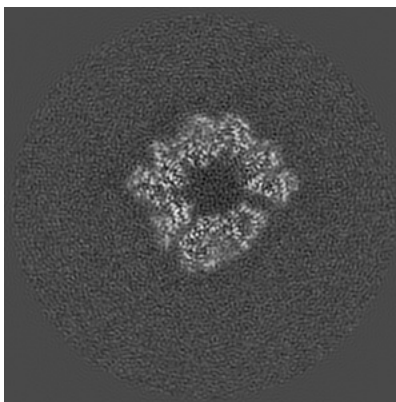
The images above show central slices of the map in three orthogonal directions.

6.3 Largest variance slices [i](#)

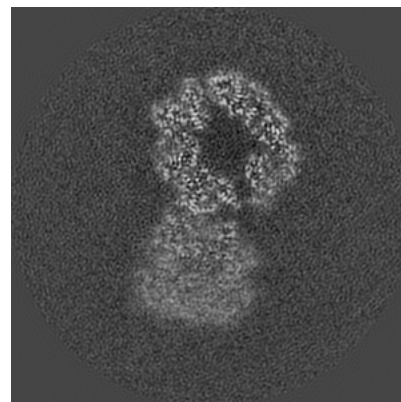
6.3.1 Primary map



X Index: 228

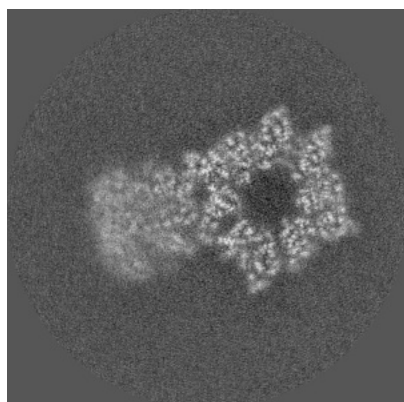


Y Index: 269

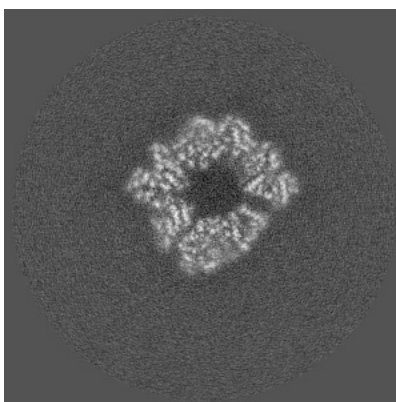


Z Index: 227

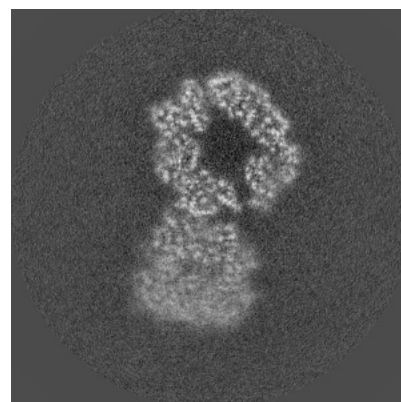
6.3.2 Raw map



X Index: 228



Y Index: 269




Z Index: 227


The images above show the largest variance slices of the map in three orthogonal directions.

6.4 Orthogonal standard-deviation projections (False-color) [i](#)

6.4.1 Primary map



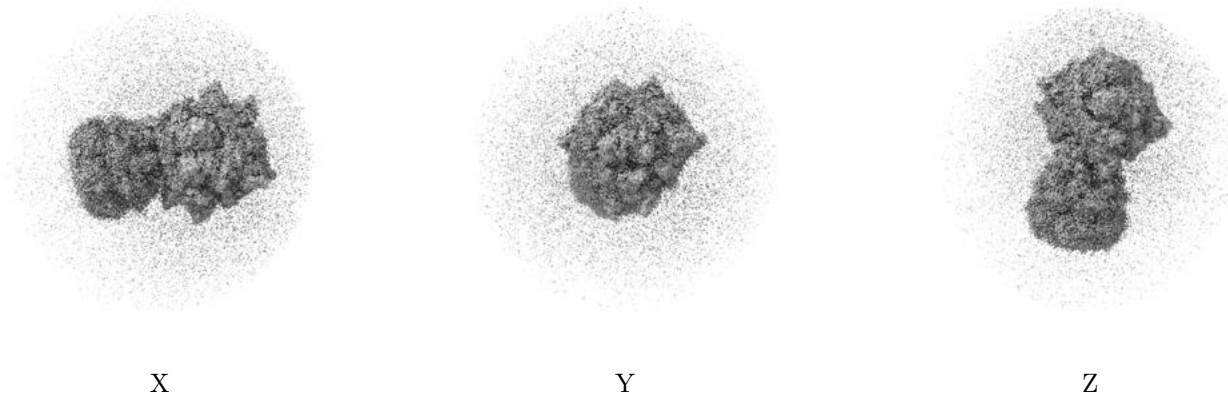
6.4.2 Raw map



The images above show the map standard deviation projections with false color in three orthogonal directions. Minimum values are shown in green, max in blue, and dark to light orange shades represent small to large values respectively.


6.5 Orthogonal surface views [i](#)

6.5.1 Primary map



The images above show the 3D surface view of the map at the recommended contour level 0.014. These images, in conjunction with the slice images, may facilitate assessment of whether an appropriate contour level has been provided.

6.5.2 Raw map



These images show the 3D surface of the raw map. The raw map's contour level was selected so that its surface encloses the same volume as the primary map does at its recommended contour level.

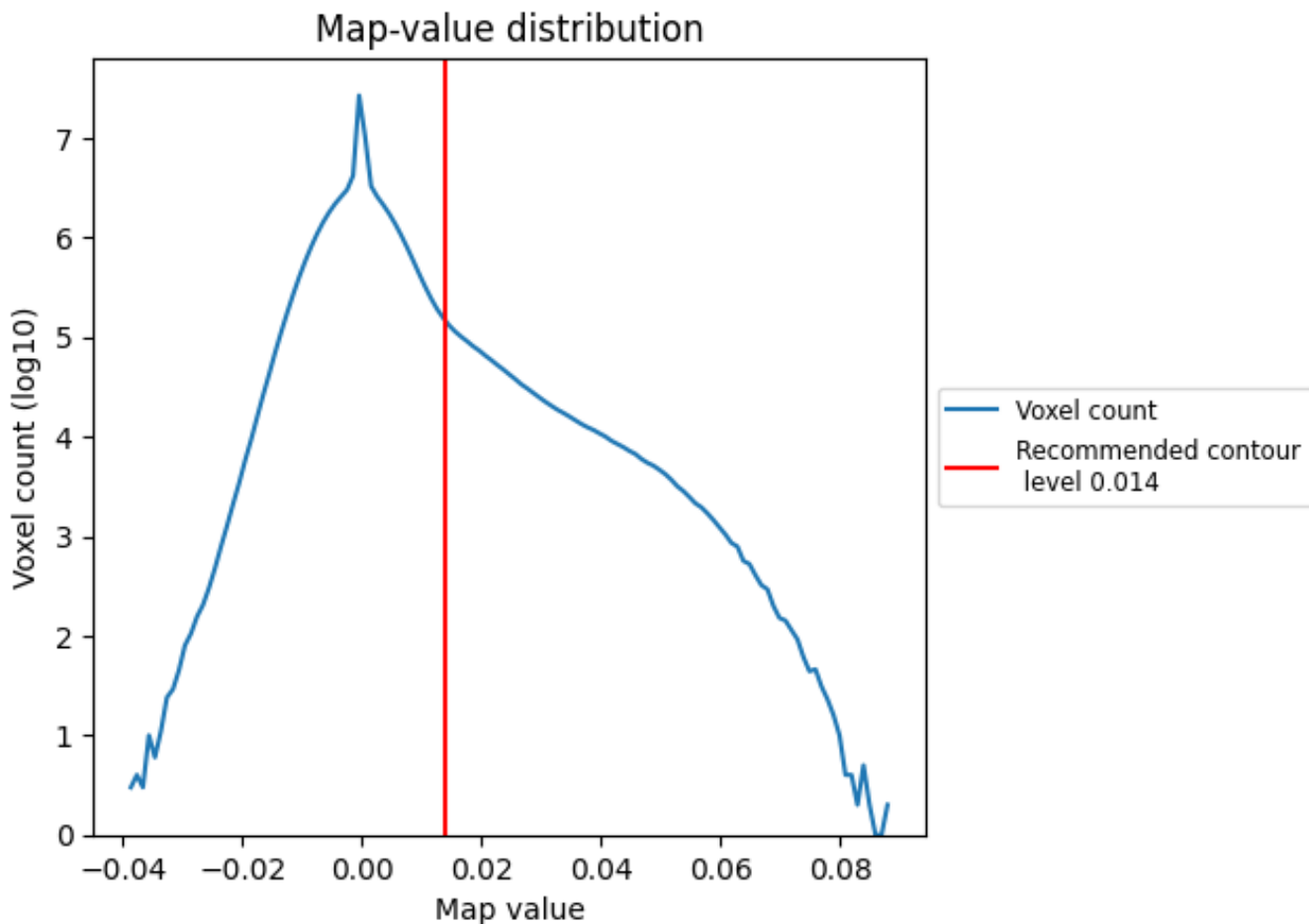
6.6 Mask visualisation [i](#)

This section was not generated. No masks/segmentation were deposited.

7 Map analysis [i](#)

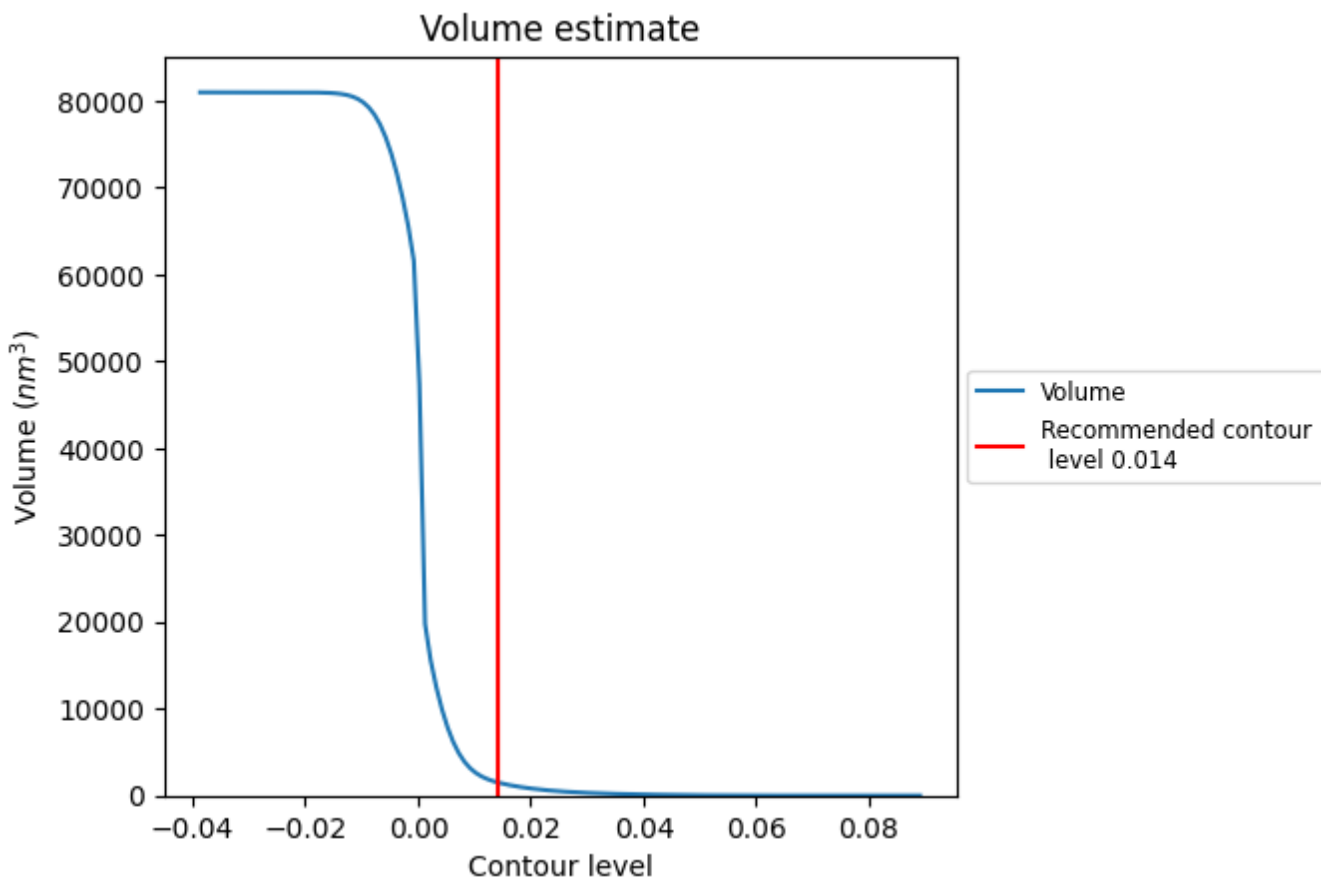
This section contains the results of statistical analysis of the map.

7.1 Map-value distribution [i](#)



The map-value distribution is plotted in 128 intervals along the x-axis. The y-axis is logarithmic. A spike in this graph at zero usually indicates that the volume has been masked.

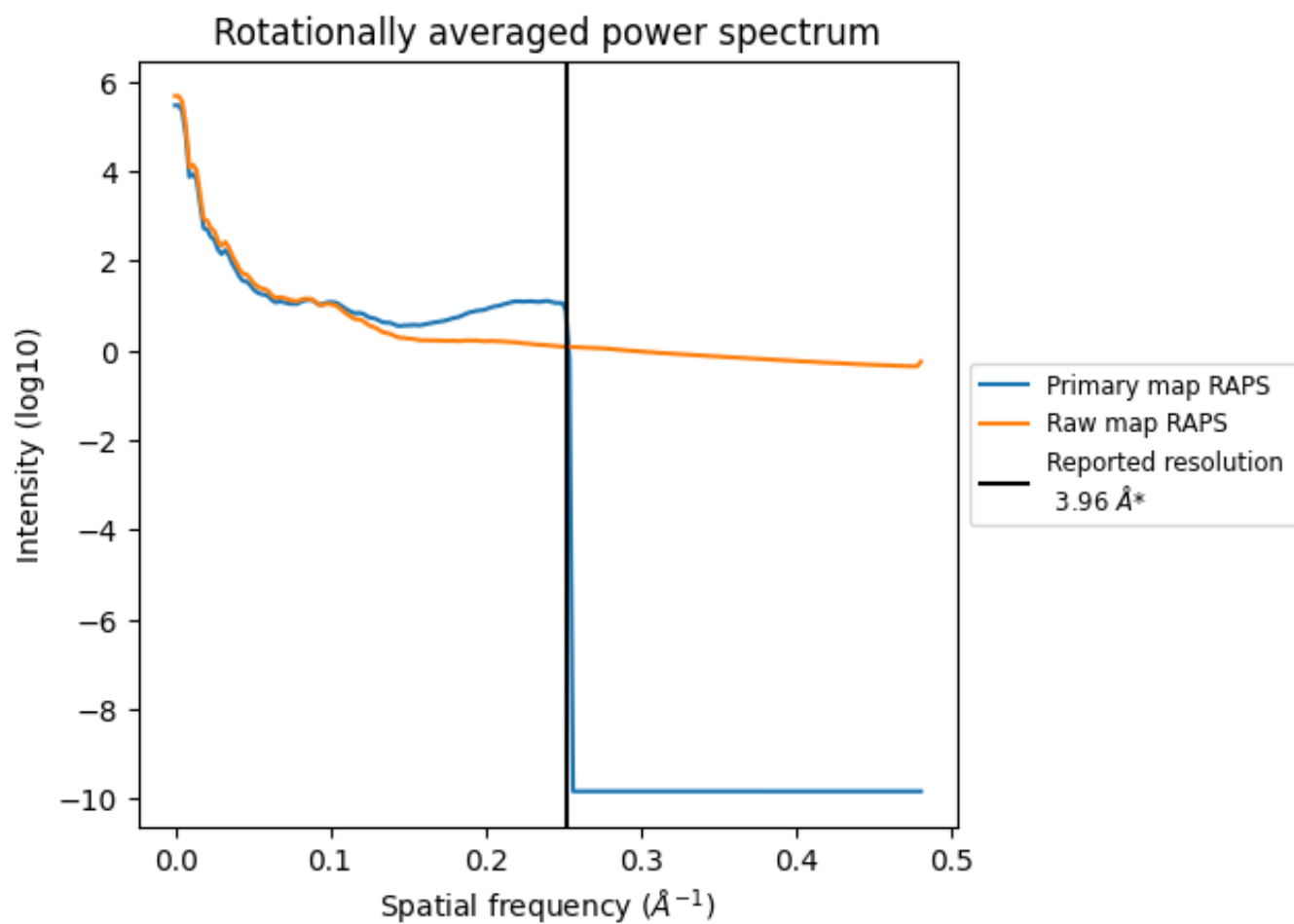
7.2 Volume estimate [i](#)



The volume at the recommended contour level is 1538 nm³; this corresponds to an approximate mass of 1389 kDa.

The volume estimate graph shows how the enclosed volume varies with the contour level. The recommended contour level is shown as a vertical line and the intersection between the line and the curve gives the volume of the enclosed surface at the given level.

7.3 Rotationally averaged power spectrum [i](#)

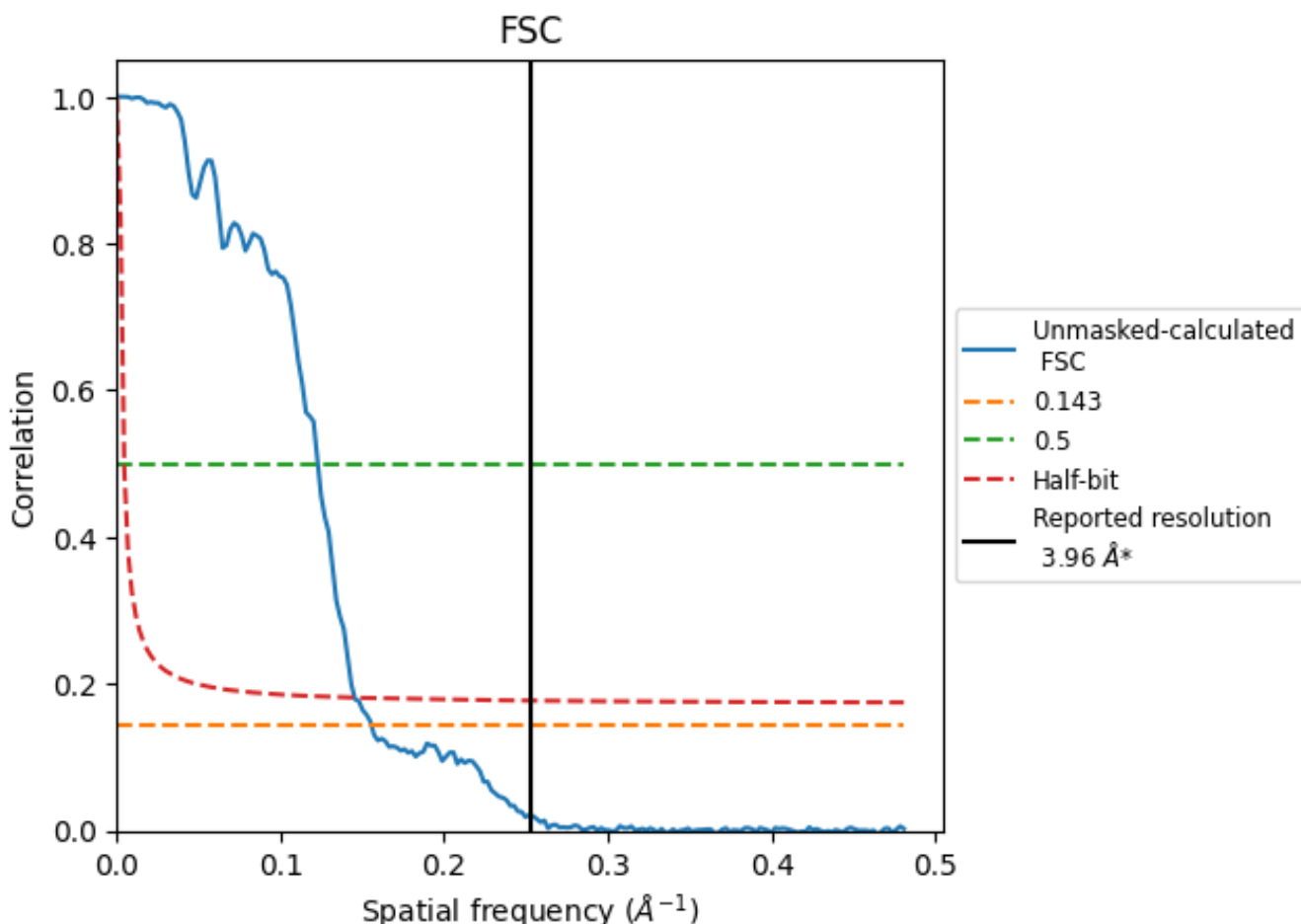


*Reported resolution corresponds to spatial frequency of 0.253 Å⁻¹

8 Fourier-Shell correlation [i](#)

Fourier-Shell Correlation (FSC) is the most commonly used method to estimate the resolution of single-particle and subtomogram-averaged maps. The shape of the curve depends on the imposed symmetry, mask and whether or not the two 3D reconstructions used were processed from a common reference. The reported resolution is shown as a black line. A curve is displayed for the half-bit criterion in addition to lines showing the 0.143 gold standard cut-off and 0.5 cut-off.

8.1 FSC [i](#)



*Reported resolution corresponds to spatial frequency of 0.253 Å⁻¹

8.2 Resolution estimates [i](#)


Resolution estimate (Å)	Estimation criterion (FSC cut-off)		
	0.143	0.5	Half-bit
Reported by author	3.96	-	-
Author-provided FSC curve	-	-	-
Unmasked-calculated*	6.43	8.14	6.88

*Resolution estimate based on FSC curve calculated by comparison of deposited half-maps. The value from deposited half-maps intersecting FSC 0.143 CUT-OFF 6.43 differs from the reported value 3.96 by more than 10 %

9 Map-model fit [i](#)

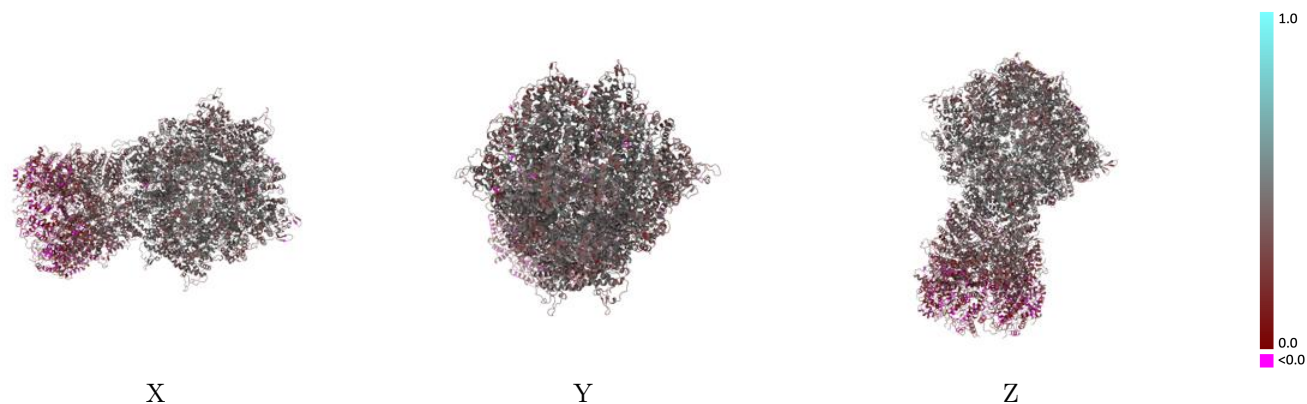
This section contains information regarding the fit between EMDB map EMD-34962 and PDB model 8HR7. Per-residue inclusion information can be found in section 3 on page 6.

9.1 Map-model overlay [i](#)



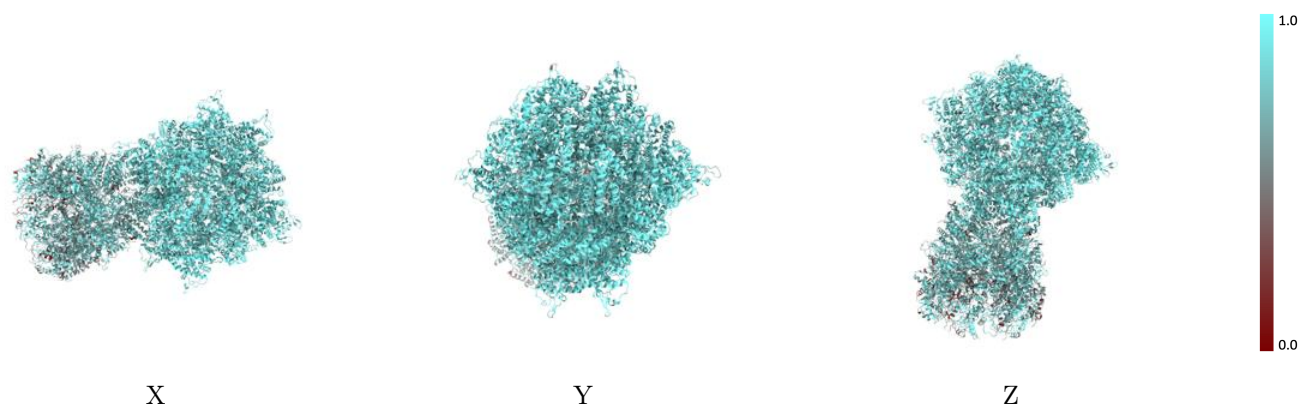
The images above show the 3D surface view of the map at the recommended contour level 0.014 at 50% transparency in yellow overlaid with a ribbon representation of the model coloured in blue. These images allow for the visual assessment of the quality of fit between the atomic model and the map.

9.2 Q-score mapped to coordinate model [i](#)



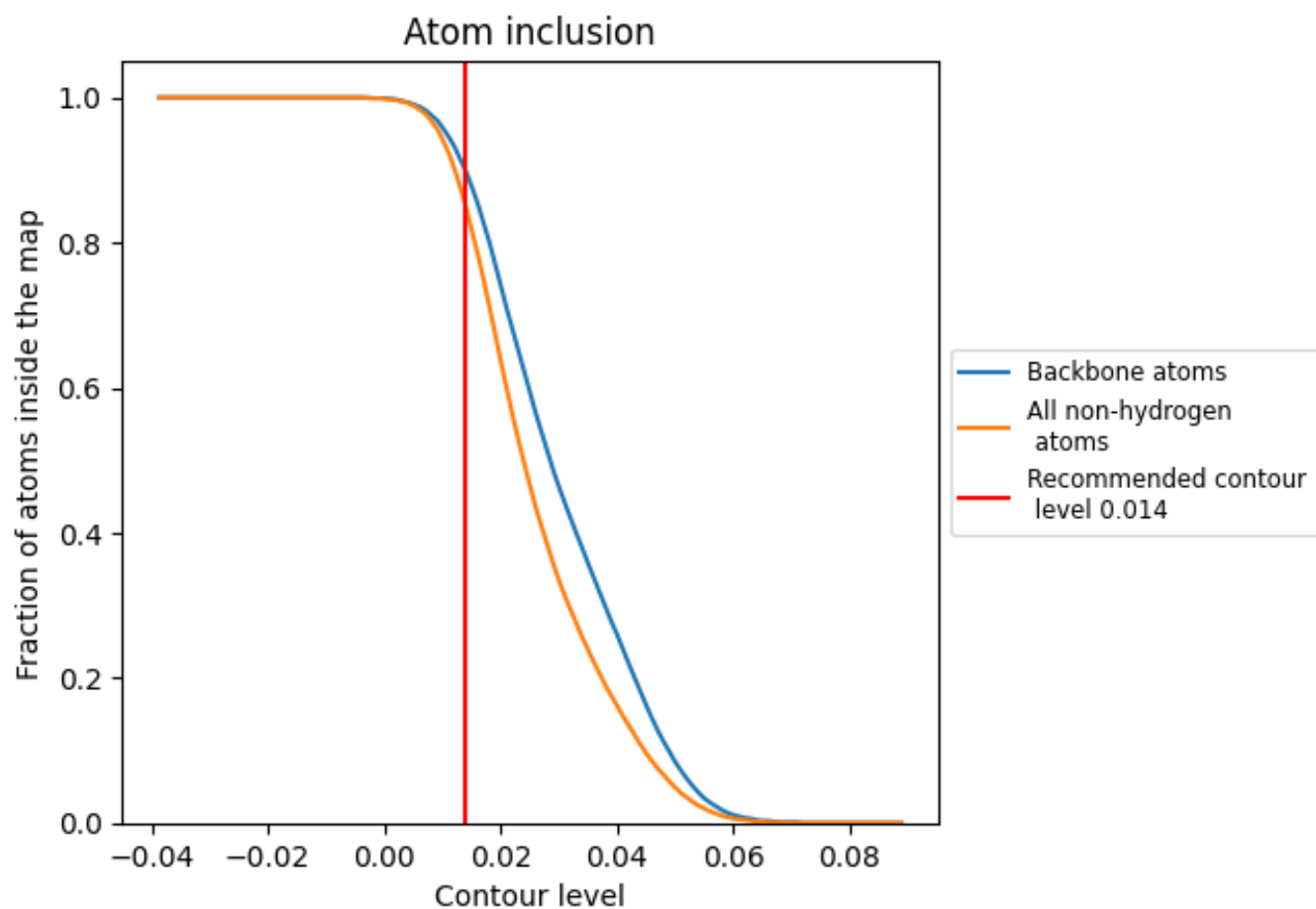
The images above show the model with each residue coloured according to its Q-score. This shows their resolvability in the map with higher Q-score values reflecting better resolvability. Please note: Q-score is calculating the resolvability of atoms, and thus high values are only expected at resolutions at which atoms can be resolved. Low Q-score values may therefore be expected for many entries.

9.3 Atom inclusion mapped to coordinate model [i](#)



The images above show the model with each residue coloured according to its atom inclusion. This shows to what extent they are inside the map at the recommended contour level (0.014).









































9.4 Atom inclusion [i](#)



At the recommended contour level, 90% of all backbone atoms, 85% of all non-hydrogen atoms, are inside the map.

9.5 Map-model fit summary

The table lists the average atom inclusion at the recommended contour level (0.014) and Q-score for the entire model and for each chain.

Chain	Atom inclusion	Q-score
All	 0.8530	 0.3520
A	 0.7460	 0.2330
B	 0.9180	 0.4130
C	 0.9240	 0.4250
D	 0.9200	 0.4270
E	 0.9250	 0.4220
F	 0.9220	 0.4230
G	 0.9200	 0.4170
I	 0.9230	 0.4200
J	 0.9150	 0.4130
K	 0.9190	 0.4130
L	 0.9320	 0.4320
M	 0.9140	 0.4390
N	 0.9190	 0.4260
O	 0.7380	 0.2290
P	 0.7460	 0.2470
Q	 0.7420	 0.2450
R	 0.7240	 0.2420
S	 0.7550	 0.2350
T	 0.7550	 0.2390

