



Full wwPDB X-ray Structure Validation Report ⓘ

Aug 3, 2023 – 02:57 AM EDT

PDB ID : 1FXO
Title : THE STRUCTURAL BASIS OF THE CATALYTIC MECHANISM AND REGULATION OF GLUCOSE-1-PHOSPHATE THYMIDYLYLTRANSFERASE (RMLA). TMP COMPLEX.
Authors : Blankenfeldt, W.; Lam, J.S.; Naismith, J.H.
Deposited on : 2000-09-26
Resolution : 1.66 Å(reported)

This is a Full wwPDB X-ray Structure Validation Report for a publicly released PDB entry.

We welcome your comments at validation@mail.wwpdb.org

A user guide is available at

<https://www.wwpdb.org/validation/2017/XrayValidationReportHelp>

with specific help available everywhere you see the ⓘ symbol.

The types of validation reports are described at

<http://www.wwpdb.org/validation/2017/FAQs#types>.

The following versions of software and data (see [references ⓘ](#)) were used in the production of this report:

MolProbity : 4.02b-467
Mogul : 1.8.5 (274361), CSD as541be (2020)
Xtriage (Phenix) : 1.13
EDS : 2.34
buster-report : 1.1.7 (2018)
Percentile statistics : 20191225.v01 (using entries in the PDB archive December 25th 2019)
Refmac : 5.8.0158
CCP4 : 7.0.044 (Gargrove)
Ideal geometry (proteins) : Engh & Huber (2001)
Ideal geometry (DNA, RNA) : Parkinson et al. (1996)
Validation Pipeline (wwPDB-VP) : 2.34

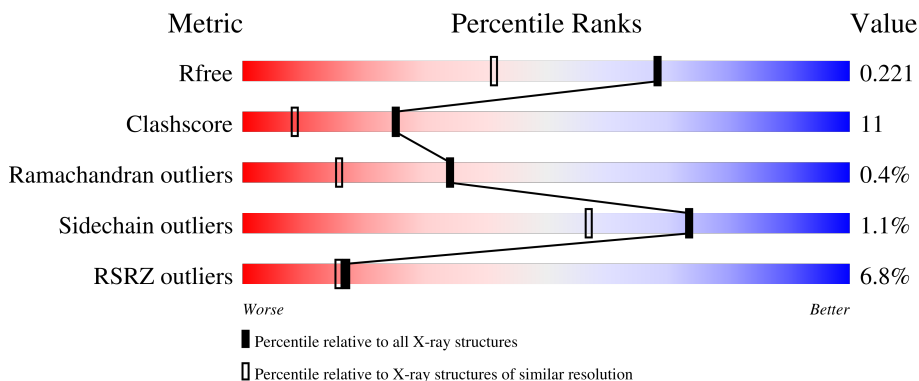
1 Overall quality at a glance

The following experimental techniques were used to determine the structure:

X-RAY DIFFRACTION

The reported resolution of this entry is 1.66 Å.

Percentile scores (ranging between 0-100) for global validation metrics of the entry are shown in the following graphic. The table shows the number of entries on which the scores are based.



Metric	Whole archive (#Entries)	Similar resolution (#Entries, resolution range(Å))
R_{free}	130704	1827 (1.66-1.66)
Clashscore	141614	1931 (1.66-1.66)
Ramachandran outliers	138981	1891 (1.66-1.66)
Sidechain outliers	138945	1891 (1.66-1.66)
RSRZ outliers	127900	1791 (1.66-1.66)

The table below summarises the geometric issues observed across the polymeric chains and their fit to the electron density. The red, orange, yellow and green segments of the lower bar indicate the fraction of residues that contain outliers for ≥ 3 , 2, 1 and 0 types of geometric quality criteria respectively. A grey segment represents the fraction of residues that are not modelled. The numeric value for each fraction is indicated below the corresponding segment, with a dot representing fractions $\leq 5\%$. The upper red bar (where present) indicates the fraction of residues that have poor fit to the electron density. The numeric value is given above the bar.

Mol	Chain	Length	Quality of chain
1	A	293	
1	B	293	
1	C	293	
1	D	293	

Continued on next page...

Continued from previous page...

Mol	Chain	Length	Quality of chain
1	E	293	
1	F	293	
1	G	293	
1	H	293	

The following table lists non-polymeric compounds, carbohydrate monomers and non-standard residues in protein, DNA, RNA chains that are outliers for geometric or electron-density-fit criteria:

Mol	Type	Chain	Res	Chirality	Geometry	Clashes	Electron density
2	SO4	D	3900	-	-	X	-
2	SO4	E	5700	-	-	X	-
3	TMP	A	8500[A]	-	X	-	-
3	TMP	C	9501[A]	-	X	-	-
3	TMP	H	9506[B]	-	X	-	-

2 Entry composition

There are 4 unique types of molecules in this entry. The entry contains 22771 atoms, of which 0 are hydrogens and 0 are deuteriums.

In the tables below, the ZeroOcc column contains the number of atoms modelled with zero occupancy, the AltConf column contains the number of residues with at least one atom in alternate conformation and the Trace column contains the number of residues modelled with at most 2 atoms.

- Molecule 1 is a protein called GLUCOSE-1-PHOSPHATE THYMIDYLYLTRANSFERASE.

Mol	Chain	Residues	Atoms					ZeroOcc	AltConf	Trace
			Total	C	N	O	S			
1	A	292	Total 2376	C 1512	N 407	O 451	S 6	0	11	0
1	B	293	Total 2345	C 1495	N 397	O 446	S 7	0	7	0
1	C	292	Total 2397	C 1526	N 409	O 456	S 6	0	14	0
1	D	292	Total 2377	C 1516	N 400	O 455	S 6	0	12	0
1	E	293	Total 2337	C 1491	N 393	O 446	S 7	0	6	0
1	F	293	Total 2388	C 1523	N 402	O 456	S 7	0	12	0
1	G	293	Total 2333	C 1490	N 392	O 444	S 7	0	6	0
1	H	292	Total 2305	C 1473	N 388	O 438	S 6	0	3	0

- Molecule 2 is SULFATE ION (three-letter code: SO4) (formula: O₄S).



Mol	Chain	Residues	Atoms			ZeroOcc	AltConf
2	A	1	Total	O	S	0	0
			5	4	1		
2	C	1	Total	O	S	0	0
			5	4	1		
2	C	1	Total	O	S	0	0
			5	4	1		
2	D	1	Total	O	S	0	0
			5	4	1		
2	D	1	Total	O	S	0	0
			5	4	1		
2	D	1	Total	O	S	0	0
			5	4	1		
2	D	1	Total	O	S	0	0
			5	4	1		
2	E	1	Total	O	S	0	0
			5	4	1		
2	E	1	Total	O	S	0	0
			5	4	1		
2	E	1	Total	O	S	0	0
			5	4	1		
2	F	1	Total	O	S	0	0
			5	4	1		
2	G	1	Total	O	S	0	0
			5	4	1		

- Molecule 3 is THYMIDINE-5'-PHOSPHATE (three-letter code: TMP) (formula: C₁₀H₁₅N₂O₈P).

Continued from previous page...

Mol	Chain	Residues	Atoms					ZeroOcc	AltConf
3	H	1	Total	C	N	O	P	0	1
			42	20	4	16	2		
3	H	1	Total	C	N	O	P	0	0
			21	10	2	8	1		

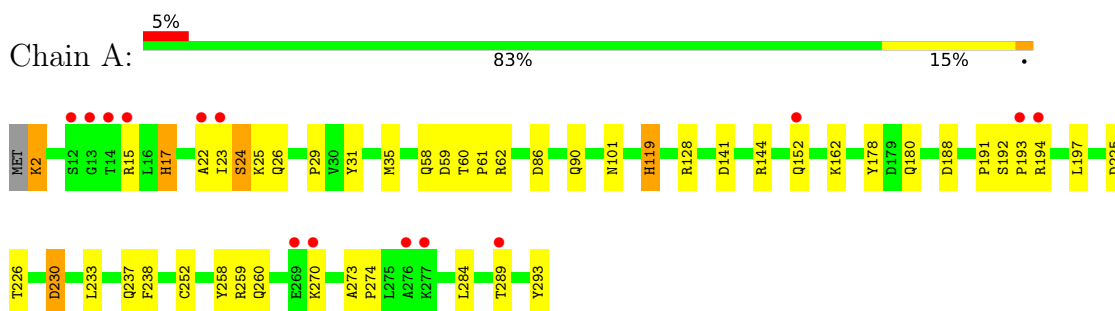
- Molecule 4 is water.

Mol	Chain	Residues	Atoms		ZeroOcc	AltConf
4	A	450	Total	O	0	0
			450	450		
4	B	486	Total	O	0	0
			486	486		
4	C	391	Total	O	0	0
			391	391		
4	D	381	Total	O	0	0
			381	381		
4	E	375	Total	O	0	0
			375	375		
4	F	399	Total	O	0	0
			399	399		
4	G	457	Total	O	0	0
			457	457		
4	H	426	Total	O	0	0
			426	426		

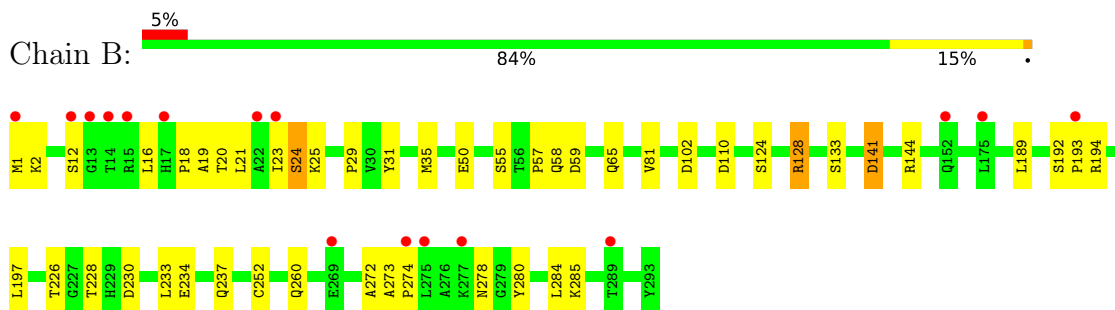
3 Residue-property plots i

These plots are drawn for all protein, RNA, DNA and oligosaccharide chains in the entry. The first graphic for a chain summarises the proportions of the various outlier classes displayed in the second graphic. The second graphic shows the sequence view annotated by issues in geometry and electron density. Residues are color-coded according to the number of geometric quality criteria for which they contain at least one outlier: green = 0, yellow = 1, orange = 2 and red = 3 or more. A red dot above a residue indicates a poor fit to the electron density ($RSRZ > 2$). Stretches of 2 or more consecutive residues without any outlier are shown as a green connector. Residues present in the sample, but not in the model, are shown in grey.

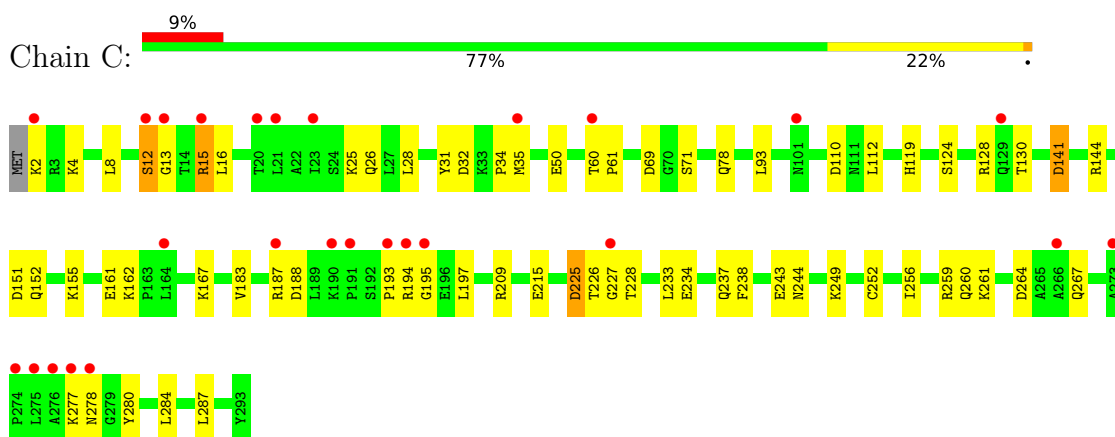
- Molecule 1: GLUCOSE-1-PHOSPHATE THYMIDYLYLTRANSFERASE



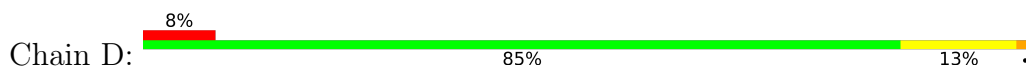
- Molecule 1: GLUCOSE-1-PHOSPHATE THYMIDYLYLTRANSFERASE

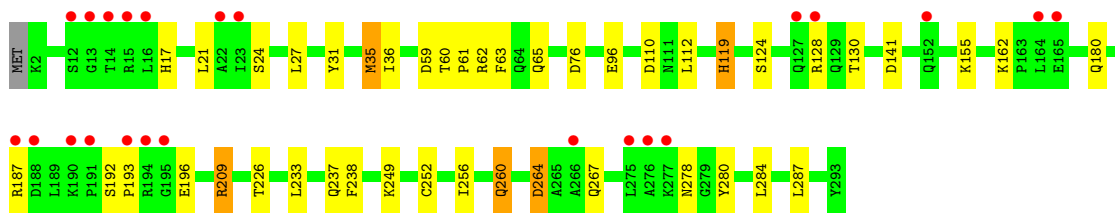


- Molecule 1: GLUCOSE-1-PHOSPHATE THYMIDYLYLTRANSFERASE

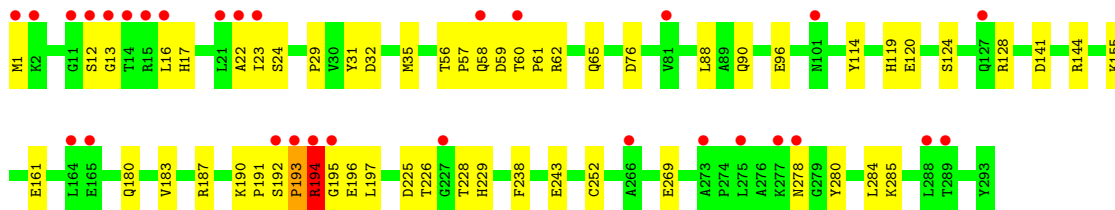
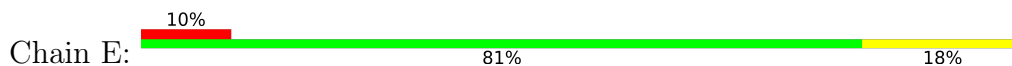


- Molecule 1: GLUCOSE-1-PHOSPHATE THYMIDYLYLTRANSFERASE

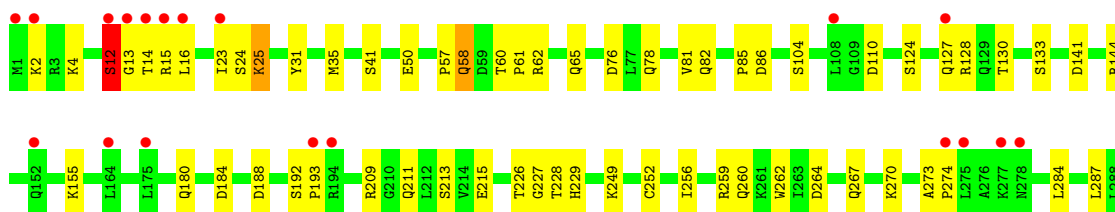
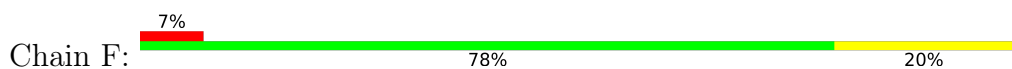




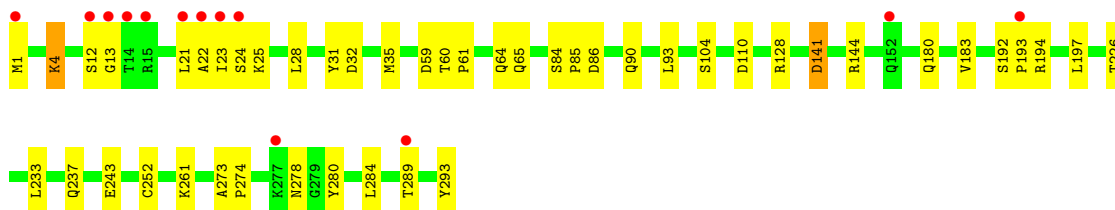
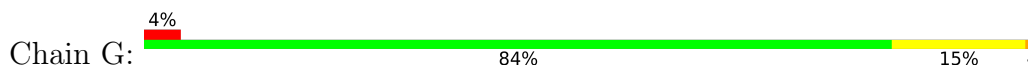
● Molecule 1: GLUCOSE-1-PHOSPHATE THYMIDYLYLTRANSFERASE



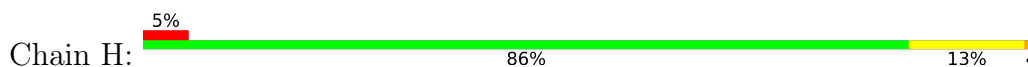
● Molecule 1: GLUCOSE-1-PHOSPHATE THYMIDYLYLTRANSFERASE



● Molecule 1: GLUCOSE-1-PHOSPHATE THYMIDYLYLTRANSFERASE



● Molecule 1: GLUCOSE-1-PHOSPHATE THYMIDYLYLTRANSFERASE





4 Data and refinement statistics

Property	Value	Source
Space group	P 1	Depositor
Cell constants a, b, c, α , β , γ	71.49Å 73.06Å 134.74Å 89.93° 80.92° 81.11°	Depositor
Resolution (Å)	73.00 – 1.66 32.04 – 1.66	Depositor EDS
% Data completeness (in resolution range)	94.3 (73.00-1.66) 94.0 (32.04-1.66)	Depositor EDS
R_{merge}	0.05	Depositor
R_{sym}	0.05	Depositor
$\langle I/\sigma(I) \rangle$ ¹	1.83 (at 1.66Å)	Xtrriage
Refinement program	REFMAC	Depositor
R, R_{free}	0.142 , 0.196 0.174 , 0.221	Depositor DCC
R_{free} test set	14910 reflections (5.03%)	wwPDB-VP
Wilson B-factor (Å ²)	17.5	Xtrriage
Anisotropy	0.099	Xtrriage
Bulk solvent k_{sol} (e/Å ³), B_{sol} (Å ²)	0.34 , 60.7	EDS
L-test for twinning ²	$\langle L \rangle = 0.51$, $\langle L^2 \rangle = 0.34$	Xtrriage
Estimated twinning fraction	No twinning to report.	Xtrriage
F_o, F_c correlation	0.96	EDS
Total number of atoms	22771	wwPDB-VP
Average B, all atoms (Å ²)	18.0	wwPDB-VP

Xtrriage's analysis on translational NCS is as follows: *The largest off-origin peak in the Patterson function is 4.24% of the height of the origin peak. No significant pseudotranslation is detected.*

¹Intensities estimated from amplitudes.

²Theoretical values of $\langle |L| \rangle$, $\langle L^2 \rangle$ for acentric reflections are 0.5, 0.333 respectively for untwinned datasets, and 0.375, 0.2 for perfectly twinned datasets.

5 Model quality i

5.1 Standard geometry i

Bond lengths and bond angles in the following residue types are not validated in this section: TMP, SO4

The Z score for a bond length (or angle) is the number of standard deviations the observed value is removed from the expected value. A bond length (or angle) with $|Z| > 5$ is considered an outlier worth inspection. RMSZ is the root-mean-square of all Z scores of the bond lengths (or angles).

Mol	Chain	Bond lengths		Bond angles	
		RMSZ	# Z >5	RMSZ	# Z >5
1	A	1.02	4/2427 (0.2%)	0.97	5/3290 (0.2%)
1	B	1.03	1/2395 (0.0%)	1.01	6/3247 (0.2%)
1	C	0.97	0/2448	0.97	4/3318 (0.1%)
1	D	0.96	1/2427 (0.0%)	0.97	7/3291 (0.2%)
1	E	0.95	2/2387 (0.1%)	0.95	2/3237 (0.1%)
1	F	1.03	1/2438 (0.0%)	0.99	7/3305 (0.2%)
1	G	1.07	5/2383 (0.2%)	1.02	5/3233 (0.2%)
1	H	1.00	1/2355 (0.0%)	0.96	4/3195 (0.1%)
All	All	1.00	15/19260 (0.1%)	0.98	40/26116 (0.2%)

Chiral center outliers are detected by calculating the chiral volume of a chiral center and verifying if the center is modelled as a planar moiety or with the opposite hand. A planarity outlier is detected by checking planarity of atoms in a peptide group, atoms in a mainchain group or atoms of a sidechain that are expected to be planar.

Mol	Chain	#Chirality outliers	#Planarity outliers
1	A	0	2
1	D	0	2
1	E	0	2
All	All	0	6

All (15) bond length outliers are listed below:

Mol	Chain	Res	Type	Atoms	Z	Observed(Å)	Ideal(Å)
1	G	128	ARG	CZ-NH2	-7.54	1.23	1.33
1	B	31	TYR	CD2-CE2	-6.79	1.29	1.39
1	E	114	TYR	CD2-CE2	6.63	1.49	1.39
1	A	128	ARG	CZ-NH2	-6.58	1.24	1.33
1	D	238	PHE	CE2-CZ	-6.44	1.25	1.37
1	A	293	TYR	CE1-CZ	-6.07	1.30	1.38
1	E	238	PHE	CE2-CZ	-6.00	1.25	1.37

Continued on next page...

Continued from previous page...

Mol	Chain	Res	Type	Atoms	Z	Observed(Å)	Ideal(Å)
1	A	258	TYR	CD1-CE1	-5.99	1.30	1.39
1	H	128	ARG	CZ-NH2	-5.93	1.25	1.33
1	G	4	LYS	CG-CD	-5.91	1.32	1.52
1	G	64	GLN	CB-CG	-5.83	1.36	1.52
1	F	127	GLN	CB-CG	5.68	1.67	1.52
1	G	128	ARG	CB-CG	-5.46	1.37	1.52
1	G	293	TYR	CE1-CZ	-5.25	1.31	1.38
1	A	178	TYR	CE1-CZ	-5.23	1.31	1.38

All (40) bond angle outliers are listed below:

Mol	Chain	Res	Type	Atoms	Z	Observed(°)	Ideal(°)
1	B	194	ARG	NE-CZ-NH2	-8.21	116.20	120.30
1	F	12	SER	N-CA-C	-6.98	92.14	111.00
1	G	194	ARG	NE-CZ-NH1	6.64	123.62	120.30
1	G	128	ARG	NE-CZ-NH2	-6.64	116.98	120.30
1	B	141	ASP	CB-CG-OD2	6.60	124.24	118.30
1	D	110	ASP	CB-CG-OD1	6.48	124.13	118.30
1	D	141	ASP	CB-CG-OD2	6.47	124.13	118.30
1	H	225	ASP	N-CA-CB	-6.31	99.23	110.60
1	A	259	ARG	NE-CZ-NH2	-6.15	117.22	120.30
1	G	194	ARG	NE-CZ-NH2	-6.15	117.22	120.30
1	B	194	ARG	NE-CZ-NH1	6.05	123.33	120.30
1	F	76	ASP	CB-CG-OD1	5.99	123.69	118.30
1	F	188	ASP	CB-CG-OD2	5.99	123.69	118.30
1	C	259	ARG	NE-CZ-NH1	5.99	123.29	120.30
1	A	230	ASP	CB-CG-OD1	5.94	123.65	118.30
1	B	102	ASP	CB-CG-OD2	5.90	123.61	118.30
1	C	151	ASP	CB-CG-OD1	5.90	123.61	118.30
1	D	76	ASP	CB-CG-OD2	5.88	123.59	118.30
1	A	259	ARG	NE-CZ-NH1	5.87	123.23	120.30
1	F	184	ASP	CB-CG-OD2	5.86	123.58	118.30
1	F	25	LYS	CD-CE-NZ	5.78	124.98	111.70
1	H	128	ARG	NE-CZ-NH2	-5.65	117.47	120.30
1	E	225	ASP	CB-CG-OD1	5.53	123.28	118.30
1	D	35[A]	MET	CG-SD-CE	5.50	109.00	100.20
1	D	35[B]	MET	CG-SD-CE	5.50	109.00	100.20
1	B	230	ASP	CB-CG-OD1	5.44	123.20	118.30
1	A	188	ASP	CB-CG-OD2	5.36	123.12	118.30
1	C	188	ASP	CB-CG-OD2	5.34	123.11	118.30
1	E	76	ASP	CB-CG-OD1	5.30	123.07	118.30
1	A	225	ASP	N-CA-CB	-5.25	101.15	110.60

Continued on next page...

Continued from previous page...

Mol	Chain	Res	Type	Atoms	Z	Observed(°)	Ideal(°)
1	H	194	ARG	NE-CZ-NH2	-5.24	117.68	120.30
1	H	230	ASP	CB-CG-OD1	5.23	123.01	118.30
1	F	86	ASP	CB-CG-OD2	5.21	122.98	118.30
1	D	264	ASP	CB-CG-OD2	5.16	122.94	118.30
1	B	128	ARG	NE-CZ-NH1	-5.14	117.73	120.30
1	C	141	ASP	CB-CG-OD1	5.10	122.89	118.30
1	F	259	ARG	NE-CZ-NH1	5.08	122.84	120.30
1	G	86	ASP	CB-CG-OD1	5.04	122.83	118.30
1	D	209	ARG	NE-CZ-NH2	-5.01	117.79	120.30
1	G	141	ASP	CB-CG-OD1	5.01	122.81	118.30

There are no chirality outliers.

All (6) planarity outliers are listed below:

Mol	Chain	Res	Type	Group
1	A	119[A]	HIS	Sidechain
1	A	17	HIS	Sidechain
1	D	119	HIS	Sidechain
1	D	17	HIS	Sidechain
1	E	17	HIS	Sidechain
1	E	229	HIS	Sidechain

5.2 Too-close contacts

In the following table, the Non-H and H(model) columns list the number of non-hydrogen atoms and hydrogen atoms in the chain respectively. The H(added) column lists the number of hydrogen atoms added and optimized by MolProbity. The Clashes column lists the number of clashes within the asymmetric unit, whereas Symm-Clashes lists symmetry-related clashes.

Mol	Chain	Non-H	H(model)	H(added)	Clashes	Symm-Clashes
1	A	2376	0	2348	60	0
1	B	2345	0	2328	58	0
1	C	2397	0	2369	70	0
1	D	2377	0	2353	40	0
1	E	2337	0	2317	54	0
1	F	2388	0	2368	71	0
1	G	2333	0	2320	57	0
1	H	2305	0	2289	44	0
2	A	5	0	0	0	0
2	C	10	0	0	2	0
2	D	25	0	0	2	1

Continued on next page...

Continued from previous page...

Mol	Chain	Non-H	H(model)	H(added)	Clashes	Symm-Clashes
2	E	15	0	0	3	0
2	F	5	0	0	1	0
2	G	5	0	0	0	0
3	A	63	0	38	1	0
3	B	63	0	39	2	0
3	C	63	0	39	6	0
3	D	63	0	39	2	0
3	E	42	0	26	2	0
3	F	63	0	39	8	0
3	G	63	0	39	3	0
3	H	63	0	39	3	0
4	A	450	0	0	15	1
4	B	486	0	0	13	2
4	C	391	0	0	29	0
4	D	381	0	0	15	5
4	E	375	0	0	21	1
4	F	399	0	0	23	2
4	G	457	0	0	13	1
4	H	426	0	0	5	3
All	All	22771	0	18990	411	8

The all-atom clashscore is defined as the number of clashes found per 1000 atoms (including hydrogen atoms). The all-atom clashscore for this structure is 11.

All (411) close contacts within the same asymmetric unit are listed below, sorted by their clash magnitude.

Atom-1	Atom-2	Interatomic distance (Å)	Clash overlap (Å)
1:D:24:SER:CB	1:D:27:LEU:HD12	1.51	1.39
1:D:24:SER:HB3	1:D:27:LEU:CD1	1.53	1.36
1:C:287:LEU:HD12	4:C:9821:HOH:O	1.37	1.22
1:G:141:ASP:OD2	1:G:144:ARG:HD3	1.48	1.14
1:F:78:GLN:NE2	4:F:9901:HOH:O	1.78	1.13
1:G:180:GLN:OE1	4:G:9964:HOH:O	1.76	1.02
3:H:9506[A]:TMP:H2'2	3:H:9506[A]:TMP:O5'	1.66	0.96
1:H:26:GLN:HB3	4:H:9751:HOH:O	1.65	0.96
1:A:119[B]:HIS:HE1	4:A:9721:HOH:O	1.46	0.95
1:E:23:ILE:HG21	1:F:23:ILE:CD1	1.97	0.94
1:F:57:PRO:HG3	1:F:81[A]:VAL:HG11	1.48	0.94
1:C:244:ASN:HB3	4:C:9754:HOH:O	1.68	0.93
1:H:24:SER:HB2	1:H:59:ASP:OD2	1.68	0.92
1:E:141:ASP:OD2	1:E:144:ARG:HD3	1.71	0.90

Continued on next page...

Continued from previous page...

Atom-1	Atom-2	Interatomic distance (Å)	Clash overlap (Å)
1:D:155:LYS:HE3	4:D:9625:HOH:O	1.71	0.90
1:C:60:THR:HG23	4:C:9688:HOH:O	1.71	0.89
1:F:2:LYS:NZ	1:F:50:GLU:OE1	2.05	0.89
1:B:141:ASP:OD2	1:B:144:ARG:HD3	1.71	0.89
1:A:23:ILE:CD1	1:B:23:ILE:HG21	2.03	0.88
2:E:5700:SO4:O3	4:E:9813:HOH:O	1.90	0.88
1:B:141:ASP:OD1	4:B:9608:HOH:O	1.91	0.88
1:F:141:ASP:OD2	1:F:144:ARG:HD3	1.74	0.88
1:C:35[A]:MET:SD	1:C:226:THR:OG1	2.33	0.87
1:E:23:ILE:HG21	1:F:23:ILE:HD13	1.57	0.87
1:G:23:ILE:HG21	1:H:23:ILE:CD1	2.05	0.86
1:G:65:GLN:HE22	1:H:58:GLN:HE22	1.19	0.86
1:C:209:ARG:HG3	4:C:9897:HOH:O	1.76	0.86
3:G:9505[A]:TMP:H2'2	3:G:9505[A]:TMP:O5'	1.76	0.86
1:G:22:ALA:HA	4:G:9927:HOH:O	1.76	0.86
1:G:65:GLN:HE22	1:H:58:GLN:NE2	1.74	0.85
1:A:23:ILE:HD11	1:B:23:ILE:HG21	1.58	0.85
3:B:9500[A]:TMP:H2'2	3:B:9500[A]:TMP:O5'	1.76	0.85
1:F:15:ARG:HD3	1:F:227:GLY:O	1.76	0.85
1:F:215[B]:GLU:OE1	4:F:9884:HOH:O	1.94	0.85
1:A:119[B]:HIS:CE1	4:A:9721:HOH:O	2.24	0.84
1:G:22:ALA:HB3	4:G:9928:HOH:O	1.77	0.84
1:C:71:SER:OG	4:C:9894:HOH:O	1.91	0.84
1:A:152:GLN:HG3	4:A:9952:HOH:O	1.78	0.83
2:D:3900:SO4:O4	4:D:9713:HOH:O	1.95	0.83
1:G:233[A]:LEU:HD11	1:H:237:GLN:HG3	1.62	0.82
1:C:155[A]:LYS:HE3	4:C:9720:HOH:O	1.78	0.82
1:C:78:GLN:OE1	4:C:9532:HOH:O	1.98	0.81
4:B:9794:HOH:O	1:E:155:LYS:HE3	1.81	0.81
1:C:141:ASP:OD2	1:C:144[A]:ARG:HD3	1.80	0.80
1:E:23:ILE:CG2	1:F:23:ILE:HD11	2.12	0.80
1:G:23:ILE:CG2	1:H:23:ILE:HD11	2.10	0.80
1:F:270:LYS:NZ	4:F:9895:HOH:O	2.14	0.79
1:G:23:ILE:CD1	1:H:23:ILE:HG21	2.12	0.79
1:G:65:GLN:NE2	1:H:58:GLN:HE22	1.80	0.79
1:A:192:SER:HB2	1:A:193:PRO:HD2	1.62	0.79
1:G:23:ILE:HD11	1:H:23:ILE:HG21	1.63	0.78
1:G:23:ILE:HD13	1:H:23:ILE:HD13	1.66	0.78
1:E:23:ILE:CG2	1:F:23:ILE:CD1	2.60	0.78
1:F:249:LYS:HE3	4:F:9788:HOH:O	1.82	0.78
1:G:237:GLN:HE21	1:H:237:GLN:HE22	1.32	0.78

Continued on next page...

Continued from previous page...

Atom-1	Atom-2	Interatomic distance (Å)	Clash overlap (Å)
3:D:9502[A]:TMP:H2'2	3:D:9502[A]:TMP:O5'	1.82	0.78
1:G:141:ASP:OD1	4:G:9634:HOH:O	2.02	0.78
1:F:12:SER:HA	1:F:85:PRO:HG3	1.66	0.77
1:G:93:LEU:HD23	4:G:9949:HOH:O	1.85	0.77
1:E:192:SER:OG	1:E:193:PRO:HD2	1.85	0.77
1:B:55[A]:SER:OG	4:B:9981:HOH:O	2.01	0.74
1:G:261:LYS:NZ	4:G:9956:HOH:O	2.19	0.74
1:A:24:SER:HB2	1:A:59:ASP:OD2	1.88	0.74
1:G:23:ILE:HG21	1:H:23:ILE:HD13	1.68	0.74
1:H:24:SER:CB	1:H:59:ASP:OD2	2.35	0.73
1:A:23:ILE:HD11	1:B:23:ILE:CG2	2.17	0.73
1:E:193:PRO:O	1:E:195:GLY:N	2.20	0.73
1:F:25:LYS:HE3	3:F:9504[B]:TMP:O3'	1.88	0.73
1:G:233[A]:LEU:HD11	1:H:237:GLN:CG	2.19	0.73
3:E:9503:TMP:O2P	4:E:9747:HOH:O	2.05	0.73
1:E:90:GLN:HG3	1:E:197:LEU:HD12	1.71	0.72
1:F:289:THR:OG1	4:F:9911:HOH:O	2.07	0.72
1:C:28:LEU:O	1:C:35[A]:MET:HB2	1.90	0.72
1:E:195:GLY:O	4:E:9700:HOH:O	2.08	0.72
1:A:23:ILE:HG21	1:B:23:ILE:HD11	1.71	0.72
1:C:26:GLN:O	4:C:9893:HOH:O	2.08	0.71
1:A:35[B]:MET:SD	1:A:226:THR:HG21	2.30	0.71
1:A:2:LYS:HB2	4:A:9768:HOH:O	1.90	0.71
1:G:289:THR:OG1	4:G:9910:HOH:O	2.08	0.71
1:A:23:ILE:HG21	1:B:23:ILE:CD1	2.21	0.70
1:F:155[A]:LYS:HE3	4:F:9728:HOH:O	1.90	0.70
1:G:23:ILE:HG21	1:H:23:ILE:HD11	1.70	0.70
1:A:141:ASP:OD1	4:A:9614:HOH:O	2.09	0.70
1:D:209:ARG:HD3	4:D:9569:HOH:O	1.91	0.69
1:C:256:ILE:O	1:C:260:GLN:HG3	1.91	0.69
1:G:35[B]:MET:SD	1:G:226:THR:OG1	2.50	0.69
1:H:192:SER:HB2	1:H:193:PRO:HD2	1.74	0.69
1:F:124:SER:OG	4:F:9883:HOH:O	1.94	0.69
1:A:119[B]:HIS:C	1:A:119[B]:HIS:CD2	2.65	0.69
3:F:9504[B]:TMP:P	4:F:9748:HOH:O	2.50	0.69
1:E:23:ILE:CD1	1:F:23:ILE:HG21	2.22	0.69
1:E:193:PRO:C	1:E:195:GLY:N	2.46	0.69
1:F:12:SER:CA	1:F:85:PRO:HG3	2.22	0.69
1:C:225:ASP:OD1	1:C:227:GLY:N	2.25	0.68
1:A:86:ASP:OD2	4:A:9948:HOH:O	2.11	0.68
1:C:26:GLN:HA	1:C:35[B]:MET:HG2	1.76	0.68

Continued on next page...

Continued from previous page...

Atom-1	Atom-2	Interatomic distance (Å)	Clash overlap (Å)
1:E:269:GLU:OE1	4:E:9712:HOH:O	2.10	0.68
1:A:237[B]:GLN:HG3	1:B:233:LEU:HD11	1.75	0.68
1:B:197:LEU:HD13	4:B:9934:HOH:O	1.93	0.67
1:G:23:ILE:CG2	1:H:23:ILE:CD1	2.70	0.67
1:G:65:GLN:HG2	4:H:9757:HOH:O	1.93	0.67
1:D:264:ASP:OD1	1:D:267:GLN:HG3	1.94	0.67
1:B:252[B]:CYS:SG	1:B:284:LEU:HD21	2.35	0.67
1:A:289:THR:OG1	4:A:9875:HOH:O	2.11	0.67
1:C:26:GLN:HB3	4:C:9591:HOH:O	1.95	0.67
1:E:24:SER:HB2	1:E:59:ASP:OD2	1.94	0.66
1:H:101:ASN:HB3	4:H:9929:HOH:O	1.96	0.66
1:A:141:ASP:OD2	1:A:144:ARG:HD3	1.93	0.66
1:E:183:VAL:O	1:E:187:ARG:HG3	1.96	0.66
3:C:9501[B]:TMP:O3P	4:C:9622:HOH:O	2.13	0.66
1:C:26:GLN:O	1:C:35[B]:MET:HB3	1.96	0.65
1:E:120:GLU:OE1	4:E:9805:HOH:O	2.14	0.65
1:D:21:LEU:O	4:D:9650:HOH:O	2.13	0.65
1:H:189:LEU:CD2	4:H:9903:HOH:O	2.45	0.65
1:G:23:ILE:HG23	1:H:23:ILE:HD11	1.78	0.65
1:D:180:GLN:OE1	4:D:9660:HOH:O	2.15	0.65
3:D:9502[B]:TMP:O3P	4:D:9644:HOH:O	2.15	0.65
1:F:12:SER:OG	1:F:13:GLY:N	2.30	0.65
1:B:197:LEU:HB3	4:B:9934:HOH:O	1.96	0.64
1:E:23:ILE:HD13	1:F:23:ILE:HG21	1.77	0.64
1:H:252[B]:CYS:SG	1:H:284:LEU:HD21	2.37	0.64
1:A:252[B]:CYS:SG	1:A:284:LEU:HD21	2.37	0.64
1:F:130[A]:THR:HG23	4:F:9878:HOH:O	1.97	0.64
1:E:124:SER:OG	4:E:9773:HOH:O	2.15	0.64
1:G:183:VAL:HG13	4:G:9949:HOH:O	1.98	0.63
1:A:23:ILE:HD13	1:B:23:ILE:HG21	1.79	0.63
3:F:9504[B]:TMP:O5'	3:F:9504[B]:TMP:H2'2	1.99	0.63
1:E:23:ILE:HG12	1:F:23:ILE:HG12	1.81	0.63
1:D:130[A]:THR:HG22	2:D:4800:SO4:O1	1.99	0.62
1:F:12:SER:HB3	4:F:9646:HOH:O	1.97	0.62
1:A:233:LEU:HD11	1:B:237[B]:GLN:HG3	1.80	0.62
1:C:2:LYS:NZ	1:C:50:GLU:OE1	2.28	0.62
3:H:9506[A]:TMP:O5'	3:H:9506[A]:TMP:C2'	2.46	0.62
1:A:90:GLN:HG2	1:A:197:LEU:HD12	1.81	0.62
1:E:35[A]:MET:SD	1:E:226:THR:OG1	2.57	0.62
1:H:35[A]:MET:SD	1:H:226:THR:OG1	2.57	0.61
1:B:2:LYS:HD3	4:B:9752:HOH:O	2.01	0.61

Continued on next page...

Continued from previous page...

Atom-1	Atom-2	Interatomic distance (Å)	Clash overlap (Å)
1:F:133:SER:HB3	1:F:215[B]:GLU:OE1	2.01	0.61
1:E:1:MET:CE	1:E:180:GLN:HE22	2.14	0.60
1:G:23:ILE:HD11	1:H:23:ILE:CG2	2.30	0.60
1:A:23:ILE:CD1	1:B:23:ILE:CG2	2.77	0.60
1:A:23:ILE:CG2	1:B:23:ILE:HD11	2.31	0.60
1:C:237[A]:GLN:HG2	1:D:233[A]:LEU:HD21	1.83	0.60
1:A:101:ASN:HB2	4:A:9951:HOH:O	2.00	0.60
1:E:88:LEU:HD11	4:E:9752:HOH:O	2.02	0.60
3:F:9504[A]:TMP:H2'2	3:F:9504[A]:TMP:O5'	2.01	0.60
1:A:180:GLN:OE1	4:A:9953:HOH:O	2.17	0.60
1:F:256:ILE:O	1:F:260:GLN:HG3	2.01	0.60
1:C:237[A]:GLN:HG3	1:D:233[A]:LEU:HD11	1.83	0.60
1:D:128:ARG:NE	4:D:9590:HOH:O	2.33	0.60
1:E:191:PRO:HD2	4:E:9592:HOH:O	2.02	0.60
1:F:155[B]:LYS:HE3	4:F:9793:HOH:O	2.00	0.60
1:A:119[B]:HIS:CD2	1:A:119[B]:HIS:O	2.55	0.60
1:C:278:ASN:OD1	1:C:280:TYR:N	2.34	0.59
1:C:12:SER:OG	1:C:13:GLY:N	2.35	0.59
1:B:237[A]:GLN:HG2	1:D:237[A]:GLN:HG2	1.85	0.59
1:B:278:ASN:OD1	1:B:280:TYR:N	2.35	0.59
1:D:256:ILE:O	1:D:260:GLN:HG3	2.03	0.58
1:C:261:LYS:NZ	4:C:9841:HOH:O	2.37	0.58
1:D:249:LYS:HE3	4:D:9867:HOH:O	2.03	0.58
1:E:23:ILE:HG21	1:F:23:ILE:HD11	1.74	0.58
1:F:192:SER:HB2	1:F:193:PRO:HD2	1.85	0.58
1:E:23:ILE:HG23	1:F:23:ILE:HD11	1.86	0.58
1:F:128:ARG:HD2	4:F:9888:HOH:O	2.03	0.58
3:F:9504[B]:TMP:O1P	4:F:9748:HOH:O	2.17	0.58
1:E:128:ARG:HD2	4:E:9633:HOH:O	2.03	0.58
1:A:23:ILE:HG22	1:A:24:SER:O	2.04	0.57
1:F:15:ARG:HG2	1:F:16:LEU:HG	1.85	0.57
1:E:278:ASN:OD1	1:E:280:TYR:N	2.37	0.57
1:H:273:ALA:HB3	1:H:274:PRO:HD3	1.87	0.57
1:C:15:ARG:HB3	4:C:9855:HOH:O	2.04	0.57
1:B:58:GLN:OE1	4:B:9984:HOH:O	2.18	0.57
1:F:130[A]:THR:HG22	2:F:6700:SO4:O2	2.05	0.57
1:A:23:ILE:HD13	1:B:23:ILE:HD13	1.86	0.56
1:G:1:MET:N	4:G:9576:HOH:O	2.26	0.56
1:C:16:LEU:HD21	1:C:228:THR:HA	1.87	0.56
1:A:58:GLN:OE1	1:A:62:ARG:NH1	2.37	0.56
1:D:65:GLN:HG3	4:D:9626:HOH:O	2.05	0.56

Continued on next page...

Continued from previous page...

Atom-1	Atom-2	Interatomic distance (Å)	Clash overlap (Å)
1:H:192:SER:HB2	1:H:193:PRO:CD	2.35	0.56
1:A:270:LYS:HE2	4:A:9908:HOH:O	2.04	0.56
3:E:9503:TMP:H5'1	4:E:9752:HOH:O	2.05	0.56
1:C:124[A]:SER:OG	4:C:9780:HOH:O	2.17	0.56
1:F:215[A]:GLU:HG3	4:F:9884:HOH:O	2.06	0.56
1:B:2:LYS:NZ	1:B:50:GLU:OE1	2.23	0.56
1:H:273:ALA:HB3	1:H:274:PRO:CD	2.35	0.55
1:G:24:SER:HB2	1:G:59:ASP:OD2	2.06	0.55
1:D:162[A]:LYS:NZ	4:D:9827:HOH:O	2.24	0.55
1:B:24:SER:HB2	1:B:59:ASP:OD2	2.06	0.55
1:C:141:ASP:OD1	4:C:9629:HOH:O	2.18	0.55
1:F:252[B]:CYS:SG	1:F:284:LEU:HD21	2.47	0.55
1:B:1:MET:CE	4:E:9553:HOH:O	2.55	0.55
1:G:192:SER:HB2	1:G:193:PRO:HD2	1.88	0.55
1:E:12:SER:HA	4:E:9831:HOH:O	2.07	0.55
1:F:57:PRO:HD3	1:F:81[A]:VAL:HG13	1.89	0.55
1:H:24:SER:N	4:H:9905:HOH:O	2.30	0.55
1:C:93:LEU:HD23	4:C:9761:HOH:O	2.07	0.55
1:E:35[B]:MET:SD	1:E:226:THR:HG21	2.47	0.55
1:F:35[A]:MET:SD	1:F:226:THR:OG1	2.65	0.55
3:G:9505[A]:TMP:O5'	3:G:9505[A]:TMP:C2'	2.52	0.54
1:A:23:ILE:HG12	1:B:23:ILE:HG12	1.89	0.54
1:C:112:LEU:C	1:C:112:LEU:HD23	2.28	0.54
1:D:209:ARG:HG3	1:D:209:ARG:HH11	1.71	0.54
1:F:15:ARG:HG2	1:F:16:LEU:N	2.21	0.54
1:D:24:SER:CB	1:D:27:LEU:CD1	2.39	0.54
1:C:2:LYS:HE2	1:C:4:LYS:HE3	1.90	0.54
1:C:237[A]:GLN:CG	1:D:233[A]:LEU:HD11	2.37	0.54
1:F:209[A]:ARG:NH2	1:F:211:GLN:HE22	2.06	0.53
1:A:162:LYS:NZ	1:A:194[B]:ARG:HH12	2.07	0.53
1:G:23:ILE:HD13	1:H:23:ILE:HG21	1.88	0.53
1:D:128:ARG:HD2	4:D:9590:HOH:O	2.09	0.53
1:E:22:ALA:C	1:E:23:ILE:HG13	2.28	0.53
1:E:192:SER:OG	1:E:193:PRO:CD	2.55	0.53
1:F:50:GLU:HG3	4:F:9901:HOH:O	2.09	0.53
1:A:25:LYS:HE2	4:A:9692:HOH:O	2.07	0.53
1:G:273:ALA:HB3	1:G:274:PRO:CD	2.39	0.53
1:C:162:LYS:NZ	4:C:9681:HOH:O	2.42	0.53
1:G:23:ILE:HG22	1:G:24:SER:O	2.09	0.53
1:C:225:ASP:OD1	1:C:225:ASP:C	2.46	0.53
1:A:192:SER:CB	1:A:193:PRO:HD2	2.38	0.52

Continued on next page...

Continued from previous page...

Atom-1	Atom-2	Interatomic distance (Å)	Clash overlap (Å)
1:E:90:GLN:CG	1:E:197:LEU:HD12	2.37	0.52
1:C:249:LYS:HE3	4:C:9802:HOH:O	2.08	0.52
1:H:23:ILE:HG22	1:H:24:SER:O	2.09	0.52
1:C:119[B]:HIS:C	1:C:119[B]:HIS:CD2	2.83	0.52
1:F:130[B]:THR:HG22	4:F:9878:HOH:O	2.10	0.52
1:D:252[B]:CYS:SG	1:D:284:LEU:HD21	2.51	0.51
1:E:58:GLN:HG2	1:E:62:ARG:NH1	2.25	0.51
1:E:119:HIS:ND1	4:E:9798:HOH:O	2.33	0.51
1:E:193:PRO:O	1:E:194:ARG:C	2.49	0.51
1:H:60:THR:HB	1:H:61:PRO:HD3	1.92	0.51
1:A:162:LYS:NZ	1:A:194[B]:ARG:NH1	2.58	0.51
1:C:28:LEU:O	1:C:35[A]:MET:HE3	2.10	0.51
1:C:25:LYS:O	1:C:28:LEU:N	2.29	0.51
1:C:183:VAL:HG13	4:C:9761:HOH:O	2.11	0.51
1:D:209:ARG:HH11	1:D:209:ARG:CG	2.24	0.51
1:A:35[A]:MET:SD	1:A:226:THR:OG1	2.66	0.51
1:B:110:ASP:CG	3:B:9500[A]:TMP:H3'	2.31	0.51
1:C:234:GLU:OE2	4:C:9856:HOH:O	2.19	0.50
1:D:192:SER:HB2	1:D:193:PRO:HD2	1.92	0.50
1:B:128:ARG:NH2	2:E:4700:SO4:O2	2.45	0.50
1:B:57:PRO:HG3	1:B:81:VAL:CG1	2.41	0.50
1:C:130[A]:THR:HG22	2:C:3800:SO4:O4	2.11	0.50
1:B:35[A]:MET:SD	1:B:226:THR:OG1	2.69	0.50
1:B:19:ALA:O	4:B:9743:HOH:O	2.19	0.50
1:B:189:LEU:CD2	4:B:9936:HOH:O	2.60	0.50
1:F:209[A]:ARG:HH21	1:F:211:GLN:HE22	1.60	0.50
1:C:233:LEU:HD12	1:D:233[A]:LEU:CD1	2.41	0.50
4:C:9579:HOH:O	1:D:233[B]:LEU:HD23	2.12	0.50
1:F:81[A]:VAL:CG1	1:F:82:GLN:N	2.75	0.49
1:D:196:GLU:HG3	4:D:9725:HOH:O	2.11	0.49
1:C:60:THR:CG2	4:C:9688:HOH:O	2.46	0.49
1:D:128:ARG:CD	4:D:9590:HOH:O	2.60	0.49
1:F:229:HIS:HE1	4:F:9642:HOH:O	1.94	0.49
1:D:35[B]:MET:SD	1:D:226:THR:OG1	2.67	0.49
1:D:36:ILE:HD12	1:D:63:PHE:CE2	2.48	0.49
1:G:252[B]:CYS:SG	1:G:284:LEU:HD21	2.53	0.49
1:E:285:LYS:HE2	4:E:9649:HOH:O	2.11	0.49
1:A:24:SER:OG	1:A:26:GLN:OE1	2.31	0.49
1:B:57:PRO:HG3	1:B:81:VAL:HG11	1.93	0.49
1:C:34:PRO:HB3	4:C:9635:HOH:O	2.13	0.49
1:C:233:LEU:CD1	1:D:233[A]:LEU:HD12	2.42	0.49

Continued on next page...

Continued from previous page...

Atom-1	Atom-2	Interatomic distance (Å)	Clash overlap (Å)
1:F:110:ASP:OD2	3:F:9504[A]:TMP:H3'	2.13	0.48
1:G:273:ALA:HB3	1:G:274:PRO:HD3	1.95	0.48
1:A:60:THR:HB	1:A:61:PRO:HD3	1.95	0.48
1:A:194[B]:ARG:O	1:A:194[B]:ARG:HG3	2.13	0.48
1:G:25:LYS:O	1:G:35[A]:MET:HE3	2.13	0.48
1:D:59:ASP:OD1	1:D:62:ARG:NH1	2.47	0.48
1:E:23:ILE:HG23	1:F:23:ILE:CD1	2.43	0.48
1:E:193:PRO:C	1:E:195:GLY:H	2.15	0.48
1:B:192:SER:HB2	1:B:193:PRO:CD	2.43	0.48
1:D:287:LEU:HG	4:D:9747:HOH:O	2.14	0.48
1:C:25:LYS:HE3	3:C:9501[B]:TMP:O3'	2.14	0.47
1:E:161:GLU:O	1:E:194:ARG:NH2	2.47	0.47
1:G:25:LYS:HB3	1:G:25:LYS:HE2	1.74	0.47
1:A:17:HIS:O	4:A:9887:HOH:O	2.20	0.47
1:A:58:GLN:HE22	1:B:65:GLN:HE22	1.63	0.47
1:C:161:GLU:O	1:C:194:ARG:NH2	2.46	0.47
1:C:252[B]:CYS:SG	1:C:284:LEU:HD21	2.54	0.47
3:A:8500[A]:TMP:H2'2	3:A:8500[A]:TMP:O5'	2.15	0.47
1:E:60:THR:HB	1:E:61:PRO:HD3	1.97	0.47
1:G:24:SER:HB2	1:G:59:ASP:CG	2.35	0.47
1:A:60:THR:N	1:A:61:PRO:CD	2.77	0.47
1:B:20:THR:HA	1:B:23:ILE:O	2.15	0.47
1:B:133:SER:HB3	4:B:9803:HOH:O	2.15	0.47
1:C:197:LEU:HD13	4:C:9834:HOH:O	2.13	0.47
1:A:237[B]:GLN:CG	1:B:233:LEU:HD11	2.44	0.47
1:B:18:PRO:HA	1:B:21:LEU:HG	1.96	0.47
1:C:60:THR:N	1:C:61:PRO:HD2	2.29	0.46
1:H:20:THR:HA	1:H:23:ILE:O	2.16	0.46
1:B:189:LEU:HD23	4:B:9936:HOH:O	2.14	0.46
1:C:25:LYS:CE	3:C:9501[B]:TMP:O3'	2.64	0.46
1:G:141:ASP:OD2	1:G:144:ARG:CD	2.39	0.46
1:C:144[B]:ARG:NH1	4:C:9783:HOH:O	2.48	0.46
1:F:58:GLN:NE2	4:F:9639:HOH:O	2.48	0.46
1:B:234:GLU:HA	1:B:237[B]:GLN:HE21	1.80	0.46
1:C:277:LYS:HD2	1:C:277:LYS:N	2.30	0.46
1:A:23:ILE:HD13	1:B:23:ILE:CD1	2.46	0.46
1:B:124[A]:SER:OG	4:B:9558:HOH:O	2.20	0.46
1:F:213[A]:SER:OG	1:F:215[A]:GLU:OE2	2.33	0.46
1:B:141:ASP:OD2	1:B:144:ARG:CD	2.53	0.45
1:H:64:GLN:HG2	1:H:79:TYR:CG	2.52	0.45
1:C:167:LYS:HE3	4:C:9724:HOH:O	2.15	0.45

Continued on next page...

Continued from previous page...

Atom-1	Atom-2	Interatomic distance (Å)	Clash overlap (Å)
1:E:23:ILE:CD1	1:F:23:ILE:CG2	2.94	0.45
1:E:1:MET:HE1	1:E:180:GLN:HE22	1.82	0.45
1:B:1:MET:HE2	4:E:9553:HOH:O	2.16	0.45
1:F:16:LEU:HD21	1:F:228:THR:HA	1.97	0.45
1:F:180:GLN:HG3	4:F:9606:HOH:O	2.16	0.45
1:D:119:HIS:HD2	4:D:9809:HOH:O	1.98	0.45
1:G:233[A]:LEU:HD12	1:H:233:LEU:CD1	2.47	0.45
1:A:233:LEU:HD12	1:B:233:LEU:CD1	2.46	0.45
1:B:1:MET:HE3	4:E:9553:HOH:O	2.16	0.45
1:F:23:ILE:HG22	1:F:24:SER:O	2.17	0.45
1:F:273:ALA:HB3	1:F:274:PRO:HD3	1.98	0.45
1:A:23:ILE:CD1	1:B:23:ILE:HG12	2.47	0.45
1:F:4:LYS:HE2	4:F:9687:HOH:O	2.17	0.45
1:G:192:SER:HB2	1:G:193:PRO:CD	2.47	0.45
1:D:112:LEU:C	1:D:112:LEU:HD23	2.36	0.44
1:E:128:ARG:NE	4:E:9633:HOH:O	2.50	0.44
1:F:81[A]:VAL:HG12	1:F:82:GLN:N	2.29	0.44
1:G:25:LYS:O	1:G:35[A]:MET:CE	2.65	0.44
1:F:287:LEU:HG	4:F:9671:HOH:O	2.17	0.44
1:H:110:ASP:OD2	3:H:9506[A]:TMP:H3'	2.17	0.44
1:A:162:LYS:HZ2	1:A:194[B]:ARG:NH1	2.15	0.44
1:B:192:SER:HB2	1:B:193:PRO:HD2	1.98	0.44
1:C:25:LYS:HG3	4:C:9562:HOH:O	2.16	0.44
1:H:26:GLN:HA	1:H:35[B]:MET:HG2	1.98	0.44
1:D:24:SER:HB3	1:D:27:LEU:HD12	0.62	0.44
1:D:60:THR:HB	1:D:61:PRO:HD3	1.99	0.44
1:G:22:ALA:CB	4:G:9928:HOH:O	2.48	0.44
1:C:193:PRO:C	1:C:195:GLY:H	2.21	0.44
1:E:1:MET:CE	1:E:180:GLN:NE2	2.80	0.44
1:E:96:GLU:OE2	4:E:9884:HOH:O	2.21	0.44
1:F:57:PRO:HD3	1:F:81[A]:VAL:CG1	2.47	0.44
1:H:272:ALA:HB1	1:H:285:LYS:HG3	2.00	0.44
1:B:23:ILE:HG22	1:B:24:SER:O	2.18	0.43
1:C:69:ASP:OD1	4:C:9894:HOH:O	2.21	0.43
1:A:233:LEU:CD1	1:B:233:LEU:HD12	2.49	0.43
1:B:16:LEU:HD21	1:B:228:THR:HA	2.00	0.43
1:A:237[B]:GLN:HG2	1:B:233:LEU:HD21	1.99	0.43
1:F:264:ASP:OD1	1:F:267:GLN:HG3	2.18	0.43
1:A:273:ALA:N	1:A:274:PRO:HD2	2.33	0.43
1:E:32:ASP:OD2	1:E:243:GLU:OE1	2.37	0.43
1:F:60:THR:HB	1:F:61:PRO:HD3	1.99	0.43

Continued on next page...

Continued from previous page...

Atom-1	Atom-2	Interatomic distance (Å)	Clash overlap (Å)
1:G:13:GLY:HA3	4:G:9810:HOH:O	2.17	0.43
1:C:193:PRO:C	1:C:195:GLY:N	2.72	0.43
1:C:278:ASN:OD1	1:C:278:ASN:C	2.56	0.43
3:C:9501[A]:TMP:O5'	3:C:9501[A]:TMP:H2'2	2.17	0.43
1:F:141:ASP:OD2	1:F:144:ARG:CD	2.58	0.43
1:C:28:LEU:O	1:C:35[B]:MET:HB2	2.19	0.43
1:E:128:ARG:CD	4:E:9633:HOH:O	2.64	0.43
1:F:25:LYS:CE	3:F:9504[B]:TMP:O3'	2.63	0.43
1:F:141:ASP:CG	1:F:144:ARG:HD3	2.38	0.43
1:G:32:ASP:OD2	1:G:243:GLU:OE1	2.36	0.43
1:F:25:LYS:NZ	4:F:9768:HOH:O	2.51	0.42
1:A:22:ALA:C	1:A:23:ILE:HG13	2.38	0.42
1:C:8:LEU:HG	3:C:9501[A]:TMP:O2	2.18	0.42
1:E:61:PRO:O	1:E:65:GLN:HG3	2.19	0.42
1:C:233:LEU:CD1	1:D:233[A]:LEU:CD1	2.97	0.42
1:G:4:LYS:O	1:G:104:SER:HA	2.20	0.42
1:C:152:GLN:HG3	2:C:4000:SO4:O3	2.19	0.42
1:C:187:ARG:HG3	4:C:9761:HOH:O	2.18	0.42
2:E:5700:SO4:O2	1:F:62:ARG:NH2	2.47	0.42
1:C:110:ASP:CG	3:C:9501[A]:TMP:H3'	2.40	0.42
1:C:233:LEU:HD11	1:D:237[B]:GLN:HG3	2.00	0.42
1:E:13:GLY:HA3	4:E:9853:HOH:O	2.19	0.42
1:F:260:GLN:NE2	1:F:262:TRP:CH2	2.87	0.42
1:G:60:THR:HB	1:G:61:PRO:HD3	2.02	0.42
1:A:29:PRO:HG2	4:A:9835:HOH:O	2.20	0.42
1:F:57:PRO:CG	1:F:81[A]:VAL:HG11	2.33	0.42
3:F:9504[A]:TMP:O5'	3:F:9504[A]:TMP:C2'	2.67	0.42
1:B:29:PRO:HG2	4:B:9843:HOH:O	2.20	0.42
1:E:252[B]:CYS:SG	1:E:284:LEU:HD21	2.60	0.42
1:B:273:ALA:HB3	1:B:274:PRO:CD	2.50	0.41
1:E:56:THR:HB	1:E:57:PRO:HD2	2.01	0.41
1:G:28:LEU:HD22	1:H:29:PRO:HD2	2.02	0.41
1:F:15:ARG:CD	1:F:227:GLY:O	2.60	0.41
1:G:23:ILE:HG12	1:H:23:ILE:HG12	2.02	0.41
1:G:180:GLN:HG2	4:G:9718:HOH:O	2.19	0.41
1:A:23:ILE:HD13	1:B:23:ILE:CG1	2.50	0.41
1:A:192:SER:HB2	1:A:193:PRO:CD	2.43	0.41
1:B:25:LYS:HB3	1:B:25:LYS:HE2	1.89	0.41
1:D:278:ASN:OD1	1:D:280:TYR:N	2.53	0.41
1:H:15:ARG:HG2	1:H:16:LEU:HD23	2.02	0.41
1:H:41:SER:HB2	1:H:256:ILE:CD1	2.50	0.41

Continued on next page...

Continued from previous page...

Atom-1	Atom-2	Interatomic distance (Å)	Clash overlap (Å)
1:A:230:ASP:CG	4:A:9906:HOH:O	2.58	0.41
1:C:264:ASP:OD1	1:C:267:GLN:HG3	2.21	0.41
1:F:41:SER:HB2	1:F:256:ILE:CD1	2.51	0.41
4:E:9740:HOH:O	1:F:65:GLN:HG2	2.21	0.41
1:G:90:GLN:CG	1:G:197:LEU:HD12	2.50	0.41
1:G:278:ASN:OD1	1:G:280:TYR:N	2.52	0.41
1:H:192:SER:CB	1:H:193:PRO:CD	2.98	0.41
1:H:259:ARG:NH2	1:H:287:LEU:HD22	2.36	0.41
1:A:191:PRO:HD3	4:A:9889:HOH:O	2.21	0.41
1:A:238:PHE:CE1	1:C:238:PHE:CE1	3.09	0.41
1:E:192:SER:HB3	1:E:196:GLU:N	2.36	0.41
1:C:25:LYS:HE3	1:C:110:ASP:OD2	2.21	0.40
1:C:32:ASP:OD2	1:C:243:GLU:OE1	2.39	0.40
1:A:23:ILE:CG1	1:B:23:ILE:HG12	2.51	0.40
1:D:96:GLU:OE1	1:D:187:ARG:NH1	2.53	0.40
1:E:16:LEU:HD21	1:E:228:THR:HA	2.03	0.40
1:G:21:LEU:HD23	1:G:21:LEU:HA	1.87	0.40
1:G:110:ASP:CG	3:G:9505[A]:TMP:H3'	2.42	0.40
1:B:272:ALA:HB1	1:B:285:LYS:HG3	2.03	0.40
1:F:4:LYS:O	1:F:104:SER:HA	2.21	0.40
1:A:194[B]:ARG:O	1:A:194[B]:ARG:CG	2.69	0.40
1:C:60:THR:CB	4:C:9688:HOH:O	2.69	0.40
1:F:128:ARG:NE	4:F:9888:HOH:O	2.54	0.40
1:G:23:ILE:CD1	1:H:23:ILE:CG2	2.92	0.40
1:G:193:PRO:N	4:G:9835:HOH:O	2.54	0.40
1:C:128[B]:ARG:NH2	1:C:215:GLU:OE2	2.54	0.40
1:E:190:LYS:HA	1:E:191:PRO:HD3	1.88	0.40
1:G:84[A]:SER:OG	1:G:85:PRO:HD2	2.22	0.40

All (8) symmetry-related close contacts are listed below. The label for Atom-2 includes the symmetry operator and encoded unit-cell translations to be applied.

Atom-1	Atom-2	Interatomic distance (Å)	Clash overlap (Å)
4:D:9860:HOH:O	4:E:9857:HOH:O[1_655]	1.93	0.27
4:D:9569:HOH:O	4:H:9651:HOH:O[1_565]	2.01	0.19
4:A:9763:HOH:O	4:F:9762:HOH:O[1_566]	2.15	0.05
4:D:9563:HOH:O	4:H:9651:HOH:O[1_565]	2.15	0.05
2:D:3900:SO4:O2	4:B:9956:HOH:O[1_655]	2.16	0.04
4:F:9619:HOH:O	4:G:9811:HOH:O[1_455]	2.17	0.03
4:B:9978:HOH:O	4:D:9669:HOH:O[1_455]	2.18	0.02
4:D:9775:HOH:O	4:H:9697:HOH:O[1_565]	2.19	0.01

5.3 Torsion angles [i](#)

5.3.1 Protein backbone [i](#)

In the following table, the Percentiles column shows the percent Ramachandran outliers of the chain as a percentile score with respect to all X-ray entries followed by that with respect to entries of similar resolution.

The Analysed column shows the number of residues for which the backbone conformation was analysed, and the total number of residues.

Mol	Chain	Analysed	Favoured	Allowed	Outliers	Percentiles	
1	A	301/293 (103%)	296 (98%)	4 (1%)	1 (0%)	41	22
1	B	298/293 (102%)	292 (98%)	6 (2%)	0	100	100
1	C	304/293 (104%)	296 (97%)	7 (2%)	1 (0%)	41	22
1	D	302/293 (103%)	297 (98%)	4 (1%)	1 (0%)	41	22
1	E	297/293 (101%)	291 (98%)	3 (1%)	3 (1%)	15	3
1	F	303/293 (103%)	298 (98%)	3 (1%)	2 (1%)	22	6
1	G	297/293 (101%)	293 (99%)	3 (1%)	1 (0%)	41	22
1	H	293/293 (100%)	287 (98%)	5 (2%)	1 (0%)	41	22
All	All	2395/2344 (102%)	2350 (98%)	35 (2%)	10 (0%)	34	16

All (10) Ramachandran outliers are listed below:

Mol	Chain	Res	Type
1	F	12	SER
1	E	194	ARG
1	F	31	TYR
1	H	31	TYR
1	A	31	TYR
1	C	31	TYR
1	D	31	TYR
1	E	31	TYR
1	E	193	PRO
1	G	31	TYR

5.3.2 Protein sidechains [i](#)

In the following table, the Percentiles column shows the percent sidechain outliers of the chain as a percentile score with respect to all X-ray entries followed by that with respect to entries of similar resolution.

The Analysed column shows the number of residues for which the sidechain conformation was analysed, and the total number of residues.

Mol	Chain	Analysed	Rotameric	Outliers	Percentiles	
1	A	250/240 (104%)	246 (98%)	4 (2%)	62	41
1	B	247/240 (103%)	244 (99%)	3 (1%)	71	53
1	C	253/240 (105%)	250 (99%)	3 (1%)	71	53
1	D	251/240 (105%)	248 (99%)	3 (1%)	71	53
1	E	246/240 (102%)	244 (99%)	2 (1%)	81	70
1	F	252/240 (105%)	250 (99%)	2 (1%)	81	70
1	G	246/240 (102%)	245 (100%)	1 (0%)	91	85
1	H	242/240 (101%)	237 (98%)	5 (2%)	53	29
All	All	1987/1920 (104%)	1964 (99%)	23 (1%)	73	53

All (23) residues with a non-rotameric sidechain are listed below:

Mol	Chain	Res	Type
1	A	2	LYS
1	A	15	ARG
1	A	24	SER
1	A	260	GLN
1	B	12	SER
1	B	24	SER
1	B	260	GLN
1	C	12	SER
1	C	15	ARG
1	C	225	ASP
1	D	124[A]	SER
1	D	124[B]	SER
1	D	260	GLN
1	E	29	PRO
1	E	194	ARG
1	F	14	THR
1	F	58	GLN
1	G	12	SER
1	H	2	LYS
1	H	12	SER
1	H	15	ARG
1	H	24	SER
1	H	260	GLN

Sometimes sidechains can be flipped to improve hydrogen bonding and reduce clashes. All (18) such sidechains are listed below:

Mol	Chain	Res	Type
1	B	17	HIS
1	B	65	GLN
1	C	17	HIS
1	C	260	GLN
1	C	282	GLN
1	E	58	GLN
1	E	119	HIS
1	F	58	GLN
1	F	282	GLN
1	G	17	HIS
1	G	58	GLN
1	G	65	GLN
1	G	119	HIS
1	G	180	GLN
1	G	237	GLN
1	H	17	HIS
1	H	119	HIS
1	H	180	GLN

5.3.3 RNA [i](#)

There are no RNA molecules in this entry.

5.4 Non-standard residues in protein, DNA, RNA chains [i](#)

There are no non-standard protein/DNA/RNA residues in this entry.

5.5 Carbohydrates [i](#)

There are no monosaccharides in this entry.

5.6 Ligand geometry [i](#)

36 ligands are modelled in this entry.

In the following table, the Counts columns list the number of bonds (or angles) for which Mogul statistics could be retrieved, the number of bonds (or angles) that are observed in the model and the number of bonds (or angles) that are defined in the Chemical Component Dictionary. The Link column lists molecule types, if any, to which the group is linked. The Z score for a bond

length (or angle) is the number of standard deviations the observed value is removed from the expected value. A bond length (or angle) with $|Z| > 2$ is considered an outlier worth inspection. RMSZ is the root-mean-square of all Z scores of the bond lengths (or angles).

Mol	Type	Chain	Res	Link	Bond lengths			Bond angles		
					Counts	RMSZ	# Z > 2	Counts	RMSZ	# Z > 2
3	TMP	G	9513	-	22,22,22	1.99	7 (31%)	33,33,33	2.68	11 (33%)
3	TMP	F	9512	-	22,22,22	2.03	7 (31%)	33,33,33	2.31	10 (30%)
3	TMP	C	9509	-	22,22,22	2.09	10 (45%)	33,33,33	2.44	8 (24%)
2	SO4	C	3800	-	4,4,4	0.21	0	6,6,6	0.48	0
2	SO4	E	5700	-	4,4,4	0.22	0	6,6,6	0.41	0
3	TMP	G	9505[A]	-	22,22,22	2.62	12 (54%)	33,33,33	3.82	19 (57%)
2	SO4	G	7700	-	4,4,4	0.29	0	6,6,6	0.33	0
2	SO4	D	5200	-	4,4,4	0.15	0	6,6,6	0.50	0
2	SO4	A	3700	-	4,4,4	0.32	0	6,6,6	1.19	0
3	TMP	A	9507	-	22,22,22	1.84	6 (27%)	33,33,33	2.29	9 (27%)
3	TMP	F	9504[A]	-	22,22,22	2.18	7 (31%)	33,33,33	3.44	11 (33%)
3	TMP	C	9501[B]	-	22,22,22	2.56	12 (54%)	33,33,33	3.05	15 (45%)
3	TMP	B	9500[A]	-	22,22,22	2.71	11 (50%)	33,33,33	3.95	16 (48%)
3	TMP	H	9506[B]	-	22,22,22	2.71	13 (59%)	33,33,33	3.89	19 (57%)
3	TMP	H	9514	-	22,22,22	2.17	8 (36%)	33,33,33	2.01	8 (24%)
2	SO4	F	6700	-	4,4,4	0.21	0	6,6,6	0.27	0
2	SO4	D	5100	-	4,4,4	0.40	0	6,6,6	1.14	0
3	TMP	A	8500[A]	-	22,22,22	2.64	12 (54%)	33,33,33	3.10	17 (51%)
2	SO4	C	4000	-	4,4,4	0.49	0	6,6,6	1.08	0
3	TMP	B	9508	-	22,22,22	2.25	7 (31%)	33,33,33	2.51	13 (39%)
2	SO4	E	4700	-	4,4,4	0.14	0	6,6,6	0.90	0
3	TMP	D	9502[A]	-	22,22,22	2.67	9 (40%)	33,33,33	3.73	18 (54%)
3	TMP	G	9505[B]	-	22,22,22	2.49	11 (50%)	33,33,33	2.93	15 (45%)
2	SO4	D	5000	-	4,4,4	0.13	0	6,6,6	0.45	0
3	TMP	B	9500[B]	-	22,22,22	2.57	11 (50%)	33,33,33	2.41	11 (33%)
3	TMP	F	9504[B]	-	22,22,22	2.44	9 (40%)	33,33,33	3.37	12 (36%)
2	SO4	E	5800	-	4,4,4	0.15	0	6,6,6	0.36	0
3	TMP	E	9503	-	22,22,22	2.62	10 (45%)	33,33,33	3.43	14 (42%)
2	SO4	D	3900	-	4,4,4	0.29	0	6,6,6	0.63	0
2	SO4	D	4800	-	4,4,4	0.19	0	6,6,6	0.12	0
3	TMP	C	9501[A]	-	22,22,22	2.68	12 (54%)	33,33,33	3.76	17 (51%)
3	TMP	A	8500[B]	-	22,22,22	2.54	12 (54%)	33,33,33	2.97	16 (48%)
3	TMP	E	9511	-	22,22,22	2.38	9 (40%)	33,33,33	2.81	13 (39%)
3	TMP	H	9506[A]	-	22,22,22	2.78	14 (63%)	33,33,33	3.70	17 (51%)

Mol	Type	Chain	Res	Link	Bond lengths			Bond angles		
					Counts	RMSZ	# Z > 2	Counts	RMSZ	# Z > 2
3	TMP	D	9510	-	22,22,22	2.22	9 (40%)	33,33,33	1.92	8 (24%)
3	TMP	D	9502[B]	-	22,22,22	2.62	10 (45%)	33,33,33	2.70	14 (42%)

In the following table, the Chirals column lists the number of chiral outliers, the number of chiral centers analysed, the number of these observed in the model and the number defined in the Chemical Component Dictionary. Similar counts are reported in the Torsion and Rings columns. '-' means no outliers of that kind were identified.

Mol	Type	Chain	Res	Link	Chirals	Torsions	Rings
3	TMP	G	9513	-	-	2/10/22/22	0/2/2/2
3	TMP	F	9512	-	-	2/10/22/22	0/2/2/2
3	TMP	C	9509	-	-	2/10/22/22	0/2/2/2
3	TMP	G	9505[A]	-	-	0/10/22/22	0/2/2/2
3	TMP	A	9507	-	-	2/10/22/22	0/2/2/2
3	TMP	F	9504[A]	-	-	0/10/22/22	0/2/2/2
3	TMP	C	9501[B]	-	-	0/10/22/22	0/2/2/2
3	TMP	B	9500[A]	-	-	0/10/22/22	0/2/2/2
3	TMP	H	9506[B]	-	-	4/10/22/22	0/2/2/2
3	TMP	H	9514	-	-	2/10/22/22	0/2/2/2
3	TMP	A	8500[A]	-	-	5/10/22/22	0/2/2/2
3	TMP	B	9508	-	-	2/10/22/22	0/2/2/2
3	TMP	D	9502[A]	-	-	1/10/22/22	0/2/2/2
3	TMP	G	9505[B]	-	-	0/10/22/22	0/2/2/2
3	TMP	B	9500[B]	-	-	0/10/22/22	0/2/2/2
3	TMP	F	9504[B]	-	-	0/10/22/22	0/2/2/2
3	TMP	E	9503	-	-	0/10/22/22	0/2/2/2
3	TMP	C	9501[A]	-	-	4/10/22/22	0/2/2/2
3	TMP	A	8500[B]	-	-	2/10/22/22	0/2/2/2
3	TMP	E	9511	-	-	1/10/22/22	0/2/2/2
3	TMP	H	9506[A]	-	-	0/10/22/22	0/2/2/2
3	TMP	D	9510	-	-	2/10/22/22	0/2/2/2
3	TMP	D	9502[B]	-	-	5/10/22/22	0/2/2/2

All (228) bond length outliers are listed below:

Mol	Chain	Res	Type	Atoms	Z	Observed(Å)	Ideal(Å)
3	B	9500[B]	TMP	O2-C2	5.51	1.33	1.23
3	D	9502[A]	TMP	O4-C4	5.50	1.34	1.23
3	E	9511	TMP	O2-C2	5.25	1.32	1.23

Continued on next page...

Continued from previous page...

Mol	Chain	Res	Type	Atoms	Z	Observed(Å)	Ideal(Å)
3	G	9513	TMP	O2-C2	5.23	1.32	1.23
3	H	9506[A]	TMP	O4-C4	5.20	1.33	1.23
3	B	9500[A]	TMP	O2-C2	5.16	1.32	1.23
3	D	9502[B]	TMP	O4-C4	5.09	1.33	1.23
3	E	9503	TMP	O4-C4	5.05	1.33	1.23
3	A	9507	TMP	O2-C2	4.98	1.32	1.23
3	C	9501[B]	TMP	O4-C4	4.96	1.33	1.23
3	F	9504[B]	TMP	O2-C2	4.95	1.32	1.23
3	D	9502[A]	TMP	O2-C2	4.94	1.32	1.23
3	H	9506[B]	TMP	O4-C4	4.91	1.32	1.23
3	G	9505[B]	TMP	O2-C2	4.76	1.31	1.23
3	B	9508	TMP	O2-C2	4.76	1.31	1.23
3	G	9505[A]	TMP	O2-C2	4.75	1.31	1.23
3	D	9510	TMP	O2-C2	4.70	1.31	1.23
3	B	9508	TMP	C4-C5	-4.70	1.37	1.44
3	B	9500[A]	TMP	O4-C4	4.67	1.32	1.23
3	C	9501[A]	TMP	O4-C4	4.65	1.32	1.23
3	A	8500[A]	TMP	O4-C4	4.65	1.32	1.23
3	A	8500[B]	TMP	P-O2P	4.63	1.72	1.54
3	H	9506[A]	TMP	O2-C2	4.59	1.31	1.23
3	D	9510	TMP	O4-C4	4.59	1.32	1.23
3	A	8500[B]	TMP	O4-C4	4.54	1.32	1.23
3	H	9514	TMP	O4-C4	4.51	1.32	1.23
3	D	9502[B]	TMP	O2-C2	4.47	1.31	1.23
3	F	9512	TMP	C4-C5	-4.45	1.37	1.44
3	E	9511	TMP	O4-C4	4.43	1.32	1.23
3	C	9501[B]	TMP	O2-C2	4.42	1.31	1.23
3	C	9509	TMP	O4-C4	4.39	1.31	1.23
3	B	9500[A]	TMP	P-O3P	4.34	1.71	1.54
3	E	9503	TMP	O2-C2	4.30	1.30	1.23
3	C	9501[B]	TMP	P-O2P	4.28	1.71	1.54
3	E	9503	TMP	P-O2P	4.26	1.71	1.54
3	B	9500[B]	TMP	P-O1P	4.25	1.64	1.50
3	C	9501[A]	TMP	O2-C2	4.23	1.30	1.23
3	F	9512	TMP	O2-C2	4.21	1.30	1.23
3	F	9504[B]	TMP	P-O3P	4.20	1.71	1.54
3	G	9505[A]	TMP	O4-C4	4.20	1.31	1.23
3	A	8500[B]	TMP	O2-C2	4.17	1.30	1.23
3	B	9508	TMP	O4-C4	4.17	1.31	1.23
3	B	9500[B]	TMP	O4-C4	4.15	1.31	1.23
3	F	9504[B]	TMP	P-O2P	4.14	1.70	1.54
3	H	9506[A]	TMP	C6-C5	4.13	1.41	1.34

Continued on next page...

Continued from previous page...

Mol	Chain	Res	Type	Atoms	Z	Observed(Å)	Ideal(Å)
3	C	9501[A]	TMP	P-O3P	4.11	1.70	1.54
3	F	9504[A]	TMP	P-O2P	4.10	1.70	1.54
3	D	9502[B]	TMP	P-O2P	4.09	1.70	1.54
3	H	9506[B]	TMP	O2-C2	4.09	1.30	1.23
3	G	9505[A]	TMP	P-O3P	4.08	1.70	1.54
3	H	9506[B]	TMP	P-O3P	4.08	1.70	1.54
3	A	8500[A]	TMP	C4-C5	-4.06	1.38	1.44
3	F	9504[B]	TMP	O4-C4	4.05	1.31	1.23
3	D	9502[B]	TMP	C4-C5	-4.05	1.38	1.44
3	C	9501[A]	TMP	P-O2P	4.04	1.70	1.54
3	H	9506[A]	TMP	P-O3P	4.02	1.70	1.54
3	A	8500[A]	TMP	P-O2P	3.99	1.70	1.54
3	B	9500[A]	TMP	P-O2P	3.98	1.70	1.54
3	E	9503	TMP	P-O3P	3.98	1.70	1.54
3	H	9514	TMP	O2-C2	3.96	1.30	1.23
3	F	9504[A]	TMP	P-O3P	3.96	1.70	1.54
3	B	9500[A]	TMP	C6-C5	3.93	1.41	1.34
3	H	9506[A]	TMP	P-O2P	3.91	1.69	1.54
3	H	9506[B]	TMP	C4-C5	-3.91	1.38	1.44
3	D	9502[A]	TMP	P-O3P	3.90	1.69	1.54
3	F	9512	TMP	C2-N3	-3.80	1.31	1.38
3	E	9503	TMP	C4-C5	-3.80	1.38	1.44
3	F	9504[B]	TMP	C4-C5	-3.78	1.38	1.44
3	G	9505[B]	TMP	P-O1P	3.76	1.62	1.50
3	D	9502[B]	TMP	P-O3P	3.76	1.69	1.54
3	E	9511	TMP	O4'-C4'	-3.75	1.36	1.45
3	D	9502[A]	TMP	P-O2P	3.73	1.69	1.54
3	C	9501[B]	TMP	P-O3P	3.73	1.69	1.54
3	H	9506[B]	TMP	P-O1P	3.72	1.62	1.50
3	D	9502[B]	TMP	C6-N1	-3.72	1.31	1.38
3	G	9505[B]	TMP	P-O2P	3.71	1.69	1.54
3	C	9501[B]	TMP	C4-C5	-3.70	1.38	1.44
3	A	8500[A]	TMP	O2-C2	3.69	1.29	1.23
3	B	9500[A]	TMP	C4-C5	-3.67	1.38	1.44
3	G	9505[A]	TMP	C6-C5	3.66	1.40	1.34
3	C	9501[A]	TMP	C4-C5	-3.63	1.38	1.44
3	H	9506[A]	TMP	C4-C5	-3.62	1.38	1.44
3	A	8500[B]	TMP	C4-C5	-3.62	1.38	1.44
3	A	8500[B]	TMP	P-O3P	3.61	1.68	1.54
3	C	9509	TMP	O2-C2	3.61	1.29	1.23
3	C	9501[B]	TMP	C2-N1	-3.59	1.32	1.38
3	D	9502[A]	TMP	C4-C5	-3.58	1.38	1.44

Continued on next page...

Continued from previous page...

Mol	Chain	Res	Type	Atoms	Z	Observed(Å)	Ideal(Å)
3	F	9504[A]	TMP	C2'-C3'	3.58	1.62	1.52
3	B	9500[B]	TMP	P-O3P	3.56	1.68	1.54
3	H	9506[B]	TMP	C6-C5	3.55	1.40	1.34
3	H	9506[B]	TMP	C4-N3	-3.53	1.32	1.38
3	H	9506[B]	TMP	P-O2P	3.52	1.68	1.54
3	H	9506[A]	TMP	C4-N3	-3.51	1.32	1.38
3	G	9505[A]	TMP	C4-C5	-3.51	1.39	1.44
3	G	9505[A]	TMP	C4-N3	-3.50	1.32	1.38
3	A	8500[A]	TMP	O3'-C3'	3.49	1.50	1.43
3	G	9505[B]	TMP	C4-C5	-3.47	1.39	1.44
3	G	9505[B]	TMP	O4-C4	3.47	1.30	1.23
3	E	9511	TMP	C4-N3	-3.47	1.32	1.38
3	G	9505[B]	TMP	C6-N1	-3.45	1.32	1.38
3	C	9501[A]	TMP	C6-C5	3.44	1.40	1.34
3	A	8500[A]	TMP	P-O3P	3.43	1.68	1.54
3	G	9505[A]	TMP	P-O1P	3.42	1.61	1.50
3	D	9502[A]	TMP	C6-C5	3.41	1.40	1.34
3	H	9506[A]	TMP	P-O1P	3.40	1.61	1.50
3	G	9505[A]	TMP	P-O2P	3.38	1.67	1.54
3	E	9503	TMP	C6-N1	-3.37	1.32	1.38
3	A	8500[A]	TMP	C4-N3	-3.37	1.32	1.38
3	B	9500[B]	TMP	P-O2P	3.36	1.67	1.54
3	B	9508	TMP	O4'-C4'	-3.35	1.37	1.45
3	H	9514	TMP	C4-C5	-3.34	1.39	1.44
3	A	8500[B]	TMP	P-O1P	3.34	1.61	1.50
3	C	9501[A]	TMP	C4-N3	-3.34	1.32	1.38
3	G	9513	TMP	C4-N3	-3.34	1.32	1.38
3	C	9509	TMP	C4-C5	-3.33	1.39	1.44
3	F	9504[A]	TMP	C4-C5	-3.32	1.39	1.44
3	B	9500[B]	TMP	C4-C5	-3.31	1.39	1.44
3	B	9500[A]	TMP	P-O1P	3.31	1.61	1.50
3	D	9502[A]	TMP	P-O1P	3.31	1.61	1.50
3	C	9501[B]	TMP	P-O1P	3.30	1.61	1.50
3	A	8500[A]	TMP	C6-C5	3.30	1.40	1.34
3	H	9506[B]	TMP	C2-N1	-3.26	1.33	1.38
3	E	9503	TMP	P-O1P	3.25	1.61	1.50
3	A	8500[A]	TMP	P-O1P	3.25	1.61	1.50
3	C	9501[A]	TMP	C2-N1	-3.23	1.33	1.38
3	D	9502[B]	TMP	P-O1P	3.21	1.60	1.50
3	F	9504[A]	TMP	P-O1P	3.21	1.60	1.50
3	D	9502[B]	TMP	C4-N3	-3.20	1.32	1.38
3	F	9504[B]	TMP	P-O1P	3.19	1.60	1.50

Continued on next page...

Continued from previous page...

Mol	Chain	Res	Type	Atoms	Z	Observed(Å)	Ideal(Å)
3	A	8500[A]	TMP	C2-N3	-3.17	1.32	1.38
3	G	9505[B]	TMP	P-O3P	3.15	1.67	1.54
3	D	9510	TMP	C6-C5	3.09	1.39	1.34
3	G	9505[B]	TMP	C6-C5	3.08	1.39	1.34
3	D	9510	TMP	C2-N3	-3.06	1.32	1.38
3	G	9505[B]	TMP	C4-N3	-3.03	1.33	1.38
3	D	9510	TMP	C4-C5	-3.02	1.39	1.44
3	B	9500[B]	TMP	C2-N3	-3.02	1.32	1.38
3	D	9502[A]	TMP	C4-N3	-3.01	1.33	1.38
3	G	9505[B]	TMP	C3'-C4'	-3.01	1.44	1.53
3	C	9501[A]	TMP	P-O1P	2.99	1.60	1.50
3	B	9500[B]	TMP	C3'-C4'	-2.97	1.44	1.53
3	H	9506[B]	TMP	C6-N1	-2.93	1.33	1.38
3	B	9500[B]	TMP	O4'-C1'	2.91	1.48	1.42
3	F	9504[A]	TMP	O4-C4	2.89	1.29	1.23
3	A	8500[B]	TMP	C4-N3	-2.87	1.33	1.38
3	D	9510	TMP	C2-N1	-2.87	1.33	1.38
3	C	9501[A]	TMP	C2'-C3'	2.85	1.60	1.52
3	A	8500[B]	TMP	C6-N1	-2.84	1.33	1.38
3	B	9508	TMP	C6-N1	-2.83	1.33	1.38
3	A	8500[B]	TMP	C2-N3	-2.82	1.32	1.38
3	C	9509	TMP	C4-N3	-2.78	1.33	1.38
3	E	9503	TMP	C6-C5	2.76	1.39	1.34
3	F	9504[A]	TMP	O2-C2	2.75	1.28	1.23
3	C	9501[B]	TMP	C4-N3	-2.75	1.33	1.38
3	H	9514	TMP	P-O1P	2.73	1.59	1.50
3	G	9513	TMP	C2-N1	-2.71	1.34	1.38
3	D	9510	TMP	C4-N3	-2.71	1.33	1.38
3	H	9514	TMP	C4-N3	-2.70	1.33	1.38
3	A	8500[A]	TMP	C2-N1	-2.69	1.34	1.38
3	B	9500[A]	TMP	C4-N3	-2.69	1.33	1.38
3	E	9503	TMP	C4-N3	-2.68	1.33	1.38
3	F	9504[B]	TMP	C6-N1	-2.67	1.33	1.38
3	B	9500[A]	TMP	C2'-C3'	2.66	1.59	1.52
3	G	9513	TMP	C4-C5	-2.65	1.40	1.44
3	H	9506[A]	TMP	C2'-C3'	2.64	1.59	1.52
3	B	9508	TMP	C4-N3	-2.62	1.34	1.38
3	C	9509	TMP	C2'-C3'	2.62	1.59	1.52
3	A	9507	TMP	O4-C4	2.61	1.28	1.23
3	H	9506[B]	TMP	O4'-C4'	-2.59	1.39	1.45
3	H	9514	TMP	O4'-C4'	-2.57	1.39	1.45
3	D	9502[B]	TMP	C3'-C4'	-2.57	1.45	1.53

Continued on next page...

Continued from previous page...

Mol	Chain	Res	Type	Atoms	Z	Observed(Å)	Ideal(Å)
3	D	9502[A]	TMP	C2'-C3'	2.56	1.59	1.52
3	C	9501[B]	TMP	C6-C5	2.54	1.38	1.34
3	G	9513	TMP	O4-C4	2.53	1.28	1.23
3	B	9500[A]	TMP	C2-N3	-2.53	1.33	1.38
3	D	9510	TMP	P-O2P	2.52	1.64	1.54
3	E	9511	TMP	P-O3P	2.50	1.64	1.54
3	A	9507	TMP	C2'-C1'	-2.49	1.45	1.52
3	B	9500[A]	TMP	O4'-C4'	-2.47	1.39	1.45
3	A	9507	TMP	P-O1P	2.46	1.58	1.50
3	H	9506[B]	TMP	C3'-C4'	-2.43	1.46	1.53
3	G	9505[A]	TMP	C2'-C3'	2.41	1.59	1.52
3	F	9512	TMP	P-O1P	2.38	1.58	1.50
3	H	9506[A]	TMP	C3'-C4'	-2.38	1.46	1.53
3	B	9500[B]	TMP	C6-N1	-2.37	1.34	1.38
3	A	9507	TMP	C4-C5	-2.37	1.40	1.44
3	C	9501[B]	TMP	C3'-C4'	-2.36	1.46	1.53
3	F	9512	TMP	C6-C5	2.36	1.38	1.34
3	E	9511	TMP	C2-N1	-2.35	1.34	1.38
3	G	9505[A]	TMP	C2-N3	-2.34	1.33	1.38
3	E	9511	TMP	C4-C5	-2.33	1.40	1.44
3	C	9509	TMP	P-O2P	2.33	1.63	1.54
3	G	9505[A]	TMP	O4'-C4'	-2.33	1.39	1.45
3	C	9509	TMP	C6-C5	2.33	1.38	1.34
3	E	9511	TMP	C5'-C4'	2.32	1.58	1.51
3	E	9503	TMP	C2-N1	-2.32	1.34	1.38
3	C	9501[B]	TMP	C6-N1	-2.29	1.34	1.38
3	H	9506[B]	TMP	C2-N3	-2.29	1.33	1.38
3	G	9505[B]	TMP	C2-N3	-2.28	1.33	1.38
3	G	9513	TMP	O4'-C4'	-2.27	1.39	1.45
3	A	8500[B]	TMP	C3'-C4'	-2.27	1.46	1.53
3	C	9509	TMP	O3'-C3'	-2.25	1.38	1.43
3	C	9501[A]	TMP	C2-N3	-2.24	1.34	1.38
3	C	9509	TMP	P-O1P	2.22	1.57	1.50
3	H	9506[A]	TMP	O4'-C4'	-2.21	1.40	1.45
3	H	9514	TMP	C6-N1	-2.21	1.34	1.38
3	E	9511	TMP	C6-C5	2.21	1.38	1.34
3	A	8500[B]	TMP	C6-C5	2.21	1.38	1.34
3	F	9512	TMP	P-O3P	2.20	1.63	1.54
3	G	9505[A]	TMP	C6-N1	-2.19	1.34	1.38
3	C	9509	TMP	C2-N1	-2.18	1.34	1.38
3	C	9501[B]	TMP	C2-N3	-2.18	1.34	1.38
3	A	8500[A]	TMP	C6-N1	-2.17	1.34	1.38

Continued on next page...

Continued from previous page...

Mol	Chain	Res	Type	Atoms	Z	Observed(Å)	Ideal(Å)
3	F	9504[B]	TMP	C4-N3	-2.17	1.34	1.38
3	D	9510	TMP	P-O1P	2.16	1.57	1.50
3	A	8500[B]	TMP	C2-N1	-2.15	1.35	1.38
3	D	9502[B]	TMP	C2-N1	-2.15	1.35	1.38
3	F	9512	TMP	C2-N1	-2.14	1.35	1.38
3	B	9508	TMP	C6-C5	2.13	1.38	1.34
3	H	9514	TMP	C6-C5	2.13	1.38	1.34
3	H	9506[A]	TMP	C2-N1	-2.12	1.35	1.38
3	H	9506[A]	TMP	C2-N3	-2.12	1.34	1.38
3	F	9504[B]	TMP	C2-N3	-2.11	1.34	1.38
3	H	9506[A]	TMP	C6-N1	-2.11	1.34	1.38
3	G	9513	TMP	P-O1P	2.05	1.57	1.50
3	A	9507	TMP	C2-N1	-2.03	1.35	1.38
3	C	9501[A]	TMP	O4'-C4'	-2.02	1.40	1.45
3	B	9500[B]	TMP	C4-N3	-2.01	1.35	1.38

All (311) bond angle outliers are listed below:

Mol	Chain	Res	Type	Atoms	Z	Observed(°)	Ideal(°)
3	B	9500[A]	TMP	C2'-C3'-C4'	-11.41	78.98	102.76
3	D	9502[A]	TMP	C2'-C3'-C4'	-11.38	79.05	102.76
3	G	9505[A]	TMP	C2'-C3'-C4'	-10.90	80.05	102.76
3	H	9506[A]	TMP	C2'-C3'-C4'	-10.74	80.38	102.76
3	C	9501[A]	TMP	C2'-C3'-C4'	-10.36	81.16	102.76
3	H	9506[B]	TMP	O4'-C1'-N1	-10.33	89.40	107.86
3	E	9503	TMP	O4'-C4'-C3'	10.05	129.12	105.67
3	C	9501[A]	TMP	O4'-C4'-C3'	9.71	128.33	105.67
3	G	9505[A]	TMP	O4'-C4'-C3'	9.54	127.94	105.67
3	B	9500[A]	TMP	O4'-C4'-C3'	9.46	127.76	105.67
3	E	9503	TMP	C2'-C3'-C4'	-9.31	83.36	102.76
3	D	9502[A]	TMP	O4'-C4'-C3'	9.22	127.18	105.67
3	H	9506[B]	TMP	O4'-C1'-C2'	-9.18	88.90	106.25
3	B	9500[A]	TMP	C2'-C1'-N1	8.48	133.31	113.77
3	H	9506[A]	TMP	O4'-C4'-C3'	8.46	125.42	105.67
3	F	9504[A]	TMP	C5-C4-N3	8.39	122.47	115.31
3	F	9504[B]	TMP	C2'-C3'-C4'	-8.28	85.52	102.76
3	H	9506[B]	TMP	C2'-C3'-C4'	-8.22	85.63	102.76
3	C	9501[B]	TMP	O4'-C1'-C2'	-8.13	90.89	106.25
3	F	9504[A]	TMP	C2'-C3'-C4'	-8.11	85.86	102.76
3	F	9504[A]	TMP	O4'-C4'-C3'	8.03	124.40	105.67
3	G	9505[B]	TMP	O4'-C1'-C2'	-7.93	91.26	106.25
3	A	8500[B]	TMP	O4'-C1'-C2'	-7.80	91.51	106.25

Continued on next page...

Continued from previous page...

Mol	Chain	Res	Type	Atoms	Z	Observed(°)	Ideal(°)
3	F	9504[B]	TMP	O4'-C1'-C2'	-7.76	91.59	106.25
3	D	9502[B]	TMP	O4'-C1'-C2'	-7.64	91.81	106.25
3	E	9511	TMP	C5-C4-N3	7.64	121.83	115.31
3	G	9505[A]	TMP	C2'-C1'-N1	7.64	131.36	113.77
3	F	9504[B]	TMP	C5-C4-N3	7.60	121.80	115.31
3	F	9512	TMP	C5-C4-N3	7.45	121.67	115.31
3	F	9504[A]	TMP	C4-N3-C2	-7.19	118.05	127.35
3	H	9506[A]	TMP	C2'-C1'-N1	7.12	130.16	113.77
3	A	9507	TMP	C5-C4-N3	7.01	121.30	115.31
3	C	9501[A]	TMP	C2'-C1'-N1	6.93	129.74	113.77
3	D	9502[A]	TMP	C2'-C1'-N1	6.87	129.60	113.77
3	H	9506[A]	TMP	N3-C2-N1	6.62	123.68	114.89
3	C	9501[A]	TMP	N3-C2-N1	6.55	123.58	114.89
3	F	9504[B]	TMP	C4-N3-C2	-6.46	118.99	127.35
3	A	8500[A]	TMP	C5-C4-N3	6.44	120.81	115.31
3	C	9509	TMP	C2'-C3'-C4'	-6.42	89.38	102.76
3	E	9511	TMP	O4'-C4'-C3'	6.38	120.56	105.67
3	A	8500[A]	TMP	C4-N3-C2	-6.29	119.20	127.35
3	G	9513	TMP	C2'-C3'-C4'	-6.29	89.65	102.76
3	A	8500[B]	TMP	C5-C4-N3	6.23	120.63	115.31
3	E	9511	TMP	C2'-C3'-C4'	-6.22	89.80	102.76
3	G	9505[A]	TMP	N3-C2-N1	6.17	123.08	114.89
3	B	9500[B]	TMP	O4'-C1'-C2'	-6.15	94.63	106.25
3	B	9508	TMP	C2'-C3'-C4'	-6.09	90.08	102.76
3	F	9504[B]	TMP	O4-C4-C5	-6.07	117.86	124.90
3	D	9502[A]	TMP	N3-C2-N1	6.02	122.89	114.89
3	G	9513	TMP	C5-C4-N3	6.02	120.45	115.31
3	C	9509	TMP	C5-C4-N3	5.92	120.36	115.31
3	H	9506[B]	TMP	N3-C2-N1	5.92	122.74	114.89
3	A	8500[A]	TMP	N3-C2-N1	5.91	122.73	114.89
3	A	8500[B]	TMP	C4-N3-C2	-5.85	119.77	127.35
3	A	9507	TMP	O4-C4-C5	-5.83	118.15	124.90
3	G	9513	TMP	O4'-C4'-C3'	5.79	119.19	105.67
3	B	9500[A]	TMP	N3-C2-N1	5.74	122.51	114.89
3	B	9500[B]	TMP	C5-C4-N3	5.74	120.21	115.31
3	G	9513	TMP	C4-N3-C2	-5.67	120.01	127.35
3	C	9509	TMP	O4'-C4'-C3'	5.67	118.90	105.67
3	D	9510	TMP	C5-C4-N3	5.59	120.08	115.31
3	A	9507	TMP	C4-N3-C2	-5.57	120.14	127.35
3	E	9511	TMP	O4-C4-C5	-5.52	118.50	124.90
3	F	9504[A]	TMP	O4-C4-C5	-5.48	118.55	124.90
3	A	8500[A]	TMP	C5-C6-N1	-5.37	117.82	123.34

Continued on next page...

Continued from previous page...

Mol	Chain	Res	Type	Atoms	Z	Observed(°)	Ideal(°)
3	B	9508	TMP	O4'-C4'-C3'	5.32	118.08	105.67
3	B	9500[A]	TMP	C5-C4-N3	5.28	119.82	115.31
3	E	9503	TMP	C4-N3-C2	-5.27	120.53	127.35
3	H	9506[A]	TMP	O4'-C1'-N1	-5.25	98.48	107.86
3	B	9508	TMP	C4-N3-C2	-5.24	120.57	127.35
3	D	9502[B]	TMP	C4-N3-C2	-5.18	120.64	127.35
3	C	9501[B]	TMP	O4'-C1'-N1	-5.11	98.72	107.86
3	H	9506[B]	TMP	C3'-C2'-C1'	5.07	115.24	102.54
3	H	9514	TMP	C4-N3-C2	-5.03	120.84	127.35
3	B	9508	TMP	C5-C4-N3	4.99	119.57	115.31
3	F	9504[B]	TMP	C3'-C2'-C1'	4.97	115.00	102.54
3	C	9501[B]	TMP	C4-N3-C2	-4.97	120.91	127.35
3	H	9514	TMP	C5-C4-N3	4.95	119.54	115.31
3	C	9501[B]	TMP	N3-C2-N1	4.92	121.43	114.89
3	B	9500[A]	TMP	C4-N3-C2	-4.91	120.99	127.35
3	C	9501[B]	TMP	O3'-C3'-C4'	4.91	128.88	110.10
3	A	8500[A]	TMP	C2'-C3'-C4'	-4.89	92.58	102.76
3	A	8500[B]	TMP	O3'-C3'-C4'	4.84	128.63	110.10
3	G	9505[B]	TMP	C4-N3-C2	-4.84	121.09	127.35
3	H	9506[A]	TMP	C4-N3-C2	-4.83	121.10	127.35
3	B	9500[A]	TMP	O4'-C1'-N1	-4.81	99.27	107.86
3	H	9506[B]	TMP	C4-N3-C2	-4.80	121.13	127.35
3	H	9506[B]	TMP	O4'-C4'-C3'	4.78	116.84	105.67
3	D	9502[A]	TMP	C4'-O4'-C1'	-4.74	97.99	109.45
3	F	9504[A]	TMP	C4'-O4'-C1'	-4.74	97.99	109.45
3	F	9504[A]	TMP	N3-C2-N1	4.73	121.16	114.89
3	F	9504[B]	TMP	C5-C6-N1	-4.72	118.48	123.34
3	E	9503	TMP	C5-C4-N3	4.72	119.34	115.31
3	D	9502[A]	TMP	C4-N3-C2	-4.72	121.24	127.35
3	C	9501[A]	TMP	C4-N3-C2	-4.71	121.25	127.35
3	A	8500[A]	TMP	O4'-C4'-C3'	-4.71	94.68	105.67
3	G	9505[A]	TMP	O4'-C1'-N1	-4.70	99.46	107.86
3	C	9501[B]	TMP	C2'-C3'-C4'	-4.70	92.97	102.76
3	A	8500[B]	TMP	N3-C2-N1	4.68	121.11	114.89
3	C	9501[B]	TMP	C3'-C2'-C1'	4.67	114.23	102.54
3	E	9503	TMP	C4'-O4'-C1'	-4.64	98.23	109.45
3	G	9513	TMP	N3-C2-N1	4.64	121.05	114.89
3	C	9501[A]	TMP	O4'-C1'-N1	-4.61	99.62	107.86
3	G	9505[B]	TMP	N3-C2-N1	4.60	121.00	114.89
3	G	9505[A]	TMP	C4-N3-C2	-4.56	121.45	127.35
3	D	9502[B]	TMP	C2'-C3'-C4'	-4.55	93.29	102.76
3	F	9512	TMP	C4-N3-C2	-4.45	121.59	127.35

Continued on next page...

Continued from previous page...

Mol	Chain	Res	Type	Atoms	Z	Observed(°)	Ideal(°)
3	H	9506[B]	TMP	C2'-C1'-N1	4.45	124.01	113.77
3	B	9500[B]	TMP	C4-N3-C2	-4.44	121.60	127.35
3	E	9511	TMP	C4-N3-C2	-4.42	121.63	127.35
3	G	9505[A]	TMP	C6-N1-C2	-4.42	116.82	121.30
3	E	9503	TMP	N3-C2-N1	4.33	120.64	114.89
3	F	9512	TMP	O4-C4-C5	-4.31	119.91	124.90
3	G	9505[B]	TMP	C5-C4-N3	4.30	118.98	115.31
3	C	9509	TMP	O4-C4-C5	-4.29	119.92	124.90
3	F	9512	TMP	C5M-C5-C4	4.29	123.49	118.77
3	H	9506[B]	TMP	O3'-C3'-C2'	-4.28	95.58	110.90
3	A	8500[A]	TMP	C2'-C1'-N1	4.25	123.57	113.77
3	C	9501[B]	TMP	C5-C4-N3	4.24	118.93	115.31
3	G	9505[B]	TMP	C3'-C2'-C1'	4.22	113.11	102.54
3	D	9502[B]	TMP	C5-C4-N3	4.18	118.88	115.31
3	F	9504[B]	TMP	O4'-C4'-C3'	4.17	115.40	105.67
3	D	9502[A]	TMP	C6-N1-C2	-4.14	117.10	121.30
3	C	9509	TMP	C4-N3-C2	-4.14	121.99	127.35
3	H	9514	TMP	N3-C2-N1	4.12	120.36	114.89
3	G	9505[B]	TMP	O3'-C3'-C4'	4.11	125.82	110.10
3	H	9506[A]	TMP	C6-N1-C2	-4.10	117.14	121.30
3	C	9501[A]	TMP	C6-N1-C2	-4.10	117.15	121.30
3	B	9500[A]	TMP	C4'-O4'-C1'	-4.09	99.57	109.45
3	B	9500[B]	TMP	C5M-C5-C4	4.07	123.24	118.77
3	D	9502[B]	TMP	N3-C2-N1	4.02	120.23	114.89
3	A	8500[B]	TMP	C5-C6-N1	-4.02	119.20	123.34
3	B	9508	TMP	N3-C2-N1	3.99	120.19	114.89
3	D	9502[B]	TMP	O4-C4-C5	-3.99	120.28	124.90
3	G	9505[A]	TMP	C4'-O4'-C1'	-3.98	99.83	109.45
3	F	9504[A]	TMP	C2'-C1'-N1	3.95	122.87	113.77
3	D	9502[B]	TMP	C5-C6-N1	-3.93	119.30	123.34
3	A	8500[B]	TMP	O4-C4-C5	-3.92	120.35	124.90
3	D	9502[B]	TMP	O3'-C3'-C4'	3.92	125.11	110.10
3	H	9506[A]	TMP	C4'-O4'-C1'	-3.92	99.97	109.45
3	C	9501[B]	TMP	O2-C2-N1	-3.91	117.59	122.79
3	D	9502[A]	TMP	O4'-C1'-N1	-3.90	100.89	107.86
3	A	8500[A]	TMP	O4-C4-C5	-3.89	120.39	124.90
3	E	9503	TMP	O4'-C1'-N1	-3.84	101.00	107.86
3	G	9505[B]	TMP	C2'-C3'-C4'	-3.82	94.79	102.76
3	C	9501[A]	TMP	C4'-O4'-C1'	-3.82	100.21	109.45
3	E	9503	TMP	C5-C6-N1	-3.80	119.43	123.34
3	A	8500[A]	TMP	O3'-C3'-C2'	3.79	124.44	110.90
3	G	9505[A]	TMP	C5-C4-N3	3.77	118.53	115.31

Continued on next page...

Continued from previous page...

Mol	Chain	Res	Type	Atoms	Z	Observed(°)	Ideal(°)
3	G	9505[B]	TMP	O3P-P-O5'	3.74	116.69	106.73
3	H	9506[B]	TMP	C5-C4-N3	3.73	118.50	115.31
3	C	9501[A]	TMP	C5-C4-N3	3.72	118.48	115.31
3	C	9501[A]	TMP	O2-C2-N1	-3.71	117.85	122.79
3	H	9514	TMP	O4-C4-C5	-3.66	120.66	124.90
3	A	8500[A]	TMP	O2-C2-N1	-3.62	117.97	122.79
3	G	9505[A]	TMP	C3'-C2'-C1'	3.62	111.61	102.54
3	B	9500[A]	TMP	O4-C4-C5	-3.61	120.72	124.90
3	C	9501[B]	TMP	O4-C4-C5	-3.59	120.74	124.90
3	G	9505[B]	TMP	C5M-C5-C4	3.58	122.71	118.77
3	C	9501[B]	TMP	C5-C6-N1	-3.57	119.66	123.34
3	B	9500[A]	TMP	C1'-N1-C6	3.57	126.93	120.77
3	D	9510	TMP	C5-C6-N1	-3.56	119.67	123.34
3	B	9500[A]	TMP	C6-N1-C2	-3.56	117.69	121.30
3	C	9501[A]	TMP	C3'-C2'-C1'	3.55	111.44	102.54
3	C	9501[A]	TMP	C1'-N1-C6	3.50	126.80	120.77
3	G	9505[B]	TMP	C5M-C5-C6	-3.49	118.18	122.85
3	E	9503	TMP	O4-C4-C5	-3.49	120.85	124.90
3	H	9506[A]	TMP	C5-C4-N3	3.48	118.28	115.31
3	F	9504[B]	TMP	N3-C2-N1	3.47	119.49	114.89
3	B	9500[A]	TMP	O4'-C1'-C2'	-3.46	99.72	106.25
3	G	9505[B]	TMP	C5-C6-N1	-3.45	119.79	123.34
3	E	9503	TMP	C3'-C2'-C1'	3.44	111.16	102.54
3	A	8500[B]	TMP	O4'-C1'-N1	-3.39	101.80	107.86
3	F	9504[A]	TMP	C5-C6-N1	-3.38	119.86	123.34
3	B	9500[B]	TMP	O3P-P-O5'	3.36	115.68	106.73
3	F	9504[A]	TMP	O4'-C1'-N1	-3.36	101.85	107.86
3	B	9500[B]	TMP	N3-C2-N1	3.36	119.35	114.89
3	A	8500[A]	TMP	C1'-N1-C6	3.34	126.53	120.77
3	D	9510	TMP	C4-N3-C2	-3.32	123.05	127.35
3	G	9505[B]	TMP	O4-C4-C5	-3.32	121.06	124.90
3	F	9512	TMP	C5-C6-N1	-3.30	119.94	123.34
3	H	9506[B]	TMP	O3'-C3'-C4'	3.30	122.71	110.10
3	D	9502[A]	TMP	C5-C4-N3	3.29	118.12	115.31
3	A	8500[B]	TMP	C2'-C3'-C4'	-3.28	95.92	102.76
3	D	9502[A]	TMP	C3'-C2'-C1'	3.27	110.74	102.54
3	E	9511	TMP	C5-C6-N1	-3.27	119.97	123.34
3	G	9505[B]	TMP	O3'-C3'-C2'	-3.24	99.30	110.90
3	G	9513	TMP	O4'-C1'-N1	-3.19	102.16	107.86
3	G	9505[B]	TMP	C4'-O4'-C1'	3.15	117.06	109.45
3	B	9500[A]	TMP	C3'-C2'-C1'	3.13	110.39	102.54
3	D	9510	TMP	O4'-C1'-C2'	-3.11	100.37	106.25

Continued on next page...

Continued from previous page...

Mol	Chain	Res	Type	Atoms	Z	Observed(°)	Ideal(°)
3	E	9511	TMP	N3-C2-N1	3.09	118.99	114.89
3	H	9506[A]	TMP	C3'-C2'-C1'	3.08	110.26	102.54
3	A	8500[A]	TMP	O3'-C3'-C4'	3.07	121.86	110.10
3	G	9505[A]	TMP	C1'-N1-C6	3.04	126.02	120.77
3	G	9513	TMP	C2'-C1'-N1	3.04	120.77	113.77
3	B	9500[B]	TMP	O3'-C3'-C4'	3.02	121.67	110.10
3	D	9502[B]	TMP	C5M-C5-C6	-2.99	118.85	122.85
3	F	9512	TMP	O4'-C1'-C2'	-2.98	100.61	106.25
3	H	9506[B]	TMP	O2-C2-N1	-2.97	118.83	122.79
3	A	9507	TMP	N3-C2-N1	2.97	118.83	114.89
3	C	9501[B]	TMP	C2'-C1'-N1	2.96	120.58	113.77
3	C	9501[B]	TMP	O3'-C3'-C2'	-2.95	100.36	110.90
3	H	9506[A]	TMP	C5-C6-N1	-2.95	120.31	123.34
3	G	9505[A]	TMP	O3P-P-O5'	2.94	114.56	106.73
3	D	9502[B]	TMP	C1'-N1-C6	-2.94	115.71	120.77
3	E	9503	TMP	O2P-P-O5'	2.93	114.53	106.73
3	G	9505[A]	TMP	O4'-C1'-C2'	-2.93	100.72	106.25
3	B	9508	TMP	C5-C6-N1	-2.91	120.34	123.34
3	H	9506[B]	TMP	C5-C6-N1	-2.90	120.35	123.34
3	H	9514	TMP	C5-C6-N1	-2.90	120.36	123.34
3	F	9504[A]	TMP	O2-C2-N1	-2.89	118.94	122.79
3	H	9506[A]	TMP	O4'-C1'-C2'	-2.87	100.83	106.25
3	C	9509	TMP	N3-C2-N1	2.87	118.69	114.89
3	D	9502[B]	TMP	C1'-N1-C2	2.86	123.28	117.64
3	E	9503	TMP	P-O5'-C5'	2.85	126.14	118.30
3	H	9514	TMP	O2-C2-N1	-2.82	119.04	122.79
3	A	8500[A]	TMP	P-O5'-C5'	2.81	126.03	118.30
3	D	9510	TMP	N3-C2-N1	2.81	118.61	114.89
3	B	9500[B]	TMP	O4-C4-C5	-2.80	121.66	124.90
3	C	9509	TMP	C5-C6-N1	-2.80	120.46	123.34
3	C	9501[A]	TMP	O4'-C1'-C2'	-2.79	100.98	106.25
3	D	9510	TMP	C5M-C5-C4	2.78	121.82	118.77
3	H	9506[B]	TMP	C6-N1-C2	-2.78	118.48	121.30
3	B	9508	TMP	O4-C4-C5	-2.76	121.70	124.90
3	A	8500[B]	TMP	O3P-P-O5'	2.74	114.04	106.73
3	F	9512	TMP	N3-C2-N1	2.74	118.53	114.89
3	A	8500[B]	TMP	C5M-C5-C4	2.68	121.72	118.77
3	E	9511	TMP	C5M-C5-C4	2.67	121.70	118.77
3	H	9506[B]	TMP	O3P-P-O5'	2.65	113.80	106.73
3	A	9507	TMP	C5-C6-N1	-2.64	120.62	123.34
3	C	9501[A]	TMP	C5-C6-N1	-2.62	120.64	123.34
3	A	8500[B]	TMP	C3'-C2'-C1'	2.62	109.09	102.54

Continued on next page...

Continued from previous page...

Mol	Chain	Res	Type	Atoms	Z	Observed(°)	Ideal(°)
3	B	9508	TMP	O4'-C1'-N1	-2.60	103.22	107.86
3	F	9512	TMP	O4'-C1'-N1	-2.58	103.24	107.86
3	F	9504[B]	TMP	O2-C2-N1	-2.57	119.37	122.79
3	H	9506[B]	TMP	O2P-P-O5'	2.57	113.56	106.73
3	B	9508	TMP	C5M-C5-C6	-2.57	119.42	122.85
3	B	9500[A]	TMP	C5-C6-N1	-2.56	120.70	123.34
3	G	9505[A]	TMP	O2-C2-N1	-2.56	119.38	122.79
3	D	9502[A]	TMP	O4'-C1'-C2'	-2.54	101.45	106.25
3	C	9501[A]	TMP	O4-C4-C5	-2.54	121.96	124.90
3	H	9506[A]	TMP	O2-C2-N3	-2.52	116.81	121.50
3	G	9505[A]	TMP	P-O5'-C5'	2.51	125.21	118.30
3	A	8500[A]	TMP	O4'-C1'-C2'	-2.51	101.51	106.25
3	B	9500[B]	TMP	C4'-O4'-C1'	2.50	115.49	109.45
3	B	9508	TMP	O4'-C1'-C2'	-2.50	101.54	106.25
3	H	9506[A]	TMP	O2-C2-N1	-2.49	119.47	122.79
3	A	8500[B]	TMP	O3'-C3'-C2'	-2.49	102.00	110.90
3	A	8500[A]	TMP	C1'-N1-C2	-2.49	112.74	117.64
3	D	9502[A]	TMP	P-O5'-C5'	2.45	125.06	118.30
3	D	9510	TMP	C2'-C3'-C4'	-2.43	97.71	102.76
3	G	9513	TMP	P-O5'-C5'	2.41	124.92	118.30
3	C	9501[A]	TMP	O5'-C5'-C4'	2.38	117.20	108.99
3	G	9513	TMP	O4-C4-C5	-2.38	122.14	124.90
3	A	8500[B]	TMP	C2'-C1'-N1	2.36	119.21	113.77
3	H	9506[B]	TMP	C5'-C4'-C3'	-2.36	100.90	114.74
3	E	9503	TMP	C5'-C4'-C3'	-2.35	100.92	114.74
3	D	9502[A]	TMP	C5-C6-N1	-2.34	120.93	123.34
3	C	9509	TMP	C4'-O4'-C1'	-2.33	103.82	109.45
3	B	9508	TMP	C5M-C5-C4	2.32	121.32	118.77
3	F	9504[B]	TMP	O3'-C3'-C4'	2.32	118.96	110.10
3	F	9512	TMP	C6-C5-C4	-2.30	116.11	118.03
3	B	9500[B]	TMP	C5M-C5-C6	-2.29	119.78	122.85
3	D	9502[A]	TMP	O5'-C5'-C4'	2.29	116.88	108.99
3	C	9501[A]	TMP	O2P-P-O5'	2.29	112.82	106.73
3	D	9502[A]	TMP	O2-C2-N1	-2.29	119.75	122.79
3	E	9511	TMP	C2'-C1'-N1	2.28	119.03	113.77
3	E	9503	TMP	O3'-C3'-C2'	-2.28	102.75	110.90
3	D	9502[B]	TMP	C6-C5-C4	2.28	119.94	118.03
3	H	9506[A]	TMP	O5'-C5'-C4'	2.27	116.82	108.99
3	B	9500[A]	TMP	O2-C2-N1	-2.27	119.77	122.79
3	G	9505[A]	TMP	O3'-C3'-C4'	2.25	118.70	110.10
3	G	9505[B]	TMP	O2P-P-O5'	-2.24	100.77	106.73
3	D	9502[A]	TMP	O2-C2-N3	-2.24	117.33	121.50

Continued on next page...

Continued from previous page...

Mol	Chain	Res	Type	Atoms	Z	Observed(°)	Ideal(°)
3	D	9502[B]	TMP	C5M-C5-C4	2.22	121.21	118.77
3	B	9508	TMP	C2'-C1'-N1	2.21	118.86	113.77
3	H	9514	TMP	O4'-C1'-N1	-2.20	103.94	107.86
3	G	9513	TMP	C5-C6-N1	-2.19	121.08	123.34
3	A	9507	TMP	C5M-C5-C4	2.19	121.17	118.77
3	H	9506[A]	TMP	P-O5'-C5'	2.18	124.31	118.30
3	C	9501[B]	TMP	C4'-O4'-C1'	2.18	114.72	109.45
3	E	9511	TMP	C6-C5-C4	-2.17	116.22	118.03
3	E	9511	TMP	O4'-C1'-C2'	-2.17	102.16	106.25
3	A	9507	TMP	O4'-C1'-C2'	-2.16	102.18	106.25
3	D	9502[B]	TMP	O2-C2-N3	-2.15	117.49	121.50
3	G	9505[A]	TMP	O2-C2-N3	-2.15	117.50	121.50
3	G	9505[A]	TMP	C5-C6-N1	-2.14	121.13	123.34
3	G	9505[A]	TMP	O4-C4-C5	-2.14	122.42	124.90
3	D	9502[A]	TMP	O3'-C3'-C4'	2.14	118.27	110.10
3	E	9511	TMP	C3'-C2'-C1'	2.13	107.88	102.54
3	D	9510	TMP	O4'-C1'-N1	-2.13	104.05	107.86
3	E	9511	TMP	C4'-O4'-C1'	-2.13	104.30	109.45
3	F	9504[B]	TMP	C5M-C5-C4	2.12	121.11	118.77
3	H	9506[B]	TMP	O4'-C4'-C5'	2.12	116.36	109.37
3	A	8500[B]	TMP	C5M-C5-C6	-2.11	120.03	122.85
3	A	9507	TMP	O3'-C3'-C2'	2.11	118.45	110.90
3	G	9513	TMP	O4'-C1'-C2'	-2.10	102.28	106.25
3	C	9501[B]	TMP	O4'-C4'-C3'	2.10	110.57	105.67
3	A	8500[A]	TMP	C5'-C4'-C3'	2.09	127.03	114.74
3	H	9506[B]	TMP	O4-C4-C5	-2.09	122.48	124.90
3	H	9506[A]	TMP	C1'-N1-C6	2.07	124.35	120.77
3	B	9508	TMP	C3'-C2'-C1'	2.06	107.70	102.54
3	A	9507	TMP	O4'-C4'-C3'	-2.06	100.87	105.67
3	B	9500[A]	TMP	O2-C2-N3	-2.04	117.70	121.50
3	F	9512	TMP	C4'-O4'-C1'	2.03	114.37	109.45
3	H	9514	TMP	C5M-C5-C4	2.03	121.00	118.77
3	D	9502[A]	TMP	O4-C4-C5	-2.02	122.56	124.90
3	A	8500[B]	TMP	C4'-O4'-C1'	2.01	114.31	109.45
3	B	9500[B]	TMP	O2P-P-O5'	-2.00	101.41	106.73
3	A	8500[A]	TMP	O4'-C4'-C5'	2.00	115.95	109.37

There are no chirality outliers.

All (36) torsion outliers are listed below:

Mol	Chain	Res	Type	Atoms
3	A	8500[A]	TMP	C5'-O5'-P-O1P

Continued on next page...

Continued from previous page...

Mol	Chain	Res	Type	Atoms
3	A	8500[A]	TMP	C5'-O5'-P-O2P
3	A	8500[A]	TMP	C5'-O5'-P-O3P
3	A	9507	TMP	C3'-C4'-C5'-O5'
3	B	9508	TMP	C3'-C4'-C5'-O5'
3	C	9501[A]	TMP	C5'-O5'-P-O3P
3	C	9509	TMP	C3'-C4'-C5'-O5'
3	D	9502[B]	TMP	C5'-O5'-P-O1P
3	D	9502[B]	TMP	C5'-O5'-P-O2P
3	D	9502[B]	TMP	C5'-O5'-P-O3P
3	D	9502[B]	TMP	O4'-C4'-C5'-O5'
3	D	9510	TMP	C3'-C4'-C5'-O5'
3	E	9511	TMP	C3'-C4'-C5'-O5'
3	F	9512	TMP	C3'-C4'-C5'-O5'
3	G	9513	TMP	C3'-C4'-C5'-O5'
3	H	9506[B]	TMP	C5'-O5'-P-O2P
3	H	9506[B]	TMP	C5'-O5'-P-O3P
3	H	9506[B]	TMP	O4'-C4'-C5'-O5'
3	H	9506[B]	TMP	C3'-C4'-C5'-O5'
3	H	9514	TMP	O4'-C4'-C5'-O5'
3	H	9514	TMP	C3'-C4'-C5'-O5'
3	D	9502[B]	TMP	C3'-C4'-C5'-O5'
3	A	8500[A]	TMP	O4'-C4'-C5'-O5'
3	A	8500[A]	TMP	C3'-C4'-C5'-O5'
3	A	9507	TMP	O4'-C4'-C5'-O5'
3	B	9508	TMP	O4'-C4'-C5'-O5'
3	C	9501[A]	TMP	C3'-C4'-C5'-O5'
3	D	9502[A]	TMP	C3'-C4'-C5'-O5'
3	G	9513	TMP	O4'-C4'-C5'-O5'
3	D	9510	TMP	O4'-C4'-C5'-O5'
3	F	9512	TMP	O4'-C4'-C5'-O5'
3	C	9501[A]	TMP	C5'-O5'-P-O1P
3	C	9501[A]	TMP	C5'-O5'-P-O2P
3	A	8500[B]	TMP	C5'-O5'-P-O2P
3	A	8500[B]	TMP	C3'-C4'-C5'-O5'
3	C	9509	TMP	O4'-C4'-C5'-O5'

There are no ring outliers.

18 monomers are involved in 36 short contacts:

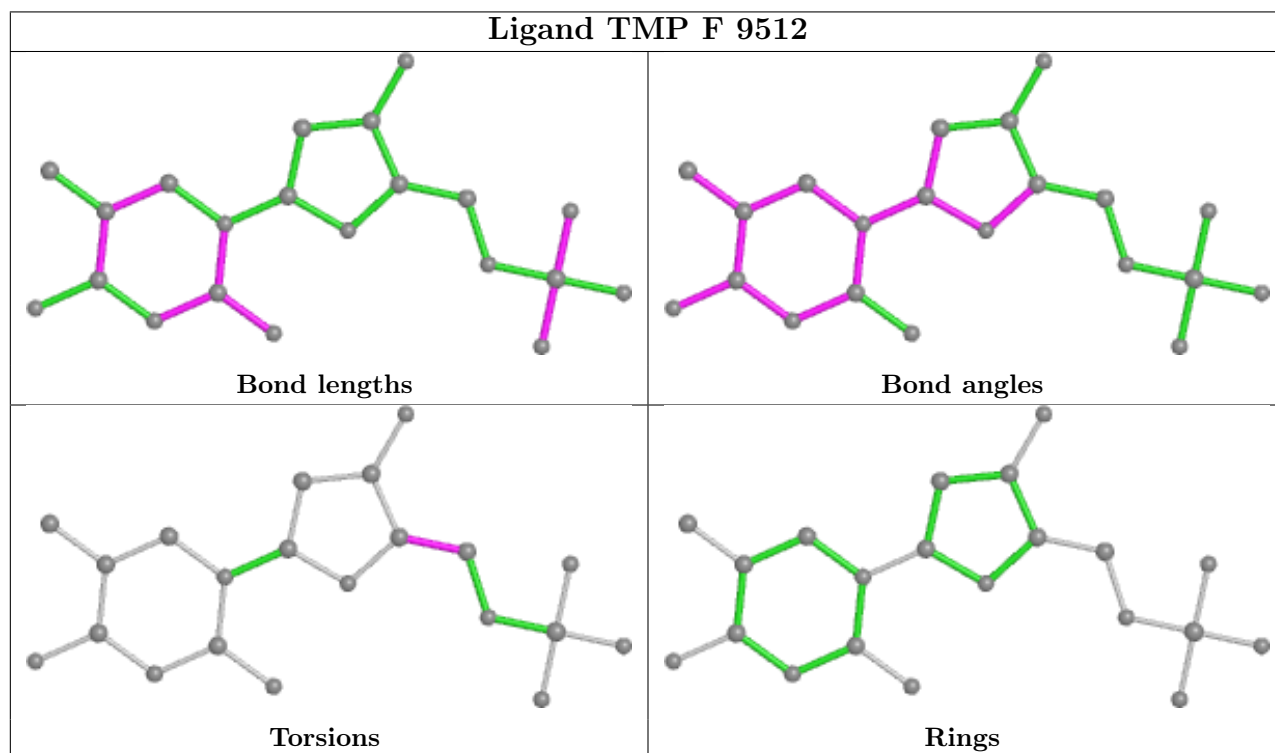
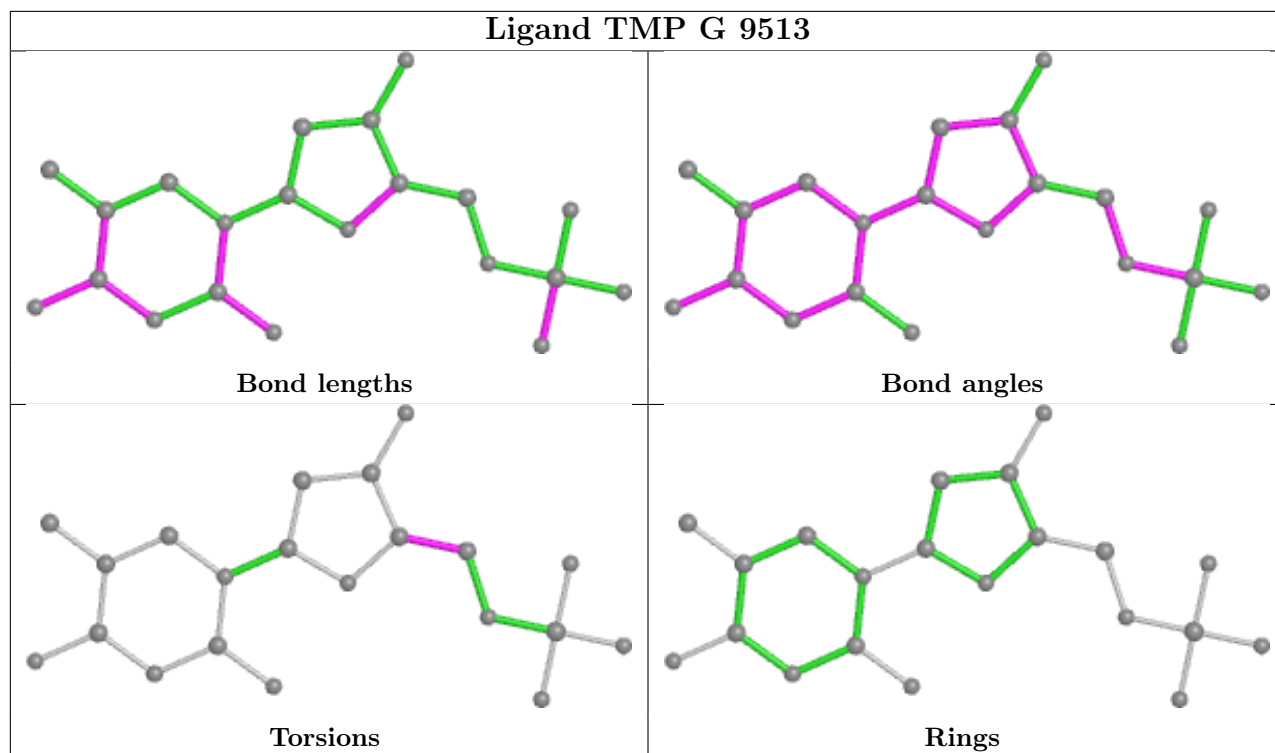
Mol	Chain	Res	Type	Clashes	Symm-Clashes
2	C	3800	SO4	1	0
2	E	5700	SO4	2	0

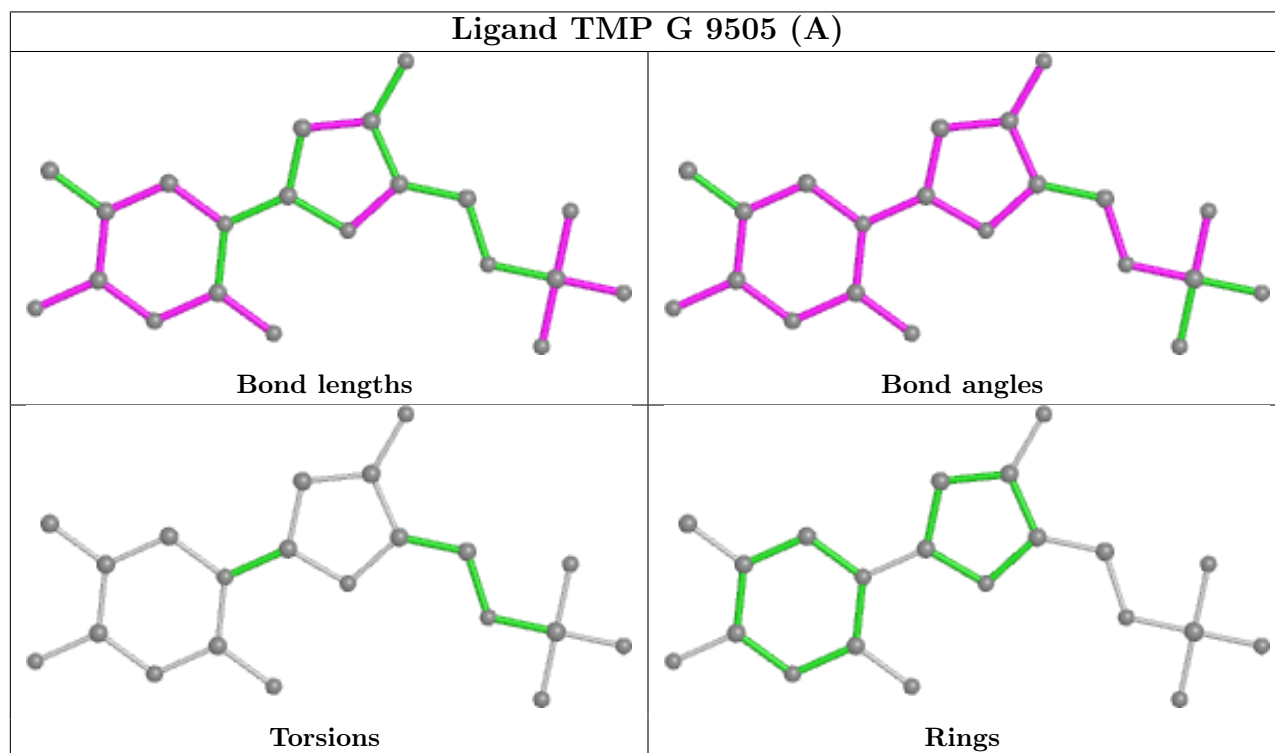
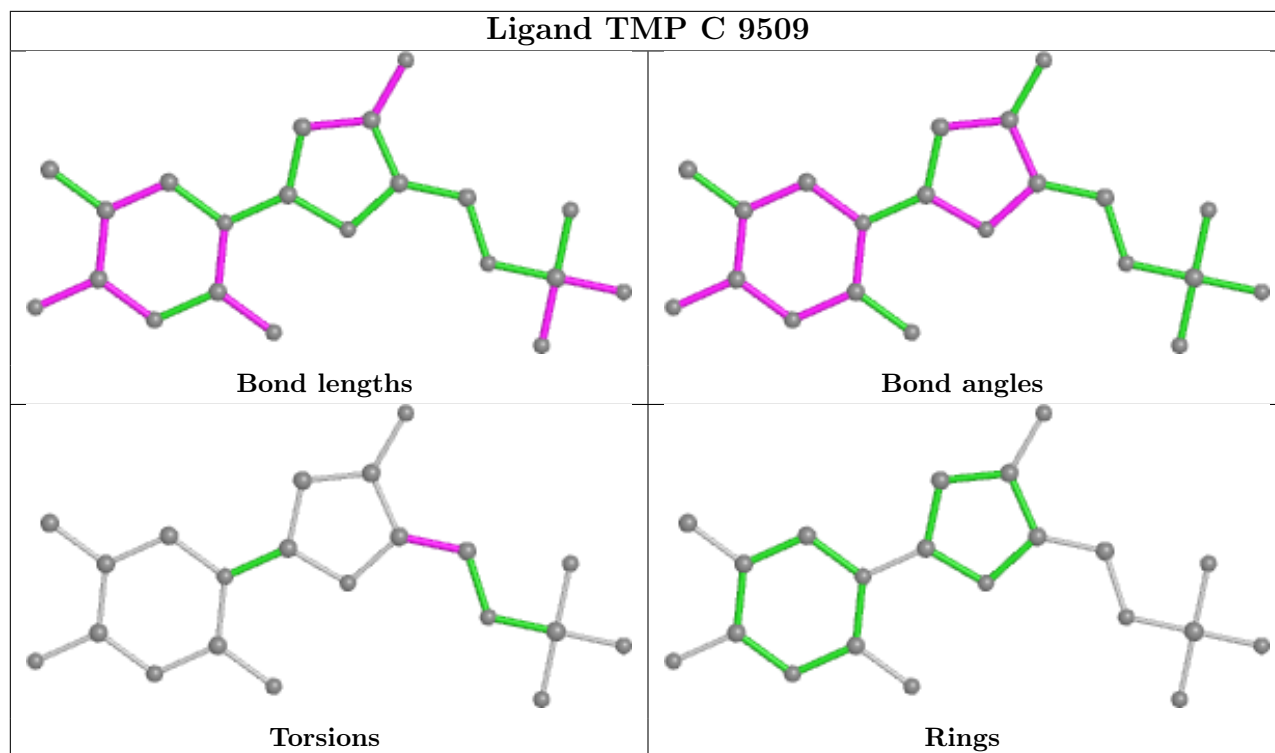
Continued on next page...

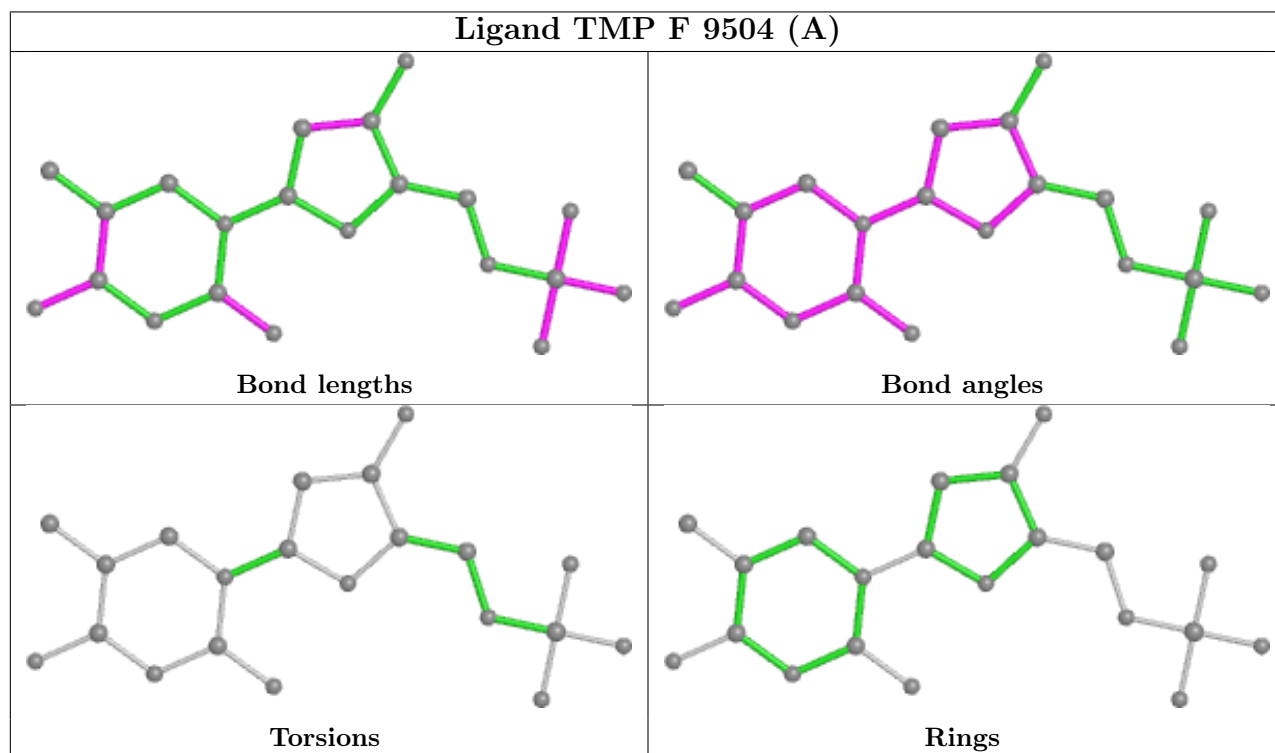
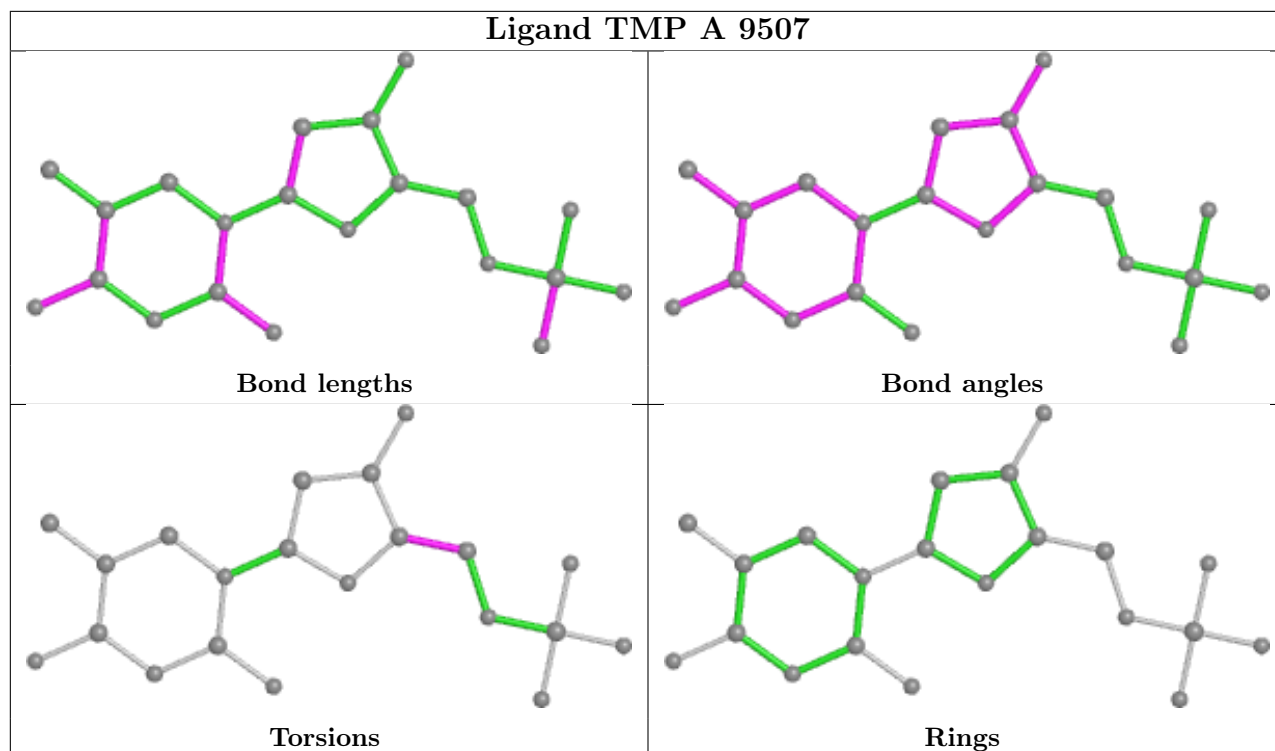
Continued from previous page...

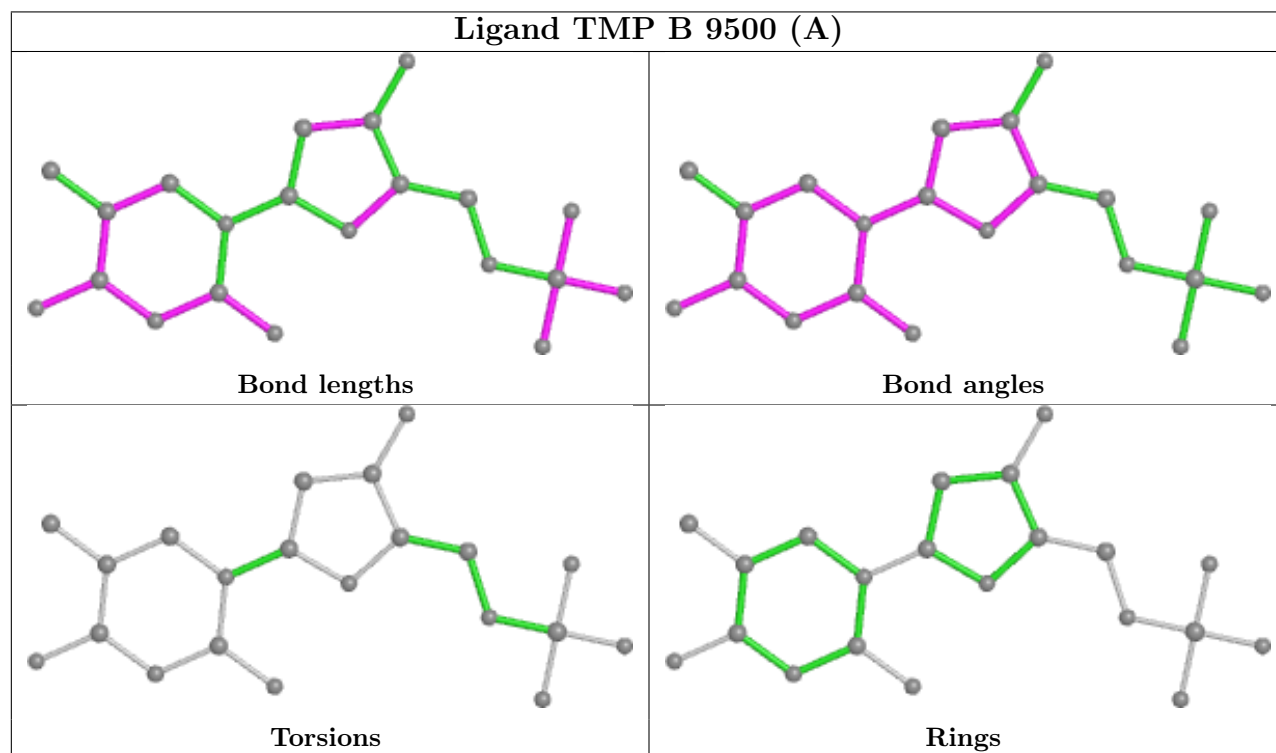
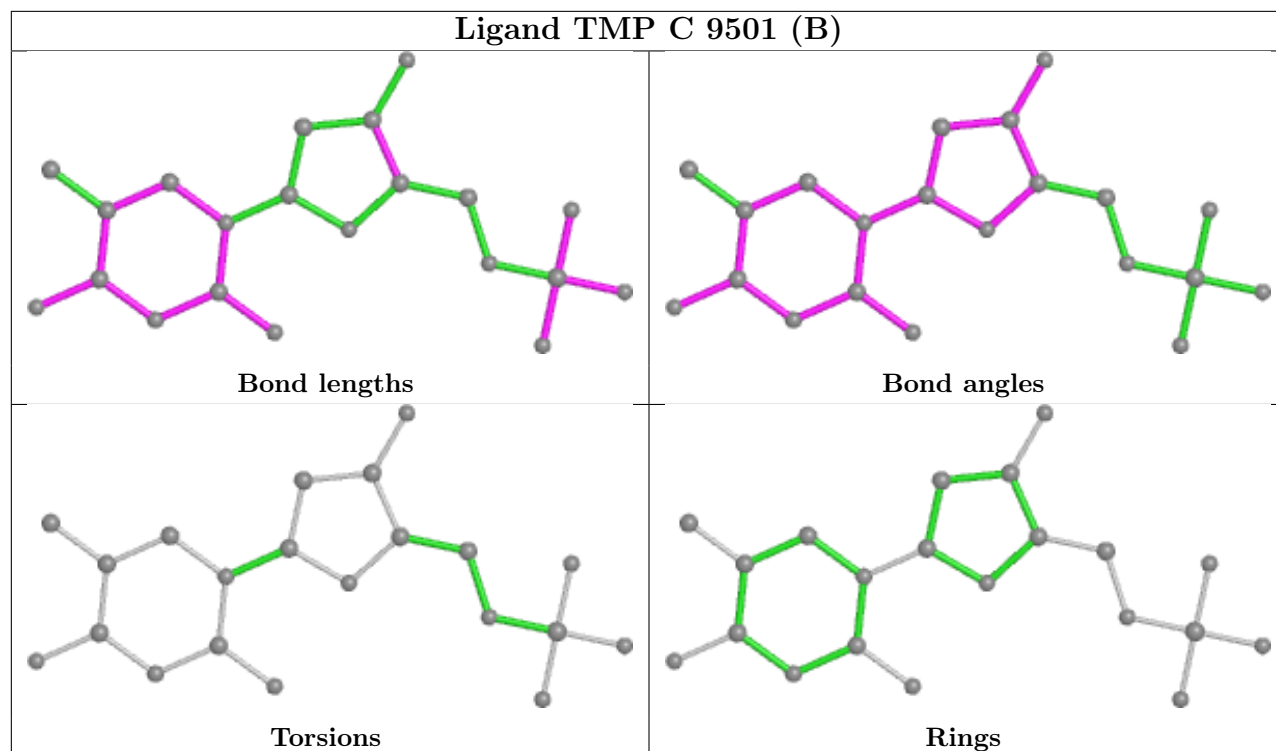
Mol	Chain	Res	Type	Clashes	Symm-Clashes
3	G	9505[A]	TMP	3	0
3	F	9504[A]	TMP	3	0
3	C	9501[B]	TMP	3	0
3	B	9500[A]	TMP	2	0
2	F	6700	SO4	1	0
3	A	8500[A]	TMP	1	0
2	C	4000	SO4	1	0
2	E	4700	SO4	1	0
3	D	9502[A]	TMP	1	0
3	F	9504[B]	TMP	5	0
3	E	9503	TMP	2	0
2	D	3900	SO4	1	1
2	D	4800	SO4	1	0
3	C	9501[A]	TMP	3	0
3	H	9506[A]	TMP	3	0
3	D	9502[B]	TMP	1	0

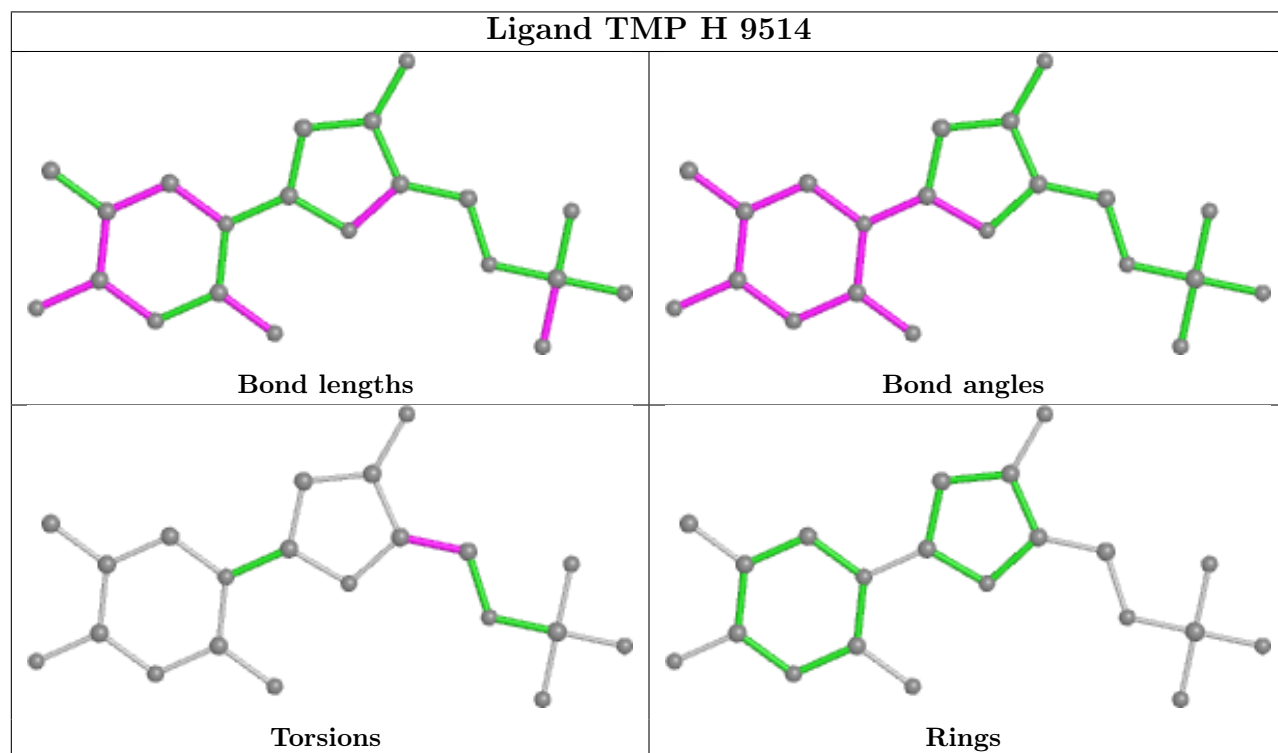
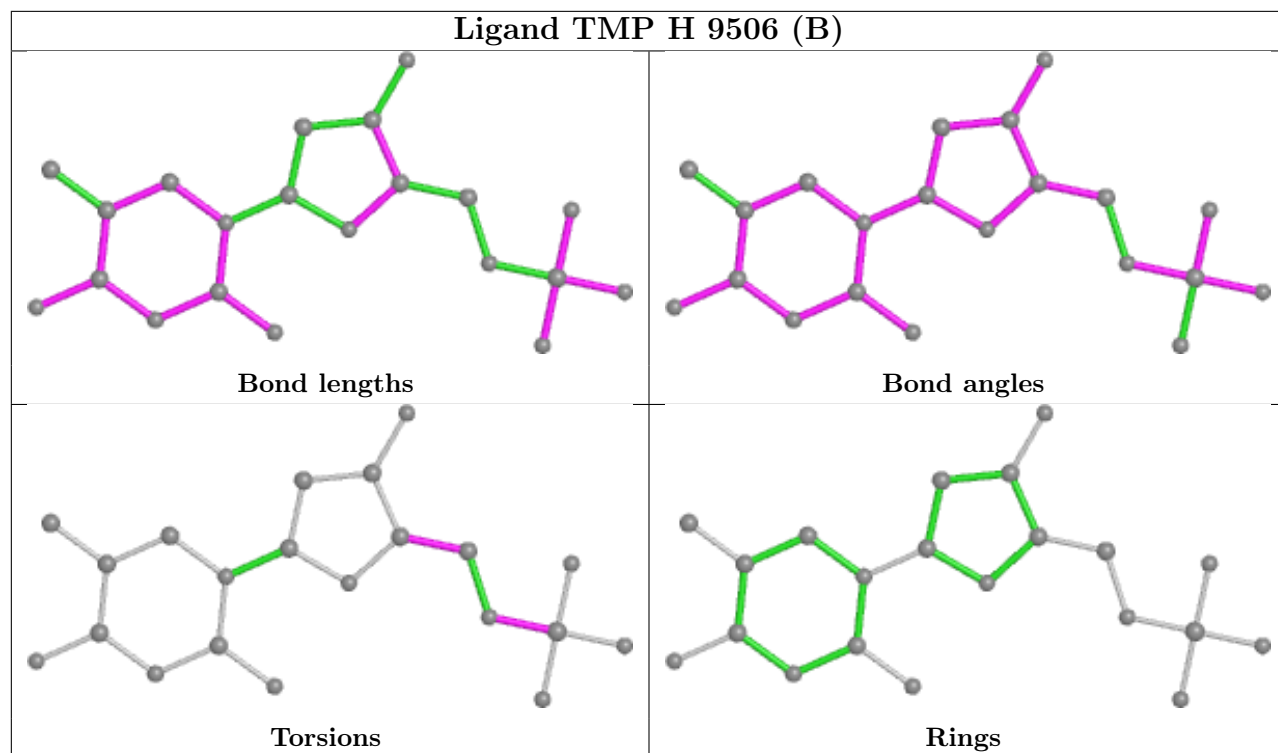
The following is a two-dimensional graphical depiction of Mogul quality analysis of bond lengths, bond angles, torsion angles, and ring geometry for all instances of the Ligand of Interest. In addition, ligands with molecular weight > 250 and outliers as shown on the validation Tables will also be included. For torsion angles, if less than 5% of the Mogul distribution of torsion angles is within 10 degrees of the torsion angle in question, then that torsion angle is considered an outlier. Any bond that is central to one or more torsion angles identified as an outlier by Mogul will be highlighted in the graph. For rings, the root-mean-square deviation (RMSD) between the ring in question and similar rings identified by Mogul is calculated over all ring torsion angles. If the average RMSD is greater than 60 degrees and the minimal RMSD between the ring in question and any Mogul-identified rings is also greater than 60 degrees, then that ring is considered an outlier. The outliers are highlighted in purple. The color gray indicates Mogul did not find sufficient equivalents in the CSD to analyse the geometry.

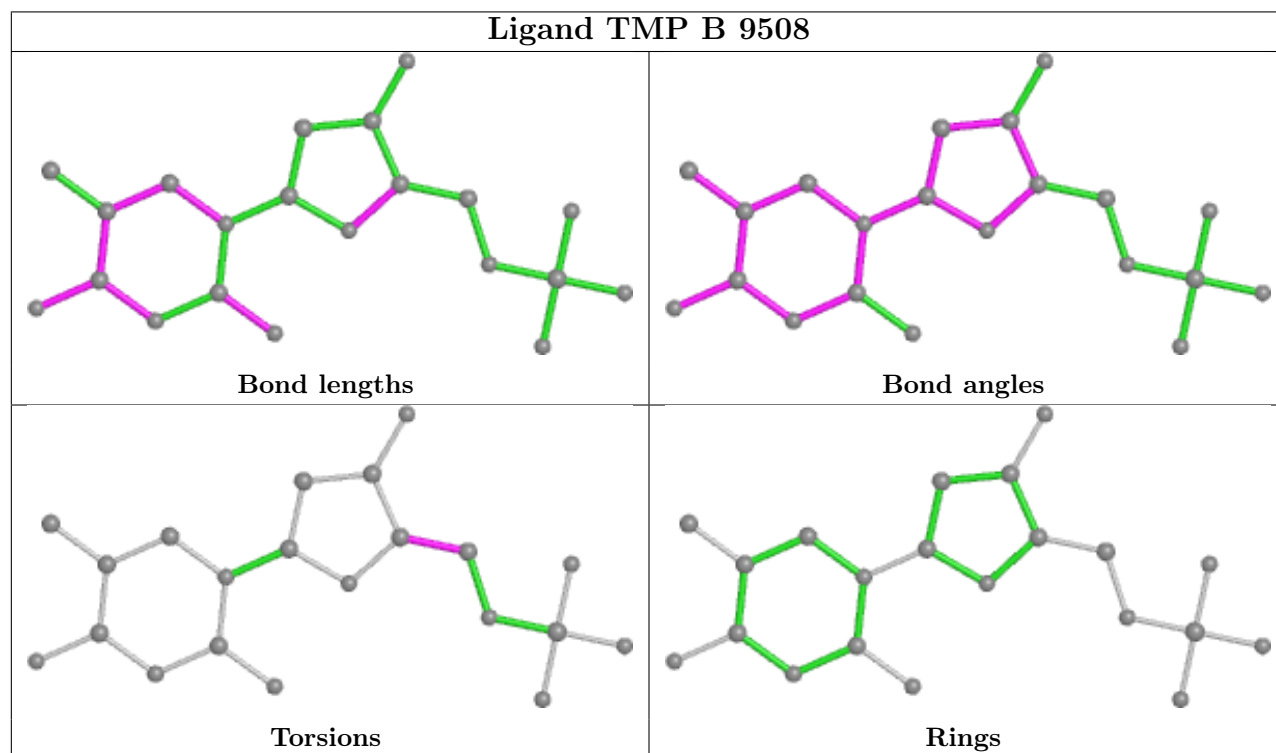
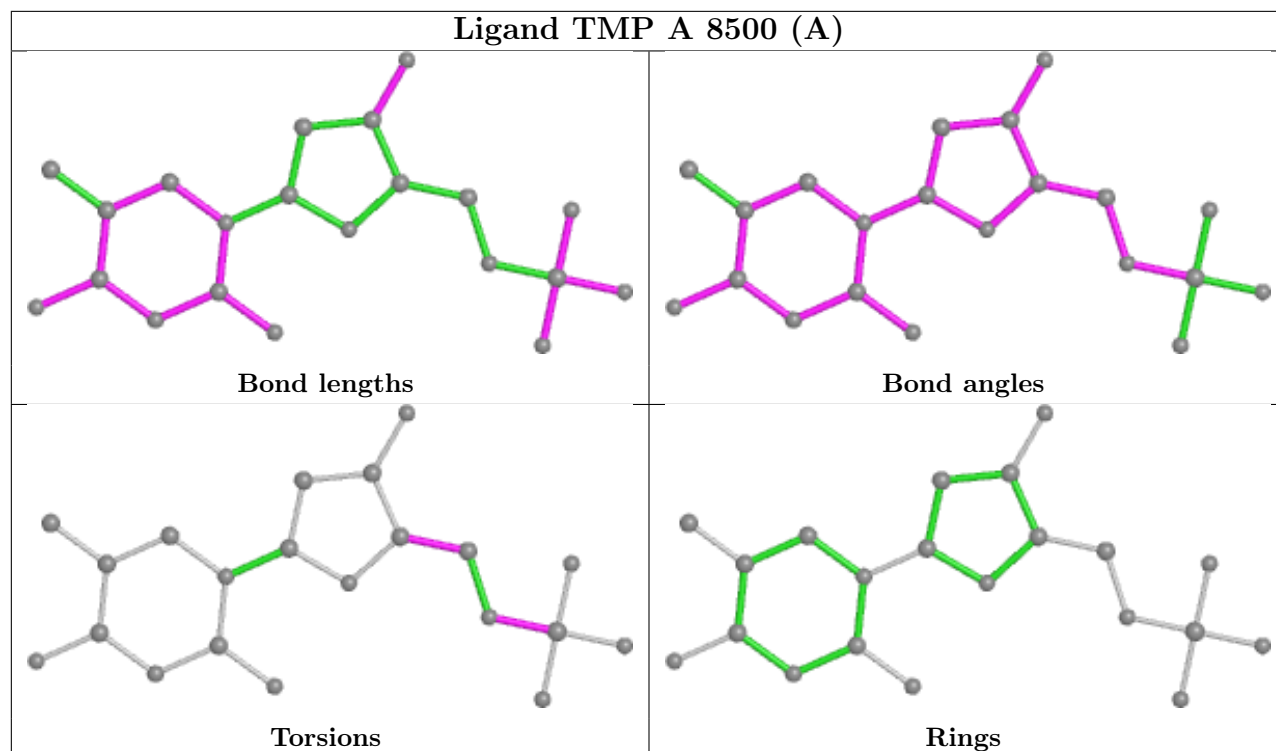


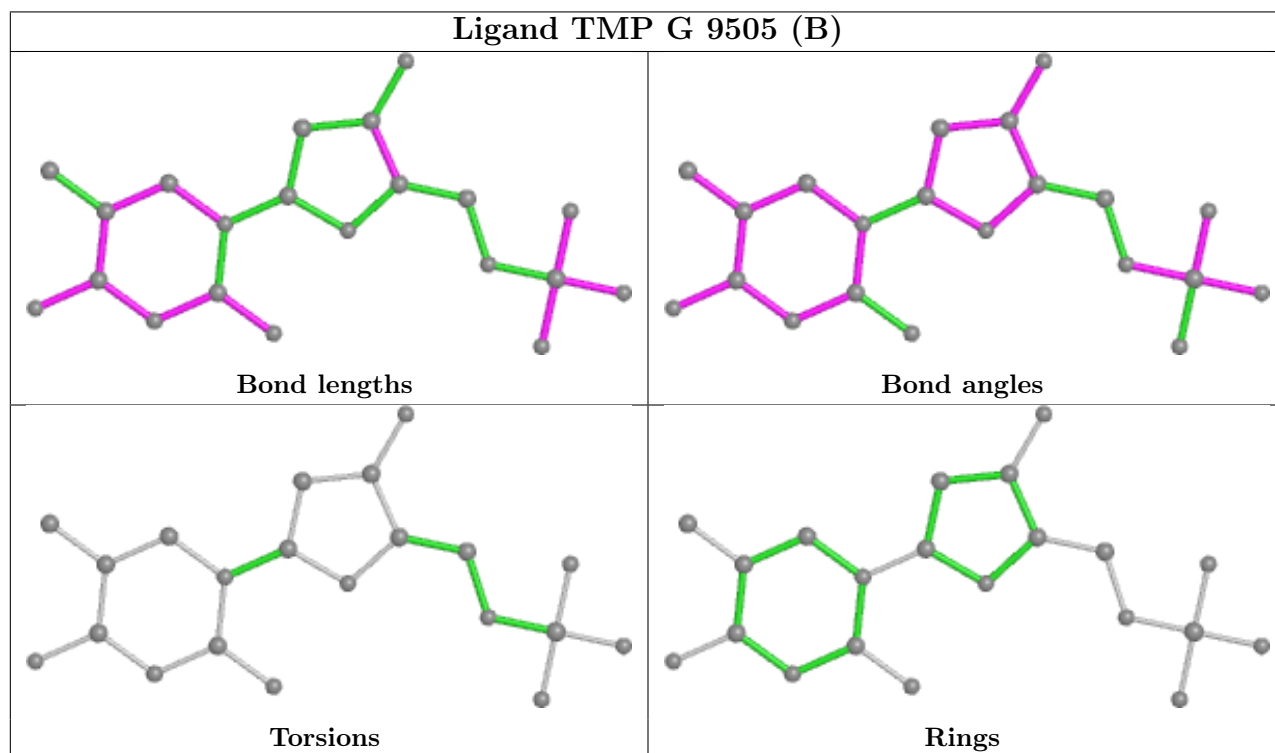
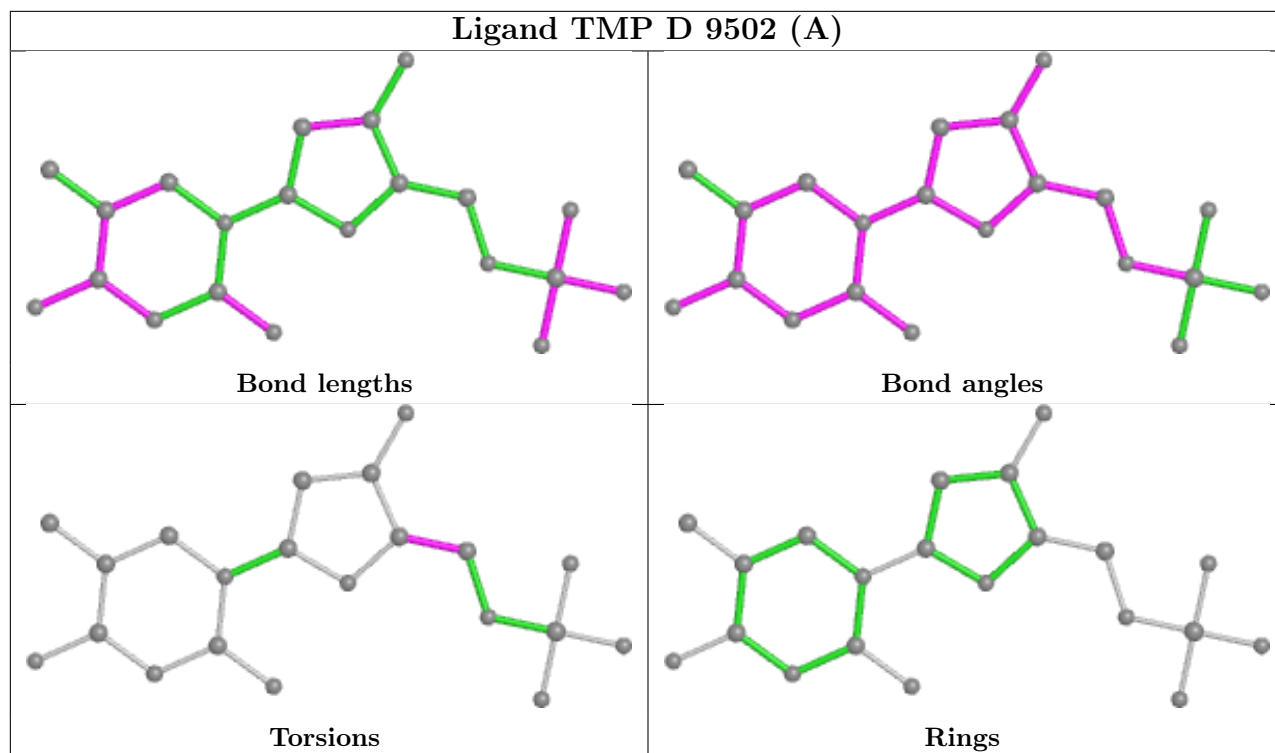


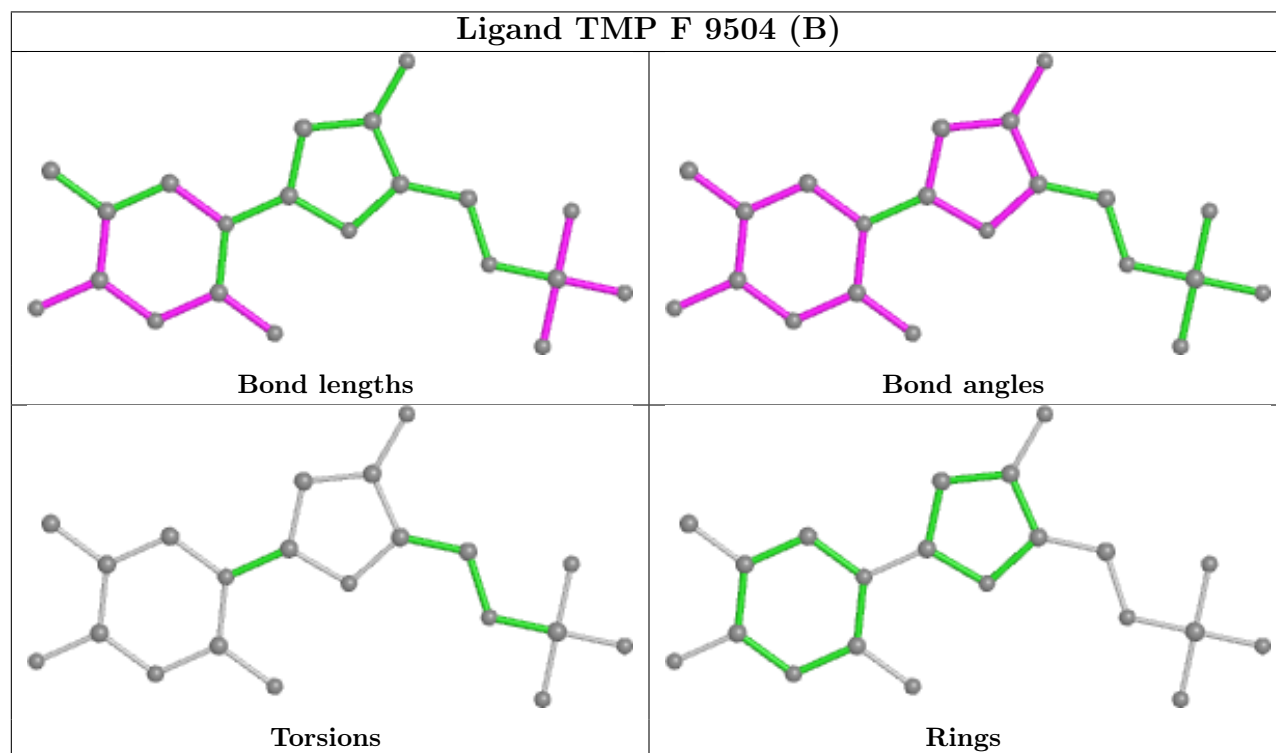
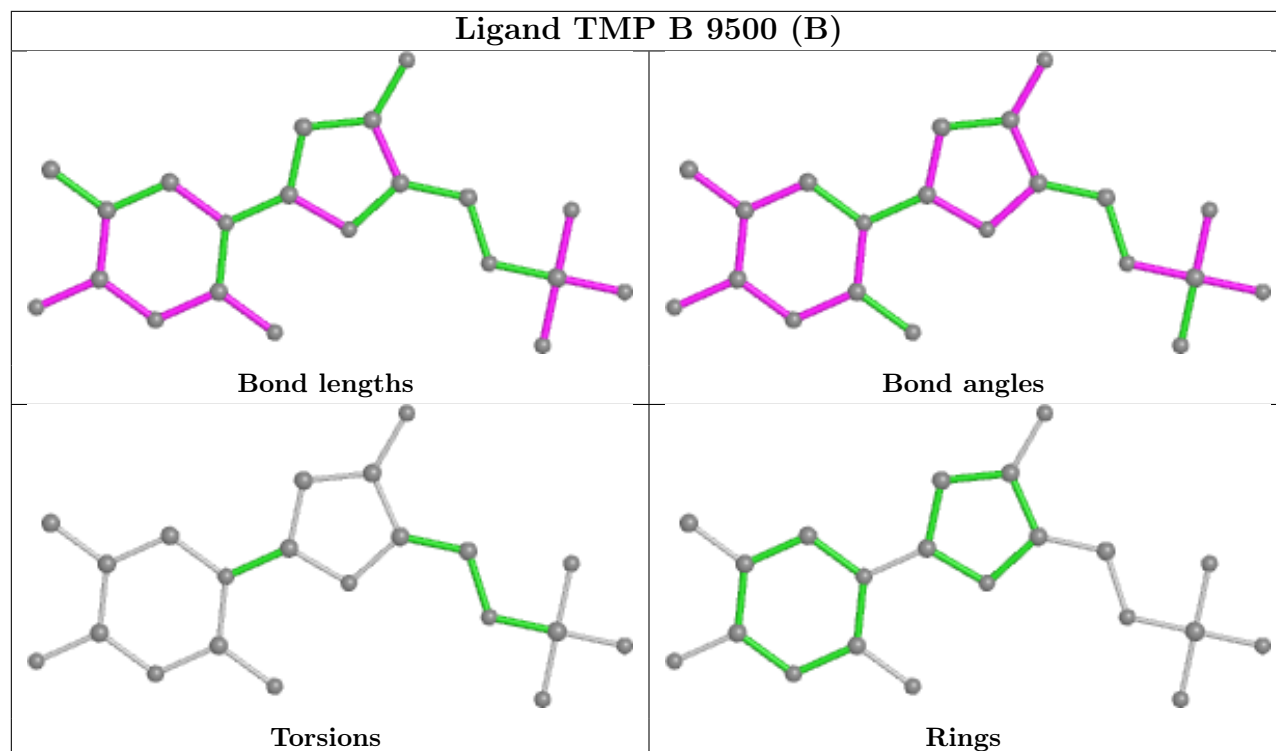


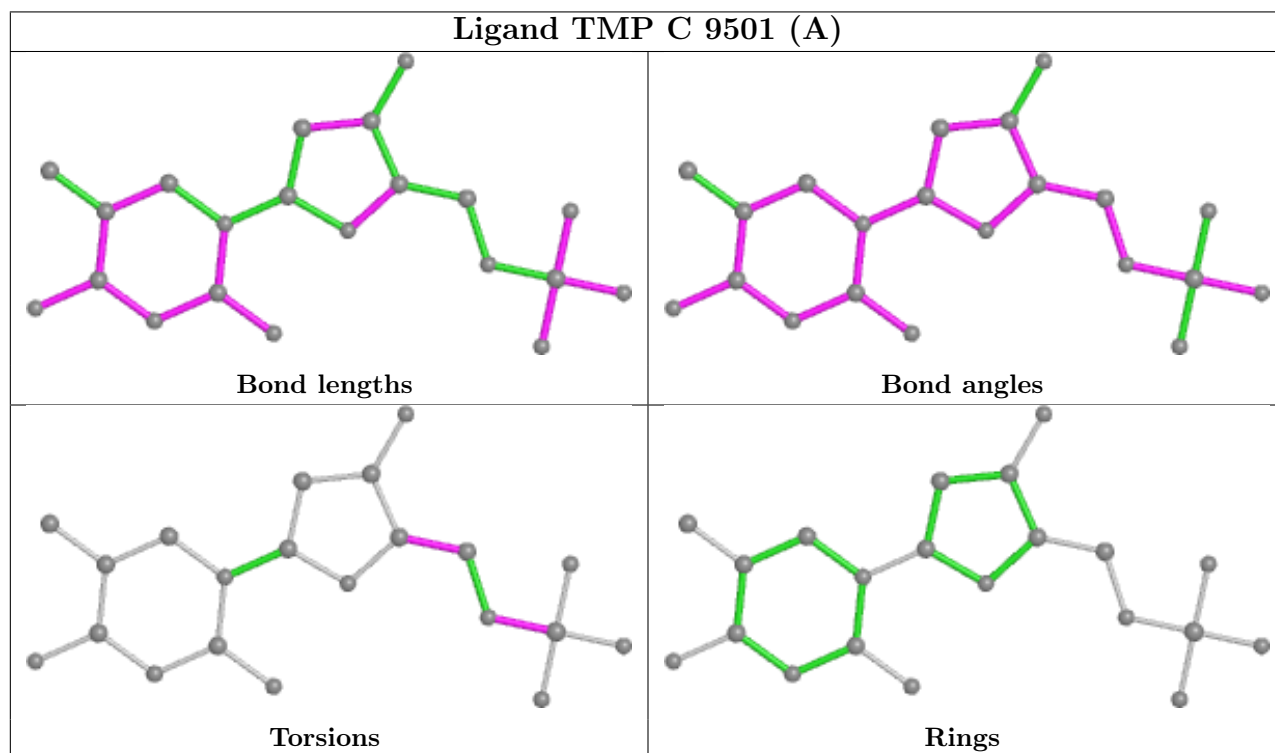
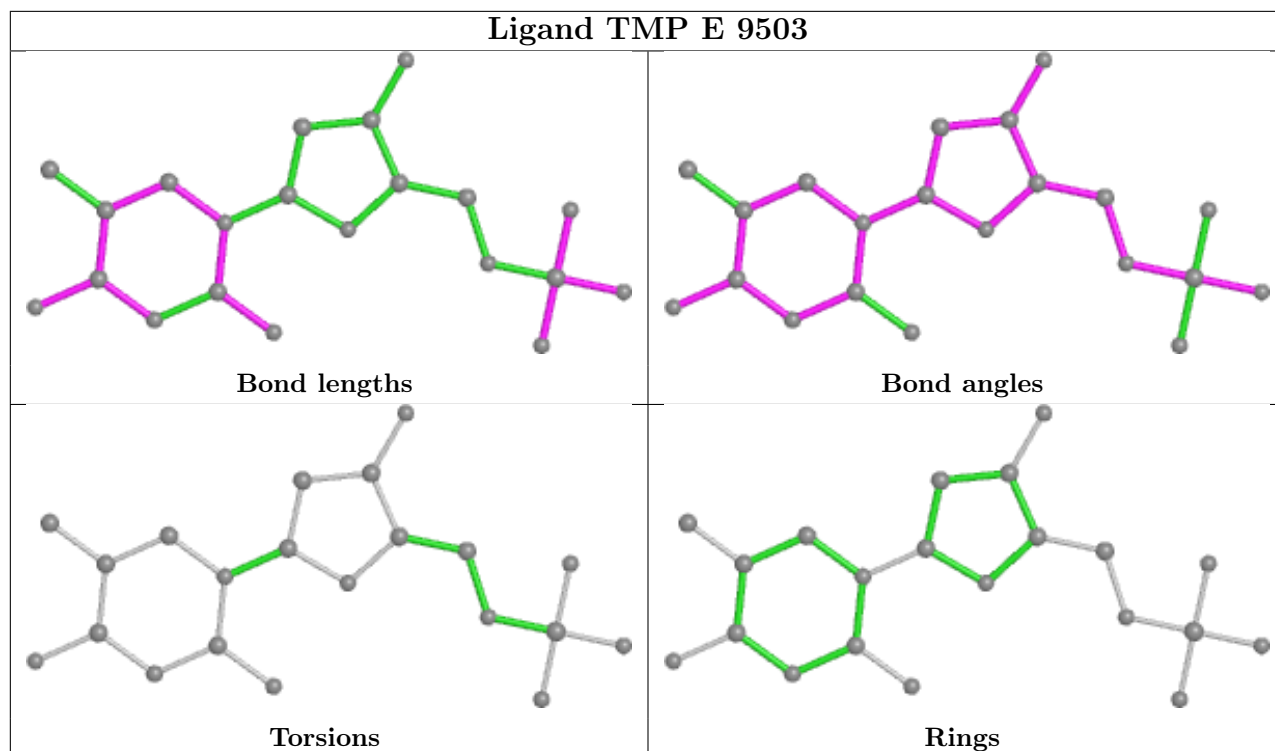


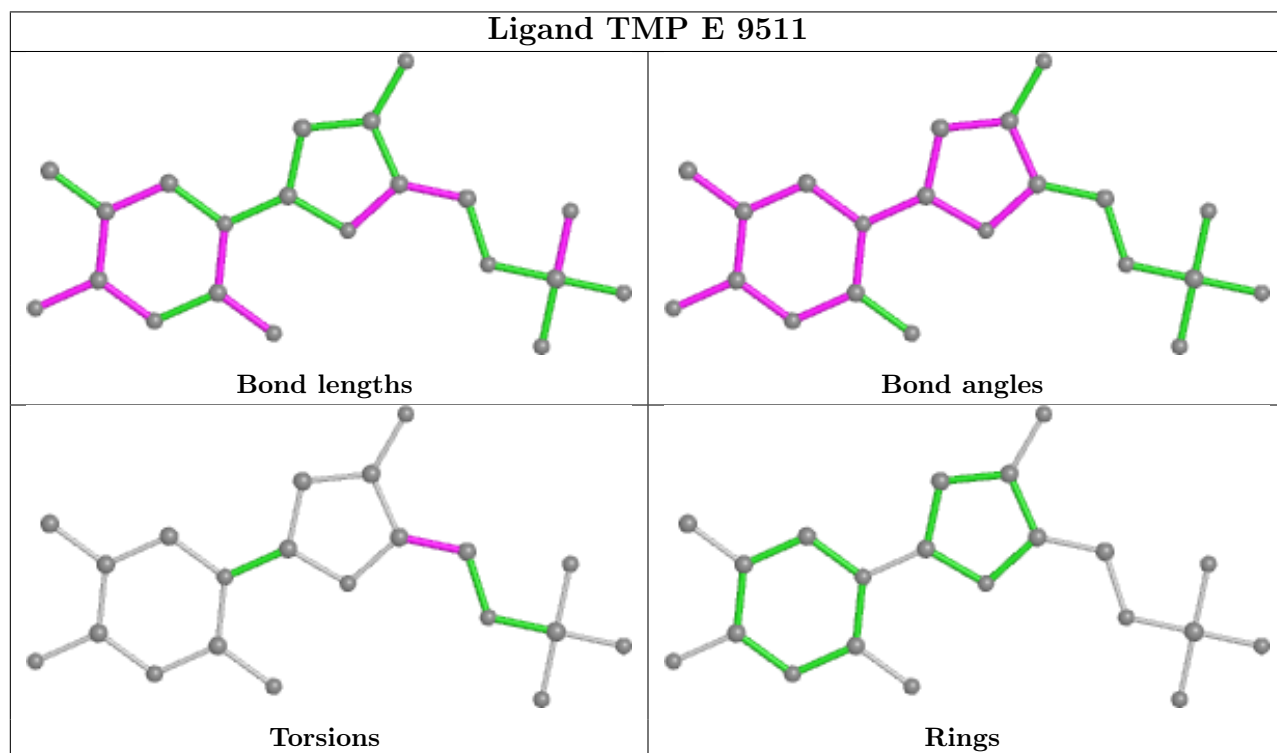
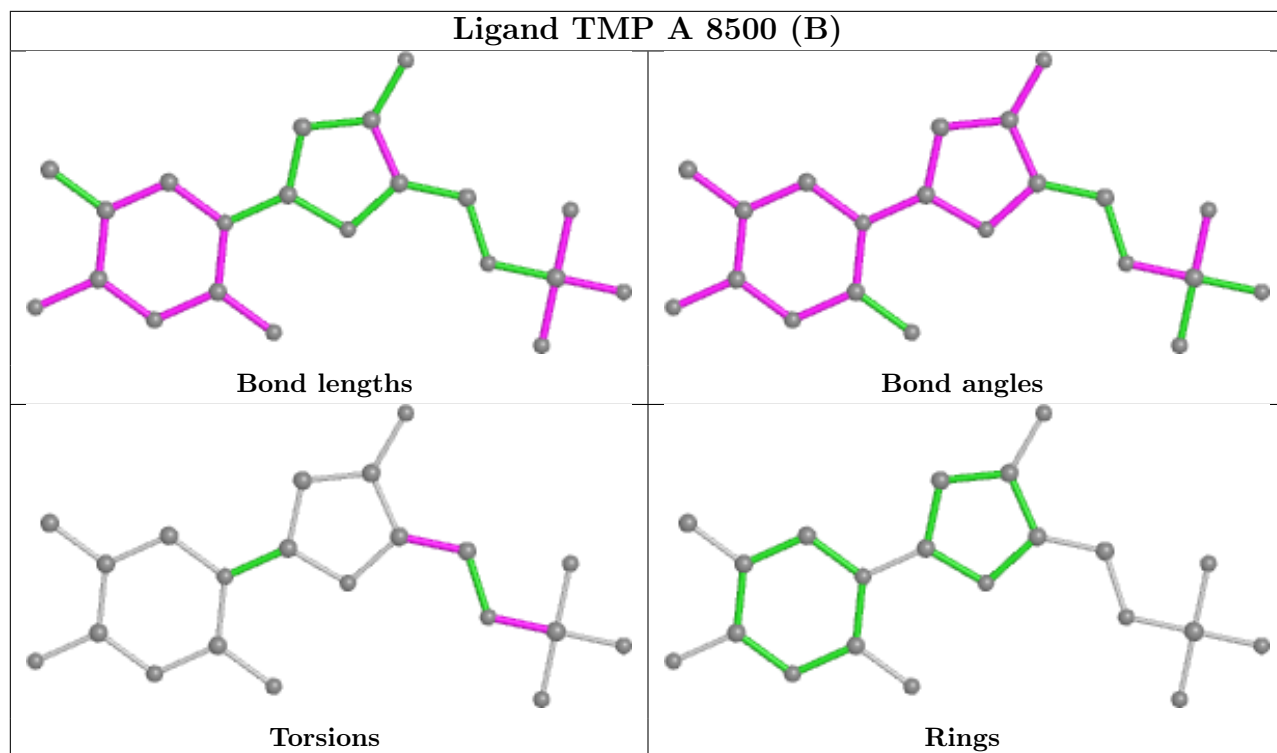


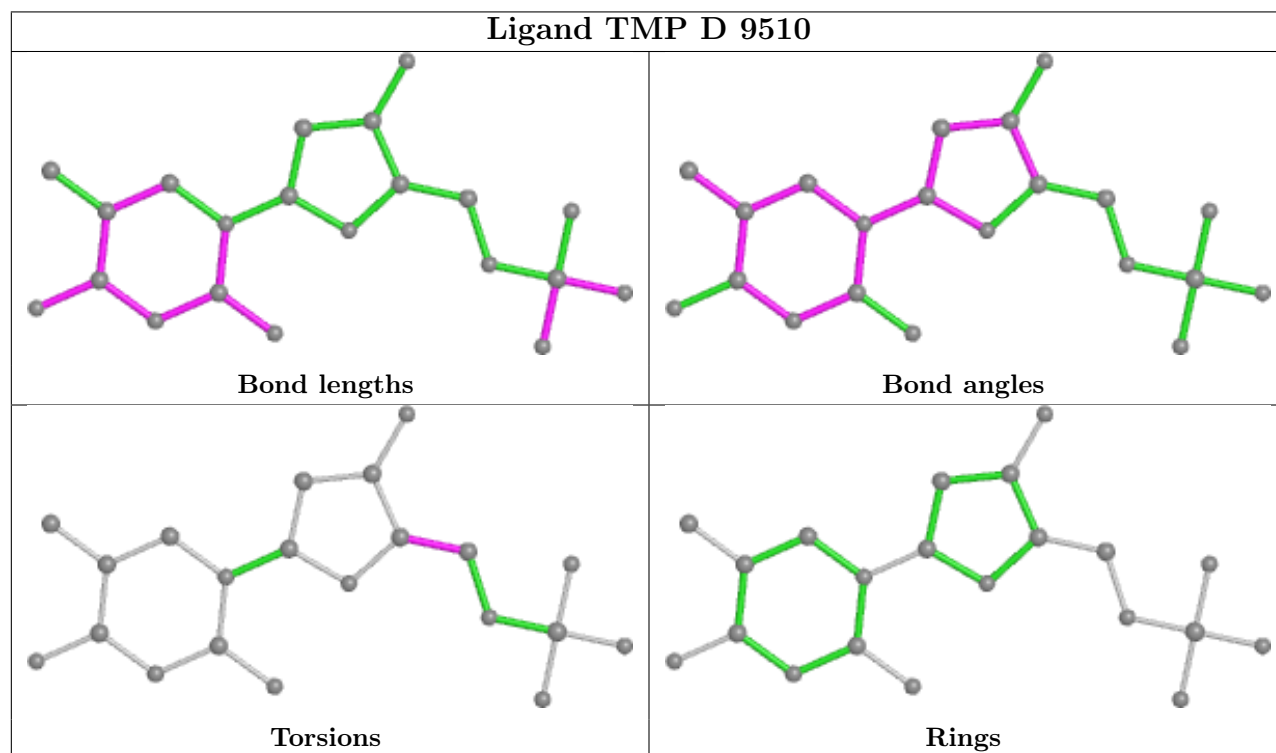
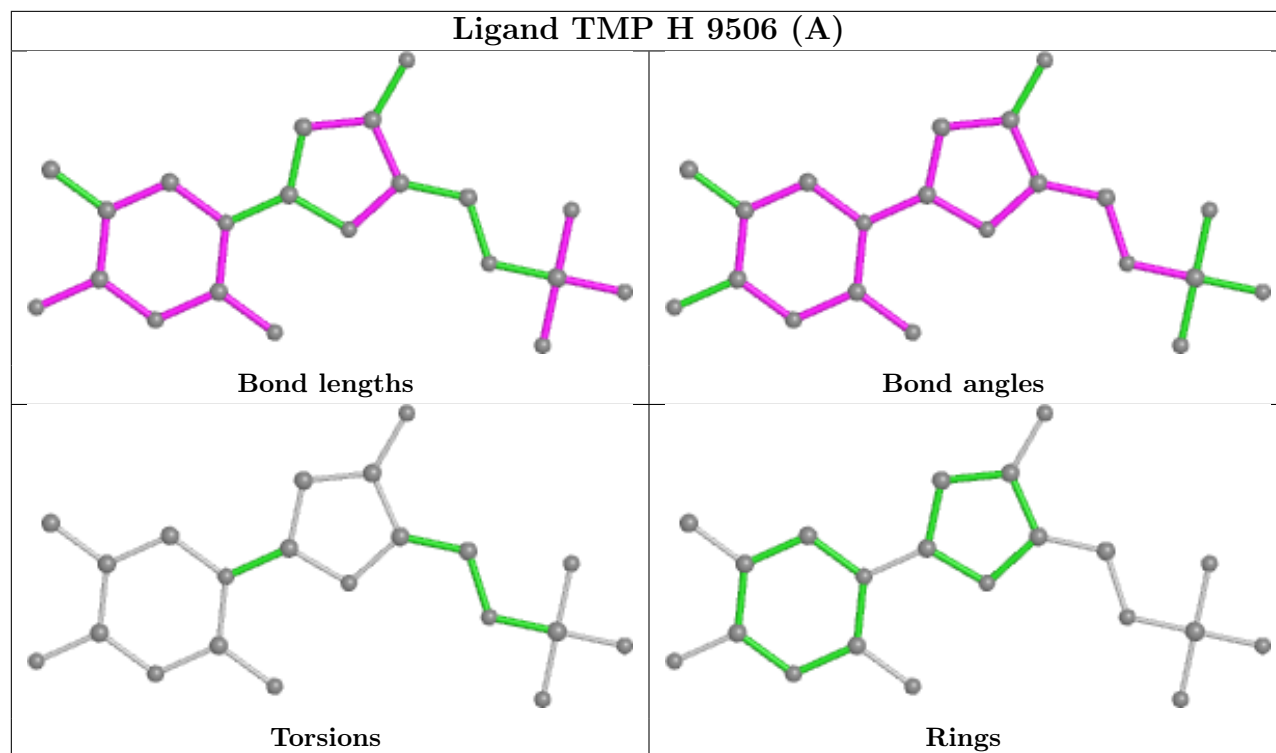


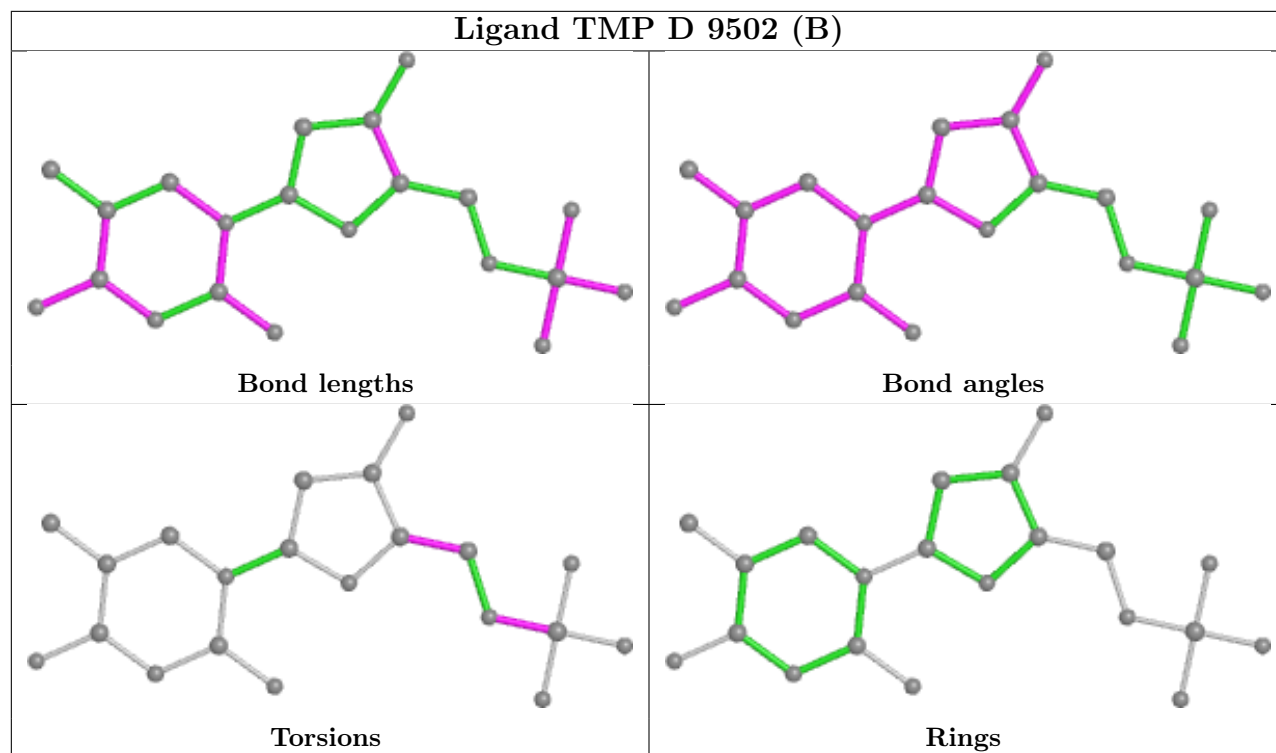












5.7 Other polymers [i](#)

There are no such residues in this entry.

5.8 Polymer linkage issues [i](#)

There are no chain breaks in this entry.

6 Fit of model and data

6.1 Protein, DNA and RNA chains

In the following table, the column labelled ‘#RSRZ > 2’ contains the number (and percentage) of RSRZ outliers, followed by percent RSRZ outliers for the chain as percentile scores relative to all X-ray entries and entries of similar resolution. The OWAB column contains the minimum, median, 95th percentile and maximum values of the occupancy-weighted average B-factor per residue. The column labelled ‘Q < 0.9’ lists the number of (and percentage) of residues with an average occupancy less than 0.9.

Mol	Chain	Analysed	<RSRZ>	#RSRZ>2	OWAB(Å ²)	Q<0.9
1	A	292/293 (99%)	0.13	14 (4%) 30 29	7, 12, 25, 43	0
1	B	293/293 (100%)	0.12	16 (5%) 25 24	6, 11, 26, 39	0
1	C	292/293 (99%)	0.24	26 (8%) 9 8	6, 13, 28, 42	0
1	D	292/293 (99%)	0.34	23 (7%) 12 12	7, 13, 30, 45	0
1	E	293/293 (100%)	0.52	30 (10%) 6 5	8, 15, 32, 52	0
1	F	293/293 (100%)	0.25	20 (6%) 17 16	6, 11, 29, 47	0
1	G	293/293 (100%)	0.12	13 (4%) 34 34	5, 10, 26, 40	0
1	H	292/293 (99%)	0.13	16 (5%) 25 24	8, 13, 26, 43	0
All	All	2340/2344 (99%)	0.23	158 (6%) 17 16	5, 12, 28, 52	0

All (158) RSRZ outliers are listed below:

Mol	Chain	Res	Type	RSRZ
1	E	193	PRO	9.0
1	F	13	GLY	8.9
1	E	195	GLY	8.6
1	E	12	SER	8.0
1	A	23	ILE	7.8
1	E	23	ILE	7.6
1	G	23	ILE	7.3
1	H	23	ILE	6.9
1	E	194	ARG	6.3
1	D	195	GLY	6.3
1	D	193	PRO	6.2
1	D	15	ARG	6.1
1	B	14	THR	5.9
1	H	13	GLY	5.8
1	E	164	LEU	5.6
1	B	13	GLY	5.4

Continued on next page...

Continued from previous page...

Mol	Chain	Res	Type	RSRZ
1	E	13	GLY	5.4
1	E	15	ARG	5.3
1	D	13	GLY	5.2
1	A	193	PRO	5.2
1	A	14	THR	5.1
1	F	14	THR	5.0
1	F	12	SER	4.9
1	G	14	THR	4.9
1	D	164	LEU	4.8
1	G	12	SER	4.7
1	E	1	MET	4.6
1	F	193	PRO	4.6
1	B	23	ILE	4.5
1	B	12	SER	4.5
1	C	193	PRO	4.4
1	E	14	THR	4.4
1	H	14	THR	4.3
1	A	12	SER	4.3
1	D	14	THR	4.3
1	F	277	LYS	4.2
1	G	13	GLY	4.1
1	E	277	LYS	4.1
1	A	13	GLY	4.0
1	E	2	LYS	3.9
1	H	22	ALA	3.9
1	B	1	MET	3.9
1	A	277	LYS	3.8
1	F	15	ARG	3.8
1	G	193	PRO	3.8
1	B	277	LYS	3.6
1	G	22	ALA	3.6
1	D	194	ARG	3.6
1	H	277	LYS	3.6
1	C	277	LYS	3.6
1	D	22	ALA	3.6
1	H	12	SER	3.5
1	D	23	ILE	3.5
1	F	164[A]	LEU	3.5
1	E	227	GLY	3.5
1	B	193	PRO	3.5
1	E	192	SER	3.4
1	D	277	LYS	3.4

Continued on next page...

Continued from previous page...

Mol	Chain	Res	Type	RSRZ
1	C	194	ARG	3.3
1	F	1	MET	3.3
1	H	152	GLN	3.3
1	D	191	PRO	3.2
1	C	195	GLY	3.2
1	G	277	LYS	3.1
1	C	15	ARG	3.1
1	C	273	ALA	3.1
1	B	152	GLN	3.1
1	C	164[A]	LEU	3.0
1	A	289	THR	2.9
1	D	16	LEU	2.9
1	H	273	ALA	2.9
1	C	275	LEU	2.9
1	F	194	ARG	2.9
1	F	275	LEU	2.8
1	B	289	THR	2.8
1	C	266	ALA	2.7
1	E	127	GLN	2.7
1	C	190	LYS	2.7
1	E	22	ALA	2.7
1	A	152	GLN	2.7
1	F	127	GLN	2.7
1	G	289	THR	2.7
1	C	12	SER	2.7
1	G	15	ARG	2.6
1	G	152	GLN	2.6
1	B	22	ALA	2.6
1	E	11	GLY	2.6
1	D	165	GLU	2.6
1	H	193	PRO	2.6
1	C	13	GLY	2.6
1	H	15	ARG	2.6
1	G	21	LEU	2.6
1	B	269	GLU	2.6
1	A	22	ALA	2.6
1	A	15	ARG	2.5
1	C	276	ALA	2.5
1	A	194[A]	ARG	2.5
1	B	15	ARG	2.5
1	D	187	ARG	2.5
1	E	16	LEU	2.5

Continued on next page...

Continued from previous page...

Mol	Chain	Res	Type	RSRZ
1	H	288	LEU	2.5
1	F	152	GLN	2.5
1	B	274	PRO	2.4
1	D	190	LYS	2.4
1	E	289	THR	2.4
1	C	21	LEU	2.4
1	E	21	LEU	2.4
1	F	175	LEU	2.4
1	C	227	GLY	2.4
1	D	128	ARG	2.3
1	C	101	ASN	2.3
1	E	275	LEU	2.3
1	E	101	ASN	2.3
1	A	270	LYS	2.3
1	C	2	LYS	2.3
1	D	275	LEU	2.3
1	C	23	ILE	2.3
1	H	276	ALA	2.3
1	C	20	THR	2.3
1	D	127	GLN	2.2
1	B	275	LEU	2.2
1	E	60	THR	2.2
1	D	152	GLN	2.2
1	E	81	VAL	2.2
1	E	266	ALA	2.2
1	E	58	GLN	2.2
1	B	17	HIS	2.2
1	F	16	LEU	2.2
1	F	23	ILE	2.2
1	D	276	ALA	2.2
1	H	269	GLU	2.1
1	C	274	PRO	2.1
1	F	278	ASN	2.1
1	F	274	PRO	2.1
1	C	187	ARG	2.1
1	C	60	THR	2.1
1	H	270	LYS	2.1
1	A	276	ALA	2.1
1	F	108	LEU	2.1
1	H	275	LEU	2.1
1	C	129	GLN	2.1
1	E	165	GLU	2.1

Continued on next page...

Continued from previous page...

Mol	Chain	Res	Type	RSRZ
1	C	35[A]	MET	2.1
1	F	2	LYS	2.1
1	E	288	LEU	2.1
1	F	289	THR	2.0
1	D	266	ALA	2.0
1	E	273	ALA	2.0
1	G	1	MET	2.0
1	D	188	ASP	2.0
1	C	278	ASN	2.0
1	H	101	ASN	2.0
1	D	12	SER	2.0
1	G	24	SER	2.0
1	A	269	GLU	2.0
1	B	175	LEU	2.0
1	C	191	PRO	2.0
1	E	278	ASN	2.0

6.2 Non-standard residues in protein, DNA, RNA chains [i](#)

There are no non-standard protein/DNA/RNA residues in this entry.

6.3 Carbohydrates [i](#)

There are no monosaccharides in this entry.

6.4 Ligands [i](#)

In the following table, the Atoms column lists the number of modelled atoms in the group and the number defined in the chemical component dictionary. The B-factors column lists the minimum, median, 95th percentile and maximum values of B factors of atoms in the group. The column labelled 'Q< 0.9' lists the number of atoms with occupancy less than 0.9.

Mol	Type	Chain	Res	Atoms	RSCC	RSR	B-factors(Å ²)	Q<0.9
3	TMP	E	9503	21/21	0.83	0.13	27,34,50,51	0
3	TMP	G	9505[A]	21/21	0.84	0.16	15,16,27,28	21
3	TMP	G	9505[B]	21/21	0.84	0.16	18,27,30,34	21
3	TMP	F	9504[A]	21/21	0.86	0.16	14,26,43,46	21
3	TMP	F	9504[B]	21/21	0.86	0.16	10,13,22,23	21
3	TMP	D	9502[B]	21/21	0.87	0.14	23,32,38,40	21
2	SO4	D	5000	5/5	0.87	0.28	46,53,54,54	0

Continued on next page...

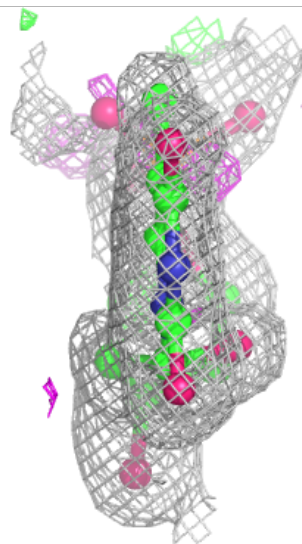
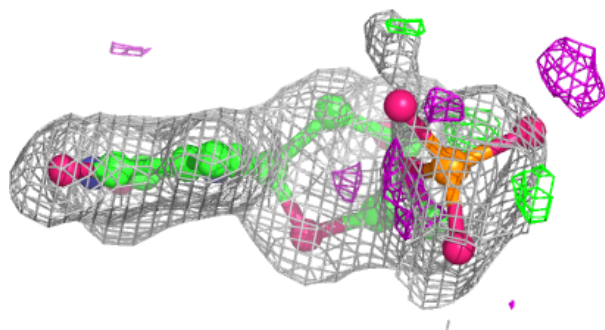
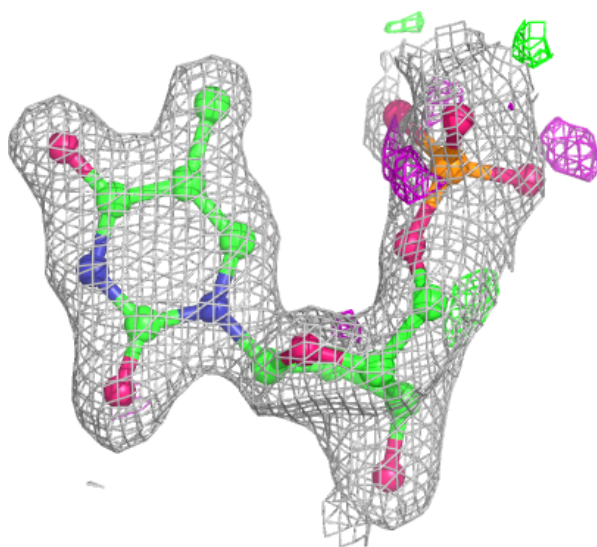
Continued from previous page...

Mol	Type	Chain	Res	Atoms	RSCC	RSR	B-factors(Å ²)	Q<0.9
3	TMP	D	9502[A]	21/21	0.87	0.14	15,21,30,31	21
3	TMP	C	9501[B]	21/21	0.88	0.15	18,26,40,41	21
3	TMP	A	8500[A]	21/21	0.88	0.14	16,20,36,39	21
3	TMP	A	8500[B]	21/21	0.88	0.14	20,24,37,37	21
3	TMP	C	9501[A]	21/21	0.88	0.15	16,23,41,42	21
3	TMP	H	9506[A]	21/21	0.88	0.14	17,20,33,35	21
3	TMP	H	9506[B]	21/21	0.88	0.14	22,30,39,39	21
3	TMP	B	9500[B]	21/21	0.91	0.13	17,20,25,28	21
3	TMP	B	9500[A]	21/21	0.91	0.13	11,16,27,28	21
2	SO4	C	4000	5/5	0.92	0.17	40,42,45,48	0
2	SO4	D	5100	5/5	0.94	0.13	39,39,43,44	0
2	SO4	D	5200	5/5	0.94	0.22	41,47,49,50	0
2	SO4	E	5700	5/5	0.94	0.22	72,73,75,75	0
2	SO4	D	4800	5/5	0.95	0.20	38,42,44,45	0
2	SO4	A	3700	5/5	0.95	0.19	35,36,40,46	0
2	SO4	E	4700	5/5	0.96	0.13	34,36,37,42	0
3	TMP	F	9512	21/21	0.96	0.11	12,13,15,17	0
2	SO4	F	6700	5/5	0.96	0.27	36,42,44,45	0
3	TMP	H	9514	21/21	0.96	0.12	12,14,17,20	0
2	SO4	D	3900	5/5	0.97	0.13	42,45,48,49	0
3	TMP	A	9507	21/21	0.97	0.12	11,13,16,19	0
3	TMP	C	9509	21/21	0.97	0.11	13,14,16,19	0
2	SO4	G	7700	5/5	0.97	0.20	45,47,49,50	0
2	SO4	E	5800	5/5	0.97	0.23	39,44,45,47	0
3	TMP	D	9510	21/21	0.97	0.10	11,14,16,18	0
3	TMP	B	9508	21/21	0.97	0.15	11,13,17,32	0
3	TMP	E	9511	21/21	0.97	0.10	14,14,18,19	0
3	TMP	G	9513	21/21	0.98	0.13	10,12,15,19	0
2	SO4	C	3800	5/5	0.98	0.22	38,40,43,44	0

The following is a graphical depiction of the model fit to experimental electron density of all instances of the Ligand of Interest. In addition, ligands with molecular weight > 250 and outliers as shown on the geometry validation Tables will also be included. Each fit is shown from different orientation to approximate a three-dimensional view.

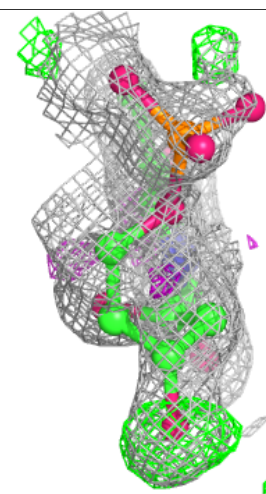
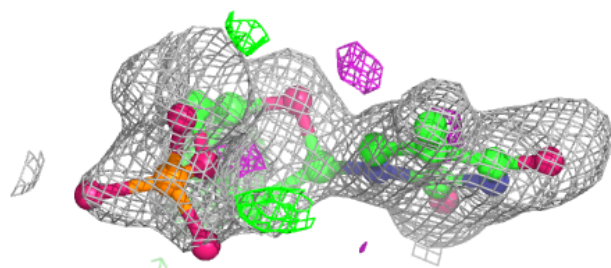
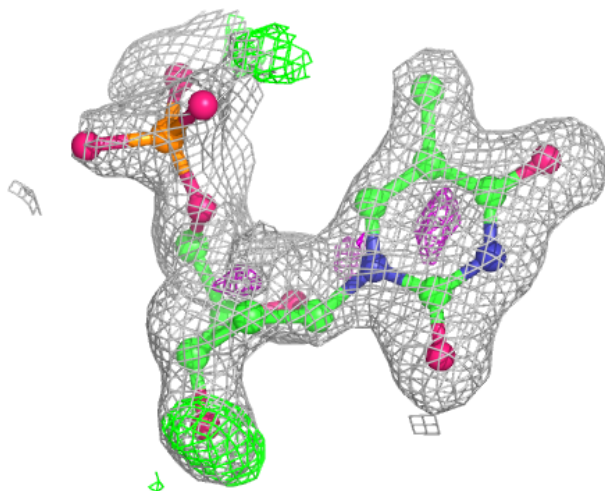
Electron density around TMP E 9503:

$2mF_o-DF_c$ (at 0.7 rmsd) in gray
 mF_o-DF_c (at 3 rmsd) in purple (negative)
and green (positive)



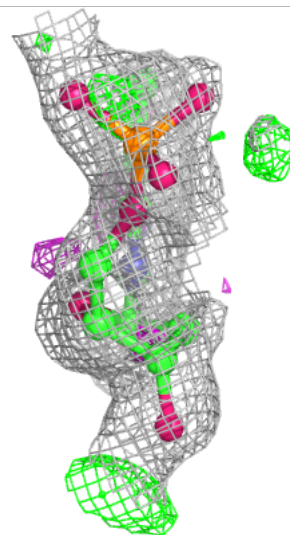
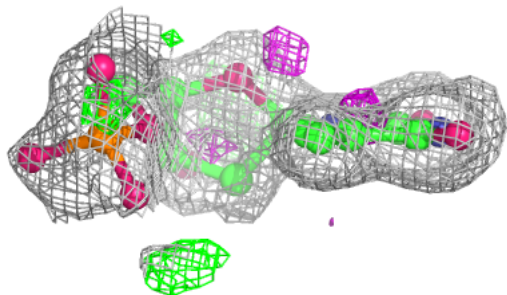
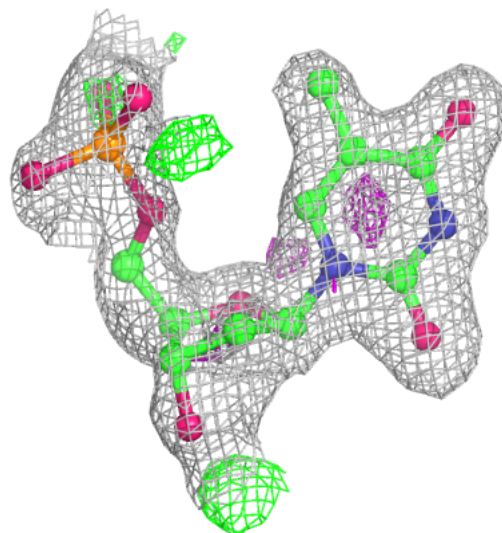
Electron density around TMP G 9505 (A):

$2mF_o-DF_c$ (at 0.7 rmsd) in gray
 mF_o-DF_c (at 3 rmsd) in purple (negative)
and green (positive)



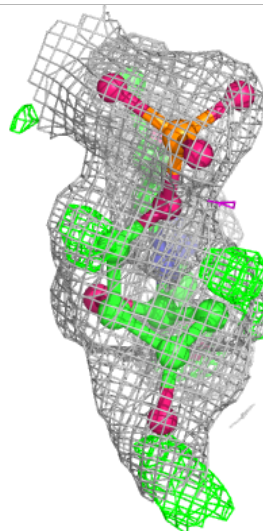
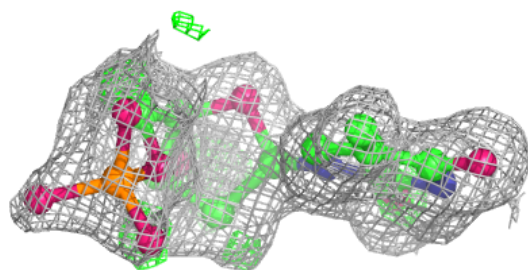
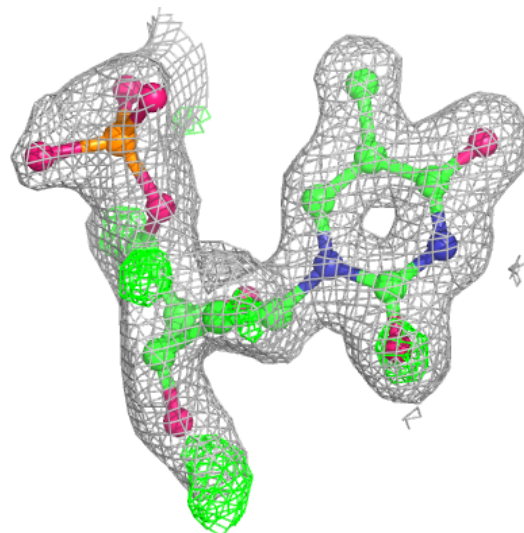
Electron density around TMP G 9505 (B):

$2mF_o-DF_c$ (at 0.7 rmsd) in gray
 mF_o-DF_c (at 3 rmsd) in purple (negative)
and green (positive)



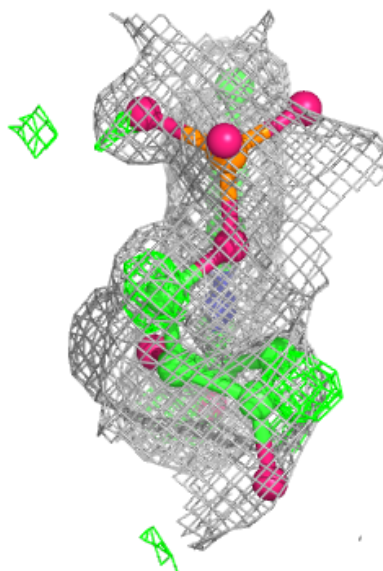
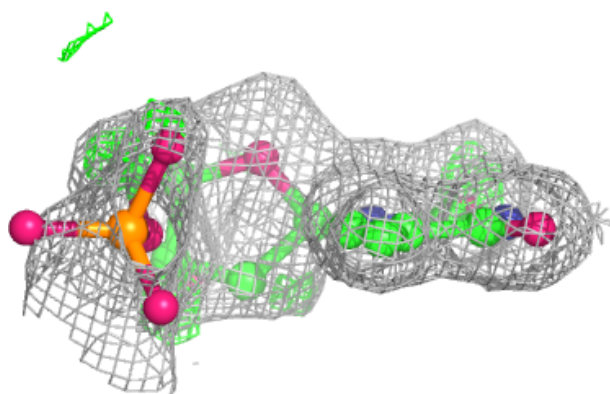
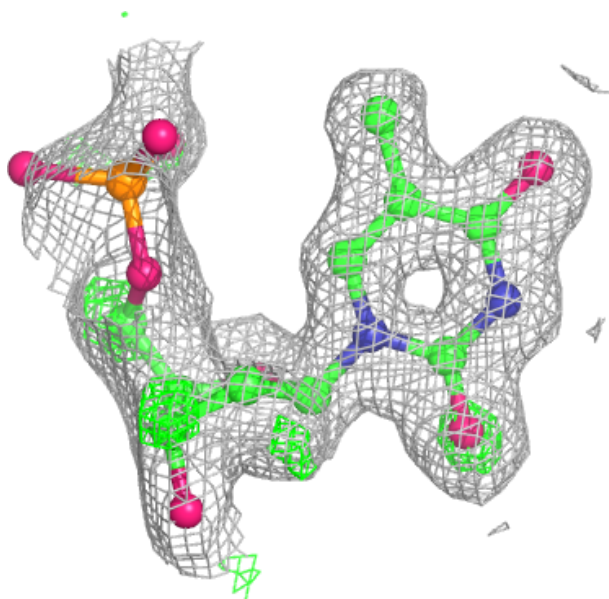
Electron density around TMP F 9504 (A):

$2mF_o-DF_c$ (at 0.7 rmsd) in gray
 mF_o-DF_c (at 3 rmsd) in purple (negative)
and green (positive)



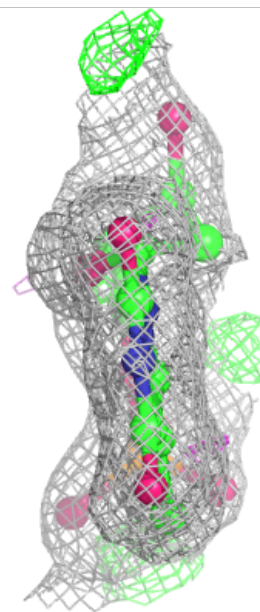
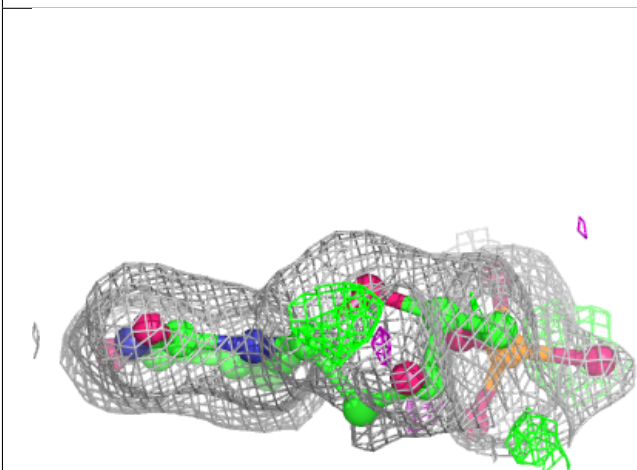
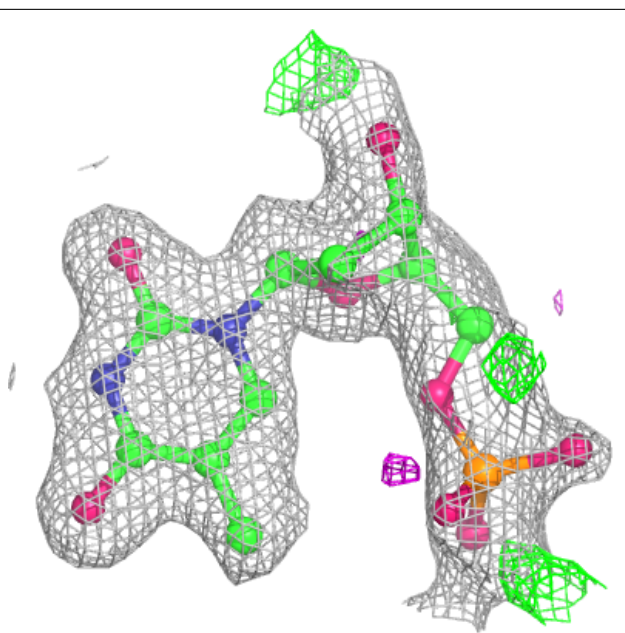
Electron density around TMP F 9504 (B):

$2mF_o-DF_c$ (at 0.7 rmsd) in gray
 mF_o-DF_c (at 3 rmsd) in purple (negative)
and green (positive)



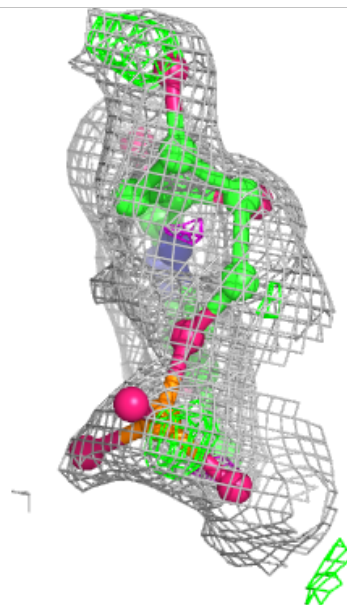
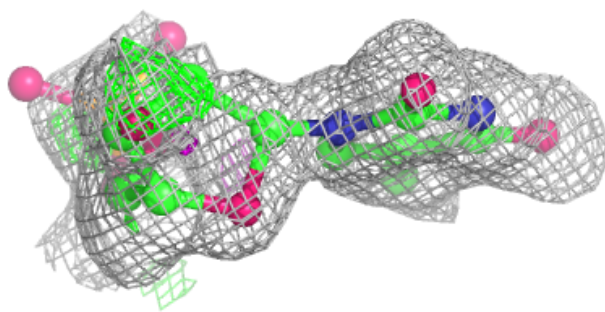
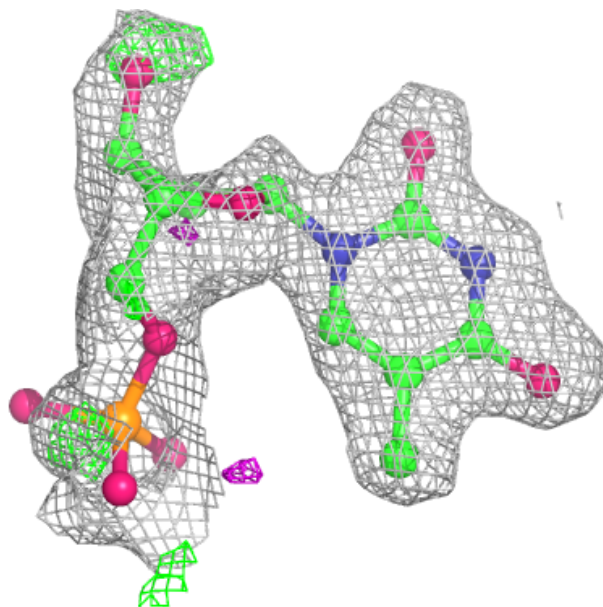
Electron density around TMP D 9502 (B):

$2mF_o-DF_c$ (at 0.7 rmsd) in gray
 mF_o-DF_c (at 3 rmsd) in purple (negative)
and green (positive)



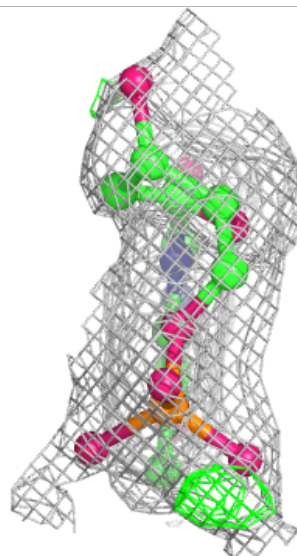
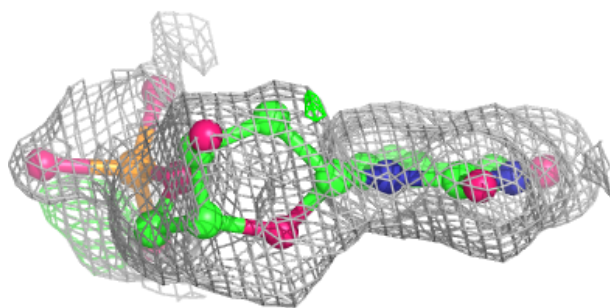
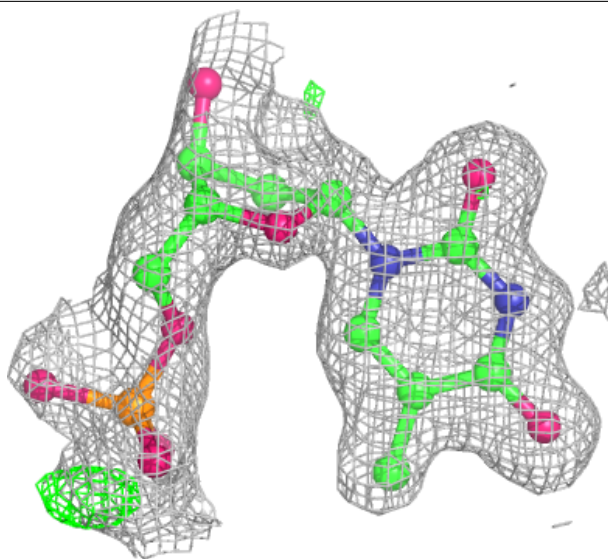
Electron density around TMP D 9502 (A):

$2mF_o-DF_c$ (at 0.7 rmsd) in gray
 mF_o-DF_c (at 3 rmsd) in purple (negative)
and green (positive)



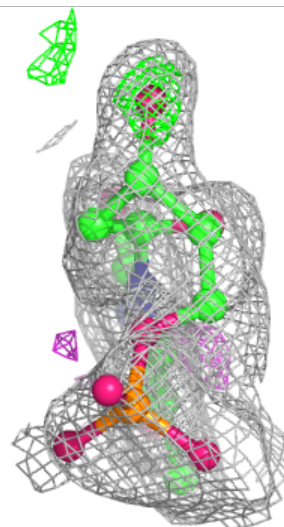
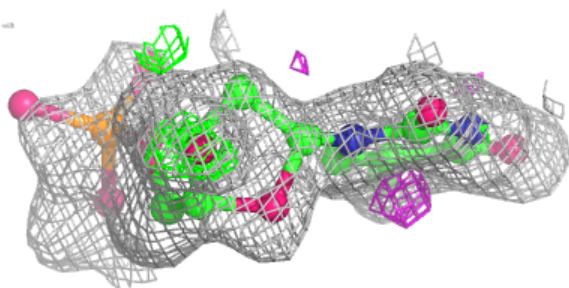
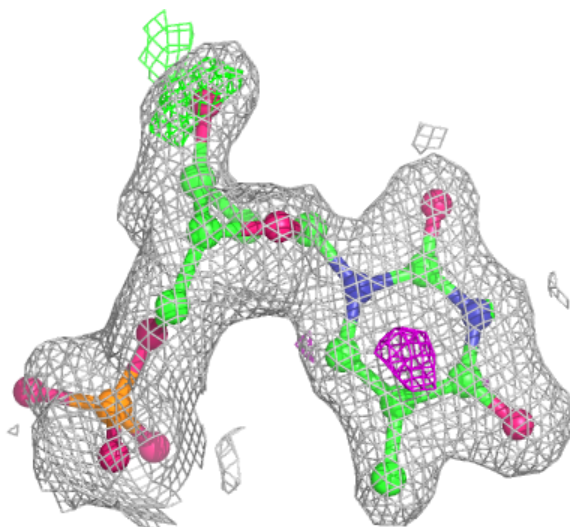
Electron density around TMP C 9501 (B):

$2mF_o-DF_c$ (at 0.7 rmsd) in gray
 mF_o-DF_c (at 3 rmsd) in purple (negative)
and green (positive)



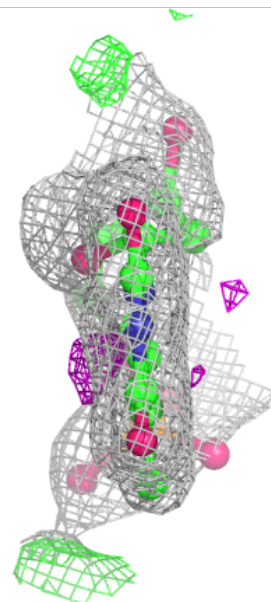
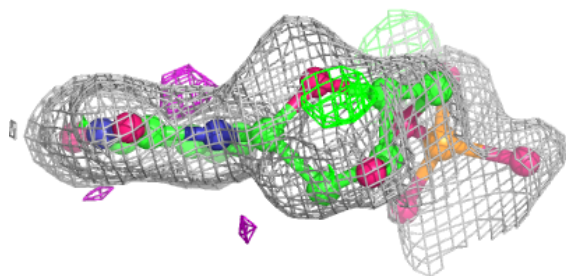
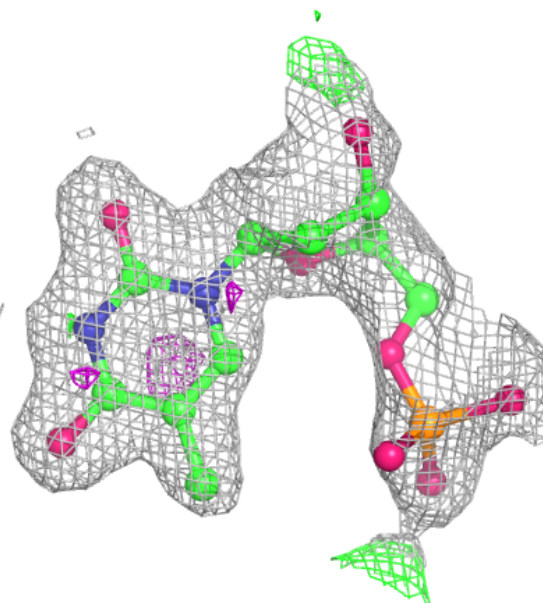
Electron density around TMP A 8500 (A):

$2mF_o-DF_c$ (at 0.7 rmsd) in gray
 mF_o-DF_c (at 3 rmsd) in purple (negative)
and green (positive)



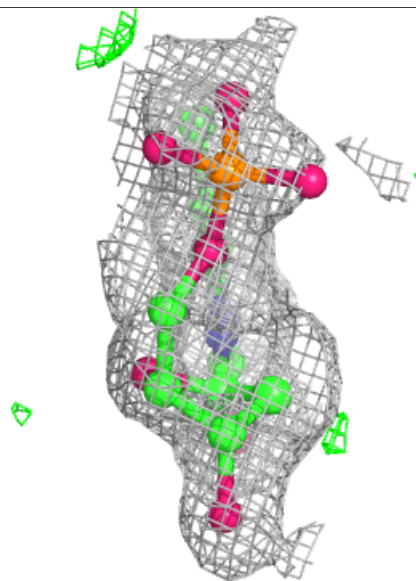
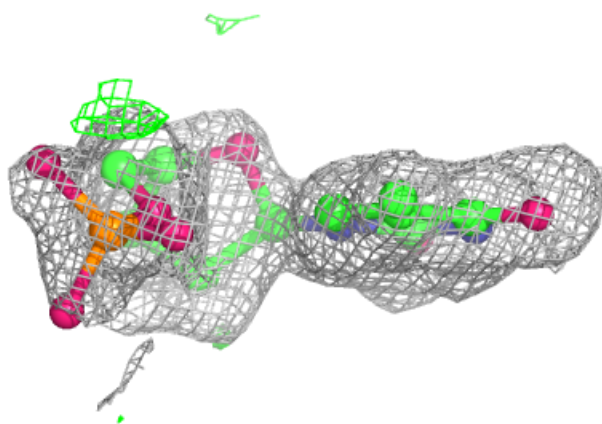
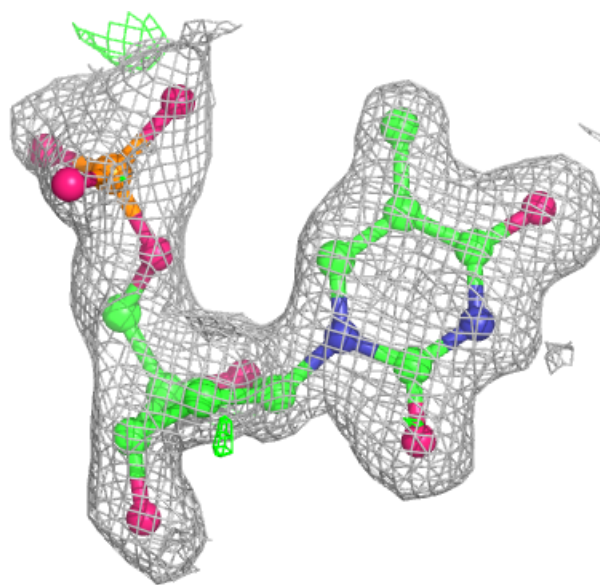
Electron density around TMP A 8500 (B):

$2mF_o-DF_c$ (at 0.7 rmsd) in gray
 mF_o-DF_c (at 3 rmsd) in purple (negative)
and green (positive)



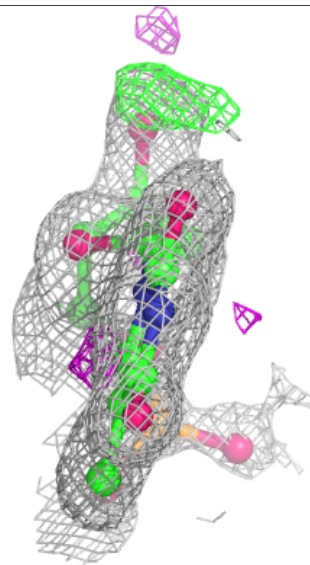
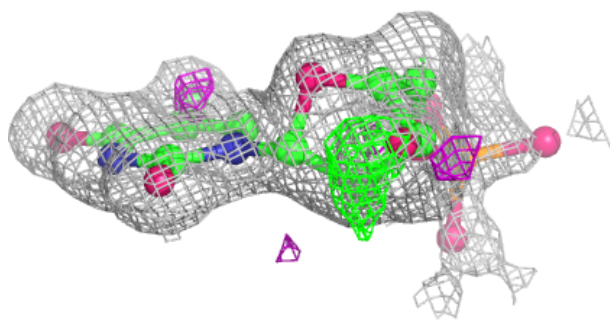
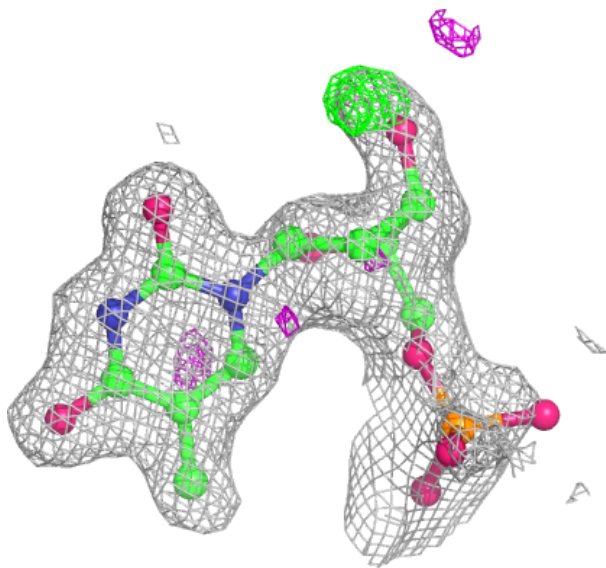
Electron density around TMP C 9501 (A):

$2mF_o-DF_c$ (at 0.7 rmsd) in gray
 mF_o-DF_c (at 3 rmsd) in purple (negative)
and green (positive)



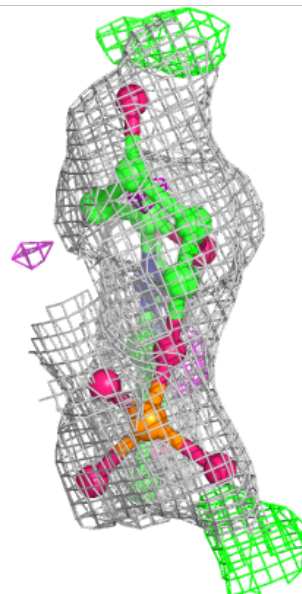
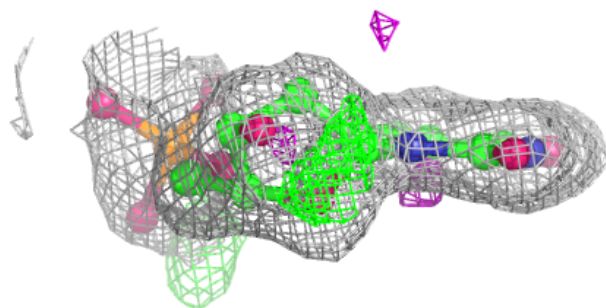
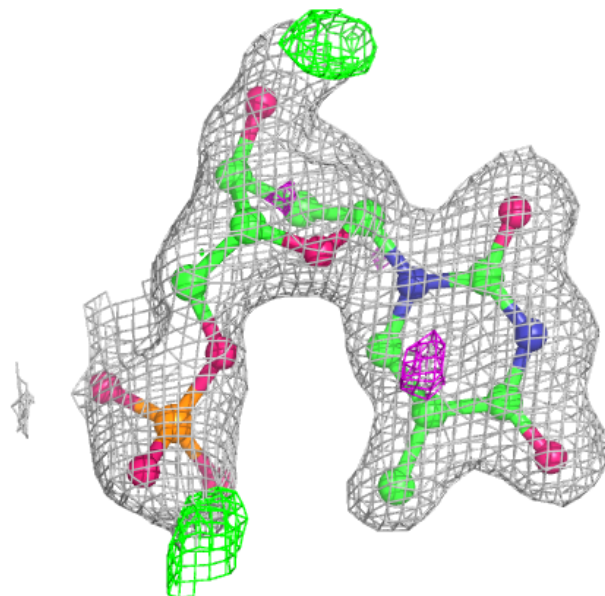
Electron density around TMP H 9506 (A):

$2mF_o-DF_c$ (at 0.7 rmsd) in gray
 mF_o-DF_c (at 3 rmsd) in purple (negative)
and green (positive)



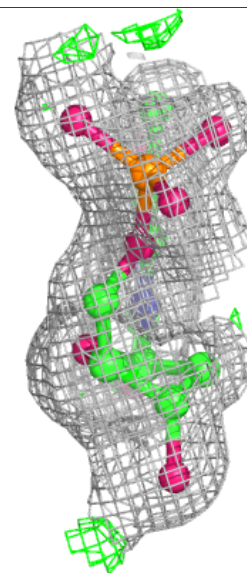
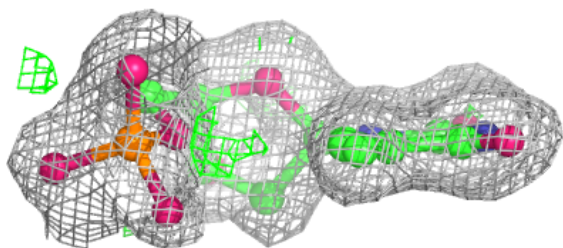
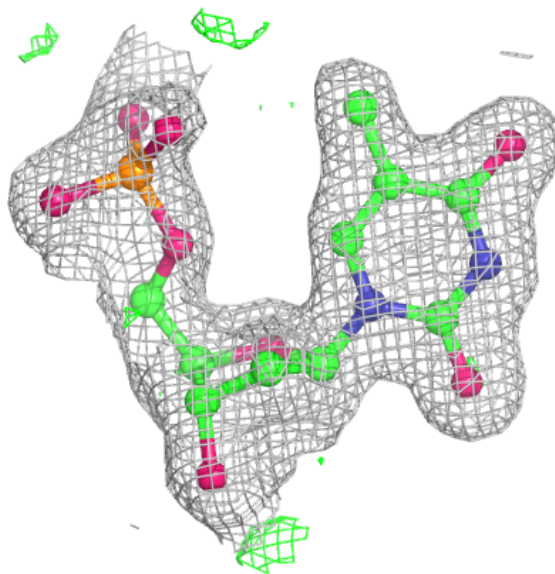
Electron density around TMP H 9506 (B):

$2mF_o-DF_c$ (at 0.7 rmsd) in gray
 mF_o-DF_c (at 3 rmsd) in purple (negative)
and green (positive)



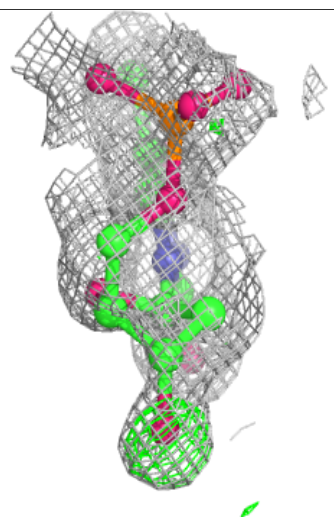
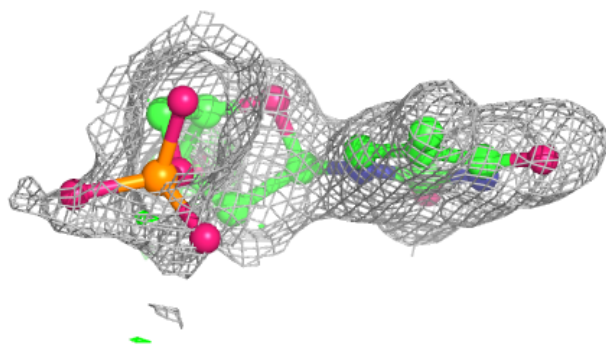
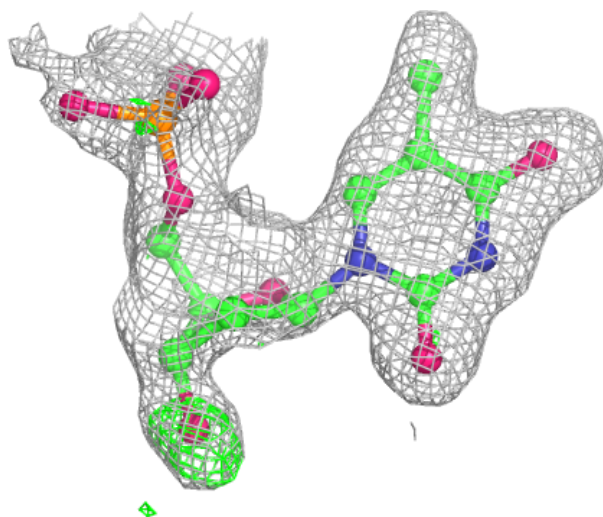
Electron density around TMP B 9500 (B):

$2mF_o-DF_c$ (at 0.7 rmsd) in gray
 mF_o-DF_c (at 3 rmsd) in purple (negative)
and green (positive)



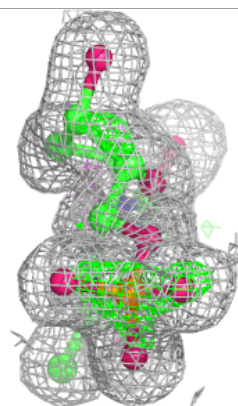
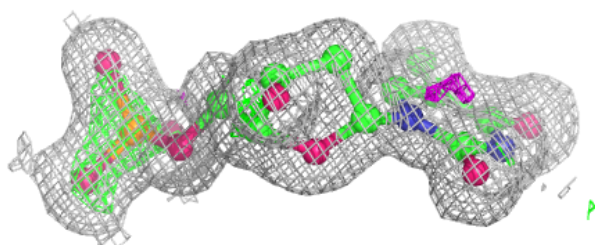
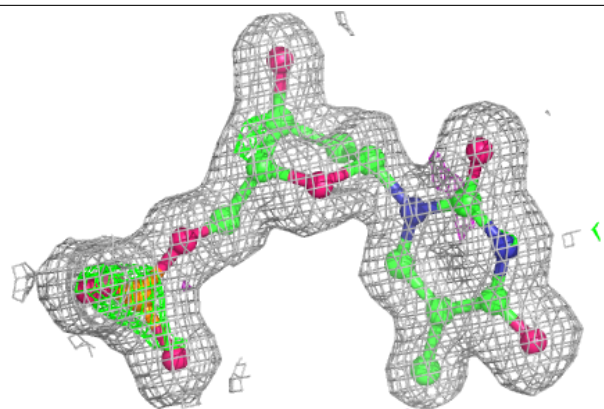
Electron density around TMP B 9500 (A):

$2mF_o-DF_c$ (at 0.7 rmsd) in gray
 mF_o-DF_c (at 3 rmsd) in purple (negative)
and green (positive)

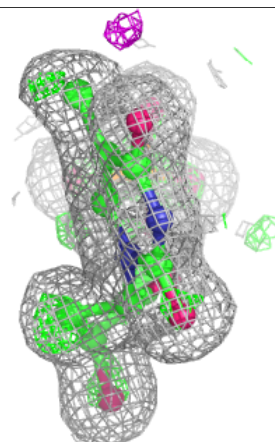
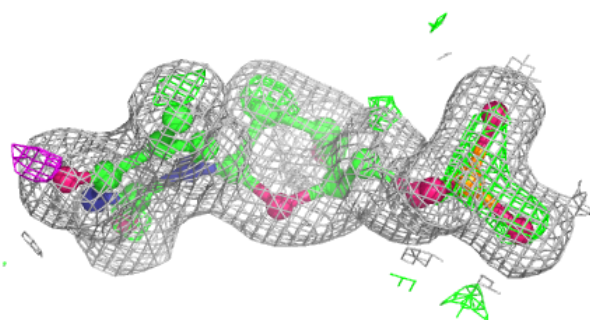
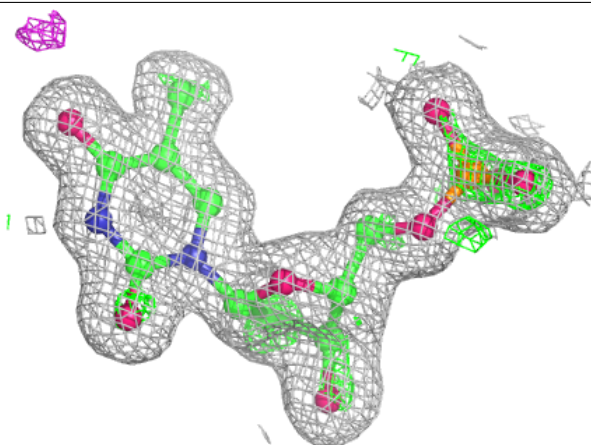


Electron density around TMP F 9512:

$2mF_o-DF_c$ (at 0.7 rmsd) in gray
 mF_o-DF_c (at 3 rmsd) in purple (negative)
and green (positive)

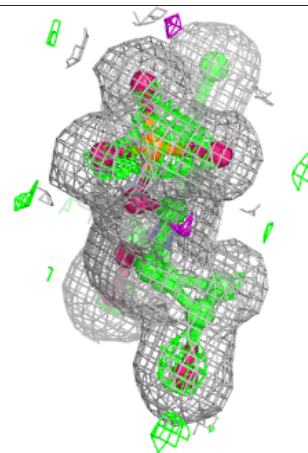
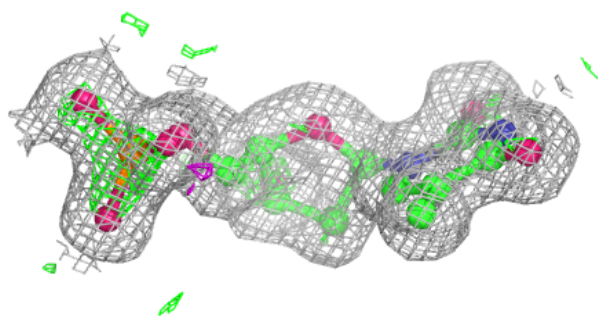
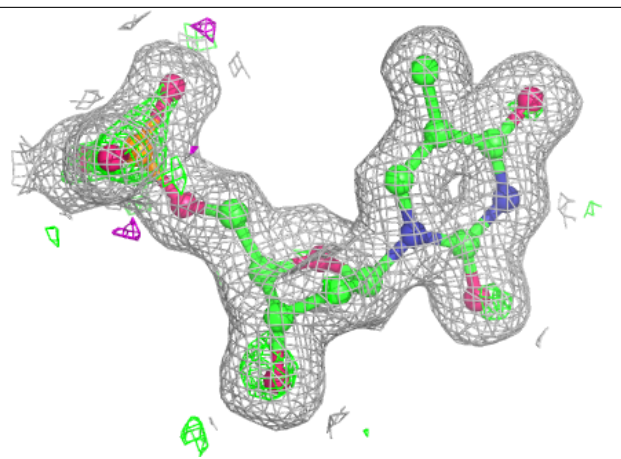
**Electron density around TMP H 9514:**

$2mF_o-DF_c$ (at 0.7 rmsd) in gray
 mF_o-DF_c (at 3 rmsd) in purple (negative)
and green (positive)

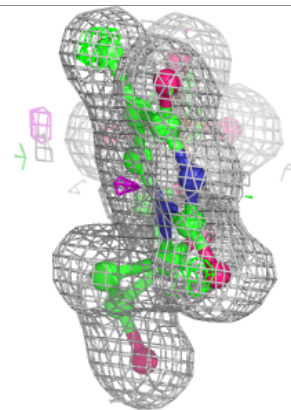
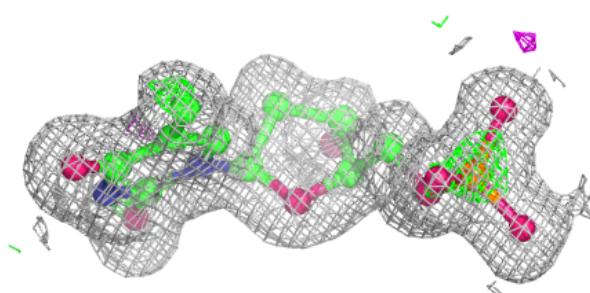
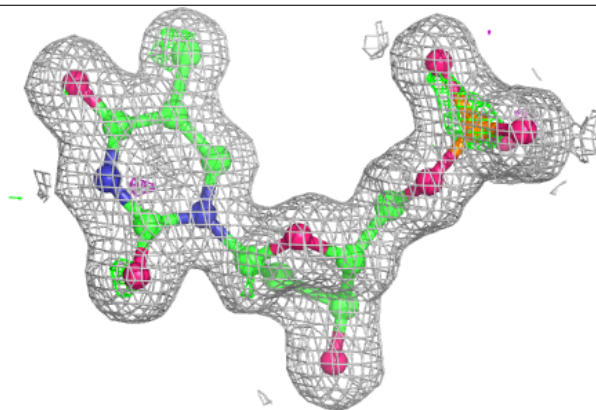


Electron density around TMP A 9507:

$2mF_o-DF_c$ (at 0.7 rmsd) in gray
 mF_o-DF_c (at 3 rmsd) in purple (negative)
and green (positive)

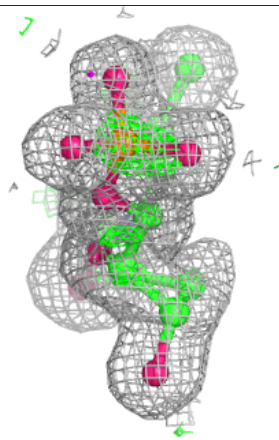
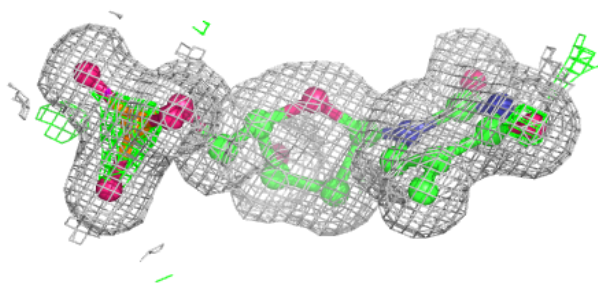
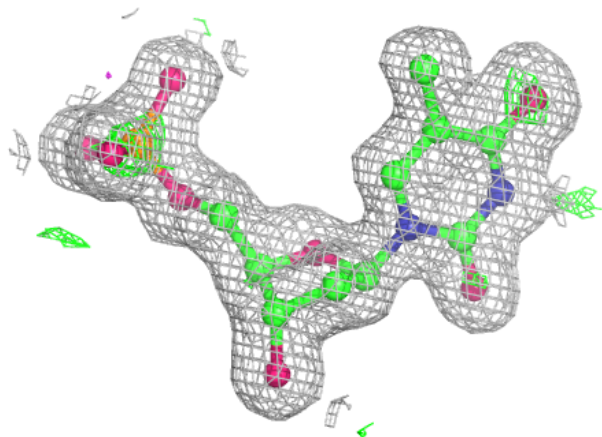
**Electron density around TMP C 9509:**

$2mF_o-DF_c$ (at 0.7 rmsd) in gray
 mF_o-DF_c (at 3 rmsd) in purple (negative)
and green (positive)



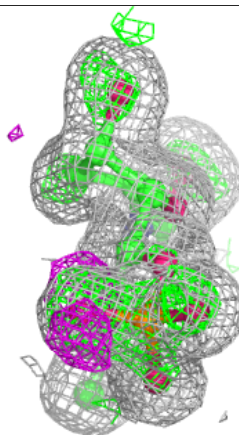
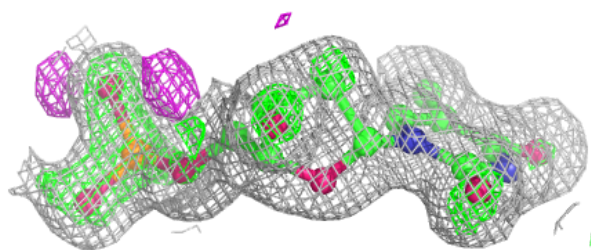
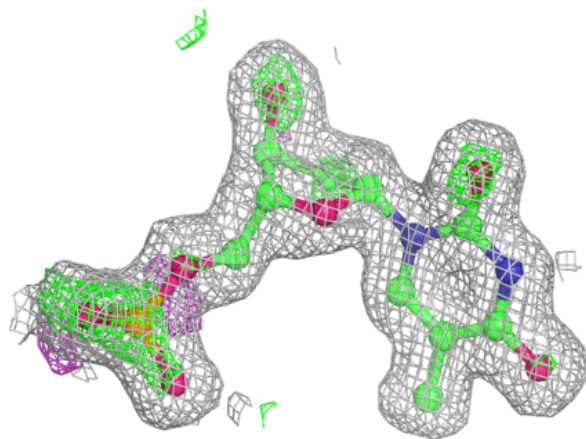
Electron density around TMP D 9510:

$2mF_o-DF_c$ (at 0.7 rmsd) in gray
 mF_o-DF_c (at 3 rmsd) in purple (negative)
and green (positive)



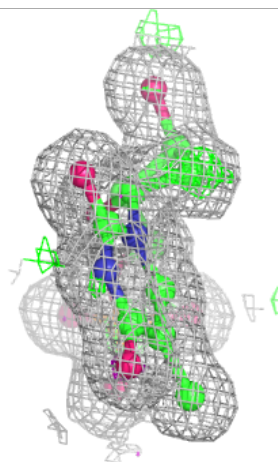
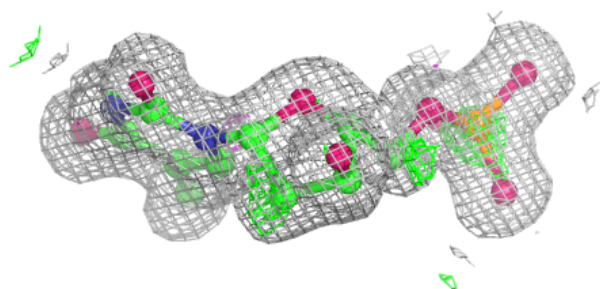
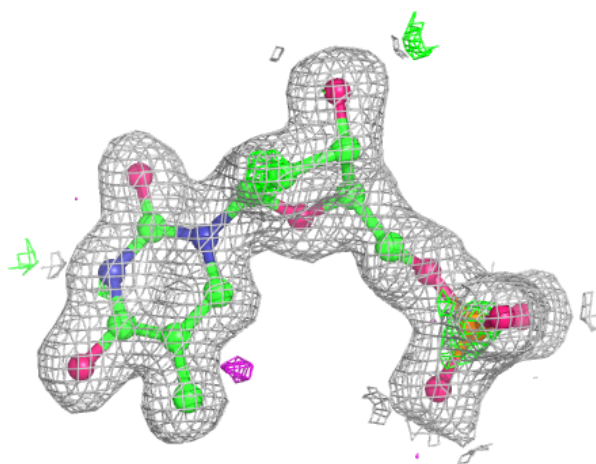
Electron density around TMP B 9508:

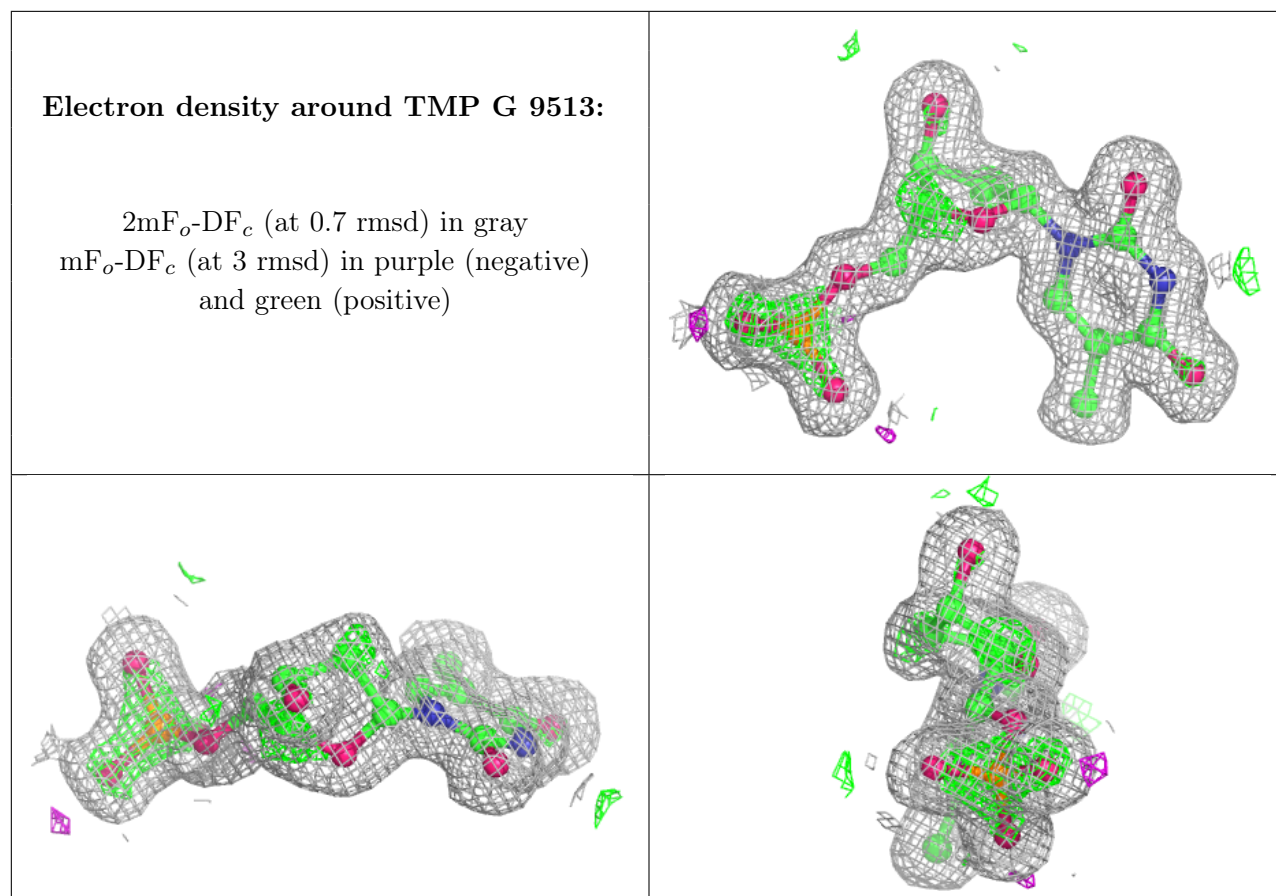
$2mF_o-DF_c$ (at 0.7 rmsd) in gray
 mF_o-DF_c (at 3 rmsd) in purple (negative)
and green (positive)



Electron density around TMP E 9511:

$2mF_o-DF_c$ (at 0.7 rmsd) in gray
 mF_o-DF_c (at 3 rmsd) in purple (negative)
and green (positive)





6.5 Other polymers [i](#)

There are no such residues in this entry.