



# Full wwPDB X-ray Structure Validation Report ⓘ

Aug 2, 2023 – 11:19 PM EDT

PDB ID : 1FVF  
Title : CRYSTAL STRUCTURE ANALYSIS OF NEURONAL SEC1 FROM THE SQUID L. PEALEI  
Authors : Bracher, A.; Weissenhorn, W.  
Deposited on : 2000-09-19  
Resolution : 3.20 Å(reported)

This is a Full wwPDB X-ray Structure Validation Report for a publicly released PDB entry.

We welcome your comments at [validation@mail.wwpdb.org](mailto:validation@mail.wwpdb.org)

A user guide is available at

<https://www.wwpdb.org/validation/2017/XrayValidationReportHelp>

with specific help available everywhere you see the ⓘ symbol.

The types of validation reports are described at

<http://www.wwpdb.org/validation/2017/FAQs#types>.

---

The following versions of software and data (see [references ⓘ](#)) were used in the production of this report:

MolProbity : 4.02b-467  
Xtriage (Phenix) : 1.13  
EDS : 2.34  
Percentile statistics : 20191225.v01 (using entries in the PDB archive December 25th 2019)  
Refmac : 5.8.0158  
CCP4 : 7.0.044 (Gargrove)  
Ideal geometry (proteins) : Engh & Huber (2001)  
Ideal geometry (DNA, RNA) : Parkinson et al. (1996)  
Validation Pipeline (wwPDB-VP) : 2.34

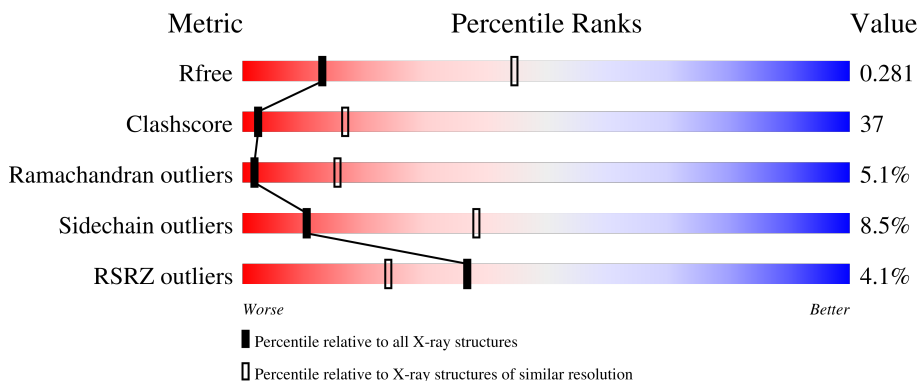
# 1 Overall quality at a glance i

The following experimental techniques were used to determine the structure:

*X-RAY DIFFRACTION*

The reported resolution of this entry is 3.20 Å.

Percentile scores (ranging between 0-100) for global validation metrics of the entry are shown in the following graphic. The table shows the number of entries on which the scores are based.



Metric	Whole archive (#Entries)	Similar resolution (#Entries, resolution range(Å))
$R_{free}$	130704	1133 (3.20-3.20)
Clashscore	141614	1253 (3.20-3.20)
Ramachandran outliers	138981	1234 (3.20-3.20)
Sidechain outliers	138945	1233 (3.20-3.20)
RSRZ outliers	127900	1095 (3.20-3.20)

The table below summarises the geometric issues observed across the polymeric chains and their fit to the electron density. The red, orange, yellow and green segments of the lower bar indicate the fraction of residues that contain outliers for  $\geq 3$ , 2, 1 and 0 types of geometric quality criteria respectively. A grey segment represents the fraction of residues that are not modelled. The numeric value for each fraction is indicated below the corresponding segment, with a dot representing fractions  $\leq 5\%$ . The upper red bar (where present) indicates the fraction of residues that have poor fit to the electron density. The numeric value is given above the bar.

Mol	Chain	Length	Quality of chain
1	A	591	
1	B	591	

## 2 Entry composition

There is only 1 type of molecule in this entry. The entry contains 8786 atoms, of which 0 are hydrogens and 0 are deuteriums.

In the tables below, the ZeroOcc column contains the number of atoms modelled with zero occupancy, the AltConf column contains the number of residues with at least one atom in alternate conformation and the Trace column contains the number of residues modelled with at most 2 atoms.

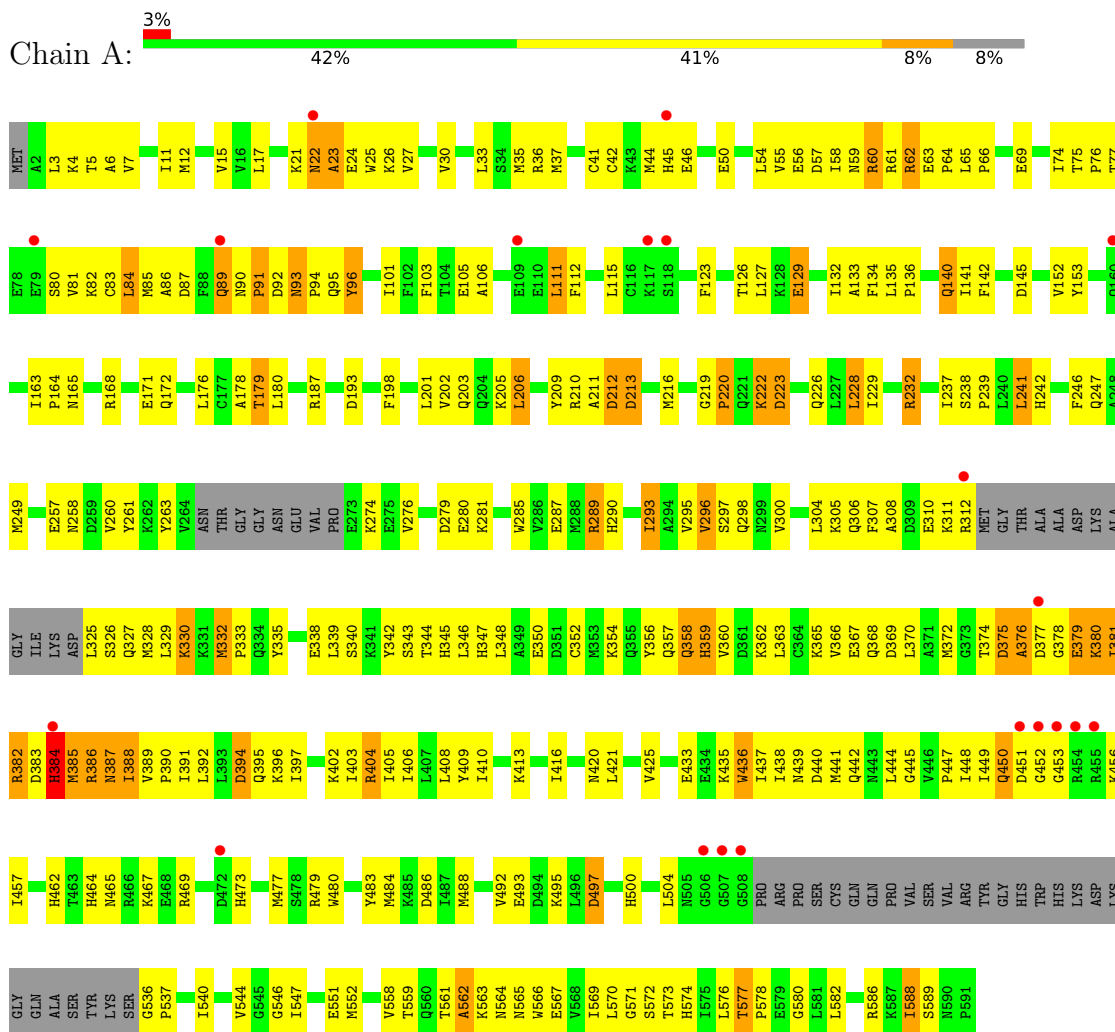
- Molecule 1 is a protein called SEC1.

Mol	Chain	Residues	Atoms					ZeroOcc	AltConf	Trace
			Total	C	N	O	S			
1	A	543	Total 4393	C 2783	N 759	O 823	S 28	0	0	0
1	B	543	Total 4393	C 2783	N 759	O 823	S 28	0	0	0

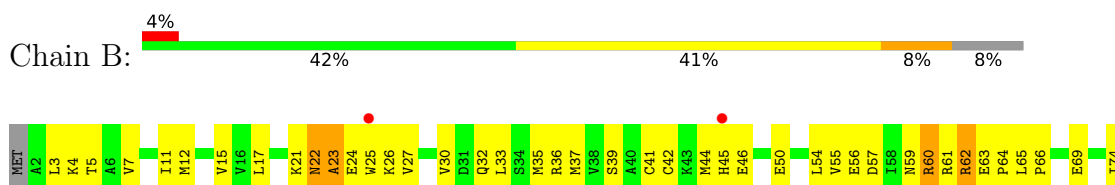
### 3 Residue-property plots

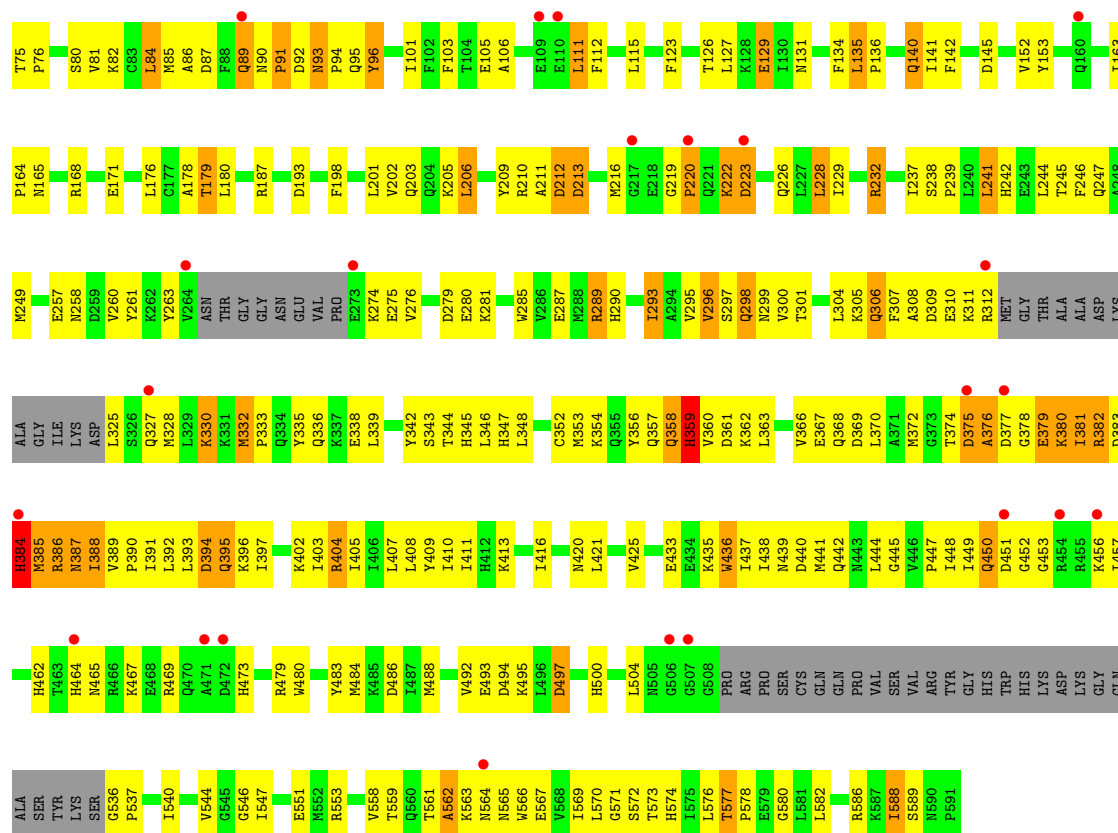
These plots are drawn for all protein, RNA, DNA and oligosaccharide chains in the entry. The first graphic for a chain summarises the proportions of the various outlier classes displayed in the second graphic. The second graphic shows the sequence view annotated by issues in geometry and electron density. Residues are color-coded according to the number of geometric quality criteria for which they contain at least one outlier: green = 0, yellow = 1, orange = 2 and red = 3 or more. A red dot above a residue indicates a poor fit to the electron density ( $RSRZ > 2$ ). Stretches of 2 or more consecutive residues without any outlier are shown as a green connector. Residues present in the sample, but not in the model, are shown in grey.

#### ● Molecule 1: SEC1



#### ● Molecule 1: SEC1





## 4 Data and refinement statistics i

Property	Value	Source
Space group	P 31 2 1	Depositor
Cell constants a, b, c, $\alpha$ , $\beta$ , $\gamma$	118.52Å 118.52Å 192.62Å 90.00° 90.00° 120.00°	Depositor
Resolution (Å)	12.00 – 3.20 11.99 – 3.20	Depositor EDS
% Data completeness (in resolution range)	95.7 (12.00-3.20) 95.8 (11.99-3.20)	Depositor EDS
$R_{merge}$	0.07	Depositor
$R_{sym}$	(Not available)	Depositor
$\langle I/\sigma(I) \rangle$ <sup>1</sup>	3.54 (at 3.21Å)	Xtrriage
Refinement program	CNS	Depositor
R, $R_{free}$	0.243 , 0.288 0.240 , 0.281	Depositor DCC
$R_{free}$ test set	1202 reflections (4.85%)	wwPDB-VP
Wilson B-factor (Å <sup>2</sup> )	81.3	Xtrriage
Anisotropy	0.105	Xtrriage
Bulk solvent $k_{sol}$ (e/Å <sup>3</sup> ), $B_{sol}$ (Å <sup>2</sup> )	0.34 , 65.0	EDS
L-test for twinning <sup>2</sup>	$\langle  L  \rangle = 0.50$ , $\langle L^2 \rangle = 0.33$	Xtrriage
Estimated twinning fraction	0.022 for -h,-k,l	Xtrriage
$F_o, F_c$ correlation	0.91	EDS
Total number of atoms	8786	wwPDB-VP
Average B, all atoms (Å <sup>2</sup> )	66.0	wwPDB-VP

Xtrriage's analysis on translational NCS is as follows: *The largest off-origin peak in the Patterson function is 3.71% of the height of the origin peak. No significant pseudotranslation is detected.*

<sup>1</sup>Intensities estimated from amplitudes.

<sup>2</sup>Theoretical values of  $\langle |L| \rangle$ ,  $\langle L^2 \rangle$  for acentric reflections are 0.5, 0.333 respectively for untwinned datasets, and 0.375, 0.2 for perfectly twinned datasets.

## 5 Model quality [i](#)

### 5.1 Standard geometry [i](#)

The Z score for a bond length (or angle) is the number of standard deviations the observed value is removed from the expected value. A bond length (or angle) with  $|Z| > 5$  is considered an outlier worth inspection. RMSZ is the root-mean-square of all Z scores of the bond lengths (or angles).

Mol	Chain	Bond lengths		Bond angles	
		RMSZ	# Z  >5	RMSZ	# Z  >5
1	A	0.41	0/4481	0.69	2/6050 (0.0%)
1	B	0.40	0/4481	0.68	2/6050 (0.0%)
All	All	0.41	0/8962	0.69	4/12100 (0.0%)

There are no bond length outliers.

All (4) bond angle outliers are listed below:

Mol	Chain	Res	Type	Atoms	Z	Observed(°)	Ideal(°)
1	A	404	ARG	NE-CZ-NH1	11.13	125.86	120.30
1	A	404	ARG	NE-CZ-NH2	-10.65	114.98	120.30
1	B	404	ARG	NE-CZ-NH1	-10.55	115.03	120.30
1	B	404	ARG	NE-CZ-NH2	9.76	125.18	120.30

There are no chirality outliers.

There are no planarity outliers.

### 5.2 Too-close contacts [i](#)

In the following table, the Non-H and H(model) columns list the number of non-hydrogen atoms and hydrogen atoms in the chain respectively. The H(added) column lists the number of hydrogen atoms added and optimized by MolProbity. The Clashes column lists the number of clashes within the asymmetric unit, whereas Symm-Clashes lists symmetry-related clashes.

Mol	Chain	Non-H	H(model)	H(added)	Clashes	Symm-Clashes
1	A	4393	0	4393	330	0
1	B	4393	0	4393	338	0
All	All	8786	0	8786	646	0

The all-atom clashscore is defined as the number of clashes found per 1000 atoms (including hydrogen atoms). The all-atom clashscore for this structure is 37.

All (646) close contacts within the same asymmetric unit are listed below, sorted by their clash

magnitude.

Atom-1	Atom-2	Interatomic distance (Å)	Clash overlap (Å)
1:A:89:GLN:HE21	1:A:89:GLN:HA	1.25	1.00
1:B:89:GLN:HE21	1:B:89:GLN:HA	1.27	0.98
1:A:577:THR:HG22	1:A:580:GLY:H	1.32	0.94
1:B:577:THR:HG22	1:B:580:GLY:H	1.33	0.94
1:B:305:LYS:HG3	1:B:306:GLN:H	1.35	0.90
1:A:305:LYS:HG3	1:A:306:GLN:N	1.85	0.90
1:B:305:LYS:HG3	1:B:306:GLN:N	1.87	0.90
1:A:330:LYS:HZ1	1:A:330:LYS:HA	1.36	0.89
1:A:305:LYS:HG3	1:A:306:GLN:H	1.36	0.89
1:B:163:ILE:H	1:B:163:ILE:HD12	1.39	0.87
1:B:54:LEU:HD23	1:B:55:VAL:N	1.89	0.87
1:A:163:ILE:HD12	1:A:163:ILE:H	1.40	0.86
1:B:54:LEU:HD23	1:B:55:VAL:H	1.41	0.84
1:B:439:ASN:HA	1:B:448:ILE:CD1	2.07	0.84
1:A:330:LYS:HA	1:A:330:LYS:NZ	1.92	0.84
1:A:308:ALA:HB1	1:B:305:LYS:HB3	1.60	0.83
1:A:54:LEU:HD23	1:A:55:VAL:N	1.94	0.83
1:A:439:ASN:HA	1:A:448:ILE:CD1	2.08	0.83
1:A:54:LEU:HD23	1:A:55:VAL:H	1.45	0.82
1:B:380:LYS:O	1:B:381:ILE:HG23	1.80	0.81
1:B:330:LYS:NZ	1:B:330:LYS:HA	1.95	0.81
1:B:540:ILE:HD13	1:B:569:ILE:HB	1.61	0.80
1:A:380:LYS:O	1:A:381:ILE:HG23	1.82	0.79
1:A:448:ILE:HG13	1:A:449:ILE:N	1.97	0.79
1:A:362:LYS:HE3	1:A:397:ILE:HD11	1.64	0.78
1:B:311:LYS:HG3	1:B:335:TYR:HE1	1.46	0.78
1:B:362:LYS:HE3	1:B:397:ILE:HD11	1.65	0.78
1:B:439:ASN:HA	1:B:448:ILE:HD13	1.65	0.77
1:A:311:LYS:HG3	1:A:335:TYR:HE1	1.50	0.77
1:A:93:ASN:H	1:A:94:PRO:CD	1.97	0.77
1:A:540:ILE:HD13	1:A:569:ILE:HB	1.66	0.77
1:A:439:ASN:HA	1:A:448:ILE:HD13	1.65	0.76
1:A:577:THR:HG22	1:A:580:GLY:N	2.01	0.76
1:B:201:LEU:HD22	1:B:201:LEU:H	1.51	0.76
1:A:89:GLN:HA	1:A:89:GLN:NE2	2.00	0.76
1:B:577:THR:HG22	1:B:580:GLY:N	2.01	0.75
1:B:433:GLU:H	1:B:433:GLU:CD	1.90	0.75
1:B:448:ILE:HG13	1:B:449:ILE:N	2.00	0.75
1:B:375:ASP:HA	1:B:479:ARG:NH1	2.02	0.75
1:B:89:GLN:HA	1:B:89:GLN:NE2	2.01	0.75
1:A:247:GLN:HB2	1:A:289:ARG:HB2	1.69	0.74

*Continued on next page...*



*Continued from previous page...*

Atom-1	Atom-2	Interatomic distance (Å)	Clash overlap (Å)
1:B:93:ASN:H	1:B:94:PRO:CD	2.01	0.74
1:B:86:ALA:HA	1:B:89:GLN:HB2	1.68	0.74
1:A:374:THR:HB	1:A:378:GLY:HA2	1.68	0.74
1:A:201:LEU:H	1:A:201:LEU:HD22	1.52	0.74
1:A:133:ALA:HB1	1:A:172:GLN:HG2	1.70	0.73
1:A:86:ALA:HA	1:A:89:GLN:HB2	1.71	0.73
1:A:93:ASN:H	1:A:94:PRO:HD3	1.54	0.73
1:A:305:LYS:HD2	1:B:312:ARG:HE	1.53	0.73
1:A:276:VAL:HG21	1:A:344:THR:HG21	1.69	0.72
1:B:374:THR:HB	1:B:378:GLY:HA2	1.68	0.72
1:A:435:LYS:HD2	1:A:436:TRP:CZ3	2.23	0.72
1:A:433:GLU:CD	1:A:433:GLU:H	1.93	0.72
1:A:263:TYR:OH	1:A:274:LYS:HE3	1.90	0.72
1:A:326:SER:HA	1:B:357:GLN:HE22	1.55	0.72
1:B:382:ARG:HB2	1:B:386:ARG:HD2	1.70	0.72
1:A:210:ARG:HG3	1:A:210:ARG:HH11	1.55	0.71
1:B:209:TYR:HB3	1:B:216:MET:HE1	1.73	0.71
1:A:382:ARG:HB2	1:A:386:ARG:HD2	1.71	0.71
1:B:263:TYR:OH	1:B:274:LYS:HE3	1.91	0.71
1:A:249:MET:CE	1:A:352:CYS:HB3	2.20	0.70
1:A:350:GLU:OE2	1:B:332:MET:HG2	1.90	0.70
1:B:435:LYS:HD2	1:B:436:TRP:CZ3	2.27	0.70
1:B:276:VAL:HG21	1:B:344:THR:HG21	1.71	0.70
1:B:379:GLU:HG3	1:B:380:LYS:H	1.56	0.70
1:A:558:VAL:O	1:A:561:THR:HG22	1.92	0.69
1:B:249:MET:CE	1:B:352:CYS:HB3	2.22	0.69
1:B:247:GLN:HB2	1:B:289:ARG:HB2	1.72	0.69
1:B:558:VAL:O	1:B:561:THR:HG22	1.93	0.69
1:A:379:GLU:HG3	1:A:380:LYS:H	1.58	0.69
1:B:93:ASN:H	1:B:94:PRO:HD3	1.57	0.69
1:B:134:PHE:CE1	1:B:176:LEU:HA	2.28	0.69
1:B:187:ARG:HD2	1:B:226:GLN:OE1	1.93	0.68
1:A:375:ASP:HA	1:A:479:ARG:NH1	2.08	0.68
1:B:564:ASN:HB3	1:B:566:TRP:HD1	1.59	0.68
1:B:210:ARG:HG3	1:B:210:ARG:HH11	1.59	0.68
1:A:62:ARG:HD3	1:A:62:ARG:N	2.08	0.67
1:A:187:ARG:HD2	1:A:226:GLN:OE1	1.95	0.67
1:A:279:ASP:OD2	1:A:281:LYS:HE2	1.95	0.67
1:B:62:ARG:N	1:B:62:ARG:HD3	2.09	0.67
1:A:356:TYR:HA	1:A:360:VAL:HB	1.75	0.67
1:A:577:THR:CG2	1:A:580:GLY:H	2.07	0.67

*Continued on next page...*

*Continued from previous page...*

Atom-1	Atom-2	Interatomic distance (Å)	Clash overlap (Å)
1:A:339:LEU:HD11	1:B:304:LEU:HD21	1.77	0.67
1:A:564:ASN:HB3	1:A:566:TRP:HD1	1.58	0.67
1:A:386:ARG:O	1:A:388:ILE:N	2.28	0.66
1:A:441:MET:CE	1:A:444:LEU:HD22	2.25	0.66
1:B:379:GLU:HG3	1:B:380:LYS:N	2.11	0.66
1:B:279:ASP:OD2	1:B:281:LYS:HE2	1.96	0.66
1:B:356:TYR:HA	1:B:360:VAL:HB	1.76	0.66
1:A:448:ILE:HG13	1:A:449:ILE:H	1.61	0.66
1:B:386:ARG:O	1:B:388:ILE:N	2.29	0.66
1:B:561:THR:C	1:B:563:LYS:H	2.00	0.66
1:A:132:ILE:HG22	1:A:132:ILE:O	1.97	0.65
1:A:232:ARG:O	1:A:232:ARG:HD3	1.96	0.65
1:B:546:GLY:HA3	1:B:576:LEU:HG	1.79	0.65
1:B:311:LYS:HG3	1:B:335:TYR:CE1	2.31	0.65
1:B:372:MET:HE1	1:B:480:TRP:HB2	1.78	0.65
1:A:441:MET:HE1	1:A:444:LEU:HD22	1.77	0.65
1:B:441:MET:CE	1:B:444:LEU:HD22	2.27	0.65
1:B:561:THR:HG23	1:B:562:ALA:N	2.11	0.65
1:B:163:ILE:H	1:B:163:ILE:CD1	2.09	0.65
1:B:577:THR:CG2	1:B:580:GLY:H	2.07	0.64
1:A:307:PHE:CE2	1:A:338:GLU:HG3	2.32	0.64
1:A:546:GLY:HA3	1:A:576:LEU:HG	1.79	0.64
1:B:441:MET:HE1	1:B:444:LEU:HD22	1.79	0.64
1:B:330:LYS:HA	1:B:330:LYS:HZ1	1.61	0.64
1:A:84:LEU:HD11	1:A:101:ILE:CD1	2.28	0.64
1:A:384:HIS:O	1:A:385:MET:HG2	1.98	0.64
1:B:112:PHE:HE1	1:B:127:LEU:HD21	1.62	0.64
1:B:81:VAL:HG21	1:B:111:LEU:HD13	1.80	0.64
1:B:22:ASN:O	1:B:24:GLU:HB2	1.98	0.63
1:A:62:ARG:HD3	1:A:62:ARG:H	1.64	0.63
1:A:249:MET:CE	1:A:293:ILE:HD12	2.28	0.63
1:A:209:TYR:HB3	1:A:216:MET:CE	2.28	0.63
1:A:561:THR:HG23	1:A:562:ALA:N	2.14	0.63
1:A:379:GLU:HG3	1:A:380:LYS:N	2.12	0.63
1:B:209:TYR:HB3	1:B:216:MET:CE	2.28	0.63
1:A:372:MET:HE1	1:A:480:TRP:HB2	1.79	0.63
1:B:84:LEU:HD11	1:B:101:ILE:CD1	2.29	0.63
1:A:308:ALA:HB1	1:B:305:LYS:CB	2.29	0.63
1:B:307:PHE:CE2	1:B:338:GLU:HG3	2.33	0.62
1:B:561:THR:HG23	1:B:562:ALA:H	1.64	0.62
1:A:564:ASN:HB3	1:A:566:TRP:CD1	2.34	0.62

*Continued on next page...*

*Continued from previous page...*

Atom-1	Atom-2	Interatomic distance (Å)	Clash overlap (Å)
1:B:366:VAL:HG21	1:B:391:ILE:HG13	1.81	0.62
1:B:380:LYS:O	1:B:381:ILE:HG12	1.99	0.62
1:A:202:VAL:HG21	1:A:229:ILE:HD11	1.81	0.62
1:A:93:ASN:N	1:A:94:PRO:CD	2.62	0.62
1:A:312:ARG:HE	1:B:305:LYS:HD2	1.64	0.62
1:A:112:PHE:HE1	1:A:127:LEU:HD21	1.64	0.62
1:B:22:ASN:O	1:B:24:GLU:N	2.32	0.62
1:A:81:VAL:HG21	1:A:111:LEU:HD13	1.79	0.62
1:A:163:ILE:H	1:A:163:ILE:CD1	2.09	0.62
1:B:202:VAL:HG21	1:B:229:ILE:HD11	1.80	0.62
1:A:22:ASN:O	1:A:24:GLU:HB2	2.00	0.62
1:B:232:ARG:O	1:B:232:ARG:HD3	1.98	0.62
1:B:448:ILE:HG13	1:B:449:ILE:H	1.64	0.62
1:B:564:ASN:HB3	1:B:566:TRP:CD1	2.34	0.61
1:A:22:ASN:O	1:A:24:GLU:N	2.33	0.61
1:A:375:ASP:O	1:A:377:ASP:N	2.34	0.61
1:B:152:VAL:HG21	1:B:165:ASN:ND2	2.15	0.61
1:B:201:LEU:H	1:B:201:LEU:CD2	2.13	0.61
1:A:33:LEU:HD22	1:A:33:LEU:H	1.66	0.61
1:A:64:PRO:O	1:A:65:LEU:HD23	2.01	0.61
1:A:561:THR:C	1:A:563:LYS:H	2.03	0.61
1:B:33:LEU:H	1:B:33:LEU:HD22	1.65	0.61
1:B:62:ARG:HD3	1:B:62:ARG:H	1.65	0.61
1:B:168:ARG:HG3	1:B:168:ARG:HH11	1.66	0.61
1:B:375:ASP:O	1:B:377:ASP:N	2.33	0.61
1:A:249:MET:HE3	1:A:352:CYS:HB3	1.82	0.61
1:A:201:LEU:H	1:A:201:LEU:CD2	2.14	0.60
1:B:384:HIS:O	1:B:385:MET:HG2	2.01	0.60
1:A:210:ARG:HG3	1:A:210:ARG:NH1	2.15	0.60
1:A:382:ARG:CB	1:A:386:ARG:HD2	2.31	0.60
1:A:380:LYS:O	1:A:381:ILE:HG12	2.02	0.60
1:B:263:TYR:CE2	1:B:344:THR:HG22	2.37	0.60
1:A:564:ASN:O	1:A:565:ASN:HB3	2.01	0.60
1:A:563:LYS:C	1:A:565:ASN:H	2.05	0.60
1:A:343:SER:OG	1:B:339:LEU:HD23	2.02	0.60
1:B:563:LYS:C	1:B:565:ASN:H	2.05	0.60
1:A:152:VAL:HG21	1:A:165:ASN:ND2	2.17	0.60
1:A:307:PHE:HE2	1:A:338:GLU:HG3	1.65	0.60
1:A:347:HIS:CD2	1:B:336:GLN:NE2	2.70	0.60
1:A:435:LYS:HD2	1:A:436:TRP:CE3	2.35	0.59
1:B:382:ARG:CB	1:B:386:ARG:HD2	2.31	0.59

*Continued on next page...*

*Continued from previous page...*

Atom-1	Atom-2	Interatomic distance (Å)	Clash overlap (Å)
1:B:564:ASN:O	1:B:565:ASN:HB3	2.02	0.59
1:A:347:HIS:HD2	1:B:336:GLN:NE2	2.00	0.59
1:B:261:TYR:CD2	1:B:348:LEU:HD13	2.37	0.59
1:A:62:ARG:NH2	1:A:87:ASP:OD2	2.35	0.59
1:A:368:GLN:NE2	1:A:479:ARG:HB2	2.17	0.59
1:A:329:LEU:HD13	1:B:353:MET:HB2	1.85	0.59
1:A:384:HIS:O	1:A:385:MET:CG	2.51	0.59
1:B:35:MET:HE3	1:B:35:MET:O	2.02	0.59
1:B:307:PHE:HE2	1:B:338:GLU:HG3	1.67	0.59
1:A:362:LYS:NZ	1:A:396:LYS:HD2	2.18	0.59
1:B:362:LYS:NZ	1:B:396:LYS:HD2	2.17	0.58
1:A:263:TYR:CE2	1:A:344:THR:HG22	2.37	0.58
1:B:467:LYS:HE3	1:B:469:ARG:NH1	2.18	0.58
1:B:421:LEU:O	1:B:425:VAL:HG23	2.03	0.58
1:A:35:MET:HE3	1:A:35:MET:O	2.02	0.58
1:A:366:VAL:HG21	1:A:391:ILE:HG13	1.85	0.58
1:A:561:THR:HG23	1:A:562:ALA:H	1.66	0.58
1:A:163:ILE:HD12	1:A:163:ILE:N	2.13	0.58
1:A:330:LYS:O	1:A:333:PRO:HD2	2.04	0.58
1:B:163:ILE:HD12	1:B:163:ILE:N	2.13	0.58
1:B:30:VAL:O	1:B:57:ASP:HA	2.04	0.58
1:A:357:GLN:HE21	1:B:325:LEU:CD2	2.16	0.58
1:B:62:ARG:NH2	1:B:87:ASP:OD2	2.37	0.58
1:A:209:TYR:HB3	1:A:216:MET:HE1	1.85	0.57
1:B:464:HIS:CD2	1:B:465:ASN:HD21	2.22	0.57
1:A:311:LYS:HG3	1:A:335:TYR:CE1	2.34	0.57
1:A:103:PHE:O	1:A:129:GLU:HA	2.04	0.57
1:B:64:PRO:O	1:B:65:LEU:HD23	2.03	0.57
1:A:473:HIS:ND1	1:A:479:ARG:HG2	2.19	0.57
1:A:483:TYR:O	1:A:486:ASP:HB2	2.05	0.57
1:B:61:ARG:HH21	1:B:95:GLN:HE22	1.52	0.57
1:B:210:ARG:HG3	1:B:210:ARG:NH1	2.17	0.57
1:B:464:HIS:CD2	1:B:465:ASN:ND2	2.73	0.57
1:B:403:ILE:HG23	1:B:438:ILE:CD1	2.34	0.57
1:B:103:PHE:O	1:B:129:GLU:HA	2.05	0.57
1:A:421:LEU:O	1:A:425:VAL:HG23	2.05	0.57
1:A:403:ILE:HG23	1:A:438:ILE:CD1	2.33	0.57
1:B:202:VAL:O	1:B:206:LEU:HG	2.05	0.57
1:A:328:MET:C	1:A:330:LYS:H	2.08	0.56
1:B:368:GLN:NE2	1:B:479:ARG:HB2	2.20	0.56
1:B:435:LYS:HD2	1:B:436:TRP:CE3	2.39	0.56

*Continued on next page...*

*Continued from previous page...*

Atom-1	Atom-2	Interatomic distance (Å)	Clash overlap (Å)
1:A:82:LYS:HA	1:A:85:MET:HE2	1.85	0.56
1:B:330:LYS:O	1:B:333:PRO:HD2	2.05	0.56
1:B:483:TYR:O	1:B:486:ASP:HB2	2.05	0.56
1:A:249:MET:SD	1:A:293:ILE:HD12	2.46	0.56
1:A:346:LEU:HD11	1:B:335:TYR:CE2	2.39	0.56
1:A:357:GLN:NE2	1:B:325:LEU:HD23	2.20	0.56
1:A:444:LEU:N	1:A:444:LEU:HD12	2.20	0.56
1:A:464:HIS:CD2	1:A:465:ASN:ND2	2.74	0.56
1:B:93:ASN:N	1:B:94:PRO:CD	2.64	0.56
1:A:261:TYR:CD2	1:A:348:LEU:HD13	2.41	0.56
1:A:90:ASN:OD1	1:A:91:PRO:O	2.23	0.56
1:B:90:ASN:OD1	1:B:91:PRO:O	2.24	0.56
1:A:36:ARG:HD3	1:A:135:LEU:HD11	1.88	0.56
1:A:61:ARG:NH2	1:A:95:GLN:HE22	2.03	0.56
1:B:330:LYS:HA	1:B:330:LYS:HZ2	1.71	0.56
1:B:439:ASN:HA	1:B:448:ILE:HD11	1.87	0.56
1:A:168:ARG:HG3	1:A:168:ARG:HH11	1.70	0.56
1:B:4:LYS:NZ	1:B:280:GLU:HG3	2.21	0.56
1:B:241:LEU:HD12	1:B:408:LEU:HD11	1.88	0.56
1:A:464:HIS:CD2	1:A:465:ASN:HD21	2.24	0.55
1:A:547:ILE:HG23	1:A:572:SER:HB2	1.88	0.55
1:B:367:GLU:HG2	1:B:408:LEU:HD12	1.88	0.55
1:A:394:ASP:CG	1:A:397:ILE:HG12	2.26	0.55
1:B:384:HIS:O	1:B:385:MET:CG	2.54	0.55
1:A:257:GLU:O	1:A:260:VAL:HG12	2.07	0.55
1:A:339:LEU:HD11	1:B:304:LEU:CD2	2.36	0.55
1:B:249:MET:HE3	1:B:352:CYS:HB3	1.89	0.55
1:B:61:ARG:NH2	1:B:95:GLN:HE22	2.05	0.55
1:B:451:ASP:C	1:B:453:GLY:H	2.10	0.55
1:B:473:HIS:ND1	1:B:479:ARG:HG2	2.21	0.55
1:A:61:ARG:HH21	1:A:95:GLN:HE22	1.52	0.55
1:B:368:GLN:NE2	1:B:479:ARG:H	2.05	0.55
1:B:328:MET:C	1:B:330:LYS:H	2.08	0.55
1:A:247:GLN:HG3	1:A:285:TRP:HZ2	1.72	0.55
1:A:238:SER:N	1:A:239:PRO:HD2	2.22	0.54
1:A:467:LYS:HE3	1:A:469:ARG:NH1	2.22	0.54
1:B:263:TYR:CZ	1:B:344:THR:HG22	2.42	0.54
1:A:105:GLU:OE1	1:A:168:ARG:NH2	2.41	0.54
1:A:382:ARG:HG3	1:A:382:ARG:HH11	1.73	0.54
1:B:385:MET:O	1:B:389:VAL:HG23	2.07	0.54
1:A:451:ASP:C	1:A:453:GLY:H	2.10	0.54

*Continued on next page...*

*Continued from previous page...*

Atom-1	Atom-2	Interatomic distance (Å)	Clash overlap (Å)
1:B:444:LEU:HD12	1:B:444:LEU:N	2.22	0.54
1:A:95:GLN:O	1:A:96:TYR:HB2	2.07	0.54
1:A:296:VAL:O	1:A:300:VAL:HG23	2.07	0.54
1:B:433:GLU:CD	1:B:433:GLU:N	2.58	0.54
1:A:263:TYR:CZ	1:A:344:THR:HG22	2.43	0.54
1:A:385:MET:O	1:A:389:VAL:HG23	2.08	0.54
1:B:370:LEU:HD11	1:B:388:ILE:HD11	1.90	0.54
1:A:279:ASP:OD1	1:A:280:GLU:N	2.41	0.53
1:B:95:GLN:O	1:B:96:TYR:HB2	2.09	0.53
1:A:439:ASN:HA	1:A:448:ILE:HD11	1.89	0.53
1:B:203:GLN:O	1:B:206:LEU:HD12	2.07	0.53
1:B:279:ASP:OD1	1:B:280:GLU:N	2.42	0.53
1:A:249:MET:HE1	1:A:293:ILE:HG21	1.91	0.53
1:A:201:LEU:HD22	1:A:201:LEU:N	2.22	0.53
1:A:202:VAL:O	1:A:206:LEU:HG	2.09	0.53
1:B:382:ARG:HG3	1:B:382:ARG:HH11	1.73	0.53
1:B:462:HIS:HB3	1:B:464:HIS:CE1	2.43	0.53
1:A:84:LEU:HD11	1:A:101:ILE:HD13	1.90	0.53
1:A:332:MET:HB3	1:A:333:PRO:HD3	1.91	0.53
1:B:249:MET:CE	1:B:293:ILE:HD12	2.38	0.53
1:A:368:GLN:NE2	1:A:479:ARG:H	2.06	0.53
1:A:451:ASP:O	1:A:453:GLY:N	2.42	0.53
1:B:4:LYS:HZ3	1:B:280:GLU:HG3	1.73	0.53
1:B:394:ASP:CG	1:B:397:ILE:HG12	2.29	0.53
1:B:451:ASP:O	1:B:453:GLY:N	2.42	0.53
1:A:456:LYS:HD3	1:A:457:ILE:N	2.24	0.53
1:B:82:LYS:HA	1:B:85:MET:HE2	1.90	0.53
1:A:440:ASP:C	1:A:442:GLN:N	2.61	0.53
1:B:134:PHE:HE1	1:B:176:LEU:HA	1.71	0.53
1:A:347:HIS:CD2	1:B:336:GLN:HE21	2.26	0.53
1:A:95:GLN:O	1:A:96:TYR:CB	2.57	0.52
1:B:95:GLN:O	1:B:96:TYR:CB	2.57	0.52
1:A:433:GLU:CD	1:A:433:GLU:N	2.62	0.52
1:B:416:ILE:C	1:B:450:GLN:HB2	2.29	0.52
1:A:36:ARG:HD3	1:A:135:LEU:CD1	2.39	0.52
1:B:249:MET:SD	1:B:293:ILE:HD12	2.50	0.52
1:B:456:LYS:HD3	1:B:457:ILE:N	2.24	0.52
1:A:416:ILE:C	1:A:450:GLN:HB2	2.30	0.52
1:B:447:PRO:HG3	1:B:457:ILE:HB	1.91	0.52
1:A:30:VAL:O	1:A:57:ASP:HA	2.10	0.52
1:A:304:LEU:O	1:A:307:PHE:HB3	2.10	0.52

*Continued on next page...*

*Continued from previous page...*

Atom-1	Atom-2	Interatomic distance (Å)	Clash overlap (Å)
1:B:249:MET:HE2	1:B:352:CYS:HB3	1.90	0.52
1:B:242:HIS:ND1	1:B:404:ARG:NH1	2.58	0.52
1:B:332:MET:HB3	1:B:333:PRO:HD3	1.92	0.52
1:A:76:PRO:HG2	1:A:105:GLU:O	2.09	0.52
1:A:232:ARG:NH2	1:A:551:GLU:OE1	2.43	0.52
1:A:447:PRO:HG3	1:A:457:ILE:HB	1.92	0.52
1:B:84:LEU:HD11	1:B:101:ILE:HD11	1.92	0.52
1:B:201:LEU:HD22	1:B:201:LEU:N	2.22	0.52
1:B:46:GLU:O	1:B:50:GLU:HG2	2.10	0.51
1:A:203:GLN:O	1:A:206:LEU:HD12	2.10	0.51
1:A:416:ILE:HG13	1:A:420:ASN:HB2	1.93	0.51
1:A:84:LEU:HD11	1:A:101:ILE:HD11	1.93	0.51
1:A:247:GLN:HG3	1:A:285:TRP:CZ2	2.44	0.51
1:B:561:THR:C	1:B:563:LYS:N	2.63	0.51
1:A:198:PHE:CD1	1:A:229:ILE:HD13	2.45	0.51
1:B:54:LEU:CD2	1:B:55:VAL:N	2.69	0.51
1:B:198:PHE:CD1	1:B:229:ILE:HD13	2.44	0.51
1:A:33:LEU:O	1:A:36:ARG:HB2	2.11	0.51
1:B:297:SER:OG	1:B:353:MET:HE1	2.11	0.51
1:B:421:LEU:HD13	1:B:421:LEU:C	2.31	0.51
1:B:7:VAL:HB	1:B:41:CYS:SG	2.51	0.51
1:B:547:ILE:HG23	1:B:572:SER:HB2	1.91	0.51
1:A:241:LEU:HD12	1:A:408:LEU:HD11	1.92	0.51
1:B:123:PHE:HD1	1:B:123:PHE:H	1.58	0.51
1:B:247:GLN:HG3	1:B:285:TRP:HZ2	1.74	0.51
1:B:380:LYS:O	1:B:381:ILE:CG2	2.56	0.51
1:A:462:HIS:HB3	1:A:464:HIS:CE1	2.45	0.51
1:B:26:LYS:HD3	1:B:69:GLU:HB2	1.92	0.51
1:A:11:ILE:HD11	1:A:37:MET:HE1	1.93	0.51
1:B:238:SER:N	1:B:239:PRO:HD2	2.25	0.51
1:B:263:TYR:OH	1:B:344:THR:HG22	2.10	0.51
1:A:362:LYS:HZ2	1:A:396:LYS:HD2	1.76	0.51
1:A:372:MET:CE	1:A:480:TRP:HB2	2.40	0.51
1:B:289:ARG:HG2	1:B:290:HIS:N	2.25	0.51
1:B:304:LEU:O	1:B:307:PHE:HB3	2.10	0.51
1:B:440:ASP:C	1:B:442:GLN:N	2.64	0.51
1:A:46:GLU:O	1:A:50:GLU:HG2	2.11	0.50
1:A:379:GLU:CG	1:A:380:LYS:H	2.19	0.50
1:B:437:ILE:HD11	1:B:586:ARG:HD2	1.93	0.50
1:A:54:LEU:CD2	1:A:55:VAL:N	2.73	0.50
1:A:123:PHE:CD1	1:A:123:PHE:N	2.78	0.50

*Continued on next page...*



*Continued from previous page...*

Atom-1	Atom-2	Interatomic distance (Å)	Clash overlap (Å)
1:A:335:TYR:CE2	1:B:346:LEU:HD11	2.46	0.50
1:A:436:TRP:CE3	1:A:436:TRP:HA	2.46	0.50
1:B:84:LEU:HD11	1:B:101:ILE:HD13	1.93	0.50
1:B:89:GLN:HE21	1:B:89:GLN:CA	2.04	0.50
1:A:370:LEU:HD11	1:A:388:ILE:HD11	1.93	0.50
1:B:372:MET:CE	1:B:480:TRP:HB2	2.40	0.50
1:B:559:THR:HG23	1:B:567:GLU:HA	1.93	0.50
1:A:237:ILE:C	1:A:239:PRO:HD2	2.32	0.50
1:A:263:TYR:OH	1:A:344:THR:HG22	2.12	0.50
1:B:123:PHE:CD1	1:B:123:PHE:N	2.78	0.50
1:B:379:GLU:CG	1:B:380:LYS:H	2.17	0.50
1:B:380:LYS:C	1:B:381:ILE:HG12	2.31	0.50
1:A:74:ILE:HD12	1:A:80:SER:HB3	1.94	0.50
1:A:176:LEU:C	1:A:176:LEU:HD13	2.30	0.50
1:A:437:ILE:HD11	1:A:586:ARG:HD2	1.93	0.50
1:A:363:LEU:HD23	1:A:391:ILE:HD12	1.94	0.50
1:B:168:ARG:HG3	1:B:168:ARG:NH1	2.27	0.50
1:B:232:ARG:NH2	1:B:551:GLU:OE1	2.45	0.50
1:B:257:GLU:O	1:B:260:VAL:HG12	2.11	0.50
1:A:56:GLU:OE1	1:A:62:ARG:HG3	2.12	0.49
1:A:289:ARG:HG2	1:A:290:HIS:N	2.25	0.49
1:A:310:GLU:O	1:A:311:LYS:HD2	2.12	0.49
1:B:22:ASN:O	1:B:23:ALA:C	2.50	0.49
1:B:142:PHE:CE1	1:B:571:GLY:HA3	2.46	0.49
1:B:386:ARG:HG2	1:B:387:ASN:N	2.27	0.49
1:B:416:ILE:HG13	1:B:420:ASN:HB2	1.92	0.49
1:B:436:TRP:CE3	1:B:436:TRP:HA	2.47	0.49
1:B:176:LEU:HD13	1:B:176:LEU:C	2.32	0.49
1:A:30:VAL:HG21	1:A:35:MET:SD	2.52	0.49
1:A:82:LYS:HA	1:A:85:MET:CE	2.42	0.49
1:A:380:LYS:C	1:A:381:ILE:HG12	2.33	0.49
1:B:310:GLU:O	1:B:311:LYS:HD2	2.12	0.49
1:B:540:ILE:CD1	1:B:569:ILE:HB	2.38	0.49
1:A:135:LEU:HD23	1:A:136:PRO:N	2.28	0.49
1:A:163:ILE:HB	1:A:164:PRO:HD3	1.94	0.49
1:A:386:ARG:HG2	1:A:387:ASN:N	2.28	0.49
1:B:375:ASP:HA	1:B:479:ARG:HH12	1.77	0.49
1:B:375:ASP:CG	1:B:376:ALA:N	2.65	0.49
1:A:22:ASN:O	1:A:23:ALA:C	2.51	0.49
1:A:561:THR:C	1:A:563:LYS:N	2.66	0.49
1:A:142:PHE:CE1	1:A:571:GLY:HA3	2.47	0.49

*Continued on next page...*



*Continued from previous page...*

Atom-1	Atom-2	Interatomic distance (Å)	Clash overlap (Å)
1:B:163:ILE:HB	1:B:164:PRO:HD3	1.94	0.49
1:A:440:ASP:O	1:A:442:GLN:N	2.45	0.49
1:A:287:GLU:O	1:A:287:GLU:HG2	2.14	0.48
1:B:222:LYS:O	1:B:223:ASP:HB3	2.13	0.48
1:B:249:MET:HE1	1:B:293:ILE:HG21	1.94	0.48
1:B:497:ASP:OD2	1:B:500:HIS:HB2	2.12	0.48
1:A:488:MET:O	1:A:492:VAL:HG23	2.13	0.48
1:B:389:VAL:HB	1:B:390:PRO:HD3	1.96	0.48
1:A:123:PHE:HD1	1:A:123:PHE:H	1.58	0.48
1:A:357:GLN:HE21	1:B:325:LEU:HD23	1.78	0.48
1:A:389:VAL:HB	1:A:390:PRO:HD3	1.96	0.48
1:A:421:LEU:C	1:A:421:LEU:HD13	2.34	0.48
1:B:30:VAL:HG21	1:B:35:MET:SD	2.53	0.48
1:B:141:ILE:HA	1:B:570:LEU:O	2.14	0.48
1:A:375:ASP:CG	1:A:376:ALA:N	2.66	0.48
1:A:367:GLU:HG2	1:A:408:LEU:HD12	1.95	0.48
1:B:368:GLN:HE21	1:B:479:ARG:HB2	1.77	0.48
1:B:403:ILE:HG23	1:B:438:ILE:HD11	1.95	0.48
1:A:368:GLN:HE21	1:A:479:ARG:HB2	1.78	0.48
1:A:559:THR:HG23	1:A:567:GLU:HA	1.95	0.48
1:B:383:ASP:O	1:B:384:HIS:HB2	2.14	0.48
1:B:436:TRP:HA	1:B:436:TRP:HE3	1.79	0.48
1:B:561:THR:O	1:B:563:LYS:HG3	2.13	0.48
1:A:369:ASP:CG	1:A:375:ASP:HB2	2.34	0.48
1:A:564:ASN:O	1:A:565:ASN:CB	2.61	0.48
1:B:171:GLU:HA	1:B:205:LYS:HG2	1.95	0.48
1:A:436:TRP:HA	1:A:436:TRP:HE3	1.79	0.48
1:B:536:GLY:HA3	1:B:537:PRO:C	2.34	0.48
1:B:134:PHE:C	1:B:134:PHE:CD2	2.87	0.48
1:B:344:THR:O	1:B:348:LEU:N	2.47	0.48
1:B:363:LEU:HD23	1:B:391:ILE:HD12	1.96	0.48
1:B:228:LEU:HD23	1:B:229:ILE:N	2.29	0.47
1:A:242:HIS:CE1	1:A:404:ARG:CZ	2.96	0.47
1:B:26:LYS:HG2	1:B:69:GLU:HB2	1.96	0.47
1:A:367:GLU:HG3	1:A:405:ILE:CD1	2.45	0.47
1:A:403:ILE:HG23	1:A:438:ILE:HD11	1.96	0.47
1:B:564:ASN:O	1:B:565:ASN:CB	2.62	0.47
1:A:3:LEU:HD11	1:A:134:PHE:CZ	2.49	0.47
1:A:171:GLU:HA	1:A:205:LYS:HG2	1.95	0.47
1:A:344:THR:O	1:A:348:LEU:N	2.45	0.47
1:B:33:LEU:HD12	1:B:135:LEU:HD11	1.97	0.47

*Continued on next page...*

*Continued from previous page...*

Atom-1	Atom-2	Interatomic distance (Å)	Clash overlap (Å)
1:B:484:MET:O	1:B:488:MET:HG3	2.13	0.47
1:A:484:MET:O	1:A:488:MET:HG3	2.14	0.47
1:B:369:ASP:CG	1:B:375:ASP:HB2	2.35	0.47
1:B:425:VAL:HG11	1:B:435:LYS:HG2	1.96	0.47
1:A:222:LYS:O	1:A:223:ASP:HB3	2.15	0.47
1:A:232:ARG:HH22	1:A:551:GLU:CD	2.17	0.47
1:A:249:MET:HE2	1:A:352:CYS:HB3	1.94	0.47
1:A:380:LYS:HB2	1:A:381:ILE:H	1.56	0.47
1:A:403:ILE:HG23	1:A:438:ILE:HD13	1.96	0.47
1:A:561:THR:CG2	1:A:562:ALA:H	2.26	0.47
1:A:588:ILE:HD12	1:A:588:ILE:C	2.35	0.47
1:B:11:ILE:HD11	1:B:37:MET:HE1	1.97	0.47
1:B:56:GLU:OE1	1:B:62:ARG:HG3	2.15	0.47
1:B:383:ASP:OD1	1:B:413:LYS:NZ	2.47	0.47
1:A:26:LYS:HD3	1:A:69:GLU:HB2	1.96	0.47
1:B:27:VAL:HG11	1:B:65:LEU:HD12	1.97	0.47
1:B:285:TRP:O	1:B:289:ARG:HD2	2.14	0.47
1:B:586:ARG:HH11	1:B:586:ARG:HG2	1.80	0.47
1:A:152:VAL:HG11	1:A:165:ASN:HD22	1.80	0.47
1:B:82:LYS:HA	1:B:85:MET:CE	2.45	0.47
1:A:263:TYR:CZ	1:A:274:LYS:HG2	2.50	0.46
1:B:76:PRO:HG2	1:B:105:GLU:O	2.15	0.46
1:A:135:LEU:HD23	1:A:135:LEU:C	2.35	0.46
1:A:346:LEU:HD11	1:B:335:TYR:HE2	1.81	0.46
1:B:39:SER:HB2	1:B:281:LYS:NZ	2.30	0.46
1:B:287:GLU:O	1:B:287:GLU:HG2	2.15	0.46
1:A:279:ASP:HB3	1:A:281:LYS:HG2	1.98	0.46
1:A:383:ASP:O	1:A:384:HIS:HB2	2.15	0.46
1:B:92:ASP:O	1:B:93:ASN:HB2	2.15	0.46
1:B:247:GLN:HG3	1:B:285:TRP:CZ2	2.49	0.46
1:A:81:VAL:O	1:A:85:MET:HG3	2.15	0.46
1:A:180:LEU:O	1:A:222:LYS:NZ	2.48	0.46
1:B:33:LEU:O	1:B:36:ARG:HB2	2.15	0.46
1:B:140:GLN:C	1:B:141:ILE:HD12	2.36	0.46
1:A:536:GLY:HA3	1:A:537:PRO:C	2.34	0.46
1:B:81:VAL:O	1:B:85:MET:HG3	2.16	0.46
1:A:7:VAL:HB	1:A:41:CYS:SG	2.56	0.46
1:A:425:VAL:HG11	1:A:435:LYS:HG2	1.98	0.46
1:B:74:ILE:HD12	1:B:80:SER:HB3	1.97	0.46
1:A:94:PRO:HG3	1:A:123:PHE:HE2	1.81	0.46
1:A:105:GLU:O	1:A:106:ALA:C	2.54	0.46

*Continued on next page...*

*Continued from previous page...*

Atom-1	Atom-2	Interatomic distance (Å)	Clash overlap (Å)
1:A:312:ARG:NH1	1:A:312:ARG:HB2	2.31	0.46
1:A:383:ASP:O	1:A:383:ASP:OD1	2.34	0.46
1:A:384:HIS:O	1:A:385:MET:SD	2.74	0.46
1:B:261:TYR:CE2	1:B:348:LEU:HD13	2.50	0.46
1:A:168:ARG:HG3	1:A:168:ARG:NH1	2.29	0.46
1:A:295:VAL:O	1:A:298:GLN:HB3	2.16	0.46
1:B:305:LYS:O	1:B:307:PHE:N	2.49	0.46
1:B:362:LYS:HZ2	1:B:396:LYS:HD2	1.80	0.46
1:B:388:ILE:O	1:B:392:LEU:HD13	2.16	0.46
1:B:588:ILE:C	1:B:588:ILE:HD12	2.36	0.46
1:A:440:ASP:C	1:A:442:GLN:H	2.18	0.46
1:A:577:THR:HG22	1:A:580:GLY:CA	2.46	0.46
1:B:232:ARG:HH22	1:B:551:GLU:CD	2.20	0.45
1:A:394:ASP:OD1	1:A:396:LYS:HB3	2.17	0.45
1:B:178:ALA:O	1:B:180:LEU:N	2.49	0.45
1:A:388:ILE:O	1:A:392:LEU:HD13	2.17	0.45
1:B:180:LEU:O	1:B:222:LYS:NZ	2.50	0.45
1:B:577:THR:HG22	1:B:580:GLY:CA	2.46	0.45
1:A:3:LEU:HD11	1:A:134:PHE:CE2	2.52	0.45
1:A:92:ASP:O	1:A:93:ASN:HB2	2.16	0.45
1:A:249:MET:SD	1:A:293:ILE:CD1	3.05	0.45
1:A:383:ASP:OD1	1:A:413:LYS:NZ	2.48	0.45
1:B:59:ASN:O	1:B:60:ARG:C	2.55	0.45
1:B:105:GLU:O	1:B:106:ALA:C	2.53	0.45
1:B:242:HIS:CE1	1:B:404:ARG:CZ	2.99	0.45
1:B:394:ASP:OD1	1:B:396:LYS:HB3	2.15	0.45
1:B:563:LYS:C	1:B:565:ASN:N	2.69	0.45
1:A:103:PHE:HB2	1:A:129:GLU:HB3	1.99	0.45
1:A:242:HIS:ND1	1:A:404:ARG:NH1	2.64	0.45
1:A:212:ASP:O	1:A:213:ASP:HB2	2.17	0.45
1:A:232:ARG:HD3	1:A:232:ARG:C	2.36	0.45
1:A:285:TRP:O	1:A:289:ARG:HD2	2.15	0.45
1:A:561:THR:O	1:A:563:LYS:HG3	2.16	0.45
1:A:573:THR:OG1	1:A:574:HIS:HD2	2.00	0.45
1:B:384:HIS:HA	1:B:409:TYR:OH	2.17	0.45
1:B:403:ILE:HG23	1:B:438:ILE:HD13	1.98	0.45
1:B:445:GLY:O	1:B:457:ILE:HG21	2.17	0.45
1:A:145:ASP:OD1	1:A:145:ASP:O	2.35	0.45
1:B:152:VAL:HG11	1:B:165:ASN:HD22	1.82	0.45
1:B:293:ILE:HD13	1:B:293:ILE:H	1.81	0.45
1:B:383:ASP:O	1:B:383:ASP:OD1	2.35	0.45

*Continued on next page...*

*Continued from previous page...*

Atom-1	Atom-2	Interatomic distance (Å)	Clash overlap (Å)
1:A:228:LEU:HD23	1:A:229:ILE:N	2.32	0.45
1:A:588:ILE:HG13	1:A:589:SER:N	2.31	0.45
1:B:279:ASP:HB3	1:B:281:LYS:HG2	1.99	0.45
1:B:299:ASN:N	1:B:299:ASN:HD22	2.14	0.45
1:B:588:ILE:HG13	1:B:589:SER:N	2.32	0.45
1:B:451:ASP:C	1:B:453:GLY:N	2.70	0.44
1:B:440:ASP:O	1:B:442:GLN:N	2.51	0.44
1:A:451:ASP:C	1:A:453:GLY:N	2.70	0.44
1:B:573:THR:OG1	1:B:574:HIS:HD2	2.00	0.44
1:A:380:LYS:O	1:A:381:ILE:CG2	2.58	0.44
1:A:384:HIS:HA	1:A:409:TYR:OH	2.17	0.44
1:A:563:LYS:C	1:A:565:ASN:N	2.69	0.44
1:B:7:VAL:HG13	1:B:37:MET:HE3	2.00	0.44
1:B:12:MET:O	1:B:17:LEU:HD23	2.18	0.44
1:B:312:ARG:NH1	1:B:312:ARG:HB2	2.33	0.44
1:A:7:VAL:HG13	1:A:37:MET:HE3	1.99	0.44
1:A:12:MET:O	1:A:17:LEU:HD23	2.18	0.44
1:A:375:ASP:O	1:A:378:GLY:N	2.51	0.44
1:B:11:ILE:O	1:B:15:VAL:HB	2.18	0.44
1:B:561:THR:CG2	1:B:562:ALA:H	2.24	0.44
1:A:279:ASP:CG	1:A:281:LYS:HE2	2.38	0.44
1:A:358:GLN:O	1:A:396:LYS:HD3	2.18	0.44
1:A:368:GLN:O	1:A:372:MET:HB2	2.18	0.44
1:B:343:SER:O	1:B:347:HIS:HB2	2.17	0.44
1:B:367:GLU:HG3	1:B:405:ILE:CD1	2.48	0.44
1:A:305:LYS:HB3	1:B:308:ALA:HB1	1.99	0.44
1:B:237:ILE:C	1:B:239:PRO:HD2	2.38	0.44
1:B:358:GLN:O	1:B:396:LYS:HD3	2.18	0.44
1:A:178:ALA:O	1:A:180:LEU:N	2.51	0.44
1:A:305:LYS:O	1:A:307:PHE:N	2.51	0.44
1:A:445:GLY:O	1:A:457:ILE:HG21	2.17	0.44
1:B:103:PHE:HB2	1:B:129:GLU:HB3	2.00	0.44
1:B:577:THR:O	1:B:578:PRO:C	2.55	0.44
1:A:493:GLU:OE1	1:A:495:LYS:HD3	2.18	0.43
1:A:577:THR:O	1:A:578:PRO:C	2.57	0.43
1:B:257:GLU:O	1:B:258:ASN:C	2.57	0.43
1:A:11:ILE:HD11	1:A:37:MET:CE	2.48	0.43
1:B:26:LYS:CD	1:B:69:GLU:HB2	2.49	0.43
1:A:59:ASN:O	1:A:60:ARG:C	2.57	0.43
1:A:63:GLU:HA	1:A:64:PRO:HD3	1.81	0.43
1:A:141:ILE:HA	1:A:570:LEU:O	2.18	0.43

*Continued on next page...*

*Continued from previous page...*

Atom-1	Atom-2	Interatomic distance (Å)	Clash overlap (Å)
1:A:257:GLU:O	1:A:258:ASN:C	2.56	0.43
1:B:212:ASP:O	1:B:213:ASP:HB2	2.18	0.43
1:B:296:VAL:O	1:B:300:VAL:HG23	2.18	0.43
1:A:335:TYR:CZ	1:B:301:THR:HG22	2.54	0.43
1:A:436:TRP:O	1:A:437:ILE:C	2.56	0.43
1:A:44:MET:O	1:A:45:HIS:C	2.57	0.43
1:B:488:MET:O	1:B:492:VAL:HG23	2.19	0.43
1:A:126:THR:HG22	1:A:127:LEU:N	2.34	0.43
1:B:372:MET:HB2	1:B:372:MET:HE2	1.81	0.43
1:A:140:GLN:C	1:A:141:ILE:HD12	2.39	0.43
1:A:261:TYR:CE2	1:A:348:LEU:HD13	2.53	0.43
1:B:304:LEU:HA	1:B:342:TYR:CE2	2.54	0.43
1:B:305:LYS:C	1:B:307:PHE:N	2.72	0.43
1:B:410:ILE:HD11	1:B:421:LEU:HD23	1.99	0.43
1:A:325:LEU:HD23	1:A:325:LEU:O	2.19	0.43
1:B:3:LEU:HA	1:B:180:LEU:HD21	2.01	0.43
1:B:296:VAL:O	1:B:297:SER:C	2.55	0.43
1:A:312:ARG:CB	1:A:312:ARG:HH11	2.32	0.42
1:B:305:LYS:O	1:B:308:ALA:N	2.52	0.42
1:B:561:THR:O	1:B:563:LYS:N	2.52	0.42
1:A:75:THR:OG1	1:A:77:THR:HG23	2.18	0.42
1:B:90:ASN:OD1	1:B:90:ASN:C	2.58	0.42
1:A:328:MET:C	1:A:330:LYS:N	2.72	0.42
1:A:343:SER:O	1:A:347:HIS:HB2	2.19	0.42
1:A:410:ILE:HD11	1:A:421:LEU:HD23	2.01	0.42
1:B:211:ALA:C	1:B:213:ASP:H	2.23	0.42
1:A:305:LYS:O	1:A:308:ALA:N	2.53	0.42
1:A:305:LYS:HE3	1:A:305:LYS:HB2	1.89	0.42
1:B:244:LEU:O	1:B:293:ILE:CD1	2.67	0.42
1:B:493:GLU:OE1	1:B:495:LYS:HD3	2.18	0.42
1:A:11:ILE:O	1:A:15:VAL:HB	2.19	0.42
1:A:141:ILE:HG12	1:A:552:MET:HG2	2.00	0.42
1:A:392:LEU:O	1:A:402:LYS:HE2	2.18	0.42
1:B:75:THR:HA	1:B:76:PRO:HD3	1.86	0.42
1:B:388:ILE:HG22	1:B:392:LEU:HD13	2.01	0.42
1:A:444:LEU:N	1:A:444:LEU:CD1	2.83	0.42
1:A:497:ASP:OD2	1:A:500:HIS:HB2	2.19	0.42
1:B:11:ILE:HD11	1:B:37:MET:CE	2.50	0.42
1:B:33:LEU:HD22	1:B:33:LEU:N	2.33	0.42
1:B:245:THR:HG21	1:B:553:ARG:HH21	1.85	0.42
1:B:384:HIS:O	1:B:385:MET:SD	2.77	0.42

*Continued on next page...*

*Continued from previous page...*

Atom-1	Atom-2	Interatomic distance (Å)	Clash overlap (Å)
1:A:27:VAL:HG11	1:A:65:LEU:HD12	2.00	0.42
1:B:65:LEU:N	1:B:66:PRO:HD3	2.33	0.42
1:B:383:ASP:O	1:B:384:HIS:CB	2.67	0.42
1:B:44:MET:O	1:B:45:HIS:C	2.56	0.42
1:B:145:ASP:OD1	1:B:145:ASP:O	2.36	0.42
1:B:279:ASP:CG	1:B:281:LYS:HE2	2.40	0.42
1:B:395:GLN:HA	1:B:395:GLN:OE1	2.20	0.42
1:B:440:ASP:C	1:B:442:GLN:H	2.23	0.42
1:A:21:LYS:NZ	1:A:21:LYS:HB3	2.35	0.42
1:A:89:GLN:HE21	1:A:89:GLN:CA	2.04	0.42
1:A:406:ILE:O	1:A:409:TYR:HB3	2.20	0.42
1:B:93:ASN:OD1	1:B:93:ASN:O	2.38	0.42
1:B:295:VAL:O	1:B:298:GLN:HB3	2.20	0.42
1:B:407:LEU:O	1:B:411:ILE:HG13	2.20	0.42
1:A:559:THR:O	1:A:563:LYS:HE3	2.20	0.41
1:A:6:ALA:HB1	1:A:179:THR:HG22	2.02	0.41
1:B:94:PRO:HG3	1:B:123:PHE:HE2	1.84	0.41
1:B:386:ARG:O	1:B:387:ASN:C	2.58	0.41
1:B:386:ARG:C	1:B:388:ILE:N	2.73	0.41
1:A:65:LEU:N	1:A:66:PRO:HD3	2.35	0.41
1:A:386:ARG:CG	1:A:387:ASN:N	2.83	0.41
1:A:257:GLU:O	1:A:260:VAL:CG1	2.68	0.41
1:A:293:ILE:H	1:A:293:ILE:HD13	1.85	0.41
1:A:370:LEU:HD13	1:A:409:TYR:HA	2.02	0.41
1:B:312:ARG:CB	1:B:312:ARG:HH11	2.33	0.41
1:B:386:ARG:CG	1:B:387:ASN:N	2.82	0.41
1:B:21:LYS:NZ	1:B:21:LYS:HB3	2.36	0.41
1:B:362:LYS:HZ1	1:B:396:LYS:HD2	1.86	0.41
1:B:393:LEU:O	1:B:394:ASP:C	2.59	0.41
1:B:561:THR:OG1	1:B:562:ALA:N	2.53	0.41
1:A:304:LEU:HA	1:A:342:TYR:CE2	2.56	0.41
1:A:436:TRP:HA	1:A:439:ASN:HD22	1.86	0.41
1:A:561:THR:OG1	1:A:562:ALA:N	2.53	0.41
1:B:263:TYR:CZ	1:B:274:LYS:HG2	2.55	0.41
1:B:327:GLN:CD	1:B:327:GLN:N	2.74	0.41
1:B:392:LEU:O	1:B:402:LYS:HE2	2.20	0.41
1:A:211:ALA:C	1:A:213:ASP:H	2.24	0.41
1:A:365:LYS:N	1:A:477:MET:HE3	2.36	0.41
1:A:372:MET:HB2	1:A:372:MET:HE2	1.82	0.41
1:A:386:ARG:C	1:A:388:ILE:N	2.73	0.41
1:B:360:VAL:O	1:B:361:ASP:C	2.58	0.41

*Continued on next page...*

Continued from previous page...

Atom-1	Atom-2	Interatomic distance (Å)	Clash overlap (Å)
1:B:559:THR:O	1:B:563:LYS:HE3	2.21	0.41
1:A:4:LYS:NZ	1:A:280:GLU:HG3	2.36	0.41
1:A:33:LEU:HD22	1:A:33:LEU:N	2.33	0.41
1:A:58:ILE:HG13	1:A:83:CYS:HB3	2.03	0.41
1:A:133:ALA:HB3	1:A:172:GLN:HA	2.02	0.41
1:A:171:GLU:CA	1:A:205:LYS:HG2	2.51	0.41
1:A:296:VAL:O	1:A:297:SER:C	2.58	0.41
1:A:357:GLN:NE2	1:B:325:LEU:CD2	2.81	0.41
1:B:63:GLU:HA	1:B:64:PRO:HD3	1.80	0.41
1:B:126:THR:HG22	1:B:127:LEU:N	2.35	0.41
1:B:163:ILE:N	1:B:164:PRO:CD	2.84	0.41
1:B:244:LEU:CA	1:B:293:ILE:HD11	2.51	0.41
1:B:274:LYS:HG3	1:B:275:GLU:N	2.36	0.41
1:B:325:LEU:HD23	1:B:325:LEU:O	2.21	0.41
1:B:492:VAL:HG13	1:B:566:TRP:CG	2.56	0.41
1:B:134:PHE:HE2	1:B:136:PRO:HG3	1.85	0.41
1:B:436:TRP:O	1:B:437:ILE:C	2.59	0.41
1:A:327:GLN:CD	1:A:327:GLN:N	2.75	0.40
1:A:383:ASP:O	1:A:384:HIS:CB	2.68	0.40
1:B:179:THR:O	1:B:179:THR:HG22	2.21	0.40
1:B:242:HIS:CE1	1:B:404:ARG:NH1	2.89	0.40
1:B:328:MET:C	1:B:330:LYS:N	2.72	0.40
1:A:93:ASN:OD1	1:A:93:ASN:O	2.38	0.40
1:A:484:MET:SD	1:A:488:MET:HE2	2.61	0.40
1:B:359:HIS:HB3	1:B:396:LYS:HD3	2.03	0.40
1:A:367:GLU:HG3	1:A:405:ILE:HD11	2.03	0.40
1:B:372:MET:C	1:B:374:THR:H	2.24	0.40
1:B:436:TRP:HA	1:B:439:ASN:HD22	1.86	0.40
1:B:492:VAL:C	1:B:494:ASP:H	2.24	0.40
1:A:26:LYS:HG2	1:A:69:GLU:HB2	2.02	0.40
1:A:305:LYS:C	1:A:307:PHE:N	2.74	0.40

There are no symmetry-related clashes.

## 5.3 Torsion angles [i](#)

### 5.3.1 Protein backbone [i](#)

In the following table, the Percentiles column shows the percent Ramachandran outliers of the chain as a percentile score with respect to all X-ray entries followed by that with respect to entries of similar resolution.



The Analysed column shows the number of residues for which the backbone conformation was analysed, and the total number of residues.

Mol	Chain	Analysed	Favoured	Allowed	Outliers	Percentiles	
1	A	535/591 (90%)	424 (79%)	85 (16%)	26 (5%)	2	17
1	B	535/591 (90%)	423 (79%)	83 (16%)	29 (5%)	2	14
All	All	1070/1182 (90%)	847 (79%)	168 (16%)	55 (5%)	2	15

All (55) Ramachandran outliers are listed below:

Mol	Chain	Res	Type
1	A	23	ALA
1	A	93	ASN
1	A	220	PRO
1	A	223	ASP
1	A	376	ALA
1	A	379	GLU
1	A	381	ILE
1	A	385	MET
1	A	387	ASN
1	A	450	GLN
1	B	23	ALA
1	B	93	ASN
1	B	220	PRO
1	B	223	ASP
1	B	376	ALA
1	B	379	GLU
1	B	381	ILE
1	B	385	MET
1	B	387	ASN
1	B	450	GLN
1	A	22	ASN
1	A	222	LYS
1	A	296	VAL
1	A	359	HIS
1	A	384	HIS
1	A	452	GLY
1	B	22	ASN
1	B	222	LYS
1	B	296	VAL
1	B	359	HIS
1	B	384	HIS
1	B	452	GLY
1	A	96	TYR

*Continued on next page...*



*Continued from previous page...*

Mol	Chain	Res	Type
1	A	219	GLY
1	B	219	GLY
1	B	386	ARG
1	A	179	THR
1	A	212	ASP
1	A	386	ARG
1	B	96	TYR
1	B	179	THR
1	B	212	ASP
1	B	562	ALA
1	A	394	ASP
1	A	562	ALA
1	B	32	GLN
1	B	298	GLN
1	B	306	GLN
1	A	388	ILE
1	B	394	ASP
1	B	388	ILE
1	A	213	ASP
1	A	91	PRO
1	B	91	PRO
1	B	213	ASP

### 5.3.2 Protein sidechains [i](#)

In the following table, the Percentiles column shows the percent sidechain outliers of the chain as a percentile score with respect to all X-ray entries followed by that with respect to entries of similar resolution.

The Analysed column shows the number of residues for which the sidechain conformation was analysed, and the total number of residues.

Mol	Chain	Analysed	Rotameric	Outliers	Percentiles	
1	A	485/523 (93%)	445 (92%)	40 (8%)	11	41
1	B	485/523 (93%)	443 (91%)	42 (9%)	10	37
All	All	970/1046 (93%)	888 (92%)	82 (8%)	10	38

All (82) residues with a non-rotameric sidechain are listed below:

Mol	Chain	Res	Type
1	A	5	THR

*Continued on next page...*

*Continued from previous page...*

<b>Mol</b>	<b>Chain</b>	<b>Res</b>	<b>Type</b>
1	A	25	TRP
1	A	42	CYS
1	A	60	ARG
1	A	62	ARG
1	A	84	LEU
1	A	89	GLN
1	A	111	LEU
1	A	115	LEU
1	A	129	GLU
1	A	140	GLN
1	A	153	TYR
1	A	193	ASP
1	A	206	LEU
1	A	220	PRO
1	A	228	LEU
1	A	232	ARG
1	A	241	LEU
1	A	246	PHE
1	A	289	ARG
1	A	293	ILE
1	A	330	LYS
1	A	332	MET
1	A	340	SER
1	A	345	HIS
1	A	354	LYS
1	A	358	GLN
1	A	359	HIS
1	A	375	ASP
1	A	380	LYS
1	A	382	ARG
1	A	384	HIS
1	A	395	GLN
1	A	436	TRP
1	A	497	ASP
1	A	504	LEU
1	A	544	VAL
1	A	577	THR
1	A	582	LEU
1	A	588	ILE
1	B	5	THR
1	B	25	TRP
1	B	42	CYS

*Continued on next page...*

*Continued from previous page...*

<b>Mol</b>	<b>Chain</b>	<b>Res</b>	<b>Type</b>
1	B	60	ARG
1	B	62	ARG
1	B	84	LEU
1	B	89	GLN
1	B	111	LEU
1	B	115	LEU
1	B	129	GLU
1	B	131	ASN
1	B	135	LEU
1	B	140	GLN
1	B	153	TYR
1	B	193	ASP
1	B	206	LEU
1	B	220	PRO
1	B	228	LEU
1	B	232	ARG
1	B	241	LEU
1	B	246	PHE
1	B	289	ARG
1	B	293	ILE
1	B	309	ASP
1	B	330	LYS
1	B	332	MET
1	B	345	HIS
1	B	354	LYS
1	B	358	GLN
1	B	359	HIS
1	B	375	ASP
1	B	380	LYS
1	B	382	ARG
1	B	384	HIS
1	B	395	GLN
1	B	436	TRP
1	B	497	ASP
1	B	504	LEU
1	B	544	VAL
1	B	577	THR
1	B	582	LEU
1	B	588	ILE

Sometimes sidechains can be flipped to improve hydrogen bonding and reduce clashes. All (38) such sidechains are listed below:

Mol	Chain	Res	Type
1	A	89	GLN
1	A	93	ASN
1	A	95	GLN
1	A	140	GLN
1	A	165	ASN
1	A	258	ASN
1	A	299	ASN
1	A	347	HIS
1	A	357	GLN
1	A	359	HIS
1	A	368	GLN
1	A	387	ASN
1	A	439	ASN
1	A	459	GLN
1	A	462	HIS
1	A	464	HIS
1	A	465	ASN
1	A	560	GLN
1	A	565	ASN
1	A	574	HIS
1	B	89	GLN
1	B	93	ASN
1	B	95	GLN
1	B	165	ASN
1	B	258	ASN
1	B	299	ASN
1	B	336	GLN
1	B	347	HIS
1	B	357	GLN
1	B	359	HIS
1	B	368	GLN
1	B	387	ASN
1	B	439	ASN
1	B	462	HIS
1	B	464	HIS
1	B	465	ASN
1	B	560	GLN
1	B	574	HIS

### 5.3.3 RNA [i](#)

There are no RNA molecules in this entry.

## 5.4 Non-standard residues in protein, DNA, RNA chains [i](#)

There are no non-standard protein/DNA/RNA residues in this entry.

## 5.5 Carbohydrates [i](#)

There are no monosaccharides in this entry.

## 5.6 Ligand geometry [i](#)

There are no ligands in this entry.

## 5.7 Other polymers [i](#)

There are no such residues in this entry.

## 5.8 Polymer linkage issues [i](#)

There are no chain breaks in this entry.

## 6 Fit of model and data

### 6.1 Protein, DNA and RNA chains

In the following table, the column labelled ‘#RSRZ > 2’ contains the number (and percentage) of RSRZ outliers, followed by percent RSRZ outliers for the chain as percentile scores relative to all X-ray entries and entries of similar resolution. The OWAB column contains the minimum, median, 95<sup>th</sup> percentile and maximum values of the occupancy-weighted average B-factor per residue. The column labelled ‘Q < 0.9’ lists the number of (and percentage) of residues with an average occupancy less than 0.9.

Mol	Chain	Analysed	<RSRZ>	#RSRZ>2	OWAB(Å <sup>2</sup> )	Q<0.9
1	A	543/591 (91%)	-0.13	20 (3%) 41 26	30, 63, 104, 131	1 (0%)
1	B	543/591 (91%)	-0.14	25 (4%) 32 20	28, 65, 105, 131	1 (0%)
All	All	1086/1182 (91%)	-0.13	45 (4%) 37 24	28, 64, 105, 131	2 (0%)

All (45) RSRZ outliers are listed below:

Mol	Chain	Res	Type	RSRZ
1	B	506	GLY	7.2
1	B	327	GLN	5.4
1	A	507	GLY	5.1
1	A	506	GLY	4.5
1	B	472	ASP	4.2
1	A	452	GLY	3.9
1	A	117	LYS	3.9
1	A	453	GLY	3.5
1	B	312	ARG	3.3
1	A	377	ASP	3.2
1	A	312	ARG	3.2
1	A	89	GLN	3.2
1	A	454	ARG	3.0
1	B	220	PRO	3.0
1	A	79	GLU	2.9
1	A	472	ASP	2.9
1	B	89	GLN	2.9
1	B	273	GLU	2.8
1	A	451	ASP	2.8
1	B	507	GLY	2.7
1	A	118	SER	2.7
1	A	22	ASN	2.7
1	B	109	GLU	2.7
1	B	45	HIS	2.6

*Continued on next page...*

*Continued from previous page...*

Mol	Chain	Res	Type	RSRZ
1	B	464	HIS	2.5
1	B	456	LYS	2.5
1	A	160	GLN	2.5
1	B	564	ASN	2.4
1	A	109	GLU	2.4
1	A	384	HIS	2.3
1	B	375	ASP	2.3
1	B	264	VAL	2.3
1	A	508	GLY	2.3
1	B	384	HIS	2.2
1	B	223	ASP	2.2
1	B	377	ASP	2.2
1	B	110	GLU	2.2
1	A	45	HIS	2.2
1	B	160	GLN	2.2
1	A	455	ARG	2.2
1	B	217	GLY	2.1
1	B	451	ASP	2.1
1	B	454	ARG	2.1
1	B	471	ALA	2.1
1	B	25	TRP	2.1

## 6.2 Non-standard residues in protein, DNA, RNA chains [i](#)

There are no non-standard protein/DNA/RNA residues in this entry.

## 6.3 Carbohydrates [i](#)

There are no monosaccharides in this entry.

## 6.4 Ligands [i](#)

There are no ligands in this entry.

## 6.5 Other polymers [i](#)

There are no such residues in this entry.