



# Full wwPDB X-ray Structure Validation Report ⓘ

Aug 27, 2023 – 01:38 AM EDT

PDB ID : 3F3G  
Title : Crystal structure of the nucleoporin pair Nup85-Seh1, space group P212121  
Authors : Debler, E.W.; Hseo, H.; Ma, Y.; Blobel, G.; Hoelz, A.  
Deposited on : 2008-10-30  
Resolution : 3.75 Å(reported)

This is a Full wwPDB X-ray Structure Validation Report for a publicly released PDB entry.

We welcome your comments at [validation@mail.wwpdb.org](mailto:validation@mail.wwpdb.org)

A user guide is available at

<https://www.wwpdb.org/validation/2017/XrayValidationReportHelp>

with specific help available everywhere you see the ⓘ symbol.

The types of validation reports are described at

<http://www.wwpdb.org/validation/2017/FAQs#types>.

---

The following versions of software and data (see [references ⓘ](#)) were used in the production of this report:

MolProbity : 4.02b-467  
Xtriage (Phenix) : 1.13  
EDS : 2.35  
Percentile statistics : 20191225.v01 (using entries in the PDB archive December 25th 2019)  
Refmac : 5.8.0158  
CCP4 : 7.0.044 (Gargrove)  
Ideal geometry (proteins) : Engh & Huber (2001)  
Ideal geometry (DNA, RNA) : Parkinson et al. (1996)  
Validation Pipeline (wwPDB-VP) : 2.35

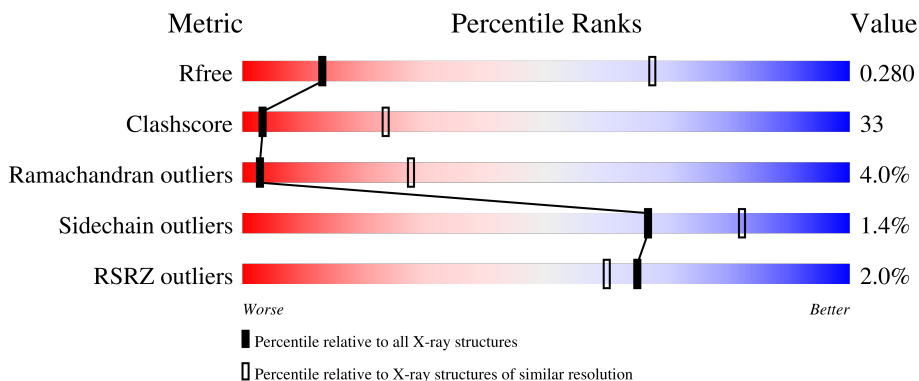
# 1 Overall quality at a glance i

The following experimental techniques were used to determine the structure:

*X-RAY DIFFRACTION*

The reported resolution of this entry is 3.75 Å.

Percentile scores (ranging between 0-100) for global validation metrics of the entry are shown in the following graphic. The table shows the number of entries on which the scores are based.



Metric	Whole archive (#Entries)	Similar resolution (#Entries, resolution range(Å))
$R_{free}$	130704	1039 (3.94-3.58)
Clashscore	141614	1051 (3.92-3.60)
Ramachandran outliers	138981	1015 (3.92-3.60)
Sidechain outliers	138945	1011 (3.92-3.60)
RSRZ outliers	127900	1050 (3.96-3.56)

The table below summarises the geometric issues observed across the polymeric chains and their fit to the electron density. The red, orange, yellow and green segments of the lower bar indicate the fraction of residues that contain outliers for  $\geq 3$ , 2, 1 and 0 types of geometric quality criteria respectively. A grey segment represents the fraction of residues that are not modelled. The numeric value for each fraction is indicated below the corresponding segment, with a dot representing fractions  $\leq 5\%$ . The upper red bar (where present) indicates the fraction of residues that have poor fit to the electron density. The numeric value is given above the bar.

Mol	Chain	Length	Quality of chain
1	A	351	
1	B	351	
1	E	351	
1	F	351	
2	C	570	

*Continued on next page...*

*Continued from previous page...*

Mol	Chain	Length	Quality of chain
2	D	570	<p>% 39% 42% 16%</p>
2	G	570	<p>% 40% 41% 15%</p>
2	H	570	<p>% 39% 43% 14%</p>

## 2 Entry composition [i](#)

There are 2 unique types of molecules in this entry. The entry contains 25114 atoms, of which 0 are hydrogens and 0 are deuteriums.

In the tables below, the ZeroOcc column contains the number of atoms modelled with zero occupancy, the AltConf column contains the number of residues with at least one atom in alternate conformation and the Trace column contains the number of residues modelled with at most 2 atoms.

- Molecule 1 is a protein called Nucleoporin SEH1.

Mol	Chain	Residues	Atoms					ZeroOcc	AltConf	Trace
			Total	C	N	O	S			
1	A	300	2379	1506	410	452	11	0	0	0
1	B	300	2379	1506	410	452	11	0	0	0
1	E	300	2379	1506	410	452	11	0	0	0
1	F	300	2379	1506	410	452	11	0	0	0

There are 8 discrepancies between the modelled and reference sequences:

Chain	Residue	Modelled	Actual	Comment	Reference
A	-1	PRO	-	expression tag	UNP P53011
A	0	HIS	-	expression tag	UNP P53011
B	-1	PRO	-	expression tag	UNP P53011
B	0	HIS	-	expression tag	UNP P53011
E	-1	PRO	-	expression tag	UNP P53011
E	0	HIS	-	expression tag	UNP P53011
F	-1	PRO	-	expression tag	UNP P53011
F	0	HIS	-	expression tag	UNP P53011

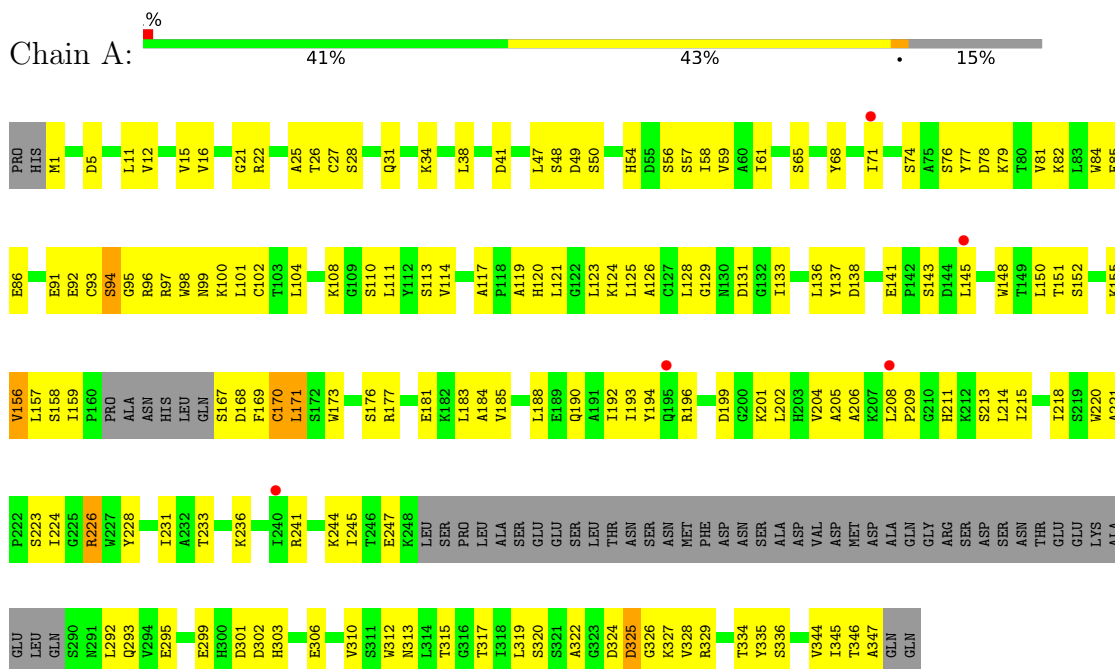
- Molecule 2 is a protein called Nucleoporin NUP85.

Mol	Chain	Residues	Atoms					ZeroOcc	AltConf	Trace
			Total	C	N	O	S			
2	C	492	3938	2526	634	756	22	0	0	0
2	D	480	3850	2473	618	737	22	0	0	0
2	G	482	3863	2482	620	739	22	0	0	0
2	H	493	3947	2532	636	757	22	0	0	0

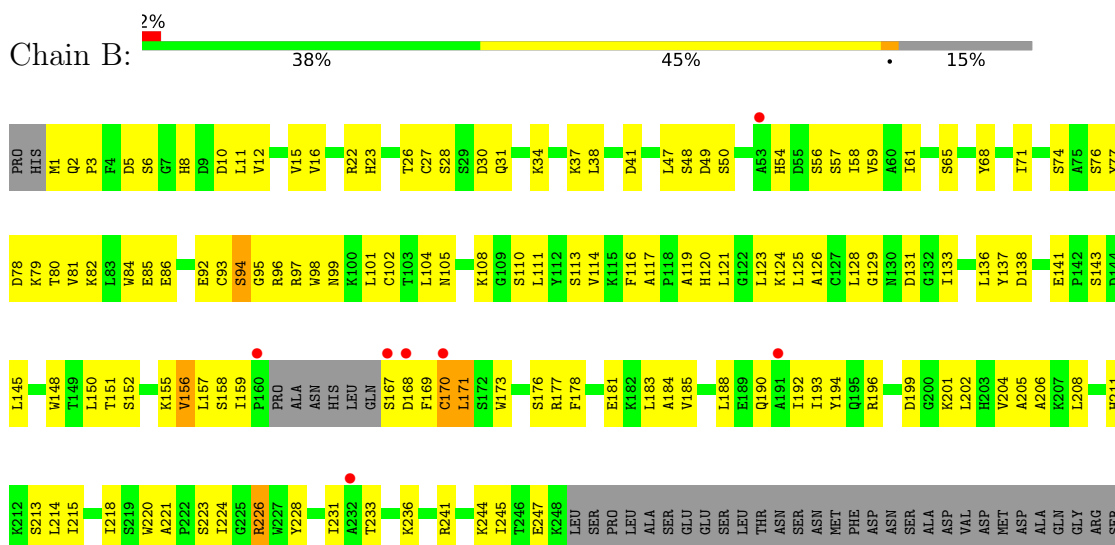
### 3 Residue-property plots i

These plots are drawn for all protein, RNA, DNA and oligosaccharide chains in the entry. The first graphic for a chain summarises the proportions of the various outlier classes displayed in the second graphic. The second graphic shows the sequence view annotated by issues in geometry and electron density. Residues are color-coded according to the number of geometric quality criteria for which they contain at least one outlier: green = 0, yellow = 1, orange = 2 and red = 3 or more. A red dot above a residue indicates a poor fit to the electron density ( $RSRZ > 2$ ). Stretches of 2 or more consecutive residues without any outlier are shown as a green connector. Residues present in the sample, but not in the model, are shown in grey.

#### • Molecule 1: Nucleoporin SEH1



#### • Molecule 1: Nucleoporin SEH1



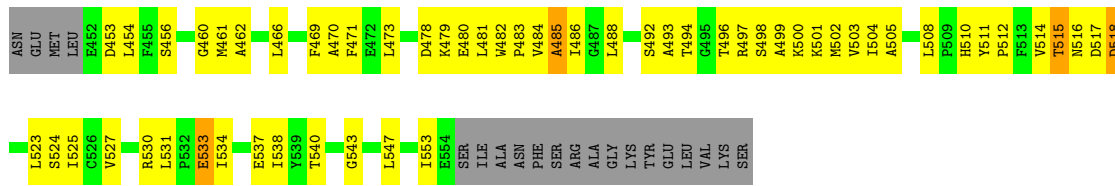


MET	THR	ILE	ASP	ASP	SER	ASN	ARG	LEU	LEU
MET	THR	ILE	ASP	ASP	SER	ASN	ARG	LEU	LEU
THR	ASP	ASP	ASN	ARG	LEU	LEU	MET	ASP	GLN
ASP	ASN	SER	ASP	PHE	ASP	ASP	PHE	ASP	ASP
ASP	ASN	ASP	ASP	PHE	ASP	ASP	PHE	ASP	ASP
ASP	ASN	ASP	ASP	PHE	ASP	ASP	PHE	ASP	ASP
ASP	ASN	ASP	ASP	PHE	ASP	ASP	PHE	ASP	ASP
ASP	ASN	ASP	ASP	PHE	ASP	ASP	PHE	ASP	ASP
ASP	ASN	ASP	ASP	PHE	ASP	ASP	PHE	ASP	ASP
ASP	ASN	ASP	ASP	PHE	ASP	ASP	PHE	ASP	ASP

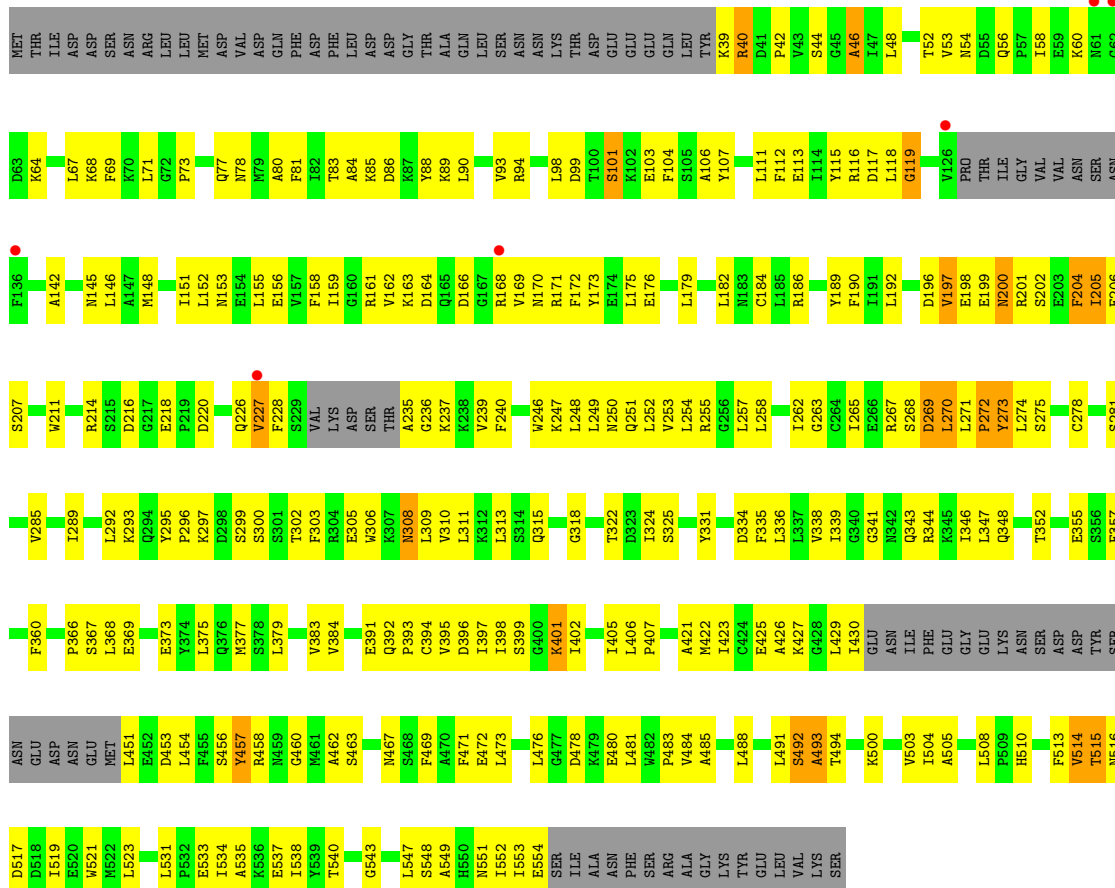
● Molecule 2: Nucleoporin NUP85




MET	THR	ILE	ASP	ASP	SER	ASN	ARG	LEU	LEU
MET	THR	ILE	ASP	ASP	SER	ASN	ARG	LEU	LEU
THR	ASP	ASP	ASN	ARG	LEU	LEU	MET	ASP	GLN
ASP	ASN	SER	ASP	PHE	ASP	ASP	PHE	ASP	ASP
ASP	ASN	ASP	ASP	PHE	ASP	ASP	PHE	ASP	ASP
ASP	ASN	ASP	ASP	PHE	ASP	ASP	PHE	ASP	ASP
ASP	ASN	ASP	ASP	PHE	ASP	ASP	PHE	ASP	ASP
ASP	ASN	ASP	ASP	PHE	ASP	ASP	PHE	ASP	ASP
ASP	ASN	ASP	ASP	PHE	ASP	ASP	PHE	ASP	ASP
ASP	ASN	ASP	ASP	PHE	ASP	ASP	PHE	ASP	ASP



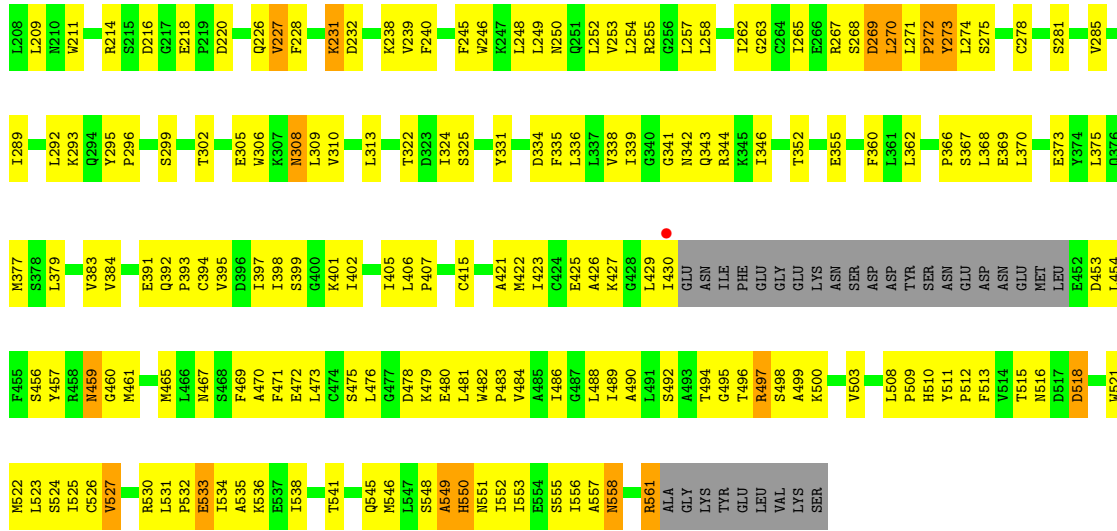
• Molecule 2: Nucleoporin NUP85



• Molecule 2: Nucleoporin NUP85







## 4 Data and refinement statistics

Property	Value	Source
Space group	P 21 21 21	Depositor
Cell constants a, b, c, $\alpha$ , $\beta$ , $\gamma$	105.38Å 106.49Å 358.64Å 90.00° 90.00° 90.00°	Depositor
Resolution (Å)	50.00 – 3.75 47.52 – 3.53	Depositor EDS
% Data completeness (in resolution range)	(Not available) (50.00-3.75) 86.4 (47.52-3.53)	Depositor EDS
$R_{merge}$	(Not available)	Depositor
$R_{sym}$	0.18	Depositor
$\langle I/\sigma(I) \rangle$ <sup>1</sup>	1.74 (at 3.57Å)	Xtrriage
Refinement program	CNS 1.2	Depositor
R, $R_{free}$	0.243 , 0.272 0.254 , 0.280	Depositor DCC
$R_{free}$ test set	2062 reflections (4.47%)	wwPDB-VP
Wilson B-factor (Å <sup>2</sup> )	107.4	Xtrriage
Anisotropy	0.100	Xtrriage
Bulk solvent $k_{sol}$ (e/Å <sup>3</sup> ), $B_{sol}$ (Å <sup>2</sup> )	0.32 , 78.9	EDS
L-test for twinning <sup>2</sup>	$\langle  L  \rangle = 0.46$ , $\langle L^2 \rangle = 0.29$	Xtrriage
Estimated twinning fraction	0.337 for k,h,-l	Xtrriage
$F_o, F_c$ correlation	0.92	EDS
Total number of atoms	25114	wwPDB-VP
Average B, all atoms (Å <sup>2</sup> )	127.0	wwPDB-VP

Xtrriage's analysis on translational NCS is as follows: *The largest off-origin peak in the Patterson function is 4.18% of the height of the origin peak. No significant pseudotranslation is detected.*

<sup>1</sup>Intensities estimated from amplitudes.

<sup>2</sup>Theoretical values of  $\langle |L| \rangle$ ,  $\langle L^2 \rangle$  for acentric reflections are 0.5, 0.333 respectively for untwinned datasets, and 0.375, 0.2 for perfectly twinned datasets.

## 5 Model quality [i](#)

### 5.1 Standard geometry [i](#)

The Z score for a bond length (or angle) is the number of standard deviations the observed value is removed from the expected value. A bond length (or angle) with  $|Z| > 5$  is considered an outlier worth inspection. RMSZ is the root-mean-square of all Z scores of the bond lengths (or angles).

Mol	Chain	Bond lengths		Bond angles	
		RMSZ	# Z  >5	RMSZ	# Z  >5
1	A	0.40	0/2437	0.64	0/3301
1	B	0.39	0/2437	0.63	0/3301
1	E	0.39	0/2437	0.64	0/3301
1	F	0.40	0/2437	0.64	0/3301
2	C	0.58	2/4018 (0.0%)	0.67	1/5440 (0.0%)
2	D	0.53	1/3928 (0.0%)	0.67	2/5316 (0.0%)
2	G	0.50	1/3941 (0.0%)	0.66	1/5334 (0.0%)
2	H	0.59	3/4027 (0.1%)	0.67	1/5451 (0.0%)
All	All	0.50	7/25662 (0.0%)	0.66	5/34745 (0.0%)

All (7) bond length outliers are listed below:

Mol	Chain	Res	Type	Atoms	Z	Observed(Å)	Ideal(Å)
2	H	39	LYS	CD-CE	5.48	1.65	1.51
2	G	39	LYS	CD-CE	5.47	1.65	1.51
2	H	43	VAL	CB-CG2	5.46	1.64	1.52
2	D	39	LYS	CD-CE	5.43	1.64	1.51
2	C	552	ILE	CA-CB	5.22	1.66	1.54
2	C	554	GLU	CD-OE1	5.08	1.31	1.25
2	H	561	ARG	CZ-NH1	5.03	1.39	1.33

All (5) bond angle outliers are listed below:

Mol	Chain	Res	Type	Atoms	Z	Observed(°)	Ideal(°)
2	D	41	ASP	CB-CG-OD1	5.93	123.64	118.30
2	C	43	VAL	CB-CA-C	-5.84	100.30	111.40
2	D	43	VAL	N-CA-C	5.59	126.11	111.00
2	G	40	ARG	CB-CA-C	-5.31	99.77	110.40
2	H	39	LYS	CD-CE-NZ	5.21	123.68	111.70

There are no chirality outliers.

There are no planarity outliers.

## 5.2 Too-close contacts [i](#)

In the following table, the Non-H and H(model) columns list the number of non-hydrogen atoms and hydrogen atoms in the chain respectively. The H(added) column lists the number of hydrogen atoms added and optimized by MolProbity. The Clashes column lists the number of clashes within the asymmetric unit, whereas Symm-Clashes lists symmetry-related clashes.

Mol	Chain	Non-H	H(model)	H(added)	Clashes	Symm-Clashes
1	A	2379	0	2319	165	0
1	B	2379	0	2319	165	0
1	E	2379	0	2319	170	0
1	F	2379	0	2319	167	0
2	C	3938	0	3892	274	0
2	D	3850	0	3807	257	0
2	G	3863	0	3823	251	0
2	H	3947	0	3905	279	0
All	All	25114	0	24703	1642	0

The all-atom clashscore is defined as the number of clashes found per 1000 atoms (including hydrogen atoms). The all-atom clashscore for this structure is 33.

All (1642) close contacts within the same asymmetric unit are listed below, sorted by their clash magnitude.

Atom-1	Atom-2	Interatomic distance (Å)	Clash overlap (Å)
2:C:43:VAL:HG13	2:C:48:LEU:HD22	1.27	1.10
2:D:42:PRO:HB3	2:D:48:LEU:HD22	1.37	1.04
2:H:42:PRO:HB3	2:H:48:LEU:HD22	1.42	0.99
2:H:42:PRO:HD3	2:H:48:LEU:HB2	1.40	0.99
2:D:42:PRO:CG	2:D:48:LEU:HB2	1.94	0.98
2:D:515:THR:HG22	2:D:517:ASP:H	1.24	0.98
1:A:211:HIS:NE2	1:A:233:THR:HG21	1.79	0.97
2:C:43:VAL:CG1	2:C:48:LEU:HD22	1.94	0.97
1:F:211:HIS:NE2	1:F:233:THR:HG21	1.81	0.95
1:B:211:HIS:NE2	1:B:233:THR:HG21	1.84	0.93
2:H:42:PRO:CD	2:H:48:LEU:HB2	1.99	0.92
1:B:81:VAL:HG23	1:B:111:LEU:HD13	1.49	0.92
1:E:81:VAL:HG23	1:E:111:LEU:HD13	1.49	0.91
1:F:81:VAL:HG23	1:F:111:LEU:HD13	1.52	0.91
1:E:211:HIS:NE2	1:E:233:THR:HG21	1.84	0.91
2:G:42:PRO:HD3	2:G:48:LEU:HB2	1.51	0.91
1:A:81:VAL:HG23	1:A:111:LEU:HD13	1.50	0.90
1:B:27:CYS:HB3	1:B:61:ILE:HD11	1.51	0.89
2:H:231:LYS:HE3	2:H:238:LYS:HG2	1.53	0.88

*Continued on next page...*

*Continued from previous page...*

Atom-1	Atom-2	Interatomic distance (Å)	Clash overlap (Å)
2:D:42:PRO:CB	2:D:48:LEU:HB2	2.03	0.88
1:F:220:TRP:HA	1:F:231:ILE:HG22	1.55	0.88
1:E:27:CYS:HB3	1:E:61:ILE:HD11	1.56	0.87
2:G:453:ASP:HB2	2:G:456:SER:HB2	1.54	0.87
1:A:220:TRP:HA	1:A:231:ILE:HG22	1.57	0.86
2:D:42:PRO:HB3	2:D:48:LEU:HB2	1.58	0.85
2:C:515:THR:HG22	2:C:517:ASP:H	1.41	0.85
1:A:27:CYS:HB3	1:A:61:ILE:HD11	1.59	0.84
2:C:553:ILE:O	2:C:556:ILE:HB	1.77	0.83
2:D:515:THR:HG22	2:D:517:ASP:N	1.94	0.83
1:E:220:TRP:HA	1:E:231:ILE:HG22	1.61	0.83
2:G:515:THR:HG22	2:G:517:ASP:H	1.43	0.82
1:F:27:CYS:HB3	1:F:61:ILE:HD11	1.60	0.82
1:A:213:SER:HB3	1:A:236:LYS:HB3	1.62	0.82
1:A:12:VAL:HA	1:A:28:SER:HB3	1.61	0.81
2:D:422:MET:HB2	2:D:466:LEU:HD11	1.62	0.81
2:H:42:PRO:HD3	2:H:48:LEU:CB	2.09	0.81
1:A:11:LEU:O	1:A:28:SER:HB2	1.80	0.81
1:F:104:LEU:HD13	1:F:137:TYR:CD2	2.16	0.81
1:B:104:LEU:HD13	1:B:137:TYR:CD2	2.16	0.80
2:H:499:ALA:O	2:H:503:VAL:HG23	1.80	0.80
1:E:104:LEU:HD13	1:E:137:TYR:CD2	2.15	0.80
2:D:249:LEU:O	2:D:253:VAL:HG23	1.80	0.80
1:B:220:TRP:HA	1:B:231:ILE:HG22	1.63	0.80
2:C:231:LYS:HE3	2:C:233:SER:HB3	1.64	0.80
1:B:213:SER:HB3	1:B:236:LYS:HB3	1.64	0.80
1:F:11:LEU:O	1:F:28:SER:HB2	1.82	0.80
1:F:12:VAL:HA	1:F:28:SER:HB3	1.62	0.80
1:E:11:LEU:O	1:E:28:SER:HB2	1.81	0.79
2:D:258:LEU:HD22	2:D:292:LEU:HD22	1.65	0.79
2:D:480:GLU:O	2:D:483:PRO:HD2	1.83	0.79
1:F:213:SER:HB3	1:F:236:LYS:HB3	1.65	0.79
1:A:104:LEU:HD13	1:A:137:TYR:CD2	2.17	0.79
1:B:27:CYS:CB	1:B:61:ILE:HD11	2.13	0.78
2:D:42:PRO:CD	2:D:48:LEU:HB2	2.13	0.78
1:E:213:SER:HB3	1:E:236:LYS:HB3	1.66	0.78
2:H:515:THR:HG22	2:H:516:ASN:H	1.47	0.78
2:H:521:TRP:CZ2	2:H:525:ILE:HD11	2.19	0.78
2:G:453:ASP:CB	2:G:456:SER:HB2	2.14	0.78
2:H:47:ILE:CD1	2:H:97:ARG:HE	1.96	0.78
2:D:42:PRO:HB3	2:D:48:LEU:CD2	2.13	0.78

*Continued on next page...*

*Continued from previous page...*

Atom-1	Atom-2	Interatomic distance (Å)	Clash overlap (Å)
2:G:249:LEU:O	2:G:253:VAL:HG23	1.83	0.78
2:D:296:PRO:HG3	2:D:302:THR:HG22	1.66	0.77
2:G:296:PRO:HG3	2:G:302:THR:HG22	1.65	0.77
2:C:249:LEU:O	2:C:253:VAL:HG23	1.83	0.77
2:C:258:LEU:HD22	2:C:292:LEU:HD22	1.66	0.77
2:H:553:ILE:CA	2:H:556:ILE:HG22	2.15	0.76
1:A:211:HIS:CD2	1:A:233:THR:HG21	2.21	0.76
2:G:258:LEU:HD22	2:G:292:LEU:HD22	1.67	0.76
2:H:69:PHE:HE1	2:H:71:LEU:HD23	1.50	0.75
2:C:478:ASP:OD1	2:C:480:GLU:HB2	1.85	0.75
1:E:27:CYS:CB	1:E:61:ILE:HD11	2.16	0.75
2:H:258:LEU:HD22	2:H:292:LEU:HD22	1.68	0.75
2:H:296:PRO:HG3	2:H:302:THR:HG22	1.69	0.75
1:F:211:HIS:CD2	1:F:233:THR:HG21	2.20	0.75
1:B:211:HIS:CD2	1:B:233:THR:HG21	2.21	0.75
2:C:406:LEU:HB2	2:C:407:PRO:HD3	1.67	0.75
2:C:296:PRO:HG3	2:C:302:THR:HG22	1.69	0.75
1:E:12:VAL:HA	1:E:28:SER:HB3	1.67	0.75
1:F:54:HIS:HB3	1:F:78:ASP:OD2	1.86	0.75
2:G:42:PRO:CD	2:G:48:LEU:HB2	2.16	0.75
2:G:344:ARG:HH11	2:G:344:ARG:HG3	1.51	0.75
2:H:344:ARG:HH11	2:H:344:ARG:HG3	1.51	0.75
2:C:69:PHE:HE1	2:C:71:LEU:HD23	1.51	0.75
2:D:454:LEU:HD23	2:D:503:VAL:HG21	1.69	0.75
1:B:11:LEU:O	1:B:28:SER:HB2	1.87	0.75
2:H:515:THR:HG22	2:H:516:ASN:N	2.01	0.75
2:D:42:PRO:HD3	2:D:48:LEU:N	2.02	0.74
2:G:278:CYS:HB2	2:G:324:ILE:HG23	1.68	0.74
1:E:324:ASP:HB3	2:G:64:LYS:HG2	1.70	0.74
1:A:208:LEU:HD11	1:A:231:ILE:CD1	2.16	0.74
1:B:54:HIS:HB3	1:B:78:ASP:OD2	1.88	0.74
1:E:211:HIS:CD2	1:E:233:THR:HG21	2.22	0.74
2:H:533:GLU:HA	2:H:533:GLU:OE1	1.88	0.74
2:C:344:ARG:HH11	2:C:344:ARG:HG3	1.50	0.74
1:E:208:LEU:HD11	1:E:231:ILE:CD1	2.17	0.74
1:F:208:LEU:HD11	1:F:231:ILE:CD1	2.18	0.74
2:H:454:LEU:HD23	2:H:503:VAL:HG21	1.70	0.74
2:C:550:HIS:HA	2:C:553:ILE:CD1	2.17	0.73
2:C:499:ALA:O	2:C:503:VAL:HG23	1.87	0.73
2:H:406:LEU:HB2	2:H:407:PRO:HD3	1.69	0.73
2:C:555:SER:HA	2:C:558:ASN:OD1	1.87	0.73

*Continued on next page...*

*Continued from previous page...*

Atom-1	Atom-2	Interatomic distance (Å)	Clash overlap (Å)
1:F:27:CYS:CB	1:F:61:ILE:HD11	2.18	0.73
2:D:344:ARG:HH11	2:D:344:ARG:HG3	1.52	0.73
2:H:249:LEU:O	2:H:253:VAL:HG23	1.87	0.73
1:A:27:CYS:CB	1:A:61:ILE:HD11	2.19	0.73
1:F:324:ASP:HB3	2:H:64:LYS:HG2	1.71	0.73
2:D:406:LEU:HB2	2:D:407:PRO:HD3	1.71	0.72
2:D:69:PHE:HE1	2:D:71:LEU:HD23	1.52	0.72
1:A:54:HIS:HB3	1:A:78:ASP:OD2	1.89	0.72
2:G:480:GLU:O	2:G:483:PRO:HD2	1.89	0.72
1:B:12:VAL:HA	1:B:28:SER:HB3	1.69	0.72
1:E:54:HIS:HB3	1:E:78:ASP:OD2	1.88	0.72
1:B:81:VAL:HG23	1:B:111:LEU:CD1	2.19	0.72
2:H:42:PRO:CG	2:H:48:LEU:HB2	2.18	0.72
2:G:69:PHE:HE1	2:G:71:LEU:HD23	1.55	0.72
2:G:335:PHE:O	2:G:339:ILE:HG13	1.89	0.72
2:H:184:CYS:HB2	2:H:211:TRP:NE1	2.05	0.72
2:H:278:CYS:HB2	2:H:324:ILE:HG23	1.71	0.72
2:H:478:ASP:OD1	2:H:480:GLU:HB2	1.89	0.72
1:F:124:LYS:HG3	1:F:138:ASP:HB3	1.72	0.71
2:G:406:LEU:HB2	2:G:407:PRO:HD3	1.72	0.71
1:B:208:LEU:HD11	1:B:231:ILE:CD1	2.20	0.71
1:F:334:THR:HG22	1:F:335:TYR:N	2.05	0.71
2:H:335:PHE:O	2:H:339:ILE:HG13	1.90	0.71
2:H:552:ILE:O	2:H:556:ILE:N	2.23	0.71
2:D:184:CYS:HB2	2:D:211:TRP:NE1	2.05	0.71
2:H:511:TYR:HD2	2:H:522:MET:SD	2.13	0.71
2:D:278:CYS:HB2	2:D:324:ILE:HG23	1.71	0.71
2:G:402:ILE:HD12	2:G:429:LEU:HB3	1.71	0.71
2:C:278:CYS:HB2	2:C:324:ILE:HG23	1.72	0.71
2:C:402:ILE:HD12	2:C:429:LEU:HB3	1.71	0.71
2:D:43:VAL:HG23	2:D:44:SER:H	1.56	0.71
1:E:334:THR:HG22	1:E:335:TYR:N	2.05	0.71
2:C:454:LEU:HD23	2:C:503:VAL:HG21	1.73	0.71
2:H:484:VAL:O	2:H:488:LEU:HB2	1.91	0.70
1:B:324:ASP:HB3	2:D:64:LYS:HG2	1.73	0.70
2:D:402:ILE:HD12	2:D:429:LEU:HB3	1.73	0.70
1:B:334:THR:HG22	1:B:335:TYR:N	2.05	0.70
2:C:550:HIS:HA	2:C:553:ILE:HD12	1.72	0.70
2:G:523:LEU:HD21	2:G:538:ILE:HG21	1.73	0.70
1:A:124:LYS:HG3	1:A:138:ASP:HB3	1.74	0.70
2:C:335:PHE:O	2:C:339:ILE:HG13	1.91	0.70

*Continued on next page...*

*Continued from previous page...*

Atom-1	Atom-2	Interatomic distance (Å)	Clash overlap (Å)
1:F:326:GLY:HA3	2:H:58:ILE:HD12	1.73	0.70
1:E:81:VAL:HG23	1:E:111:LEU:CD1	2.21	0.70
1:F:214:LEU:H	1:F:214:LEU:HD12	1.57	0.70
2:D:335:PHE:O	2:D:339:ILE:HG13	1.91	0.69
1:A:334:THR:HG22	1:A:335:TYR:N	2.06	0.69
1:F:345:ILE:HD13	2:H:93:VAL:HG11	1.74	0.69
2:G:515:THR:HG22	2:G:516:ASN:N	2.05	0.69
2:G:98:LEU:HD11	2:G:476:LEU:HD11	1.73	0.69
2:G:454:LEU:HD23	2:G:503:VAL:HG21	1.74	0.69
2:H:402:ILE:HD12	2:H:429:LEU:HB3	1.74	0.69
2:H:553:ILE:C	2:H:556:ILE:HG22	2.13	0.69
2:H:555:SER:HA	2:H:558:ASN:HB3	1.73	0.69
2:C:252:LEU:HD23	2:C:257:LEU:HD12	1.73	0.69
2:H:252:LEU:HD23	2:H:257:LEU:HD12	1.74	0.69
2:H:553:ILE:HA	2:H:556:ILE:CG2	2.22	0.69
1:F:27:CYS:SG	1:F:61:ILE:HD11	2.34	0.68
2:G:184:CYS:HB2	2:G:211:TRP:NE1	2.08	0.68
2:C:184:CYS:HB2	2:C:211:TRP:NE1	2.08	0.68
2:C:196:ASP:O	2:C:198:GLU:N	2.27	0.68
2:H:231:LYS:HG3	2:H:232:ASP:H	1.57	0.68
1:A:324:ASP:HB3	2:C:64:LYS:HG2	1.75	0.68
2:G:196:ASP:O	2:G:198:GLU:N	2.26	0.68
2:H:68:LYS:HB2	2:H:81:PHE:CE1	2.28	0.68
2:G:531:LEU:HD13	2:G:534:ILE:HD12	1.75	0.68
2:H:548:SER:O	2:H:552:ILE:HG13	1.94	0.68
2:C:265:ILE:HG21	2:C:289:ILE:HD11	1.76	0.68
2:C:515:THR:HG22	2:C:516:ASN:N	2.09	0.68
1:F:236:LYS:O	1:F:306:GLU:HG2	1.94	0.68
2:C:68:LYS:HB2	2:C:81:PHE:CE1	2.29	0.68
1:A:71:ILE:HD11	1:A:145:LEU:HD23	1.76	0.67
1:A:81:VAL:HG23	1:A:111:LEU:CD1	2.22	0.67
2:C:227:VAL:HG21	2:C:248:LEU:HD12	1.75	0.67
2:H:196:ASP:O	2:H:198:GLU:N	2.27	0.67
2:D:341:GLY:HA2	2:D:346:ILE:HD11	1.76	0.67
2:G:265:ILE:HG21	2:G:289:ILE:HD11	1.76	0.67
1:A:167:SER:HA	1:A:188:LEU:CD2	2.25	0.67
1:A:236:LYS:O	1:A:306:GLU:HG2	1.95	0.67
2:G:252:LEU:HD23	2:G:257:LEU:HD12	1.76	0.67
2:G:278:CYS:CB	2:G:324:ILE:HG23	2.24	0.67
1:F:11:LEU:O	1:F:11:LEU:HD12	1.94	0.67
1:A:177:ARG:HG2	1:A:177:ARG:O	1.95	0.67

*Continued on next page...*



*Continued from previous page...*

Atom-1	Atom-2	Interatomic distance (Å)	Clash overlap (Å)
1:F:71:ILE:HD11	1:F:145:LEU:HD23	1.77	0.67
1:B:85:GLU:HB3	1:B:101:LEU:HD21	1.77	0.67
2:C:89:LYS:N	2:C:89:LYS:HD2	2.09	0.67
1:F:167:SER:HA	1:F:188:LEU:CD2	2.24	0.67
2:H:47:ILE:HD13	2:H:97:ARG:HE	1.60	0.67
1:A:65:SER:OG	1:A:119:ALA:HB2	1.95	0.67
2:C:118:LEU:HD21	2:C:147:ALA:HB2	1.77	0.67
1:E:236:LYS:O	1:E:306:GLU:HG2	1.94	0.67
2:D:89:LYS:N	2:D:89:LYS:HD2	2.09	0.66
1:B:124:LYS:HG3	1:B:138:ASP:HB3	1.77	0.66
2:G:89:LYS:HD2	2:G:89:LYS:N	2.10	0.66
2:H:541:THR:O	2:H:545:GLN:HG3	1.95	0.66
1:A:214:LEU:HD12	1:A:214:LEU:H	1.60	0.66
2:C:511:TYR:HD2	2:C:522:MET:SD	2.19	0.66
2:C:533:GLU:OE1	2:C:536:LYS:HD2	1.96	0.66
1:F:85:GLU:HB3	1:F:101:LEU:HD21	1.78	0.66
2:G:169:VAL:HG12	2:G:170:ASN:H	1.59	0.66
1:A:209:PRO:HG3	2:D:315:GLN:HA	1.77	0.66
1:B:214:LEU:H	1:B:214:LEU:HD12	1.61	0.66
2:H:89:LYS:HD2	2:H:89:LYS:N	2.11	0.66
2:D:196:ASP:O	2:D:198:GLU:N	2.29	0.66
2:G:341:GLY:HA2	2:G:346:ILE:HD11	1.77	0.66
2:H:240:PHE:CE2	2:H:269:ASP:HB3	2.31	0.66
2:D:42:PRO:HD3	2:D:48:LEU:HB2	1.75	0.66
1:E:241:ARG:HG2	1:E:241:ARG:HH11	1.60	0.66
1:B:11:LEU:O	1:B:11:LEU:HD12	1.96	0.66
1:E:27:CYS:SG	1:E:61:ILE:HD11	2.35	0.66
1:E:214:LEU:H	1:E:214:LEU:HD12	1.60	0.66
2:H:105:SER:HB2	2:H:481:LEU:HD21	1.77	0.66
2:H:454:LEU:HB2	2:H:499:ALA:HB1	1.78	0.66
2:D:42:PRO:HB3	2:D:48:LEU:CB	2.26	0.66
1:E:167:SER:HA	1:E:188:LEU:CD2	2.26	0.66
1:B:236:LYS:O	1:B:306:GLU:HG2	1.96	0.65
1:B:329:ARG:HG2	1:B:344:VAL:HG22	1.77	0.65
2:C:41:ASP:O	2:C:48:LEU:N	2.27	0.65
1:B:177:ARG:O	1:B:177:ARG:HG2	1.96	0.65
2:D:201:ARG:CZ	2:D:205:ILE:HD11	2.26	0.65
1:E:329:ARG:HH12	2:G:44:SER:HB2	1.62	0.65
1:A:326:GLY:HA3	2:C:58:ILE:HD12	1.78	0.65
2:D:523:LEU:HD21	2:D:538:ILE:HG21	1.77	0.65
2:G:42:PRO:HB3	2:G:48:LEU:HD22	1.79	0.65

*Continued on next page...*

*Continued from previous page...*

Atom-1	Atom-2	Interatomic distance (Å)	Clash overlap (Å)
1:B:159:ILE:HG22	1:B:159:ILE:O	1.97	0.65
2:D:42:PRO:HG3	2:D:48:LEU:HB2	1.77	0.65
1:E:124:LYS:HG3	1:E:138:ASP:HB3	1.77	0.65
1:F:81:VAL:HG23	1:F:111:LEU:CD1	2.25	0.65
1:F:177:ARG:O	1:F:177:ARG:HG2	1.95	0.65
2:H:265:ILE:HG21	2:H:289:ILE:HD11	1.78	0.65
2:C:418:ALA:HB1	2:C:466:LEU:HD23	1.78	0.65
2:H:255:ARG:HB2	2:H:257:LEU:HG	1.77	0.65
2:C:124:PHE:HB2	2:C:426:ALA:O	1.97	0.65
2:H:533:GLU:OE1	2:H:536:LYS:HD2	1.96	0.65
1:A:345:ILE:HD13	2:C:93:VAL:HG11	1.79	0.65
1:E:159:ILE:HG22	1:E:159:ILE:O	1.97	0.65
1:E:177:ARG:O	1:E:177:ARG:HG2	1.97	0.65
1:B:27:CYS:SG	1:B:61:ILE:HD11	2.37	0.65
1:A:27:CYS:SG	1:A:61:ILE:HD11	2.37	0.64
2:D:278:CYS:CB	2:D:324:ILE:HG23	2.27	0.64
2:H:278:CYS:CB	2:H:324:ILE:HG23	2.27	0.64
2:H:335:PHE:CE2	2:H:339:ILE:HD11	2.32	0.64
2:H:546:MET:O	2:H:549:ALA:HB3	1.98	0.64
2:C:255:ARG:HB2	2:C:257:LEU:HG	1.78	0.64
1:B:241:ARG:HG2	1:B:241:ARG:HH11	1.62	0.64
2:C:201:ARG:CZ	2:C:205:ILE:HD11	2.27	0.64
2:C:278:CYS:HB3	2:C:281:SER:HB2	1.79	0.64
2:C:480:GLU:O	2:C:483:PRO:HD2	1.97	0.64
1:F:329:ARG:HG2	1:F:344:VAL:HG22	1.78	0.64
1:B:71:ILE:HD11	1:B:145:LEU:HD23	1.79	0.64
2:G:240:PHE:CE2	2:G:269:ASP:HB3	2.32	0.64
1:A:85:GLU:HB3	1:A:101:LEU:HD21	1.80	0.64
1:A:241:ARG:HG2	1:A:241:ARG:HH11	1.61	0.64
2:D:240:PHE:CE2	2:D:269:ASP:HB3	2.32	0.64
2:C:335:PHE:CE2	2:C:339:ILE:HD11	2.32	0.64
2:D:169:VAL:HG12	2:D:170:ASN:H	1.62	0.64
2:D:252:LEU:HD23	2:D:257:LEU:HD12	1.78	0.64
1:E:205:ALA:HB1	1:E:292:LEU:HD12	1.79	0.64
1:E:208:LEU:HD11	1:E:231:ILE:HD11	1.80	0.64
1:F:167:SER:HA	1:F:188:LEU:HD21	1.80	0.64
2:G:201:ARG:CZ	2:G:205:ILE:HD11	2.28	0.64
2:C:169:VAL:HG12	2:C:170:ASN:H	1.62	0.64
2:H:278:CYS:HB3	2:H:281:SER:HB2	1.80	0.64
2:C:240:PHE:CE2	2:C:269:ASP:HB3	2.33	0.63
2:H:201:ARG:CZ	2:H:205:ILE:HD11	2.28	0.63

*Continued on next page...*

*Continued from previous page...*

Atom-1	Atom-2	Interatomic distance (Å)	Clash overlap (Å)
1:A:11:LEU:O	1:A:11:LEU:HD12	1.98	0.63
2:C:114:ILE:HD11	2:C:154:GLU:HG3	1.81	0.63
2:H:118:LEU:HD21	2:H:147:ALA:HB2	1.80	0.63
1:F:159:ILE:O	1:F:159:ILE:HG22	1.97	0.63
1:A:167:SER:HA	1:A:188:LEU:HD21	1.81	0.63
1:F:65:SER:OG	1:F:119:ALA:HB2	1.98	0.63
1:A:12:VAL:HA	1:A:28:SER:CB	2.29	0.63
1:A:159:ILE:O	1:A:159:ILE:HG22	1.99	0.63
2:C:278:CYS:CB	2:C:324:ILE:HG23	2.28	0.63
1:E:85:GLU:HB3	1:E:101:LEU:HD21	1.79	0.63
2:G:402:ILE:CD1	2:G:429:LEU:HD13	2.29	0.63
2:H:169:VAL:HG12	2:H:170:ASN:H	1.64	0.63
2:D:68:LYS:HB2	2:D:81:PHE:CE1	2.34	0.63
1:E:11:LEU:O	1:E:11:LEU:HD12	1.98	0.63
1:E:329:ARG:HG2	1:E:344:VAL:HG22	1.80	0.63
1:F:301:ASP:O	1:F:303:HIS:N	2.32	0.63
2:C:546:MET:O	2:C:549:ALA:HB3	1.99	0.63
2:D:265:ILE:HG21	2:D:289:ILE:HD11	1.80	0.63
1:F:335:TYR:HB3	2:G:373:GLU:HG3	1.80	0.63
2:H:192:LEU:HD11	2:H:204:PHE:CD2	2.33	0.63
2:C:43:VAL:HG13	2:C:48:LEU:CD2	2.18	0.63
1:F:241:ARG:HG2	1:F:241:ARG:HH11	1.63	0.63
1:F:334:THR:HG22	1:F:336:SER:H	1.63	0.63
2:G:278:CYS:HB3	2:G:281:SER:HB2	1.80	0.62
2:G:543:GLY:O	2:G:547:LEU:HG	1.99	0.62
2:H:114:ILE:HD11	2:H:154:GLU:HG3	1.81	0.62
2:H:453:ASP:HB3	2:H:456:SER:HB2	1.81	0.62
2:C:192:LEU:HD11	2:C:204:PHE:CD2	2.35	0.62
2:D:531:LEU:HD13	2:D:534:ILE:HD12	1.81	0.62
2:D:335:PHE:CE2	2:D:339:ILE:HD11	2.33	0.62
1:E:71:ILE:HD11	1:E:145:LEU:HD23	1.80	0.62
2:G:240:PHE:CD2	2:G:268:SER:HB2	2.34	0.62
2:G:197:VAL:HG12	2:G:197:VAL:O	1.99	0.62
2:H:531:LEU:HD13	2:H:534:ILE:HD12	1.80	0.62
2:C:496:THR:HG22	2:C:497:ARG:H	1.65	0.62
2:H:341:GLY:HA2	2:H:346:ILE:HD11	1.82	0.62
1:A:334:THR:HG22	1:A:336:SER:H	1.65	0.62
2:G:68:LYS:HB2	2:G:81:PHE:CE1	2.34	0.62
2:H:480:GLU:O	2:H:483:PRO:HD2	1.98	0.62
1:E:65:SER:OG	1:E:119:ALA:HB2	2.00	0.62
1:A:208:LEU:HD11	1:A:231:ILE:HD11	1.80	0.62

*Continued on next page...*

*Continued from previous page...*

Atom-1	Atom-2	Interatomic distance (Å)	Clash overlap (Å)
1:B:31:GLN:HG2	1:B:56:SER:O	2.00	0.62
2:C:541:THR:O	2:C:545:GLN:HG3	2.00	0.62
2:D:42:PRO:HD3	2:D:48:LEU:CB	2.29	0.62
1:A:329:ARG:HH12	2:C:44:SER:HB2	1.64	0.61
2:D:255:ARG:HB2	2:D:257:LEU:HG	1.81	0.61
2:C:197:VAL:O	2:C:197:VAL:HG12	1.99	0.61
2:D:278:CYS:HB3	2:D:281:SER:HB2	1.81	0.61
2:D:402:ILE:CD1	2:D:429:LEU:HD13	2.30	0.61
1:F:12:VAL:HA	1:F:28:SER:CB	2.30	0.61
2:H:197:VAL:O	2:H:197:VAL:HG12	1.99	0.61
1:B:167:SER:HA	1:B:188:LEU:CD2	2.30	0.61
1:B:345:ILE:HD13	2:D:93:VAL:HG11	1.83	0.61
2:D:197:VAL:O	2:D:197:VAL:HG12	2.00	0.61
2:D:240:PHE:CD2	2:D:269:ASP:HB3	2.35	0.61
2:G:255:ARG:HB2	2:G:257:LEU:HG	1.80	0.61
2:G:552:ILE:C	2:G:554:GLU:H	2.04	0.61
1:B:159:ILE:HD12	1:B:159:ILE:N	2.15	0.61
2:H:515:THR:HB	2:H:518:ASP:OD1	2.00	0.61
1:B:208:LEU:HD11	1:B:231:ILE:HD11	1.82	0.61
1:F:168:ASP:H	1:F:188:LEU:HD23	1.64	0.61
2:C:240:PHE:CD2	2:C:268:SER:HB2	2.35	0.61
1:E:168:ASP:H	1:E:188:LEU:HD23	1.65	0.61
2:H:456:SER:OG	2:H:457:TYR:N	2.33	0.61
1:B:131:ASP:OD2	1:B:133:ILE:HD12	2.01	0.61
1:B:205:ALA:HB1	1:B:292:LEU:HD12	1.83	0.61
2:G:478:ASP:OD1	2:G:480:GLU:HB2	2.01	0.61
2:H:240:PHE:CD2	2:H:268:SER:HB2	2.35	0.61
2:C:523:LEU:O	2:C:526:CYS:HB2	2.00	0.61
2:G:107:TYR:CZ	2:G:111:LEU:HD11	2.36	0.61
1:A:301:ASP:O	1:A:303:HIS:N	2.34	0.60
1:A:329:ARG:HG2	1:A:344:VAL:HG22	1.81	0.60
1:E:226:ARG:HH11	1:E:226:ARG:HG3	1.64	0.60
1:F:214:LEU:HD12	1:F:214:LEU:N	2.16	0.60
1:A:131:ASP:OD2	1:A:133:ILE:HD12	2.02	0.60
1:A:168:ASP:H	1:A:188:LEU:HD23	1.65	0.60
2:C:554:GLU:O	2:C:558:ASN:HB3	2.01	0.60
1:E:345:ILE:HD13	2:G:93:VAL:HG11	1.82	0.60
2:H:334:ASP:O	2:H:338:VAL:HG23	2.01	0.60
1:B:65:SER:OG	1:B:119:ALA:HB2	2.01	0.60
2:H:553:ILE:O	2:H:556:ILE:HG22	2.02	0.60
2:C:459:ASN:OD1	2:C:494:THR:HB	2.00	0.60

*Continued on next page...*

*Continued from previous page...*

Atom-1	Atom-2	Interatomic distance (Å)	Clash overlap (Å)
2:C:551:ASN:O	2:C:554:GLU:HB3	2.02	0.60
1:E:302:ASP:OD2	2:G:44:SER:HB3	2.01	0.60
1:A:312:TRP:CE2	1:A:319:LEU:HD13	2.36	0.60
2:C:515:THR:CG2	2:C:516:ASN:N	2.65	0.60
1:F:183:LEU:HD12	1:F:184:ALA:N	2.16	0.60
2:G:299:SER:HB3	2:G:302:THR:OG1	2.01	0.60
2:H:392:GLN:HB3	2:H:393:PRO:HD3	1.84	0.60
2:H:510:HIS:O	2:H:512:PRO:HD3	2.02	0.60
2:C:341:GLY:HA2	2:C:346:ILE:HD11	1.84	0.60
2:D:240:PHE:CD2	2:D:268:SER:HB2	2.36	0.60
1:E:334:THR:HG22	1:E:336:SER:H	1.67	0.60
2:H:240:PHE:CD2	2:H:269:ASP:HB3	2.37	0.60
2:H:553:ILE:HA	2:H:556:ILE:HG22	1.81	0.60
1:B:334:THR:HG22	1:B:336:SER:H	1.66	0.60
2:D:405:ILE:HG13	2:D:406:LEU:N	2.17	0.60
1:F:208:LEU:HD11	1:F:231:ILE:HD11	1.82	0.60
1:A:117:ALA:HB2	1:A:173:TRP:CZ2	2.37	0.59
1:B:145:LEU:H	1:B:145:LEU:HD12	1.67	0.59
2:D:299:SER:HB3	2:D:302:THR:OG1	2.01	0.59
1:B:226:ARG:HG3	1:B:226:ARG:HH11	1.66	0.59
1:E:131:ASP:OD2	1:E:133:ILE:HD12	2.02	0.59
1:E:231:ILE:CD1	1:E:245:ILE:HD11	2.32	0.59
2:G:240:PHE:CD2	2:G:269:ASP:HB3	2.37	0.59
1:E:159:ILE:HD12	1:E:159:ILE:N	2.17	0.59
1:F:312:TRP:CE2	1:F:319:LEU:HD13	2.36	0.59
1:E:12:VAL:HA	1:E:28:SER:CB	2.32	0.59
1:E:117:ALA:HB2	1:E:173:TRP:CZ2	2.37	0.59
1:E:225:GLY:HA2	2:G:503:VAL:HG22	1.85	0.59
2:G:335:PHE:CE2	2:G:339:ILE:HD11	2.38	0.59
2:G:383:VAL:HG12	2:G:384:VAL:N	2.17	0.59
2:H:108:VAL:HG22	2:H:469:PHE:HZ	1.67	0.59
2:C:107:TYR:CZ	2:C:111:LEU:HD11	2.38	0.59
1:A:31:GLN:HG2	1:A:56:SER:O	2.02	0.59
2:C:482:TRP:NE1	2:C:512:PRO:HD2	2.17	0.59
1:E:84:TRP:HA	1:E:99:ASN:O	2.03	0.59
2:C:392:GLN:HB3	2:C:393:PRO:HD3	1.85	0.59
1:E:10:ASP:C	2:G:88:TYR:HE2	2.06	0.59
2:G:515:THR:CG2	2:G:516:ASN:N	2.65	0.59
1:B:301:ASP:O	1:B:303:HIS:N	2.36	0.59
2:C:240:PHE:CD2	2:C:269:ASP:HB3	2.38	0.59
2:D:392:GLN:HB3	2:D:393:PRO:HD3	1.84	0.59

*Continued on next page...*

*Continued from previous page...*

Atom-1	Atom-2	Interatomic distance (Å)	Clash overlap (Å)
1:F:111:LEU:HA	1:F:129:GLY:HA2	1.85	0.59
1:F:159:ILE:HD12	1:F:159:ILE:N	2.18	0.59
1:F:226:ARG:HH11	1:F:226:ARG:HG3	1.68	0.59
2:G:192:LEU:HD11	2:G:204:PHE:CD2	2.37	0.59
1:B:117:ALA:HB2	1:B:173:TRP:CZ2	2.38	0.59
2:C:78:ASN:HB2	2:C:93:VAL:O	2.03	0.59
2:D:192:LEU:HD11	2:D:204:PHE:CD2	2.38	0.59
2:D:383:VAL:HG12	2:D:384:VAL:N	2.18	0.59
1:E:167:SER:HA	1:E:188:LEU:HD21	1.84	0.59
1:A:159:ILE:N	1:A:159:ILE:HD12	2.18	0.58
1:B:85:GLU:CB	1:B:101:LEU:HD21	2.32	0.58
2:C:231:LYS:CE	2:C:233:SER:HB3	2.30	0.58
1:E:77:TYR:HD1	1:E:110:SER:HB2	1.67	0.58
2:C:299:SER:HB3	2:C:302:THR:OG1	2.03	0.58
2:C:383:VAL:HG12	2:C:384:VAL:N	2.18	0.58
2:D:107:TYR:CZ	2:D:111:LEU:HD11	2.38	0.58
1:E:170:CYS:SG	1:E:218:ILE:HG22	2.42	0.58
2:G:274:LEU:HD22	2:G:281:SER:HB3	1.85	0.58
2:G:392:GLN:HB3	2:G:393:PRO:HD3	1.84	0.58
1:B:84:TRP:HA	1:B:99:ASN:O	2.03	0.58
2:D:306:TRP:O	2:D:310:VAL:HG23	2.03	0.58
1:F:85:GLU:CB	1:F:101:LEU:HD21	2.32	0.58
1:F:171:LEU:N	1:F:171:LEU:HD23	2.18	0.58
2:H:227:VAL:HG21	2:H:248:LEU:HD12	1.84	0.58
1:A:84:TRP:HA	1:A:99:ASN:O	2.04	0.58
2:C:295:TYR:HD1	2:C:296:PRO:HD2	1.68	0.58
2:C:334:ASP:O	2:C:338:VAL:HG23	2.03	0.58
1:E:171:LEU:HD23	1:E:171:LEU:N	2.18	0.58
1:E:194:TYR:CE1	1:E:204:VAL:HG22	2.39	0.58
1:F:325:ASP:O	1:F:327:LYS:HG3	2.03	0.58
1:B:168:ASP:H	1:B:188:LEU:HD23	1.68	0.58
1:E:325:ASP:O	1:E:327:LYS:HG3	2.03	0.58
2:G:113:GLU:O	2:G:116:ARG:HG2	2.04	0.58
2:G:451:LEU:CD2	2:G:458:ARG:HG3	2.33	0.58
1:A:171:LEU:N	1:A:171:LEU:HD23	2.17	0.58
2:C:274:LEU:HD22	2:C:281:SER:HB3	1.85	0.58
2:H:107:TYR:CZ	2:H:111:LEU:HD11	2.38	0.58
2:H:197:VAL:O	2:H:197:VAL:CG1	2.52	0.58
2:D:227:VAL:HG21	2:D:248:LEU:HD12	1.86	0.58
2:D:454:LEU:CD2	2:D:503:VAL:HG21	2.33	0.58
1:E:31:GLN:HG2	1:E:56:SER:O	2.03	0.58

*Continued on next page...*

*Continued from previous page...*

Atom-1	Atom-2	Interatomic distance (Å)	Clash overlap (Å)
2:G:394:CYS:O	2:G:398:ILE:HG22	2.04	0.58
2:H:274:LEU:HD22	2:H:281:SER:HB3	1.85	0.58
1:B:12:VAL:HA	1:B:28:SER:CB	2.34	0.58
1:B:171:LEU:HD23	1:B:171:LEU:N	2.18	0.58
2:C:521:TRP:CZ2	2:C:525:ILE:HD11	2.39	0.58
1:F:85:GLU:HB2	1:F:101:LEU:HD11	1.86	0.58
1:A:213:SER:CB	1:A:236:LYS:HB3	2.34	0.58
1:B:325:ASP:O	1:B:327:LYS:HG3	2.03	0.58
2:D:334:ASP:O	2:D:338:VAL:HG23	2.04	0.58
2:D:262:ILE:HG23	2:D:289:ILE:HG23	1.86	0.57
2:G:306:TRP:O	2:G:310:VAL:HG23	2.03	0.57
1:A:231:ILE:CD1	1:A:245:ILE:HD11	2.34	0.57
2:D:500:LYS:O	2:D:504:ILE:HG13	2.03	0.57
1:E:214:LEU:HD12	1:E:214:LEU:N	2.19	0.57
1:F:92:GLU:O	1:F:93:CYS:HB2	2.04	0.57
1:F:205:ALA:HB1	1:F:292:LEU:HD12	1.86	0.57
2:H:459:ASN:N	2:H:459:ASN:HD22	2.02	0.57
2:H:186:ARG:HG3	2:H:190:PHE:HB2	1.87	0.57
1:E:301:ASP:O	1:E:303:HIS:N	2.36	0.57
1:F:131:ASP:OD2	1:F:133:ILE:HD12	2.03	0.57
1:F:156:VAL:O	1:F:157:LEU:HG	2.03	0.57
2:G:42:PRO:HD3	2:G:48:LEU:CB	2.27	0.57
2:G:186:ARG:HG3	2:G:190:PHE:HB2	1.86	0.57
2:G:406:LEU:HD22	2:G:421:ALA:HB2	1.86	0.57
2:H:299:SER:HB3	2:H:302:THR:OG1	2.04	0.57
2:H:508:LEU:HD11	2:H:522:MET:HG3	1.85	0.57
1:A:183:LEU:HD12	1:A:184:ALA:N	2.20	0.57
1:B:156:VAL:O	1:B:157:LEU:HG	2.04	0.57
2:C:482:TRP:N	2:C:483:PRO:CD	2.67	0.57
2:D:524:SER:O	2:D:527:VAL:HB	2.03	0.57
2:H:166:ASP:HB3	2:H:169:VAL:CG2	2.35	0.57
2:C:478:ASP:O	2:C:480:GLU:N	2.37	0.57
1:E:176:SER:HB2	1:E:223:SER:OG	2.05	0.57
2:G:262:ILE:HG23	2:G:289:ILE:HG23	1.86	0.57
2:H:383:VAL:HG12	2:H:384:VAL:N	2.20	0.57
2:C:42:PRO:HB3	2:C:46:ALA:C	2.25	0.57
1:E:156:VAL:O	1:E:157:LEU:HG	2.04	0.57
1:E:183:LEU:HD12	1:E:184:ALA:N	2.20	0.57
1:F:77:TYR:HD1	1:F:110:SER:HB2	1.68	0.57
1:A:26:THR:HG22	1:A:27:CYS:H	1.68	0.57
1:A:85:GLU:CB	1:A:101:LEU:HD21	2.34	0.57

*Continued on next page...*

*Continued from previous page...*

Atom-1	Atom-2	Interatomic distance (Å)	Clash overlap (Å)
1:A:226:ARG:HH11	1:A:226:ARG:HG3	1.70	0.57
2:D:113:GLU:O	2:D:116:ARG:HG2	2.05	0.57
2:D:425:GLU:HB2	2:D:430:ILE:HD11	1.86	0.57
2:D:515:THR:CG2	2:D:516:ASN:N	2.67	0.57
2:H:270:LEU:HG	2:H:271:LEU:N	2.20	0.57
1:A:205:ALA:HB1	1:A:292:LEU:HD12	1.87	0.57
1:B:176:SER:HB2	1:B:223:SER:OG	2.04	0.57
2:C:113:GLU:O	2:C:116:ARG:HG2	2.05	0.57
2:C:523:LEU:HD23	2:C:538:ILE:HD12	1.86	0.57
1:E:85:GLU:CB	1:E:101:LEU:HD21	2.35	0.57
1:F:84:TRP:HA	1:F:99:ASN:O	2.04	0.57
2:H:42:PRO:HG3	2:H:48:LEU:HB2	1.86	0.57
2:H:285:VAL:O	2:H:289:ILE:HG13	2.05	0.57
1:A:38:LEU:HD21	2:C:77:GLN:HG3	1.85	0.57
1:A:156:VAL:O	1:A:157:LEU:HG	2.05	0.57
1:B:231:ILE:CD1	1:B:245:ILE:HD11	2.35	0.57
1:F:117:ALA:HB2	1:F:173:TRP:CZ2	2.40	0.57
2:G:405:ILE:HG13	2:G:406:LEU:N	2.20	0.57
1:A:145:LEU:H	1:A:145:LEU:HD12	1.69	0.56
1:A:176:SER:HB2	1:A:223:SER:OG	2.05	0.56
2:C:197:VAL:O	2:C:197:VAL:CG1	2.53	0.56
2:C:394:CYS:O	2:C:398:ILE:HG22	2.05	0.56
2:C:496:THR:HG22	2:C:497:ARG:N	2.20	0.56
2:D:394:CYS:O	2:D:398:ILE:HG22	2.05	0.56
2:D:453:ASP:CB	2:D:456:SER:HB2	2.35	0.56
1:A:214:LEU:HD12	1:A:214:LEU:N	2.19	0.56
1:B:213:SER:CB	1:B:236:LYS:HB3	2.35	0.56
2:D:515:THR:HG22	2:D:516:ASN:N	2.20	0.56
1:E:158:SER:C	1:E:159:ILE:HD12	2.26	0.56
1:F:31:GLN:HG2	1:F:56:SER:O	2.05	0.56
2:G:425:GLU:HB2	2:G:430:ILE:HD11	1.87	0.56
2:C:163:LYS:HE3	2:C:168:ARG:HH21	1.70	0.56
2:C:550:HIS:O	2:C:553:ILE:HB	2.05	0.56
1:E:121:LEU:HD21	1:E:181:GLU:HB2	1.88	0.56
2:G:500:LYS:O	2:G:504:ILE:HG13	2.06	0.56
2:H:113:GLU:O	2:H:116:ARG:HG2	2.05	0.56
2:H:402:ILE:CD1	2:H:429:LEU:HD13	2.36	0.56
2:H:454:LEU:HD13	2:H:495:GLY:HA3	1.87	0.56
2:C:270:LEU:HG	2:C:271:LEU:N	2.19	0.56
2:C:534:ILE:O	2:C:538:ILE:HG13	2.06	0.56
2:D:42:PRO:CD	2:D:48:LEU:N	2.67	0.56

*Continued on next page...*



*Continued from previous page...*

Atom-1	Atom-2	Interatomic distance (Å)	Clash overlap (Å)
2:D:197:VAL:O	2:D:197:VAL:CG1	2.54	0.56
2:D:285:VAL:O	2:D:289:ILE:HG13	2.05	0.56
1:F:209:PRO:HG3	2:G:315:GLN:HA	1.88	0.56
1:B:194:TYR:CE1	1:B:204:VAL:HG22	2.40	0.56
1:B:322:ALA:HB2	1:B:328:VAL:HG22	1.87	0.56
2:C:554:GLU:O	2:C:558:ASN:N	2.35	0.56
2:D:199:GLU:HG2	2:D:199:GLU:O	2.06	0.56
2:H:231:LYS:HE3	2:H:238:LYS:CG	2.30	0.56
1:A:77:TYR:HD1	1:A:110:SER:HB2	1.69	0.56
2:C:393:PRO:O	2:C:397:ILE:HG13	2.05	0.56
1:A:228:TYR:HD2	1:A:244:LYS:HG3	1.71	0.56
1:B:26:THR:HG22	1:B:27:CYS:H	1.70	0.56
1:B:167:SER:HA	1:B:188:LEU:HD21	1.88	0.56
2:C:186:ARG:HG3	2:C:190:PHE:HB2	1.88	0.56
2:H:240:PHE:HD2	2:H:268:SER:HB2	1.71	0.56
1:A:57:SER:HB2	1:A:77:TYR:HD2	1.71	0.56
1:A:209:PRO:HB2	2:D:318:GLY:HA3	1.88	0.56
2:D:470:ALA:HA	2:D:473:LEU:HD12	1.86	0.56
1:F:228:TYR:HD2	1:F:244:LYS:HG3	1.70	0.56
2:G:285:VAL:O	2:G:289:ILE:HG13	2.06	0.56
2:G:296:PRO:CG	2:G:302:THR:HG22	2.36	0.56
1:B:158:SER:C	1:B:159:ILE:HD12	2.26	0.56
2:C:262:ILE:HG23	2:C:289:ILE:HG23	1.88	0.56
2:D:270:LEU:HG	2:D:271:LEU:N	2.20	0.56
2:D:393:PRO:O	2:D:397:ILE:HG13	2.06	0.56
2:D:274:LEU:HD22	2:D:281:SER:HB3	1.88	0.56
1:E:312:TRP:CE2	1:E:319:LEU:HD13	2.41	0.56
1:F:71:ILE:HD11	1:F:145:LEU:CD2	2.36	0.56
1:F:231:ILE:CD1	1:F:245:ILE:HD11	2.36	0.56
2:H:496:THR:HG22	2:H:498:SER:H	1.71	0.56
1:B:92:GLU:O	1:B:93:CYS:HB2	2.06	0.55
1:E:26:THR:HG22	1:E:27:CYS:H	1.70	0.55
2:G:197:VAL:O	2:G:197:VAL:CG1	2.52	0.55
2:H:391:GLU:O	2:H:395:VAL:HG23	2.05	0.55
1:B:214:LEU:HD12	1:B:214:LEU:N	2.20	0.55
2:G:240:PHE:HD2	2:G:268:SER:HB2	1.70	0.55
2:G:295:TYR:HD1	2:G:296:PRO:HD2	1.72	0.55
2:G:492:SER:O	2:G:494:THR:N	2.38	0.55
2:H:515:THR:CG2	2:H:516:ASN:H	2.16	0.55
1:A:111:LEU:HA	1:A:129:GLY:HA2	1.89	0.55
1:B:121:LEU:HD21	1:B:181:GLU:HB2	1.89	0.55

*Continued on next page...*

*Continued from previous page...*

Atom-1	Atom-2	Interatomic distance (Å)	Clash overlap (Å)
2:D:296:PRO:CG	2:D:302:THR:HG22	2.36	0.55
1:F:26:THR:HG22	1:F:27:CYS:H	1.70	0.55
1:F:121:LEU:HD21	1:F:181:GLU:HB2	1.87	0.55
1:F:209:PRO:HB2	2:G:318:GLY:HA3	1.88	0.55
2:G:484:VAL:O	2:G:488:LEU:HB2	2.05	0.55
1:F:145:LEU:HD12	1:F:145:LEU:H	1.71	0.55
1:A:335:TYR:HB3	2:D:373:GLU:HG3	1.88	0.55
1:B:77:TYR:HD1	1:B:110:SER:HB2	1.69	0.55
1:E:334:THR:CG2	1:E:335:TYR:N	2.70	0.55
2:G:42:PRO:HD2	2:G:46:ALA:O	2.07	0.55
2:H:406:LEU:HD22	2:H:421:ALA:HB2	1.88	0.55
1:A:325:ASP:O	1:A:327:LYS:HG3	2.06	0.55
1:B:57:SER:HB2	1:B:77:TYR:HD2	1.71	0.55
2:C:524:SER:O	2:C:527:VAL:HB	2.06	0.55
2:C:531:LEU:HD13	2:C:534:ILE:HD12	1.88	0.55
2:D:486:ILE:HD12	2:D:504:ILE:HG23	1.89	0.55
1:A:38:LEU:CD2	2:C:77:GLN:HG3	2.37	0.55
1:A:71:ILE:HD11	1:A:145:LEU:CD2	2.36	0.55
2:C:166:ASP:HB3	2:C:169:VAL:CG2	2.36	0.55
1:E:68:TYR:CG	1:E:123:LEU:HD13	2.42	0.55
1:F:38:LEU:HD21	2:H:77:GLN:HG3	1.88	0.55
2:H:553:ILE:HA	2:H:556:ILE:HG21	1.89	0.55
2:C:515:THR:HB	2:C:518:ASP:OD1	2.06	0.55
2:D:537:GLU:O	2:D:540:THR:HB	2.07	0.55
1:E:322:ALA:HB2	1:E:328:VAL:HG22	1.88	0.55
2:G:393:PRO:O	2:G:397:ILE:HG13	2.07	0.55
2:H:68:LYS:HD2	2:H:81:PHE:HE1	1.71	0.55
2:H:295:TYR:HD1	2:H:296:PRO:HD2	1.70	0.55
1:F:57:SER:HB2	1:F:77:TYR:HD2	1.71	0.55
2:G:199:GLU:O	2:G:199:GLU:HG2	2.06	0.55
1:A:92:GLU:O	1:A:93:CYS:HB2	2.07	0.55
2:D:484:VAL:O	2:D:488:LEU:HB2	2.07	0.55
1:F:334:THR:CG2	1:F:335:TYR:N	2.70	0.55
2:H:163:LYS:HE3	2:H:168:ARG:HH21	1.72	0.55
2:H:496:THR:HG22	2:H:497:ARG:N	2.22	0.55
1:B:96:ARG:HG2	1:B:96:ARG:HH11	1.71	0.54
1:B:241:ARG:NH1	1:B:299:GLU:OE2	2.40	0.54
2:D:197:VAL:HB	2:D:366:PRO:HB2	1.89	0.54
1:E:92:GLU:O	1:E:93:CYS:HB2	2.06	0.54
1:E:145:LEU:H	1:E:145:LEU:HD12	1.72	0.54
1:E:224:ILE:HD12	1:E:315:THR:HA	1.88	0.54

*Continued on next page...*

*Continued from previous page...*

Atom-1	Atom-2	Interatomic distance (Å)	Clash overlap (Å)
1:F:120:HIS:HB3	1:F:177:ARG:HG3	1.89	0.54
1:F:192:ILE:CG2	1:F:204:VAL:HG13	2.37	0.54
1:F:213:SER:CB	1:F:236:LYS:HB3	2.36	0.54
2:H:306:TRP:O	2:H:310:VAL:HG23	2.07	0.54
1:A:346:THR:OG1	1:A:347:ALA:N	2.39	0.54
1:B:312:TRP:CE2	1:B:319:LEU:HD13	2.41	0.54
1:B:324:ASP:C	1:B:326:GLY:H	2.09	0.54
1:B:326:GLY:HA3	2:D:58:ILE:HD12	1.88	0.54
2:C:240:PHE:HD2	2:C:268:SER:HB2	1.70	0.54
2:C:453:ASP:CB	2:C:456:SER:HB2	2.37	0.54
1:F:346:THR:OG1	1:F:347:ALA:N	2.38	0.54
1:B:71:ILE:HD11	1:B:145:LEU:CD2	2.37	0.54
2:C:425:GLU:HB2	2:C:430:ILE:HD11	1.89	0.54
2:D:186:ARG:HG3	2:D:190:PHE:HB2	1.88	0.54
2:D:379:LEU:HD22	2:D:384:VAL:HG22	1.90	0.54
1:E:336:SER:HA	2:H:370:LEU:HD22	1.89	0.54
2:H:394:CYS:O	2:H:398:ILE:HG22	2.07	0.54
2:H:534:ILE:O	2:H:538:ILE:HG13	2.08	0.54
1:A:26:THR:HG22	1:A:27:CYS:N	2.23	0.54
2:C:523:LEU:HD23	2:C:538:ILE:CD1	2.37	0.54
1:E:57:SER:HB2	1:E:77:TYR:HD2	1.72	0.54
1:A:85:GLU:HB2	1:A:101:LEU:HD11	1.88	0.54
1:B:336:SER:HA	2:C:370:LEU:HD22	1.88	0.54
1:F:104:LEU:HD13	1:F:137:TYR:CE2	2.42	0.54
1:F:181:GLU:OE1	1:F:196:ARG:HD3	2.07	0.54
2:G:52:THR:HG22	2:G:53:VAL:N	2.23	0.54
2:G:166:ASP:HB3	2:G:169:VAL:CG2	2.38	0.54
2:G:169:VAL:HG12	2:G:170:ASN:N	2.23	0.54
2:G:196:ASP:C	2:G:198:GLU:H	2.11	0.54
2:C:405:ILE:HG13	2:C:406:LEU:N	2.21	0.54
2:C:406:LEU:HD22	2:C:421:ALA:HB2	1.89	0.54
2:G:163:LYS:HE3	2:G:168:ARG:HH21	1.73	0.54
2:G:391:GLU:O	2:G:395:VAL:HG23	2.07	0.54
2:H:199:GLU:O	2:H:199:GLU:HG2	2.07	0.54
2:H:379:LEU:HD22	2:H:384:VAL:HG22	1.90	0.54
1:A:94:SER:OG	1:A:95:GLY:N	2.38	0.54
1:B:133:ILE:HG12	1:B:155:LYS:HG3	1.89	0.54
1:B:170:CYS:SG	1:B:218:ILE:HG22	2.48	0.54
1:E:85:GLU:HB2	1:E:101:LEU:HD11	1.88	0.54
1:E:104:LEU:HD13	1:E:137:TYR:CE2	2.42	0.54
1:F:194:TYR:CE1	1:F:204:VAL:HG22	2.43	0.54

*Continued on next page...*

*Continued from previous page...*

Atom-1	Atom-2	Interatomic distance (Å)	Clash overlap (Å)
1:F:324:ASP:HB3	2:H:64:LYS:CG	2.36	0.54
2:G:379:LEU:HD22	2:G:384:VAL:HG22	1.90	0.54
1:B:38:LEU:HD21	2:D:77:GLN:HG3	1.89	0.54
1:B:334:THR:CG2	1:B:335:TYR:N	2.70	0.54
2:C:52:THR:HG22	2:C:53:VAL:N	2.23	0.54
2:C:285:VAL:O	2:C:289:ILE:HG13	2.08	0.54
2:C:296:PRO:CG	2:C:302:THR:HG22	2.37	0.54
2:D:163:LYS:HE3	2:D:168:ARG:HH21	1.72	0.54
2:H:405:ILE:HG13	2:H:406:LEU:N	2.22	0.54
1:A:121:LEU:HD21	1:A:181:GLU:HB2	1.90	0.54
1:A:192:ILE:CG2	1:A:204:VAL:HG13	2.37	0.54
2:C:486:ILE:HD12	2:C:504:ILE:HG23	1.90	0.54
2:D:429:LEU:O	2:D:430:ILE:HG23	2.08	0.54
1:F:158:SER:C	1:F:159:ILE:HD12	2.28	0.54
2:G:344:ARG:HH11	2:G:344:ARG:CG	2.21	0.54
1:B:38:LEU:CD2	2:D:77:GLN:HG3	2.38	0.54
2:D:406:LEU:HD22	2:D:421:ALA:HB2	1.89	0.54
2:G:270:LEU:HG	2:G:271:LEU:N	2.23	0.54
2:H:393:PRO:O	2:H:397:ILE:HG13	2.07	0.54
2:H:515:THR:CG2	2:H:516:ASN:N	2.70	0.54
1:A:334:THR:CG2	1:A:335:TYR:N	2.71	0.53
1:B:85:GLU:HB2	1:B:101:LEU:HD11	1.88	0.53
1:B:96:ARG:HG2	1:B:96:ARG:NH1	2.23	0.53
2:C:43:VAL:HG23	2:C:44:SER:N	2.22	0.53
1:F:224:ILE:HD12	1:F:315:THR:HA	1.90	0.53
1:B:111:LEU:HA	1:B:129:GLY:HA2	1.91	0.53
2:C:199:GLU:HG2	2:C:199:GLU:O	2.08	0.53
2:C:556:ILE:HG22	2:C:557:ALA:N	2.23	0.53
1:A:194:TYR:CE1	1:A:204:VAL:HG22	2.43	0.53
1:B:181:GLU:OE1	1:B:196:ARG:HD3	2.08	0.53
2:D:152:LEU:O	2:D:156:GLU:HG3	2.09	0.53
2:D:240:PHE:HD2	2:D:268:SER:HB2	1.72	0.53
1:E:326:GLY:HA3	2:G:58:ILE:HD12	1.90	0.53
2:H:52:THR:HG22	2:H:53:VAL:N	2.22	0.53
2:D:52:THR:HG22	2:D:53:VAL:N	2.23	0.53
2:D:158:PHE:O	2:D:162:VAL:HG23	2.08	0.53
2:D:274:LEU:HD11	2:D:285:VAL:HG21	1.88	0.53
2:H:270:LEU:HD13	2:H:289:ILE:HD12	1.90	0.53
1:B:68:TYR:CG	1:B:123:LEU:HD13	2.44	0.53
1:E:133:ILE:HG12	1:E:155:LYS:HG3	1.91	0.53
2:H:262:ILE:HG23	2:H:289:ILE:HG23	1.91	0.53

*Continued on next page...*

*Continued from previous page...*

Atom-1	Atom-2	Interatomic distance (Å)	Clash overlap (Å)
2:H:521:TRP:CH2	2:H:525:ILE:HD11	2.44	0.53
1:A:128:LEU:HD22	1:A:185:VAL:CG1	2.38	0.53
1:A:158:SER:C	1:A:159:ILE:HD12	2.29	0.53
1:B:27:CYS:HB3	1:B:61:ILE:CD1	2.33	0.53
2:D:166:ASP:HB3	2:D:169:VAL:CG2	2.39	0.53
1:E:241:ARG:HG2	1:E:241:ARG:NH1	2.23	0.53
2:G:274:LEU:HD11	2:G:285:VAL:HG21	1.90	0.53
2:H:78:ASN:HB2	2:H:93:VAL:O	2.08	0.53
2:H:124:PHE:HB2	2:H:426:ALA:O	2.08	0.53
2:H:196:ASP:C	2:H:198:GLU:H	2.12	0.53
1:A:181:GLU:OE1	1:A:196:ARG:HD3	2.09	0.53
2:C:402:ILE:CD1	2:C:429:LEU:HD13	2.39	0.53
1:E:86:GLU:HB2	1:E:98:TRP:CH2	2.44	0.53
2:G:270:LEU:HD13	2:G:289:ILE:HD12	1.91	0.53
2:H:482:TRP:N	2:H:483:PRO:CD	2.72	0.53
2:C:306:TRP:O	2:C:310:VAL:HG23	2.09	0.53
1:E:38:LEU:HD21	2:G:77:GLN:HG3	1.89	0.53
1:E:71:ILE:HD11	1:E:145:LEU:CD2	2.39	0.53
1:F:26:THR:HG22	1:F:27:CYS:N	2.24	0.53
2:G:197:VAL:HB	2:G:366:PRO:HB2	1.91	0.53
1:A:241:ARG:HG2	1:A:241:ARG:NH1	2.24	0.53
2:C:68:LYS:HD2	2:C:81:PHE:HE1	1.74	0.53
2:D:270:LEU:HD13	2:D:289:ILE:HD12	1.91	0.53
2:D:391:GLU:O	2:D:395:VAL:HG23	2.09	0.53
2:D:422:MET:SD	2:D:423:ILE:N	2.82	0.53
1:E:96:ARG:HG2	1:E:96:ARG:HH11	1.72	0.53
1:E:324:ASP:C	1:E:326:GLY:H	2.12	0.53
2:G:86:ASP:HA	2:G:88:TYR:HE1	1.74	0.53
2:G:103:GLU:CD	2:G:103:GLU:H	2.11	0.53
1:A:104:LEU:HD13	1:A:137:TYR:CE2	2.43	0.53
1:A:133:ILE:HG12	1:A:155:LYS:HG3	1.90	0.53
2:C:270:LEU:HD13	2:C:289:ILE:HD12	1.91	0.53
2:C:521:TRP:CE2	2:C:525:ILE:HD11	2.44	0.53
1:E:111:LEU:HA	1:E:129:GLY:HA2	1.90	0.53
1:F:236:LYS:HG2	1:F:306:GLU:OE1	2.09	0.53
2:H:274:LEU:HD11	2:H:285:VAL:HG21	1.90	0.53
2:H:508:LEU:HB3	2:H:509:PRO:HD3	1.90	0.53
2:C:166:ASP:HB3	2:C:169:VAL:HG23	1.92	0.52
1:E:128:LEU:HD22	1:E:185:VAL:CG1	2.38	0.52
1:A:120:HIS:HB3	1:A:177:ARG:HG3	1.91	0.52
1:A:224:ILE:HD12	1:A:315:THR:HA	1.91	0.52

*Continued on next page...*

*Continued from previous page...*

Atom-1	Atom-2	Interatomic distance (Å)	Clash overlap (Å)
1:A:241:ARG:NH1	1:A:299:GLU:OE2	2.42	0.52
1:E:194:TYR:HE1	1:E:204:VAL:HG22	1.74	0.52
1:F:326:GLY:CA	2:H:58:ILE:HD12	2.39	0.52
2:C:43:VAL:HG23	2:C:44:SER:H	1.74	0.52
2:C:274:LEU:HD11	2:C:285:VAL:HG21	1.90	0.52
2:C:379:LEU:HD22	2:C:384:VAL:HG22	1.91	0.52
2:C:470:ALA:O	2:C:473:LEU:HB2	2.09	0.52
1:E:15:VAL:HG21	2:G:90:LEU:HD21	1.91	0.52
1:E:213:SER:CB	1:E:236:LYS:HB3	2.37	0.52
1:F:120:HIS:CB	1:F:177:ARG:HG3	2.39	0.52
1:B:128:LEU:HD22	1:B:185:VAL:CG1	2.39	0.52
2:C:152:LEU:O	2:C:156:GLU:HG3	2.09	0.52
2:C:453:ASP:HB3	2:C:456:SER:HB2	1.90	0.52
1:E:26:THR:HG22	1:E:27:CYS:N	2.23	0.52
1:F:176:SER:HB2	1:F:223:SER:OG	2.09	0.52
2:H:379:LEU:CD2	2:H:384:VAL:HG22	2.39	0.52
2:H:453:ASP:CB	2:H:456:SER:HB2	2.39	0.52
2:C:391:GLU:O	2:C:395:VAL:HG23	2.09	0.52
1:E:141:GLU:HG2	1:E:143:SER:OG	2.08	0.52
1:F:190:GLN:O	1:F:215:ILE:HD12	2.10	0.52
1:F:241:ARG:NH1	1:F:299:GLU:OE2	2.43	0.52
2:H:166:ASP:HB3	2:H:169:VAL:HG23	1.92	0.52
2:H:308:ASN:C	2:H:308:ASN:HD22	2.13	0.52
2:H:425:GLU:HB2	2:H:430:ILE:HD11	1.91	0.52
1:E:346:THR:OG1	1:E:347:ALA:N	2.40	0.52
2:G:42:PRO:CG	2:G:48:LEU:HB2	2.39	0.52
1:A:324:ASP:C	1:A:326:GLY:H	2.13	0.52
1:B:104:LEU:HD13	1:B:137:TYR:CE2	2.43	0.52
1:B:192:ILE:CG2	1:B:204:VAL:HG13	2.39	0.52
2:C:196:ASP:C	2:C:198:GLU:H	2.12	0.52
1:E:96:ARG:HG2	1:E:96:ARG:NH1	2.24	0.52
1:E:192:ILE:CG2	1:E:204:VAL:HG13	2.40	0.52
1:F:324:ASP:C	1:F:326:GLY:H	2.13	0.52
1:B:183:LEU:HD12	1:B:184:ALA:N	2.24	0.52
1:B:190:GLN:O	1:B:215:ILE:HD12	2.09	0.52
2:D:68:LYS:HD2	2:D:81:PHE:HE1	1.74	0.52
1:F:141:GLU:HG2	1:F:143:SER:OG	2.10	0.52
2:G:204:PHE:HD1	2:G:205:ILE:N	2.07	0.52
2:H:508:LEU:HD11	2:H:522:MET:CG	2.40	0.52
1:A:190:GLN:O	1:A:215:ILE:HD12	2.10	0.52
1:B:120:HIS:HB3	1:B:177:ARG:HG3	1.92	0.52

*Continued on next page...*

*Continued from previous page...*

Atom-1	Atom-2	Interatomic distance (Å)	Clash overlap (Å)
2:C:492:SER:O	2:C:500:LYS:NZ	2.37	0.52
2:C:533:GLU:OE1	2:C:533:GLU:HA	2.10	0.52
1:F:128:LEU:HD22	1:F:185:VAL:CG1	2.40	0.52
1:F:322:ALA:HB2	1:F:328:VAL:HG22	1.91	0.52
1:A:322:ALA:HB2	1:A:328:VAL:HG22	1.91	0.52
1:A:334:THR:HG22	1:A:335:TYR:H	1.75	0.52
1:B:241:ARG:HG2	1:B:241:ARG:NH1	2.25	0.52
2:C:379:LEU:HD11	2:C:395:VAL:CG1	2.40	0.52
2:D:379:LEU:CD2	2:D:384:VAL:HG22	2.40	0.52
1:F:38:LEU:CD2	2:H:77:GLN:HG3	2.39	0.52
2:D:295:TYR:HD1	2:D:296:PRO:HD2	1.74	0.51
1:F:324:ASP:HB3	2:H:64:LYS:HB3	1.92	0.51
2:H:272:PRO:O	2:H:273:TYR:C	2.49	0.51
1:A:120:HIS:CB	1:A:177:ARG:HG3	2.40	0.51
2:D:204:PHE:HD1	2:D:205:ILE:N	2.08	0.51
1:B:224:ILE:HD12	1:B:315:THR:HA	1.91	0.51
2:D:196:ASP:C	2:D:198:GLU:H	2.13	0.51
1:E:329:ARG:NH1	2:G:44:SER:HB2	2.25	0.51
2:H:152:LEU:O	2:H:156:GLU:HG3	2.10	0.51
2:H:296:PRO:CG	2:H:302:THR:HG22	2.37	0.51
1:B:346:THR:OG1	1:B:347:ALA:N	2.41	0.51
2:G:379:LEU:CD2	2:G:384:VAL:HG22	2.40	0.51
2:H:103:GLU:H	2:H:103:GLU:CD	2.13	0.51
2:C:192:LEU:HD11	2:C:204:PHE:HD2	1.76	0.51
2:D:453:ASP:HB2	2:D:456:SER:HB2	1.91	0.51
1:F:214:LEU:H	1:F:214:LEU:CD1	2.22	0.51
2:G:537:GLU:O	2:G:540:THR:HB	2.10	0.51
2:H:335:PHE:CD2	2:H:339:ILE:HD11	2.46	0.51
1:B:26:THR:HG22	1:B:27:CYS:N	2.25	0.51
2:C:429:LEU:O	2:C:430:ILE:HG23	2.11	0.51
2:D:42:PRO:CD	2:D:47:ILE:C	2.79	0.51
2:D:78:ASN:HB2	2:D:93:VAL:O	2.11	0.51
2:D:86:ASP:HA	2:D:88:TYR:HE1	1.75	0.51
1:F:94:SER:OG	1:F:95:GLY:N	2.41	0.51
2:H:461:MET:O	2:H:465:MET:HG3	2.11	0.51
1:A:136:LEU:HD11	1:A:202:LEU:HD11	1.93	0.51
2:D:97:ARG:HD2	2:D:174:GLU:OE2	2.11	0.51
2:D:534:ILE:O	2:D:538:ILE:HG13	2.10	0.51
1:E:94:SER:OG	1:E:95:GLY:N	2.43	0.51
1:F:133:ILE:HG12	1:F:155:LYS:HG3	1.92	0.51
2:G:429:LEU:O	2:G:430:ILE:HG23	2.11	0.51

*Continued on next page...*

*Continued from previous page...*

Atom-1	Atom-2	Interatomic distance (Å)	Clash overlap (Å)
1:B:10:ASP:C	2:D:88:TYR:HE2	2.14	0.51
1:B:86:GLU:HB2	1:B:98:TRP:CH2	2.46	0.51
1:B:94:SER:OG	1:B:95:GLY:N	2.44	0.51
1:B:334:THR:HG22	1:B:335:TYR:H	1.75	0.51
2:D:322:THR:HG23	2:D:324:ILE:HG12	1.92	0.51
1:E:190:GLN:O	1:E:215:ILE:HD12	2.11	0.51
1:F:241:ARG:HG2	1:F:241:ARG:NH1	2.26	0.51
2:G:369:GLU:HG2	2:H:457:TYR:O	2.11	0.51
1:A:108:LYS:HE2	1:A:133:ILE:CD1	2.40	0.51
1:B:228:TYR:HD2	1:B:244:LYS:HG3	1.76	0.51
2:C:56:GLN:HG3	2:C:56:GLN:O	2.11	0.51
2:D:42:PRO:CB	2:D:48:LEU:HD22	2.27	0.51
2:D:335:PHE:CD2	2:D:339:ILE:HD11	2.46	0.51
2:D:367:SER:C	2:D:369:GLU:H	2.14	0.51
1:E:34:LYS:HE2	1:E:50:SER:OG	2.11	0.51
1:E:221:ALA:HB2	1:E:312:TRP:CE2	2.46	0.51
2:C:103:GLU:H	2:C:103:GLU:CD	2.14	0.50
2:C:231:LYS:H	2:C:234:THR:HB	1.75	0.50
2:D:42:PRO:HB3	2:D:48:LEU:CG	2.40	0.50
1:E:241:ARG:NH1	1:E:299:GLU:OE2	2.43	0.50
1:E:245:ILE:HA	1:E:293:GLN:O	2.11	0.50
1:E:310:VAL:HG13	1:E:310:VAL:O	2.11	0.50
2:G:158:PHE:O	2:G:162:VAL:HG23	2.11	0.50
2:G:235:ALA:C	2:G:237:LYS:H	2.14	0.50
2:G:513:PHE:C	2:G:513:PHE:CD1	2.85	0.50
1:E:228:TYR:HD2	1:E:244:LYS:HG3	1.77	0.50
1:A:236:LYS:HG2	1:A:306:GLU:OE1	2.11	0.50
1:A:336:SER:HA	2:D:370:LEU:HD22	1.94	0.50
2:C:373:GLU:O	2:C:377:MET:HG3	2.12	0.50
2:C:508:LEU:HB3	2:C:509:PRO:HD3	1.94	0.50
2:G:481:LEU:O	2:G:484:VAL:HB	2.12	0.50
2:C:423:ILE:O	2:C:426:ALA:HB3	2.11	0.50
1:F:34:LYS:HE2	1:F:50:SER:OG	2.12	0.50
1:B:108:LYS:HE2	1:B:133:ILE:CD1	2.41	0.50
2:C:367:SER:C	2:C:369:GLU:H	2.15	0.50
2:D:246:TRP:CE2	2:D:331:TYR:HB3	2.47	0.50
1:E:231:ILE:HD11	1:E:245:ILE:HD11	1.93	0.50
1:F:295:GLU:HG2	2:G:311:LEU:HD21	1.94	0.50
2:G:422:MET:SD	2:G:423:ILE:N	2.85	0.50
2:C:375:LEU:HD11	2:C:395:VAL:HG13	1.94	0.50
2:C:557:ALA:O	2:C:561:ARG:N	2.39	0.50

*Continued on next page...*



*Continued from previous page...*

Atom-1	Atom-2	Interatomic distance (Å)	Clash overlap (Å)
2:G:246:TRP:CE2	2:G:331:TYR:HB3	2.47	0.50
2:H:492:SER:O	2:H:500:LYS:NZ	2.41	0.50
2:C:158:PHE:O	2:C:162:VAL:HG23	2.12	0.50
2:D:103:GLU:CD	2:D:103:GLU:H	2.15	0.50
2:G:514:VAL:HG12	2:G:515:THR:N	2.27	0.50
1:B:34:LYS:HE2	1:B:50:SER:OG	2.12	0.50
2:C:204:PHE:HD1	2:C:205:ILE:N	2.09	0.50
2:D:42:PRO:HD2	2:D:47:ILE:CA	2.42	0.50
2:G:152:LEU:O	2:G:156:GLU:HG3	2.12	0.50
2:C:169:VAL:HG12	2:C:170:ASN:N	2.27	0.50
2:C:379:LEU:CD2	2:C:384:VAL:HG22	2.42	0.50
2:D:271:LEU:N	2:D:272:PRO:CD	2.75	0.50
1:E:38:LEU:CD2	2:G:77:GLN:HG3	2.41	0.50
2:H:344:ARG:HH11	2:H:344:ARG:CG	2.21	0.50
1:A:96:ARG:NH1	1:A:96:ARG:HG2	2.27	0.49
2:D:169:VAL:HG12	2:D:170:ASN:N	2.25	0.49
2:D:190:PHE:CZ	2:D:427:LYS:HG3	2.47	0.49
1:F:221:ALA:HB2	1:F:312:TRP:CE2	2.47	0.49
2:G:214:ARG:O	2:G:214:ARG:HG3	2.12	0.49
2:G:451:LEU:CD1	2:G:458:ARG:HG3	2.42	0.49
2:H:379:LEU:HD11	2:H:395:VAL:CG1	2.42	0.49
1:B:194:TYR:HE1	1:B:204:VAL:HG22	1.77	0.49
2:D:214:ARG:O	2:D:214:ARG:HG3	2.11	0.49
1:E:120:HIS:HB3	1:E:177:ARG:HG3	1.94	0.49
2:G:68:LYS:HD2	2:G:81:PHE:HE1	1.77	0.49
2:G:166:ASP:HB3	2:G:169:VAL:HG23	1.94	0.49
2:G:322:THR:HG23	2:G:324:ILE:HG12	1.92	0.49
2:H:94:ARG:HH21	2:H:98:LEU:HB3	1.76	0.49
2:H:98:LEU:HD11	2:H:476:LEU:CD1	2.42	0.49
2:H:429:LEU:O	2:H:430:ILE:HG23	2.12	0.49
2:H:482:TRP:O	2:H:486:ILE:HG12	2.12	0.49
1:B:141:GLU:HG2	1:B:143:SER:OG	2.12	0.49
2:C:173:TYR:HA	2:C:176:GLU:HB2	1.93	0.49
2:D:56:GLN:O	2:D:56:GLN:HG3	2.11	0.49
1:F:194:TYR:HE1	1:F:204:VAL:HG22	1.77	0.49
1:A:86:GLU:HB2	1:A:98:TRP:CH2	2.47	0.49
1:A:221:ALA:HB2	1:A:312:TRP:CE2	2.47	0.49
1:E:128:LEU:HD22	1:E:185:VAL:HG11	1.94	0.49
2:G:334:ASP:O	2:G:338:VAL:HG23	2.10	0.49
2:G:367:SER:C	2:G:369:GLU:H	2.15	0.49
2:H:367:SER:C	2:H:369:GLU:H	2.16	0.49

*Continued on next page...*

*Continued from previous page...*

Atom-1	Atom-2	Interatomic distance (Å)	Clash overlap (Å)
1:A:194:TYR:HE1	1:A:204:VAL:HG22	1.78	0.49
1:B:221:ALA:HB2	1:B:312:TRP:CE2	2.47	0.49
1:B:245:ILE:HA	1:B:293:GLN:O	2.11	0.49
2:C:69:PHE:HD2	2:C:80:ALA:HB2	1.76	0.49
2:C:69:PHE:CD2	2:C:80:ALA:HB2	2.47	0.49
1:E:27:CYS:HB3	1:E:61:ILE:CD1	2.37	0.49
2:G:192:LEU:HD11	2:G:204:PHE:HD2	1.77	0.49
2:G:227:VAL:HG21	2:G:248:LEU:HD12	1.93	0.49
1:A:141:GLU:HG2	1:A:143:SER:OG	2.12	0.49
2:C:42:PRO:HA	2:C:46:ALA:O	2.13	0.49
2:C:268:SER:O	2:C:272:PRO:HD2	2.12	0.49
2:C:482:TRP:N	2:C:483:PRO:HD3	2.25	0.49
1:F:136:LEU:HD11	1:F:202:LEU:HD11	1.94	0.49
2:C:86:ASP:HA	2:C:88:TYR:HE1	1.77	0.49
2:D:86:ASP:N	2:D:88:TYR:CE1	2.80	0.49
2:H:155:LEU:O	2:H:159:ILE:HG13	2.13	0.49
1:B:120:HIS:CB	1:B:177:ARG:HG3	2.43	0.49
2:C:335:PHE:CD2	2:C:339:ILE:HD11	2.48	0.49
1:F:334:THR:HG22	1:F:335:TYR:H	1.75	0.49
2:G:86:ASP:HA	2:G:88:TYR:CE1	2.48	0.49
2:D:166:ASP:HB3	2:D:169:VAL:HG23	1.95	0.49
2:D:272:PRO:O	2:D:273:TYR:C	2.50	0.49
2:G:69:PHE:HD2	2:G:80:ALA:HB2	1.76	0.49
2:H:231:LYS:HG3	2:H:232:ASP:N	2.27	0.49
2:H:398:ILE:HG23	2:H:399:SER:N	2.28	0.49
2:H:549:ALA:O	2:H:551:ASN:N	2.45	0.49
1:A:193:ILE:CD1	1:A:245:ILE:HD13	2.43	0.49
1:A:247:GLU:HB3	1:A:292:LEU:HD23	1.94	0.49
1:B:236:LYS:HG2	1:B:306:GLU:OE1	2.13	0.49
2:C:272:PRO:O	2:C:273:TYR:C	2.51	0.49
2:D:423:ILE:O	2:D:426:ALA:HB3	2.12	0.49
1:E:11:LEU:N	2:G:88:TYR:HE2	2.10	0.49
1:E:236:LYS:HG2	1:E:306:GLU:OE1	2.12	0.49
2:H:104:PHE:O	2:H:107:TYR:N	2.46	0.49
1:A:79:LYS:HG2	1:A:110:SER:N	2.28	0.48
1:A:128:LEU:HD22	1:A:185:VAL:HG11	1.95	0.48
2:C:535:ALA:HA	2:C:538:ILE:HD12	1.95	0.48
1:F:79:LYS:HG2	1:F:110:SER:N	2.27	0.48
1:F:231:ILE:HD11	1:F:245:ILE:HD11	1.95	0.48
2:H:231:LYS:NZ	2:H:238:LYS:HD3	2.28	0.48
1:F:168:ASP:H	1:F:188:LEU:CD2	2.26	0.48

*Continued on next page...*

*Continued from previous page...*

Atom-1	Atom-2	Interatomic distance (Å)	Clash overlap (Å)
2:H:158:PHE:O	2:H:162:VAL:HG23	2.12	0.48
2:H:204:PHE:O	2:H:206:GLU:N	2.46	0.48
2:H:344:ARG:HG3	2:H:344:ARG:NH1	2.25	0.48
1:A:114:VAL:HG23	1:A:126:ALA:O	2.13	0.48
1:A:208:LEU:HD11	1:A:231:ILE:HD12	1.94	0.48
2:C:515:THR:HG22	2:C:517:ASP:N	2.20	0.48
2:H:173:TYR:HA	2:H:176:GLU:HB2	1.95	0.48
1:A:68:TYR:CG	1:A:123:LEU:HD13	2.49	0.48
1:B:247:GLU:HB3	1:B:292:LEU:HD23	1.95	0.48
2:G:515:THR:HG22	2:G:517:ASP:N	2.22	0.48
2:G:552:ILE:O	2:G:552:ILE:HG22	2.13	0.48
2:H:268:SER:O	2:H:272:PRO:HD2	2.13	0.48
1:A:138:ASP:HA	1:A:148:TRP:CE3	2.49	0.48
1:E:334:THR:HG22	1:E:335:TYR:H	1.74	0.48
2:G:56:GLN:HG3	2:G:56:GLN:O	2.13	0.48
2:G:69:PHE:CD2	2:G:80:ALA:HB2	2.49	0.48
2:C:322:THR:HG23	2:C:324:ILE:HG12	1.95	0.48
2:D:98:LEU:HD12	2:D:99:ASP:H	1.78	0.48
1:E:181:GLU:OE1	1:E:196:ARG:HD3	2.13	0.48
2:H:56:GLN:HG3	2:H:56:GLN:O	2.13	0.48
2:H:189:TYR:O	2:H:427:LYS:HE3	2.14	0.48
1:A:247:GLU:HB3	1:A:292:LEU:CD2	2.44	0.48
1:B:310:VAL:O	1:B:310:VAL:HG13	2.14	0.48
2:C:532:PRO:HG2	2:C:533:GLU:H	1.78	0.48
2:D:145:ASN:OD1	2:D:190:PHE:HA	2.14	0.48
2:D:308:ASN:HD22	2:D:308:ASN:C	2.16	0.48
1:E:214:LEU:H	1:E:214:LEU:CD1	2.25	0.48
1:E:324:ASP:HB3	2:G:64:LYS:CG	2.42	0.48
1:F:128:LEU:HD22	1:F:185:VAL:HG11	1.96	0.48
1:F:247:GLU:HB3	1:F:292:LEU:HD23	1.94	0.48
1:A:15:VAL:O	2:C:70:LYS:HD2	2.13	0.48
2:C:308:ASN:C	2:C:308:ASN:HD22	2.16	0.48
2:C:344:ARG:HH11	2:C:344:ARG:CG	2.20	0.48
2:D:344:ARG:HG3	2:D:344:ARG:NH1	2.26	0.48
2:D:478:ASP:O	2:D:480:GLU:N	2.47	0.48
2:G:398:ILE:HG23	2:G:399:SER:N	2.29	0.48
1:A:96:ARG:HG2	1:A:96:ARG:HH11	1.78	0.48
1:B:224:ILE:HG22	2:D:471:PHE:CZ	2.48	0.48
1:B:231:ILE:HD11	1:B:245:ILE:HD11	1.94	0.48
1:B:247:GLU:HB3	1:B:292:LEU:CD2	2.44	0.48
2:D:268:SER:O	2:D:272:PRO:HD2	2.13	0.48

*Continued on next page...*

*Continued from previous page...*

Atom-1	Atom-2	Interatomic distance (Å)	Clash overlap (Å)
1:F:86:GLU:HB2	1:F:98:TRP:CH2	2.48	0.48
2:G:523:LEU:HD23	2:G:538:ILE:CD1	2.43	0.48
2:H:169:VAL:HG12	2:H:170:ASN:N	2.27	0.48
2:C:155:LEU:O	2:C:159:ILE:HG13	2.13	0.48
2:C:271:LEU:N	2:C:272:PRO:CD	2.77	0.48
2:C:508:LEU:HD11	2:C:522:MET:HG3	1.96	0.48
2:D:204:PHE:O	2:D:206:GLU:N	2.47	0.48
2:D:398:ILE:HG23	2:D:399:SER:N	2.29	0.48
1:E:226:ARG:HG3	1:E:226:ARG:NH1	2.28	0.48
1:F:96:ARG:NH1	1:F:96:ARG:HG2	2.29	0.48
1:F:151:THR:HG22	1:F:152:SER:N	2.29	0.48
2:G:78:ASN:HB2	2:G:93:VAL:O	2.13	0.48
2:G:190:PHE:CZ	2:G:427:LYS:HG3	2.48	0.48
2:H:52:THR:HG22	2:H:54:ASN:H	1.79	0.48
2:H:422:MET:SD	2:H:423:ILE:N	2.87	0.48
2:H:459:ASN:HB3	2:H:494:THR:CB	2.44	0.48
2:H:471:PHE:O	2:H:473:LEU:N	2.47	0.48
1:B:214:LEU:H	1:B:214:LEU:CD1	2.25	0.47
2:C:86:ASP:HA	2:C:88:TYR:CE1	2.49	0.47
2:D:52:THR:HG22	2:D:54:ASN:H	1.79	0.47
2:D:313:LEU:HD23	2:D:313:LEU:C	2.35	0.47
1:E:54:HIS:HD2	1:E:58:ILE:HG12	1.78	0.47
1:E:193:ILE:CD1	1:E:245:ILE:HD13	2.44	0.47
2:G:173:TYR:HA	2:G:176:GLU:HB2	1.95	0.47
2:G:268:SER:O	2:G:272:PRO:HD2	2.13	0.47
2:H:192:LEU:HD11	2:H:204:PHE:HD2	1.75	0.47
1:E:247:GLU:HB3	1:E:292:LEU:HD23	1.96	0.47
1:F:54:HIS:CE1	1:F:82:LYS:HB2	2.49	0.47
1:F:108:LYS:HE2	1:F:133:ILE:CD1	2.44	0.47
2:G:86:ASP:N	2:G:88:TYR:CE1	2.82	0.47
2:G:117:ASP:C	2:G:119:GLY:H	2.18	0.47
2:G:469:PHE:O	2:G:472:GLU:N	2.47	0.47
2:H:69:PHE:HD2	2:H:80:ALA:HB2	1.79	0.47
2:C:52:THR:HG22	2:C:54:ASN:H	1.79	0.47
2:D:118:LEU:O	2:D:119:GLY:C	2.53	0.47
2:D:502:MET:O	2:D:505:ALA:HB3	2.15	0.47
1:E:108:LYS:HE2	1:E:133:ILE:CD1	2.43	0.47
1:E:120:HIS:CB	1:E:177:ARG:HG3	2.44	0.47
1:E:247:GLU:HB3	1:E:292:LEU:CD2	2.45	0.47
2:G:505:ALA:HB2	2:G:531:LEU:HD22	1.95	0.47
2:H:153:ASN:O	2:H:156:GLU:N	2.46	0.47

*Continued on next page...*

*Continued from previous page...*

Atom-1	Atom-2	Interatomic distance (Å)	Clash overlap (Å)
1:B:128:LEU:HD22	1:B:185:VAL:HG11	1.97	0.47
1:F:247:GLU:HB3	1:F:292:LEU:CD2	2.44	0.47
2:G:250:ASN:O	2:G:254:LEU:HG	2.13	0.47
2:G:269:ASP:O	2:G:270:LEU:C	2.53	0.47
2:G:271:LEU:N	2:G:272:PRO:CD	2.77	0.47
2:H:204:PHE:HD1	2:H:205:ILE:N	2.12	0.47
2:H:470:ALA:O	2:H:473:LEU:HB2	2.15	0.47
2:C:204:PHE:O	2:C:206:GLU:N	2.48	0.47
2:D:86:ASP:HA	2:D:88:TYR:CE1	2.49	0.47
2:D:198:GLU:HA	2:D:300:SER:OG	2.14	0.47
1:F:96:ARG:HG2	1:F:96:ARG:HH11	1.80	0.47
1:F:310:VAL:HG13	1:F:310:VAL:O	2.15	0.47
2:G:118:LEU:O	2:G:119:GLY:C	2.52	0.47
2:G:204:PHE:O	2:G:206:GLU:N	2.48	0.47
2:G:240:PHE:HD2	2:G:268:SER:CB	2.28	0.47
2:H:532:PRO:O	2:H:535:ALA:HB3	2.15	0.47
1:A:310:VAL:O	1:A:310:VAL:HG13	2.15	0.47
2:C:42:PRO:HB3	2:C:46:ALA:O	2.14	0.47
2:D:228:PHE:CE2	2:D:267:ARG:HG3	2.49	0.47
2:G:112:PHE:O	2:G:115:TYR:HB3	2.14	0.47
1:A:97:ARG:HH11	1:A:97:ARG:HG3	1.80	0.47
1:A:214:LEU:H	1:A:214:LEU:CD1	2.26	0.47
1:A:324:ASP:HB3	2:C:64:LYS:CG	2.43	0.47
2:D:104:PHE:O	2:D:107:TYR:N	2.47	0.47
2:D:104:PHE:C	2:D:106:ALA:H	2.18	0.47
2:D:155:LEU:O	2:D:159:ILE:HG13	2.14	0.47
2:D:269:ASP:O	2:D:270:LEU:C	2.52	0.47
1:F:68:TYR:CG	1:F:123:LEU:HD13	2.49	0.47
2:G:155:LEU:O	2:G:159:ILE:HG13	2.14	0.47
2:G:505:ALA:HB2	2:G:531:LEU:CD2	2.45	0.47
2:H:98:LEU:HD12	2:H:99:ASP:H	1.79	0.47
2:H:184:CYS:HB2	2:H:211:TRP:CE2	2.49	0.47
2:H:322:THR:HG23	2:H:324:ILE:HG12	1.95	0.47
1:A:231:ILE:HD11	1:A:245:ILE:HD11	1.96	0.47
2:C:112:PHE:O	2:C:115:TYR:HB3	2.14	0.47
2:C:189:TYR:O	2:C:427:LYS:HE3	2.15	0.47
2:D:108:VAL:HG22	2:D:469:PHE:HZ	1.80	0.47
2:G:335:PHE:CD2	2:G:339:ILE:HD11	2.50	0.47
2:H:271:LEU:O	2:H:275:SER:HB3	2.15	0.47
2:H:375:LEU:HD11	2:H:395:VAL:HG13	1.96	0.47
1:A:168:ASP:H	1:A:188:LEU:CD2	2.27	0.47

*Continued on next page...*

*Continued from previous page...*

Atom-1	Atom-2	Interatomic distance (Å)	Clash overlap (Å)
2:C:398:ILE:HG23	2:C:399:SER:N	2.29	0.47
2:D:112:PHE:O	2:D:115:TYR:HB3	2.15	0.47
2:D:173:TYR:HA	2:D:176:GLU:HB2	1.95	0.47
1:E:81:VAL:CG2	1:E:111:LEU:HD13	2.33	0.47
2:G:98:LEU:HD12	2:G:99:ASP:H	1.80	0.47
2:G:344:ARG:CG	2:G:344:ARG:NH1	2.78	0.47
2:G:451:LEU:HD21	2:G:458:ARG:HG3	1.97	0.47
2:H:373:GLU:O	2:H:377:MET:HG3	2.15	0.47
2:H:549:ALA:O	2:H:550:HIS:C	2.52	0.47
1:B:138:ASP:HA	1:B:148:TRP:CE3	2.50	0.47
2:C:269:ASP:O	2:C:270:LEU:O	2.32	0.47
2:C:454:LEU:HD13	2:C:495:GLY:HA3	1.97	0.47
2:D:99:ASP:OD2	2:D:171:ARG:NE	2.48	0.47
2:D:192:LEU:HD11	2:D:204:PHE:HD2	1.79	0.47
1:E:54:HIS:CE1	1:E:82:LYS:HB2	2.50	0.47
1:F:138:ASP:HA	1:F:148:TRP:CE3	2.50	0.47
1:F:193:ILE:CD1	1:F:245:ILE:HD13	2.44	0.47
2:G:457:TYR:C	2:G:457:TYR:CD1	2.89	0.47
2:G:508:LEU:O	2:G:510:HIS:N	2.48	0.47
1:A:324:ASP:HB3	2:C:64:LYS:HB3	1.96	0.46
2:D:201:ARG:NH2	2:D:303:PHE:CD1	2.83	0.46
2:D:344:ARG:HH11	2:D:344:ARG:CG	2.22	0.46
1:E:168:ASP:H	1:E:188:LEU:CD2	2.28	0.46
1:F:328:VAL:HG11	2:H:69:PHE:CG	2.50	0.46
2:G:52:THR:HG22	2:G:54:ASN:H	1.80	0.46
2:G:454:LEU:HD12	2:G:454:LEU:O	2.15	0.46
2:H:69:PHE:CD2	2:H:80:ALA:HB2	2.49	0.46
1:A:27:CYS:HB3	1:A:61:ILE:CD1	2.39	0.46
1:B:324:ASP:HB3	2:D:64:LYS:CG	2.45	0.46
2:C:94:ARG:HH21	2:C:98:LEU:HB3	1.80	0.46
2:G:548:SER:HA	2:G:551:ASN:ND2	2.30	0.46
2:H:112:PHE:O	2:H:115:TYR:HB3	2.15	0.46
2:H:216:ASP:OD2	2:H:218:GLU:HB2	2.15	0.46
1:B:151:THR:CG2	1:B:196:ARG:HH22	2.29	0.46
2:C:344:ARG:HG3	2:C:344:ARG:NH1	2.24	0.46
1:E:16:VAL:HG21	1:E:61:ILE:O	2.15	0.46
2:H:86:ASP:HA	2:H:88:TYR:HE1	1.79	0.46
2:H:271:LEU:N	2:H:272:PRO:CD	2.78	0.46
1:A:34:LYS:HE2	1:A:50:SER:OG	2.14	0.46
2:C:86:ASP:N	2:C:88:TYR:CE1	2.82	0.46
2:C:526:CYS:O	2:C:530:ARG:HA	2.15	0.46

*Continued on next page...*

*Continued from previous page...*

Atom-1	Atom-2	Interatomic distance (Å)	Clash overlap (Å)
1:E:86:GLU:HB2	1:E:98:TRP:CZ3	2.50	0.46
1:F:97:ARG:HH11	1:F:97:ARG:HG3	1.80	0.46
1:F:169:PHE:O	1:F:170:CYS:HB3	2.16	0.46
2:G:272:PRO:O	2:G:273:TYR:C	2.53	0.46
2:H:423:ILE:O	2:H:426:ALA:HB3	2.14	0.46
1:B:226:ARG:HG3	1:B:226:ARG:NH1	2.30	0.46
2:C:460:GLY:C	2:C:462:ALA:N	2.69	0.46
2:C:478:ASP:C	2:C:480:GLU:N	2.69	0.46
2:C:552:ILE:O	2:C:556:ILE:HG13	2.16	0.46
1:F:295:GLU:HG2	2:G:311:LEU:CD2	2.46	0.46
1:F:302:ASP:OD2	2:H:44:SER:HB3	2.16	0.46
2:G:305:GLU:O	2:G:309:LEU:HG	2.15	0.46
2:C:457:TYR:CD1	2:C:457:TYR:C	2.89	0.46
2:C:478:ASP:C	2:C:480:GLU:H	2.19	0.46
2:D:153:ASN:O	2:D:156:GLU:N	2.46	0.46
2:D:240:PHE:HD2	2:D:268:SER:CB	2.29	0.46
2:D:496:THR:HB	2:D:499:ALA:H	1.81	0.46
1:B:76:SER:OG	1:B:77:TYR:N	2.48	0.46
2:C:271:LEU:O	2:C:275:SER:HB3	2.15	0.46
2:D:375:LEU:HD11	2:D:395:VAL:HG13	1.98	0.46
1:F:125:LEU:C	1:F:125:LEU:HD12	2.36	0.46
2:H:250:ASN:O	2:H:254:LEU:HG	2.16	0.46
1:B:125:LEU:HD12	1:B:125:LEU:C	2.36	0.46
2:C:269:ASP:O	2:C:270:LEU:C	2.53	0.46
2:D:184:CYS:HB2	2:D:211:TRP:CE2	2.50	0.46
1:E:125:LEU:C	1:E:125:LEU:HD12	2.36	0.46
2:G:216:ASP:OD2	2:G:218:GLU:HB2	2.16	0.46
2:G:289:ILE:O	2:G:293:LYS:HG3	2.15	0.46
2:G:423:ILE:O	2:G:426:ALA:HB3	2.16	0.46
1:A:169:PHE:O	1:A:170:CYS:HB3	2.16	0.46
1:B:48:SER:O	1:B:49:ASP:HB2	2.15	0.46
1:B:54:HIS:CE1	1:B:82:LYS:HB2	2.51	0.46
1:B:193:ILE:CD1	1:B:245:ILE:HD13	2.46	0.46
2:C:551:ASN:O	2:C:554:GLU:N	2.49	0.46
2:D:269:ASP:O	2:D:270:LEU:O	2.34	0.46
2:G:352:THR:OG1	2:G:355:GLU:HG3	2.15	0.46
2:H:86:ASP:N	2:H:88:TYR:CE1	2.82	0.46
1:A:54:HIS:CE1	1:A:82:LYS:HB2	2.51	0.46
2:C:43:VAL:CG1	2:C:48:LEU:CD2	2.79	0.46
2:D:343:GLN:HA	2:D:360:PHE:HE1	1.80	0.46
1:E:136:LEU:HD11	1:E:202:LEU:HD11	1.97	0.46

*Continued on next page...*

*Continued from previous page...*

Atom-1	Atom-2	Interatomic distance (Å)	Clash overlap (Å)
1:E:138:ASP:HA	1:E:148:TRP:CE3	2.51	0.46
1:E:208:LEU:HD11	1:E:231:ILE:HD12	1.96	0.46
1:E:309:SER:HB3	2:G:68:LYS:HA	1.97	0.46
2:H:305:GLU:O	2:H:309:LEU:HG	2.16	0.46
2:H:344:ARG:CG	2:H:344:ARG:NH1	2.78	0.46
1:A:205:ALA:O	1:A:206:ALA:HB2	2.15	0.45
1:B:79:LYS:HG2	1:B:110:SER:N	2.31	0.45
2:C:480:GLU:O	2:C:483:PRO:CD	2.64	0.45
2:D:117:ASP:C	2:D:119:GLY:H	2.19	0.45
2:D:352:THR:OG1	2:D:355:GLU:HG3	2.16	0.45
2:G:171:ARG:O	2:G:175:LEU:HG	2.17	0.45
2:H:270:LEU:HD13	2:H:289:ILE:CD1	2.46	0.45
1:A:16:VAL:HG21	1:A:61:ILE:O	2.15	0.45
2:C:246:TRP:CE2	2:C:331:TYR:HB3	2.51	0.45
2:C:459:ASN:HD22	2:C:459:ASN:N	2.14	0.45
2:D:453:ASP:HB3	2:D:456:SER:HB2	1.97	0.45
2:D:482:TRP:O	2:D:485:ALA:HB3	2.16	0.45
2:D:523:LEU:HD23	2:D:538:ILE:CD1	2.47	0.45
1:E:101:LEU:O	1:E:102:CYS:HB2	2.16	0.45
1:F:208:LEU:HD11	1:F:231:ILE:HD12	1.96	0.45
2:G:104:PHE:O	2:G:107:TYR:N	2.49	0.45
2:G:308:ASN:HD22	2:G:308:ASN:C	2.19	0.45
2:G:313:LEU:HD23	2:G:313:LEU:C	2.36	0.45
2:G:379:LEU:HD11	2:G:395:VAL:CG1	2.47	0.45
2:G:515:THR:CG2	2:G:516:ASN:H	2.27	0.45
2:H:352:THR:OG1	2:H:355:GLU:HG3	2.16	0.45
1:A:326:GLY:CA	2:C:58:ILE:HD12	2.44	0.45
2:C:415:CYS:HB2	2:C:469:PHE:CE1	2.51	0.45
1:F:205:ALA:O	1:F:206:ALA:HB2	2.15	0.45
2:H:145:ASN:OD1	2:H:190:PHE:HA	2.15	0.45
1:A:151:THR:HG22	1:A:152:SER:N	2.30	0.45
1:B:136:LEU:HD11	1:B:202:LEU:HD11	1.98	0.45
2:C:41:ASP:HA	2:C:42:PRO:HD3	1.77	0.45
2:C:145:ASN:OD1	2:C:190:PHE:HA	2.16	0.45
2:C:184:CYS:HB2	2:C:211:TRP:CE2	2.51	0.45
2:H:245:PHE:O	2:H:248:LEU:HB3	2.17	0.45
2:C:69:PHE:CE1	2:C:71:LEU:HD23	2.41	0.45
2:D:263:GLY:O	2:D:267:ARG:HG2	2.17	0.45
2:D:289:ILE:O	2:D:293:LYS:HG3	2.17	0.45
1:F:114:VAL:HG23	1:F:126:ALA:O	2.16	0.45
2:G:153:ASN:O	2:G:156:GLU:N	2.46	0.45

*Continued on next page...*



*Continued from previous page...*

Atom-1	Atom-2	Interatomic distance (Å)	Clash overlap (Å)
2:H:531:LEU:HD13	2:H:534:ILE:CD1	2.46	0.45
1:A:86:GLU:HB2	1:A:98:TRP:CZ3	2.52	0.45
2:D:379:LEU:HD11	2:D:395:VAL:CG1	2.46	0.45
1:F:347:ALA:HB1	2:H:57:PRO:HG2	1.99	0.45
1:B:54:HIS:HD2	1:B:58:ILE:HG12	1.81	0.45
1:B:97:ARG:HG3	1:B:97:ARG:HH11	1.81	0.45
2:D:250:ASN:O	2:D:254:LEU:HG	2.17	0.45
1:E:74:SER:O	1:E:81:VAL:HG13	2.17	0.45
1:F:137:TYR:HE1	1:F:150:LEU:HG	1.80	0.45
2:H:81:PHE:HB3	2:H:90:LEU:HD23	1.99	0.45
2:H:190:PHE:CD1	2:H:190:PHE:N	2.85	0.45
2:H:523:LEU:O	2:H:526:CYS:HB2	2.17	0.45
1:A:1:MET:CE	2:C:94:ARG:HD2	2.46	0.45
1:B:81:VAL:CG2	1:B:111:LEU:HD13	2.32	0.45
1:B:168:ASP:H	1:B:188:LEU:CD2	2.29	0.45
2:C:163:LYS:CE	2:C:168:ARG:HH21	2.29	0.45
2:D:204:PHE:CD1	2:D:205:ILE:N	2.84	0.45
1:F:336:SER:HB2	2:G:343:GLN:OE1	2.17	0.45
2:H:240:PHE:HD2	2:H:268:SER:CB	2.29	0.45
2:H:289:ILE:O	2:H:293:LYS:HG3	2.17	0.45
1:B:114:VAL:O	1:B:114:VAL:HG13	2.17	0.45
2:C:204:PHE:CD1	2:C:204:PHE:C	2.90	0.45
2:C:216:ASP:OD2	2:C:218:GLU:HB2	2.16	0.45
2:C:552:ILE:O	2:C:556:ILE:N	2.36	0.45
2:D:99:ASP:OD1	2:D:101:SER:HB2	2.17	0.45
2:D:204:PHE:CD1	2:D:204:PHE:C	2.90	0.45
2:D:492:SER:O	2:D:494:THR:N	2.50	0.45
1:E:47:LEU:HD12	1:E:48:SER:N	2.32	0.45
1:E:151:THR:HG22	1:E:152:SER:N	2.31	0.45
2:G:336:LEU:HA	2:G:339:ILE:HD12	1.99	0.45
2:H:336:LEU:HA	2:H:339:ILE:HD12	1.99	0.45
2:C:98:LEU:HD12	2:C:99:ASP:H	1.81	0.45
2:C:153:ASN:O	2:C:156:GLU:N	2.48	0.45
1:F:15:VAL:O	2:H:70:LYS:HD2	2.17	0.45
2:G:269:ASP:O	2:G:270:LEU:O	2.35	0.45
1:B:334:THR:CG2	1:B:335:TYR:H	2.30	0.44
2:C:118:LEU:HD21	2:C:147:ALA:CB	2.46	0.44
2:C:190:PHE:CD1	2:C:190:PHE:N	2.85	0.44
2:C:422:MET:SD	2:C:423:ILE:N	2.90	0.44
2:D:247:LYS:O	2:D:251:GLN:HG3	2.18	0.44
2:D:498:SER:O	2:D:501:LYS:HB3	2.17	0.44

*Continued on next page...*

*Continued from previous page...*

Atom-1	Atom-2	Interatomic distance (Å)	Clash overlap (Å)
2:D:508:LEU:C	2:D:510:HIS:H	2.19	0.44
1:F:183:LEU:HD12	1:F:184:ALA:H	1.82	0.44
2:G:204:PHE:CD1	2:G:205:ILE:N	2.84	0.44
2:G:383:VAL:CG1	2:G:384:VAL:N	2.80	0.44
2:G:396:ASP:OD1	2:G:401:LYS:HE3	2.16	0.44
2:H:86:ASP:HA	2:H:88:TYR:CE1	2.52	0.44
2:H:118:LEU:O	2:H:119:GLY:C	2.56	0.44
2:H:482:TRP:N	2:H:483:PRO:HD3	2.32	0.44
1:A:334:THR:CG2	1:A:335:TYR:H	2.30	0.44
2:C:118:LEU:O	2:C:119:GLY:C	2.55	0.44
2:C:126:VAL:O	2:C:126:VAL:HG12	2.16	0.44
1:E:97:ARG:HH11	1:E:97:ARG:HG3	1.81	0.44
2:G:204:PHE:CD1	2:G:204:PHE:C	2.90	0.44
2:H:524:SER:O	2:H:527:VAL:N	2.50	0.44
2:C:104:PHE:C	2:C:106:ALA:H	2.20	0.44
2:C:179:LEU:O	2:C:182:LEU:N	2.50	0.44
2:C:240:PHE:HD2	2:C:268:SER:CB	2.29	0.44
2:C:523:LEU:CD2	2:C:538:ILE:CD1	2.95	0.44
2:D:305:GLU:O	2:D:309:LEU:HG	2.17	0.44
2:G:189:TYR:O	2:G:427:LYS:HE3	2.17	0.44
2:H:179:LEU:O	2:H:182:LEU:N	2.50	0.44
2:H:269:ASP:O	2:H:270:LEU:O	2.35	0.44
2:D:189:TYR:O	2:D:427:LYS:HE3	2.16	0.44
1:E:151:THR:CG2	1:E:196:ARG:HH22	2.31	0.44
1:E:334:THR:CG2	1:E:335:TYR:H	2.29	0.44
2:H:117:ASP:C	2:H:119:GLY:H	2.20	0.44
2:H:343:GLN:HA	2:H:360:PHE:HE1	1.82	0.44
2:H:471:PHE:C	2:H:473:LEU:N	2.71	0.44
2:H:531:LEU:CD1	2:H:534:ILE:HD12	2.48	0.44
1:B:309:SER:HB3	2:D:68:LYS:HA	1.99	0.44
2:C:352:THR:OG1	2:C:355:GLU:HG3	2.18	0.44
2:D:271:LEU:O	2:D:275:SER:HB3	2.18	0.44
2:D:373:GLU:O	2:D:377:MET:HG3	2.17	0.44
1:E:48:SER:O	1:E:49:ASP:HB2	2.17	0.44
1:E:76:SER:OG	1:E:77:TYR:N	2.50	0.44
1:E:224:ILE:HG22	2:G:503:VAL:HG13	1.99	0.44
1:F:171:LEU:HB3	1:F:185:VAL:HG13	1.99	0.44
2:G:235:ALA:O	2:G:237:LYS:N	2.48	0.44
1:B:16:VAL:HG21	1:B:61:ILE:O	2.18	0.44
2:C:42:PRO:CB	2:C:46:ALA:O	2.66	0.44
2:C:47:ILE:HG22	2:C:48:LEU:N	2.33	0.44

*Continued on next page...*

*Continued from previous page...*

Atom-1	Atom-2	Interatomic distance (Å)	Clash overlap (Å)
2:C:214:ARG:HG3	2:C:214:ARG:O	2.17	0.44
2:C:247:LYS:O	2:C:251:GLN:HG3	2.18	0.44
2:C:305:GLU:O	2:C:308:ASN:HB3	2.17	0.44
2:C:456:SER:OG	2:C:457:TYR:N	2.51	0.44
1:E:137:TYR:HE1	1:E:150:LEU:HG	1.81	0.44
2:G:145:ASN:OD1	2:G:190:PHE:HA	2.18	0.44
2:H:104:PHE:C	2:H:106:ALA:H	2.19	0.44
2:H:214:ARG:HG3	2:H:214:ARG:O	2.17	0.44
2:H:555:SER:CA	2:H:558:ASN:HB3	2.46	0.44
2:C:171:ARG:O	2:C:175:LEU:HG	2.18	0.44
2:C:344:ARG:CG	2:C:344:ARG:NH1	2.77	0.44
2:D:525:ILE:C	2:D:527:VAL:N	2.71	0.44
1:E:205:ALA:O	1:E:206:ALA:HB2	2.18	0.44
1:E:315:THR:HB	2:G:471:PHE:HD2	1.82	0.44
1:F:309:SER:HB3	2:H:68:LYS:HA	1.99	0.44
2:G:508:LEU:C	2:G:510:HIS:N	2.71	0.44
2:H:523:LEU:HD23	2:H:538:ILE:HD12	2.00	0.44
1:A:124:LYS:HA	1:A:138:ASP:HB3	1.99	0.44
1:A:125:LEU:C	1:A:125:LEU:HD12	2.38	0.44
1:B:86:GLU:HB2	1:B:98:TRP:CZ3	2.52	0.44
1:B:114:VAL:HG23	1:B:126:ALA:O	2.17	0.44
2:C:343:GLN:HA	2:C:360:PHE:HE1	1.82	0.44
2:C:551:ASN:O	2:C:554:GLU:CB	2.65	0.44
1:F:228:TYR:CD2	1:F:244:LYS:HG3	2.52	0.44
2:G:103:GLU:CD	2:G:103:GLU:N	2.71	0.44
2:G:163:LYS:CE	2:G:168:ARG:HH21	2.31	0.44
2:G:190:PHE:N	2:G:190:PHE:CD1	2.85	0.44
2:G:343:GLN:HA	2:G:360:PHE:HE1	1.82	0.44
2:H:163:LYS:CE	2:H:168:ARG:HH21	2.30	0.44
1:A:59:VAL:O	1:A:59:VAL:HG12	2.18	0.44
1:A:108:LYS:HE2	1:A:133:ILE:HD12	2.00	0.44
1:B:47:LEU:HD12	1:B:48:SER:N	2.32	0.44
2:C:81:PHE:HB3	2:C:90:LEU:HD23	2.00	0.44
2:D:171:ARG:O	2:D:175:LEU:HG	2.18	0.44
2:D:216:ASP:OD2	2:D:218:GLU:HB2	2.18	0.44
2:D:270:LEU:HD13	2:D:289:ILE:CD1	2.48	0.44
1:E:15:VAL:HB	2:G:81:PHE:CE2	2.53	0.44
1:F:334:THR:CG2	1:F:335:TYR:H	2.29	0.44
2:H:85:LYS:O	2:H:86:ASP:HB2	2.18	0.44
2:H:246:TRP:CE2	2:H:331:TYR:HB3	2.53	0.44
2:H:274:LEU:HD22	2:H:281:SER:CB	2.47	0.44

*Continued on next page...*

*Continued from previous page...*

Atom-1	Atom-2	Interatomic distance (Å)	Clash overlap (Å)
1:A:137:TYR:HE1	1:A:150:LEU:HG	1.82	0.43
1:B:1:MET:CE	2:D:94:ARG:HD2	2.47	0.43
1:B:15:VAL:HG21	2:D:90:LEU:HD21	2.00	0.43
1:B:137:TYR:HE1	1:B:150:LEU:HG	1.82	0.43
1:B:205:ALA:O	1:B:206:ALA:HB2	2.17	0.43
2:C:204:PHE:O	2:C:207:SER:N	2.51	0.43
2:C:289:ILE:O	2:C:293:LYS:HG3	2.17	0.43
2:D:104:PHE:C	2:D:106:ALA:N	2.72	0.43
2:D:336:LEU:HA	2:D:339:ILE:HD12	1.99	0.43
1:E:54:HIS:CD2	1:E:58:ILE:HG12	2.53	0.43
1:E:79:LYS:HG2	1:E:110:SER:N	2.33	0.43
1:F:310:VAL:HA	1:F:320:SER:O	2.17	0.43
1:F:345:ILE:HA	2:H:49:VAL:O	2.18	0.43
2:H:258:LEU:HD22	2:H:292:LEU:CD2	2.44	0.43
2:H:470:ALA:HB1	2:H:489:ILE:HG13	2.00	0.43
2:H:486:ILE:O	2:H:490:ALA:HB2	2.18	0.43
2:H:541:THR:HG22	2:H:545:GLN:NE2	2.33	0.43
1:B:74:SER:O	1:B:81:VAL:HG13	2.18	0.43
2:C:250:ASN:O	2:C:254:LEU:HG	2.17	0.43
2:D:69:PHE:CD2	2:D:80:ALA:HB2	2.53	0.43
2:D:197:VAL:CB	2:D:366:PRO:HB2	2.48	0.43
1:E:6:SER:HB2	1:E:8:HIS:HD2	1.84	0.43
1:E:10:ASP:C	2:G:88:TYR:CE2	2.90	0.43
1:F:170:CYS:SG	1:F:218:ILE:HG22	2.59	0.43
2:H:415:CYS:HB2	2:H:469:PHE:CE1	2.51	0.43
1:B:28:SER:OG	1:B:30:ASP:OD1	2.36	0.43
1:B:59:VAL:O	1:B:59:VAL:HG12	2.18	0.43
1:E:314:LEU:CD2	2:G:73:PRO:O	2.67	0.43
2:H:481:LEU:O	2:H:484:VAL:HB	2.19	0.43
1:A:25:ALA:O	1:A:61:ILE:HD12	2.18	0.43
1:B:145:LEU:HD12	1:B:145:LEU:N	2.33	0.43
1:B:169:PHE:O	1:B:170:CYS:HB3	2.19	0.43
2:C:515:THR:CG2	2:C:516:ASN:H	2.31	0.43
1:E:328:VAL:HG11	2:G:69:PHE:CG	2.53	0.43
2:H:526:CYS:O	2:H:530:ARG:N	2.47	0.43
1:A:170:CYS:SG	1:A:218:ILE:HG22	2.59	0.43
2:D:163:LYS:CE	2:D:168:ARG:HH21	2.29	0.43
2:D:344:ARG:NH1	2:D:344:ARG:CG	2.79	0.43
2:G:184:CYS:HB2	2:G:211:TRP:CE2	2.54	0.43
2:H:269:ASP:O	2:H:270:LEU:C	2.55	0.43
1:A:47:LEU:HD12	1:A:48:SER:N	2.34	0.43

*Continued on next page...*

*Continued from previous page...*

Atom-1	Atom-2	Interatomic distance (Å)	Clash overlap (Å)
2:D:81:PHE:HB3	2:D:90:LEU:HD23	2.00	0.43
2:D:197:VAL:HB	2:D:366:PRO:O	2.19	0.43
2:D:492:SER:C	2:D:494:THR:H	2.22	0.43
1:E:199:ASP:OD2	1:E:201:LYS:HB2	2.18	0.43
1:F:101:LEU:O	1:F:102:CYS:HB2	2.17	0.43
2:G:104:PHE:C	2:G:106:ALA:H	2.21	0.43
2:G:151:ILE:O	2:G:152:LEU:C	2.57	0.43
2:G:198:GLU:HA	2:G:300:SER:OG	2.17	0.43
2:G:253:VAL:HG21	2:G:335:PHE:CE1	2.54	0.43
2:G:263:GLY:O	2:G:267:ARG:HG2	2.19	0.43
2:G:274:LEU:HD22	2:G:281:SER:CB	2.47	0.43
2:H:478:ASP:O	2:H:480:GLU:N	2.51	0.43
2:C:167:GLY:O	2:C:168:ARG:HG3	2.18	0.43
2:C:482:TRP:O	2:C:486:ILE:HG12	2.19	0.43
2:C:527:VAL:HG12	2:C:528:GLU:N	2.34	0.43
2:D:85:LYS:O	2:D:86:ASP:HB2	2.18	0.43
2:D:108:VAL:HG12	2:D:484:VAL:HG11	2.01	0.43
1:E:117:ALA:HB2	1:E:173:TRP:CE2	2.53	0.43
2:G:40:ARG:O	2:G:42:PRO:HD3	2.19	0.43
1:A:76:SER:OG	1:A:77:TYR:N	2.51	0.43
2:C:226:GLN:C	2:C:228:PHE:H	2.21	0.43
1:F:6:SER:HB2	1:F:8:HIS:HD2	1.84	0.43
2:H:555:SER:HA	2:H:558:ASN:OD1	2.19	0.43
2:C:117:ASP:C	2:C:119:GLY:H	2.22	0.43
2:C:258:LEU:HD22	2:C:292:LEU:CD2	2.42	0.43
2:D:253:VAL:HG21	2:D:335:PHE:CE1	2.53	0.43
1:E:169:PHE:O	1:E:170:CYS:HB3	2.19	0.43
2:G:81:PHE:HB3	2:G:90:LEU:HD23	2.00	0.43
2:G:99:ASP:OD1	2:G:101:SER:HB2	2.18	0.43
2:H:197:VAL:HB	2:H:366:PRO:HB2	2.01	0.43
2:H:459:ASN:OD1	2:H:494:THR:HB	2.18	0.43
1:A:328:VAL:HG11	2:C:69:PHE:CG	2.54	0.43
1:B:11:LEU:N	2:D:88:TYR:HE2	2.17	0.43
2:D:515:THR:HB	2:D:518:ASP:OD1	2.18	0.43
2:D:533:GLU:OE1	2:D:533:GLU:HA	2.19	0.43
2:G:67:LEU:HD12	2:G:81:PHE:O	2.19	0.43
2:G:247:LYS:O	2:G:251:GLN:HG3	2.19	0.43
2:G:460:GLY:O	2:G:463:SER:N	2.52	0.43
2:G:508:LEU:HB3	2:G:534:ILE:HD13	2.01	0.43
2:H:89:LYS:HD2	2:H:89:LYS:H	1.82	0.43
2:H:201:ARG:HG3	2:H:201:ARG:NH1	2.33	0.43

*Continued on next page...*

*Continued from previous page...*

Atom-1	Atom-2	Interatomic distance (Å)	Clash overlap (Å)
2:H:226:GLN:C	2:H:228:PHE:H	2.22	0.43
2:H:305:GLU:O	2:H:308:ASN:HB3	2.19	0.43
1:A:303:HIS:HD1	1:A:325:ASP:CG	2.22	0.42
2:C:104:PHE:O	2:C:107:TYR:N	2.51	0.42
2:C:270:LEU:HD13	2:C:289:ILE:CD1	2.49	0.42
2:C:406:LEU:HB2	2:C:407:PRO:CD	2.44	0.42
2:D:226:GLN:C	2:D:228:PHE:H	2.21	0.42
2:D:383:VAL:CG1	2:D:384:VAL:N	2.81	0.42
1:F:314:LEU:HD21	2:H:475:SER:OG	2.19	0.42
2:G:94:ARG:HH21	2:G:98:LEU:HB3	1.83	0.42
2:G:271:LEU:O	2:G:275:SER:HB3	2.19	0.42
2:G:519:ILE:O	2:G:523:LEU:HG	2.19	0.42
2:H:81:PHE:CD1	2:H:81:PHE:C	2.92	0.42
2:H:553:ILE:O	2:H:556:ILE:CG2	2.67	0.42
1:A:82:LYS:HE3	1:A:100:LYS:HD3	2.00	0.42
2:C:252:LEU:HD23	2:C:252:LEU:HA	1.89	0.42
2:C:529:TRP:O	2:C:530:ARG:HB2	2.18	0.42
1:F:86:GLU:HB2	1:F:98:TRP:CZ3	2.54	0.42
2:G:197:VAL:HB	2:G:366:PRO:O	2.19	0.42
2:G:460:GLY:C	2:G:462:ALA:N	2.72	0.42
2:H:204:PHE:O	2:H:207:SER:N	2.52	0.42
2:H:480:GLU:O	2:H:483:PRO:CD	2.66	0.42
2:C:89:LYS:HD2	2:C:89:LYS:H	1.80	0.42
1:E:114:VAL:O	1:E:114:VAL:HG13	2.19	0.42
1:B:314:LEU:CD2	2:D:73:PRO:O	2.67	0.42
2:C:204:PHE:CD1	2:C:205:ILE:N	2.87	0.42
2:D:324:ILE:O	2:D:325:SER:C	2.58	0.42
1:E:183:LEU:HD12	1:E:184:ALA:H	1.85	0.42
1:F:27:CYS:HB3	1:F:61:ILE:CD1	2.40	0.42
2:G:85:LYS:O	2:G:86:ASP:HB2	2.18	0.42
2:H:231:LYS:CG	2:H:232:ASP:H	2.29	0.42
1:A:199:ASP:OD2	1:A:201:LYS:HD2	2.19	0.42
1:B:22:ARG:HA	1:B:22:ARG:HD3	1.83	0.42
1:B:151:THR:HG22	1:B:152:SER:N	2.32	0.42
2:C:305:GLU:O	2:C:309:LEU:HG	2.20	0.42
2:D:86:ASP:CA	2:D:88:TYR:CE1	3.03	0.42
2:D:202:SER:HA	2:D:297:LYS:O	2.19	0.42
2:D:238:LYS:O	2:D:239:VAL:C	2.57	0.42
2:H:104:PHE:C	2:H:106:ALA:N	2.72	0.42
2:H:204:PHE:CD1	2:H:204:PHE:C	2.92	0.42
2:H:526:CYS:O	2:H:530:ARG:HA	2.20	0.42

*Continued on next page...*

*Continued from previous page...*

Atom-1	Atom-2	Interatomic distance (Å)	Clash overlap (Å)
1:B:27:CYS:SG	1:B:27:CYS:O	2.78	0.42
2:D:69:PHE:HD2	2:D:80:ALA:HB2	1.83	0.42
2:D:179:LEU:O	2:D:182:LEU:N	2.52	0.42
2:D:498:SER:O	2:D:499:ALA:C	2.57	0.42
1:E:28:SER:OG	1:E:30:ASP:OD1	2.37	0.42
1:F:156:VAL:HG12	1:F:157:LEU:N	2.34	0.42
1:A:22:ARG:HD3	1:A:22:ARG:HA	1.85	0.42
1:A:199:ASP:OD2	1:A:201:LYS:HB2	2.20	0.42
1:B:101:LEU:O	1:B:102:CYS:HB2	2.18	0.42
2:C:103:GLU:CD	2:C:103:GLU:N	2.73	0.42
2:C:336:LEU:HA	2:C:339:ILE:HD12	2.00	0.42
2:C:487:GLY:O	2:C:488:LEU:C	2.57	0.42
2:D:89:LYS:HD2	2:D:89:LYS:H	1.82	0.42
2:D:94:ARG:HH21	2:D:98:LEU:HB3	1.83	0.42
2:D:112:PHE:CE1	2:D:488:LEU:HD13	2.54	0.42
1:E:59:VAL:O	1:E:59:VAL:HG12	2.19	0.42
1:F:80:THR:HG22	1:F:105:ASN:HA	2.01	0.42
1:F:199:ASP:OD2	1:F:201:LYS:HD2	2.19	0.42
2:G:145:ASN:O	2:G:148:MET:HB3	2.20	0.42
2:H:42:PRO:HD2	2:H:46:ALA:O	2.19	0.42
2:H:459:ASN:HB3	2:H:494:THR:HB	2.02	0.42
2:H:551:ASN:O	2:H:555:SER:HB2	2.20	0.42
1:B:117:ALA:HB2	1:B:173:TRP:CE2	2.55	0.42
1:B:178:PHE:CE2	2:D:502:MET:HG2	2.55	0.42
1:B:328:VAL:HG11	2:D:69:PHE:CG	2.55	0.42
2:D:396:ASP:OD1	2:D:401:LYS:HE3	2.19	0.42
1:F:116:PHE:HD1	1:F:124:LYS:O	2.03	0.42
2:H:103:GLU:CD	2:H:103:GLU:N	2.73	0.42
1:A:91:GLU:O	1:A:97:ARG:HD2	2.20	0.42
1:B:80:THR:HG22	1:B:105:ASN:HA	2.02	0.42
2:D:167:GLY:O	2:D:168:ARG:HG3	2.20	0.42
1:E:82:LYS:HE3	1:E:100:LYS:HD3	2.02	0.42
1:F:245:ILE:HA	1:F:293:GLN:O	2.20	0.42
2:G:204:PHE:O	2:G:207:SER:N	2.53	0.42
2:G:218:GLU:HA	2:G:220:ASP:N	2.35	0.42
2:G:270:LEU:HD13	2:G:289:ILE:CD1	2.49	0.42
2:H:342:ASN:O	2:H:343:GLN:C	2.58	0.42
1:A:114:VAL:HG13	1:A:114:VAL:O	2.20	0.42
1:A:310:VAL:HA	1:A:320:SER:O	2.20	0.42
1:A:313:ASN:HB3	1:A:317:THR:H	1.84	0.42
1:B:320:SER:HB3	2:D:71:LEU:HD21	2.02	0.42

*Continued on next page...*

*Continued from previous page...*

Atom-1	Atom-2	Interatomic distance (Å)	Clash overlap (Å)
2:C:196:ASP:C	2:C:198:GLU:N	2.73	0.42
2:C:274:LEU:HD22	2:C:281:SER:CB	2.49	0.42
2:D:365:ILE:HB	2:D:374:TYR:OH	2.20	0.42
2:D:492:SER:C	2:D:494:THR:N	2.74	0.42
1:E:114:VAL:HG23	1:E:126:ALA:O	2.19	0.42
2:G:69:PHE:CE1	2:G:71:LEU:HD23	2.45	0.42
2:G:373:GLU:O	2:G:377:MET:HG3	2.20	0.42
2:G:547:LEU:C	2:G:549:ALA:N	2.73	0.42
1:A:54:HIS:HD2	1:A:58:ILE:HG12	1.85	0.41
1:A:117:ALA:HB2	1:A:173:TRP:CE2	2.55	0.41
1:B:199:ASP:OD2	1:B:201:LYS:HB2	2.20	0.41
2:D:258:LEU:HD22	2:D:292:LEU:CD2	2.42	0.41
1:E:23:HIS:HD2	1:E:37:LYS:HA	1.84	0.41
1:E:61:ILE:HG22	1:E:62:ASP:N	2.35	0.41
1:E:124:LYS:HA	1:E:138:ASP:HB3	2.01	0.41
1:F:16:VAL:HG21	1:F:61:ILE:O	2.19	0.41
2:G:357:PHE:CE1	2:G:398:ILE:HD11	2.56	0.41
2:G:508:LEU:C	2:G:510:HIS:H	2.23	0.41
2:H:457:TYR:CD1	2:H:457:TYR:C	2.93	0.41
2:H:467:ASN:OD1	2:H:467:ASN:N	2.51	0.41
1:A:101:LEU:O	1:A:102:CYS:HB2	2.19	0.41
1:B:208:LEU:HD11	1:B:231:ILE:HD12	1.99	0.41
2:C:81:PHE:CD1	2:C:81:PHE:C	2.93	0.41
2:C:383:VAL:CG1	2:C:384:VAL:N	2.81	0.41
2:D:83:THR:O	2:D:84:ALA:HB2	2.20	0.41
2:D:103:GLU:CD	2:D:103:GLU:N	2.73	0.41
1:E:1:MET:CE	2:G:94:ARG:HD2	2.49	0.41
2:G:197:VAL:CB	2:G:366:PRO:HB2	2.50	0.41
2:G:226:GLN:C	2:G:228:PHE:H	2.23	0.41
2:G:473:LEU:HB2	2:G:485:ALA:HB2	2.02	0.41
2:H:469:PHE:O	2:H:470:ALA:C	2.58	0.41
1:A:48:SER:O	1:A:49:ASP:HB2	2.20	0.41
2:C:228:PHE:CE2	2:C:267:ARG:HG3	2.55	0.41
2:C:231:LYS:NZ	2:C:233:SER:HB3	2.35	0.41
2:D:142:ALA:O	2:D:146:LEU:HG	2.21	0.41
2:D:248:LEU:HD23	2:D:248:LEU:O	2.20	0.41
2:D:511:TYR:HA	2:D:512:PRO:HD3	1.81	0.41
1:F:47:LEU:HD12	1:F:48:SER:N	2.36	0.41
1:F:206:ALA:HB1	2:G:315:GLN:OE1	2.20	0.41
1:F:247:GLU:HG3	1:F:247:GLU:O	2.20	0.41
2:G:83:THR:O	2:G:84:ALA:HB2	2.20	0.41

*Continued on next page...*



*Continued from previous page...*

Atom-1	Atom-2	Interatomic distance (Å)	Clash overlap (Å)
2:G:201:ARG:NH2	2:G:303:PHE:CD1	2.88	0.41
2:G:491:LEU:O	2:G:493:ALA:N	2.54	0.41
2:H:171:ARG:O	2:H:175:LEU:HG	2.20	0.41
2:H:200:ASN:O	2:H:201:ARG:C	2.59	0.41
2:H:253:VAL:HG21	2:H:335:PHE:CE1	2.55	0.41
2:H:557:ALA:O	2:H:561:ARG:N	2.40	0.41
1:A:171:LEU:HB3	1:A:185:VAL:HG13	2.01	0.41
1:A:347:ALA:HB1	2:C:57:PRO:HG2	2.03	0.41
1:B:124:LYS:HA	1:B:138:ASP:HB3	2.02	0.41
2:C:167:GLY:O	2:C:168:ARG:CG	2.68	0.41
2:D:305:GLU:O	2:D:308:ASN:HB3	2.20	0.41
1:E:156:VAL:HG12	1:E:157:LEU:N	2.36	0.41
1:E:242:ILE:HD11	1:E:319:LEU:CD2	2.50	0.41
1:F:124:LYS:HA	1:F:138:ASP:HB3	2.01	0.41
2:H:201:ARG:HG3	2:H:201:ARG:HH11	1.85	0.41
1:A:21:GLY:HA3	2:C:73:PRO:HD2	2.02	0.41
1:A:226:ARG:HG3	1:A:226:ARG:NH1	2.34	0.41
1:B:303:HIS:HD1	1:B:325:ASP:CG	2.24	0.41
2:C:104:PHE:C	2:C:106:ALA:N	2.73	0.41
2:C:173:TYR:HD1	2:C:173:TYR:H	1.68	0.41
2:C:407:PRO:O	2:C:410:GLU:HB3	2.21	0.41
2:D:204:PHE:O	2:D:207:SER:N	2.53	0.41
1:E:199:ASP:OD2	1:E:201:LYS:HD2	2.20	0.41
1:F:199:ASP:OD2	1:F:201:LYS:HB2	2.20	0.41
2:G:228:PHE:CE2	2:G:267:ARG:HG3	2.56	0.41
2:H:263:GLY:O	2:H:267:ARG:HG2	2.19	0.41
1:A:81:VAL:CG2	1:A:111:LEU:HD13	2.36	0.41
1:B:23:HIS:HD2	1:B:37:LYS:HA	1.85	0.41
2:C:296:PRO:HD3	2:C:306:TRP:CD1	2.55	0.41
2:C:461:MET:O	2:C:465:MET:HG3	2.21	0.41
2:C:550:HIS:HA	2:C:553:ILE:CG1	2.50	0.41
2:D:57:PRO:HG2	2:D:58:ILE:H	1.86	0.41
2:D:190:PHE:CE2	2:D:427:LYS:HG3	2.56	0.41
1:E:54:HIS:HE1	1:E:82:LYS:HB2	1.85	0.41
1:F:54:HIS:HE1	1:F:82:LYS:HB2	1.85	0.41
2:G:375:LEU:HD11	2:G:395:VAL:HG13	2.01	0.41
2:H:383:VAL:CG1	2:H:384:VAL:N	2.83	0.41
2:H:532:PRO:O	2:H:536:LYS:HG3	2.21	0.41
2:C:245:PHE:O	2:C:248:LEU:HB3	2.20	0.41
2:D:190:PHE:N	2:D:190:PHE:CD1	2.87	0.41
2:D:313:LEU:HD23	2:D:313:LEU:O	2.19	0.41

*Continued on next page...*

*Continued from previous page...*

Atom-1	Atom-2	Interatomic distance (Å)	Clash overlap (Å)
1:E:117:ALA:HA	1:E:173:TRP:CG	2.55	0.41
2:G:142:ALA:O	2:G:146:LEU:HG	2.21	0.41
2:H:478:ASP:C	2:H:480:GLU:N	2.74	0.41
1:B:54:HIS:HE1	1:B:82:LYS:HB2	1.86	0.41
1:B:156:VAL:HG12	1:B:157:LEU:N	2.35	0.41
2:C:205:ILE:O	2:C:205:ILE:HG22	2.20	0.41
2:C:511:TYR:CE2	2:C:513:PHE:HB3	2.56	0.41
2:D:466:LEU:HD23	2:D:466:LEU:HA	1.92	0.41
1:E:221:ALA:HA	1:E:222:PRO:HD3	1.87	0.41
2:G:104:PHE:C	2:G:106:ALA:N	2.74	0.41
2:G:253:VAL:HG21	2:G:335:PHE:HE1	1.85	0.41
2:G:347:LEU:O	2:G:348:GLN:C	2.57	0.41
2:G:456:SER:OG	2:G:457:TYR:N	2.54	0.41
2:G:516:ASN:HA	2:G:519:ILE:HD12	2.01	0.41
2:H:99:ASP:OD1	2:H:101:SER:HB2	2.20	0.41
2:H:173:TYR:HD1	2:H:173:TYR:H	1.69	0.41
2:H:313:LEU:C	2:H:313:LEU:HD23	2.41	0.41
1:A:145:LEU:HD12	1:A:145:LEU:N	2.36	0.41
1:A:151:THR:CG2	1:A:196:ARG:HH22	2.33	0.41
1:B:97:ARG:HG3	1:B:97:ARG:NH1	2.36	0.41
1:B:108:LYS:HE2	1:B:133:ILE:HD12	2.01	0.41
1:B:116:PHE:HD1	1:B:124:LYS:O	2.03	0.41
2:C:342:ASN:O	2:C:343:GLN:C	2.59	0.41
2:D:218:GLU:HA	2:D:220:ASP:N	2.35	0.41
2:D:347:LEU:O	2:D:348:GLN:C	2.59	0.41
1:F:25:ALA:O	1:F:61:ILE:HD12	2.20	0.41
1:F:54:HIS:HD2	1:F:58:ILE:HG12	1.86	0.41
1:F:226:ARG:HG3	1:F:226:ARG:NH1	2.33	0.41
1:F:303:HIS:HD1	1:F:325:ASP:CG	2.23	0.41
2:G:81:PHE:C	2:G:81:PHE:CD1	2.94	0.41
2:G:296:PRO:HD3	2:G:306:TRP:CD1	2.55	0.41
2:H:204:PHE:CD1	2:H:205:ILE:N	2.89	0.41
2:H:209:LEU:HD21	2:H:362:LEU:HD11	2.02	0.41
2:H:511:TYR:CE2	2:H:513:PHE:HB3	2.56	0.41
1:A:113:SER:HB3	1:A:170:CYS:HA	2.03	0.41
1:A:228:TYR:CD2	1:A:244:LYS:HG3	2.53	0.41
1:A:245:ILE:HA	1:A:293:GLN:O	2.20	0.41
1:B:6:SER:HB2	1:B:8:HIS:HD2	1.86	0.41
1:B:199:ASP:OD2	1:B:201:LYS:HD2	2.21	0.41
2:D:42:PRO:HD2	2:D:47:ILE:HA	2.01	0.41
2:D:105:SER:HB2	2:D:481:LEU:HD21	2.03	0.41

*Continued on next page...*

*Continued from previous page...*

Atom-1	Atom-2	Interatomic distance (Å)	Clash overlap (Å)
2:D:253:VAL:HG21	2:D:335:PHE:HE1	1.85	0.41
1:F:151:THR:CG2	1:F:196:ARG:HH22	2.34	0.41
1:F:313:ASN:HB3	1:F:317:THR:H	1.86	0.41
2:G:179:LEU:O	2:G:182:LEU:N	2.54	0.41
2:G:240:PHE:CE2	2:G:268:SER:HB2	2.56	0.41
2:G:305:GLU:O	2:G:308:ASN:HB3	2.21	0.41
2:G:523:LEU:HD23	2:G:538:ILE:HD12	2.02	0.41
2:H:406:LEU:O	2:H:407:PRO:C	2.59	0.41
2:H:467:ASN:HA	2:H:470:ALA:HB3	2.02	0.41
1:A:74:SER:O	1:A:81:VAL:HG13	2.21	0.40
1:B:15:VAL:HB	2:D:81:PHE:CE2	2.56	0.40
2:C:57:PRO:HG2	2:C:58:ILE:H	1.86	0.40
2:C:253:VAL:HG21	2:C:335:PHE:CE1	2.56	0.40
2:C:324:ILE:O	2:C:325:SER:C	2.60	0.40
2:D:543:GLY:O	2:D:547:LEU:HG	2.21	0.40
1:F:21:GLY:HA3	2:H:73:PRO:HD2	2.02	0.40
1:F:108:LYS:HE2	1:F:133:ILE:HD12	2.04	0.40
2:G:483:PRO:HA	2:G:521:TRP:HZ2	1.86	0.40
2:C:91:TYR:CD1	2:C:91:TYR:N	2.89	0.40
2:C:201:ARG:NH1	2:C:201:ARG:HG3	2.36	0.40
2:C:218:GLU:HA	2:C:220:ASP:N	2.35	0.40
2:D:367:SER:C	2:D:369:GLU:N	2.75	0.40
2:G:202:SER:HA	2:G:297:LYS:O	2.21	0.40
2:G:248:LEU:HD23	2:G:248:LEU:O	2.21	0.40
2:H:218:GLU:HA	2:H:220:ASP:N	2.36	0.40
1:A:97:ARG:HG3	1:A:97:ARG:NH1	2.35	0.40
1:B:2:GLN:HA	1:B:3:PRO:HD3	1.95	0.40
2:C:86:ASP:CA	2:C:88:TYR:CE1	3.05	0.40
2:C:142:ALA:O	2:C:146:LEU:HG	2.22	0.40
2:C:406:LEU:O	2:C:407:PRO:C	2.60	0.40
2:C:467:ASN:O	2:C:471:PHE:CD1	2.74	0.40
1:E:177:ARG:HD2	1:E:178:PHE:CE1	2.57	0.40
1:E:305:GLY:HA3	1:E:324:ASP:HB2	2.03	0.40
1:F:82:LYS:HE3	1:F:100:LYS:HD3	2.02	0.40
1:F:97:ARG:HG3	1:F:97:ARG:NH1	2.36	0.40
2:G:86:ASP:CA	2:G:88:TYR:CE1	3.03	0.40
2:G:535:ALA:O	2:G:538:ILE:HB	2.20	0.40
2:H:205:ILE:O	2:H:205:ILE:HG22	2.21	0.40
2:H:248:LEU:O	2:H:248:LEU:HD23	2.21	0.40
2:H:375:LEU:HB2	2:H:398:ILE:HD13	2.03	0.40
1:A:117:ALA:HA	1:A:173:TRP:CG	2.56	0.40

*Continued on next page...*

Continued from previous page...

Atom-1	Atom-2	Interatomic distance (Å)	Clash overlap (Å)
1:A:295:GLU:HG2	2:D:311:LEU:HD21	2.04	0.40
2:C:85:LYS:O	2:C:86:ASP:HB2	2.21	0.40
2:D:200:ASN:O	2:D:201:ARG:C	2.60	0.40
2:D:274:LEU:HD22	2:D:281:SER:CB	2.50	0.40
2:D:296:PRO:HD3	2:D:306:TRP:CD1	2.55	0.40
1:E:25:ALA:O	1:E:61:ILE:HD12	2.21	0.40
1:F:1:MET:CE	2:H:94:ARG:HD2	2.51	0.40
1:F:59:VAL:O	1:F:59:VAL:HG12	2.20	0.40
1:F:117:ALA:HB2	1:F:173:TRP:CE2	2.56	0.40
1:A:1:MET:HE2	2:C:94:ARG:HD2	2.03	0.40
1:B:113:SER:HB3	1:B:170:CYS:HA	2.04	0.40
1:B:313:ASN:HB3	1:B:317:THR:H	1.86	0.40
2:C:558:ASN:CG	2:C:559:PHE:N	2.75	0.40
2:D:67:LEU:HD12	2:D:81:PHE:O	2.22	0.40
2:D:93:VAL:HG12	2:D:94:ARG:N	2.36	0.40
2:D:240:PHE:CE2	2:D:268:SER:HB2	2.57	0.40
2:D:460:GLY:O	2:D:462:ALA:N	2.54	0.40
2:D:508:LEU:C	2:D:510:HIS:N	2.75	0.40
1:E:63:TRP:CH2	1:E:72:ILE:HD11	2.56	0.40
1:E:116:PHE:HD1	1:E:124:LYS:O	2.03	0.40
1:F:345:ILE:CD1	2:H:93:VAL:HG11	2.48	0.40
2:G:467:ASN:O	2:G:471:PHE:HD1	2.05	0.40
2:H:166:ASP:HB3	2:H:169:VAL:HG21	2.04	0.40
2:H:367:SER:C	2:H:369:GLU:N	2.75	0.40

There are no symmetry-related clashes.

## 5.3 Torsion angles [i](#)

### 5.3.1 Protein backbone [i](#)

In the following table, the Percentiles column shows the percent Ramachandran outliers of the chain as a percentile score with respect to all X-ray entries followed by that with respect to entries of similar resolution.

The Analysed column shows the number of residues for which the backbone conformation was analysed, and the total number of residues.

Mol	Chain	Analysed	Favoured	Allowed	Outliers	Percentiles
1	A	294/351 (84%)	240 (82%)	48 (16%)	6 (2%)	<b>7</b> 41

Continued on next page...

*Continued from previous page...*

Mol	Chain	Analysed	Favoured	Allowed	Outliers	Percentiles	
1	B	294/351 (84%)	243 (83%)	45 (15%)	6 (2%)	7	41
1	E	294/351 (84%)	242 (82%)	47 (16%)	5 (2%)	9	43
1	F	294/351 (84%)	242 (82%)	46 (16%)	6 (2%)	7	41
2	C	486/570 (85%)	378 (78%)	82 (17%)	26 (5%)	2	22
2	D	472/570 (83%)	371 (79%)	76 (16%)	25 (5%)	2	22
2	G	474/570 (83%)	370 (78%)	79 (17%)	25 (5%)	2	22
2	H	487/570 (85%)	384 (79%)	78 (16%)	25 (5%)	2	23
All	All	3095/3684 (84%)	2470 (80%)	501 (16%)	124 (4%)	3	28

All (124) Ramachandran outliers are listed below:

Mol	Chain	Res	Type
1	A	302	ASP
1	B	302	ASP
2	C	197	VAL
2	C	200	ASN
2	C	270	LEU
2	C	273	TYR
2	D	43	VAL
2	D	197	VAL
2	D	200	ASN
2	D	270	LEU
2	D	273	TYR
2	D	515	THR
2	D	553	ILE
1	E	302	ASP
1	F	302	ASP
2	G	46	ALA
2	G	197	VAL
2	G	200	ASN
2	G	270	LEU
2	G	273	TYR
2	G	514	VAL
2	H	43	VAL
2	H	197	VAL
2	H	200	ASN
2	H	270	LEU
2	H	273	TYR
2	H	549	ALA
2	C	205	ILE

*Continued on next page...*

*Continued from previous page...*

<b>Mol</b>	<b>Chain</b>	<b>Res</b>	<b>Type</b>
2	C	235	ALA
2	C	239	VAL
2	C	272	PRO
2	C	479	LYS
2	C	549	ALA
2	C	552	ILE
2	C	556	ILE
2	D	205	ILE
2	D	239	VAL
2	D	272	PRO
2	D	479	LYS
2	D	514	VAL
2	G	205	ILE
2	G	239	VAL
2	G	272	PRO
2	G	493	ALA
2	H	46	ALA
2	H	239	VAL
2	H	272	PRO
2	H	550	HIS
1	A	94	SER
1	A	170	CYS
1	B	170	CYS
1	B	325	ASP
2	C	60	LYS
2	C	101	SER
2	C	543	GLY
2	D	60	LYS
2	D	101	SER
2	D	204	PHE
2	D	461	MET
2	D	493	ALA
1	E	94	SER
1	E	170	CYS
1	E	325	ASP
1	F	94	SER
1	F	170	CYS
1	F	325	ASP
2	G	60	LYS
2	G	101	SER
2	G	204	PHE
2	G	236	GLY

*Continued on next page...*

*Continued from previous page...*

<b>Mol</b>	<b>Chain</b>	<b>Res</b>	<b>Type</b>
2	G	492	SER
2	G	515	THR
2	H	60	LYS
2	H	101	SER
2	H	204	PHE
2	H	205	ILE
2	H	460	GLY
2	H	479	LYS
1	A	41	ASP
1	A	325	ASP
1	B	41	ASP
1	B	94	SER
2	C	42	PRO
2	C	164	ASP
2	C	172	PHE
2	C	204	PHE
2	C	325	SER
2	C	368	LEU
2	D	164	ASP
2	D	325	SER
2	D	401	LYS
1	E	41	ASP
1	F	41	ASP
2	G	164	ASP
2	G	325	SER
2	G	368	LEU
2	H	164	ASP
2	H	172	PHE
2	H	325	SER
2	H	472	GLU
2	C	119	GLY
2	C	401	LYS
2	D	119	GLY
2	D	172	PHE
2	D	368	LEU
2	D	485	ALA
2	G	119	GLY
2	G	161	ARG
2	G	172	PHE
2	H	368	LEU
2	H	401	LYS
2	C	227	VAL

*Continued on next page...*

*Continued from previous page...*

Mol	Chain	Res	Type
2	D	227	VAL
2	G	227	VAL
2	G	401	LYS
2	H	119	GLY
2	H	227	VAL
2	C	514	VAL
2	C	553	ILE
1	A	156	VAL
2	G	553	ILE
2	H	527	VAL
1	B	156	VAL
1	F	156	VAL

### 5.3.2 Protein sidechains [i](#)

In the following table, the Percentiles column shows the percent sidechain outliers of the chain as a percentile score with respect to all X-ray entries followed by that with respect to entries of similar resolution.

The Analysed column shows the number of residues for which the sidechain conformation was analysed, and the total number of residues.

Mol	Chain	Analysed	Rotameric	Outliers	Percentiles	
1	A	262/307 (85%)	259 (99%)	3 (1%)	73	85
1	B	262/307 (85%)	259 (99%)	3 (1%)	73	85
1	E	262/307 (85%)	259 (99%)	3 (1%)	73	85
1	F	262/307 (85%)	259 (99%)	3 (1%)	73	85
2	C	438/510 (86%)	431 (98%)	7 (2%)	62	80
2	D	428/510 (84%)	421 (98%)	7 (2%)	62	80
2	G	429/510 (84%)	424 (99%)	5 (1%)	71	84
2	H	439/510 (86%)	430 (98%)	9 (2%)	53	74
All	All	2782/3268 (85%)	2742 (99%)	40 (1%)	67	82

All (40) residues with a non-rotameric sidechain are listed below:

Mol	Chain	Res	Type
1	A	5	ASP
1	A	171	LEU
1	A	226	ARG

*Continued on next page...*



*Continued from previous page...*

Mol	Chain	Res	Type
1	B	5	ASP
1	B	171	LEU
1	B	226	ARG
2	C	200	ASN
2	C	269	ASP
2	C	308	ASN
2	C	465	MET
2	C	488	LEU
2	C	497	ARG
2	C	558	ASN
2	D	200	ASN
2	D	269	ASP
2	D	308	ASN
2	D	497	ARG
2	D	518	ASP
2	D	530	ARG
2	D	533	GLU
1	E	5	ASP
1	E	171	LEU
1	E	226	ARG
1	F	5	ASP
1	F	171	LEU
1	F	226	ARG
2	G	200	ASN
2	G	269	ASP
2	G	308	ASN
2	G	457	TYR
2	G	533	GLU
2	H	200	ASN
2	H	231	LYS
2	H	269	ASP
2	H	308	ASN
2	H	459	ASN
2	H	497	ARG
2	H	518	ASP
2	H	533	GLU
2	H	558	ASN

Sometimes sidechains can be flipped to improve hydrogen bonding and reduce clashes. All (5) such sidechains are listed below:

Mol	Chain	Res	Type
2	C	308	ASN

*Continued on next page...*

*Continued from previous page...*

Mol	Chain	Res	Type
2	C	545	GLN
2	D	308	ASN
2	G	551	ASN
2	H	308	ASN

### 5.3.3 RNA [i](#)

There are no RNA molecules in this entry.

### 5.4 Non-standard residues in protein, DNA, RNA chains [i](#)

There are no non-standard protein/DNA/RNA residues in this entry.

### 5.5 Carbohydrates [i](#)

There are no monosaccharides in this entry.

### 5.6 Ligand geometry [i](#)

There are no ligands in this entry.

### 5.7 Other polymers [i](#)

There are no such residues in this entry.

### 5.8 Polymer linkage issues [i](#)

There are no chain breaks in this entry.

## 6 Fit of model and data

### 6.1 Protein, DNA and RNA chains

In the following table, the column labelled ‘#RSRZ > 2’ contains the number (and percentage) of RSRZ outliers, followed by percent RSRZ outliers for the chain as percentile scores relative to all X-ray entries and entries of similar resolution. The OWAB column contains the minimum, median, 95<sup>th</sup> percentile and maximum values of the occupancy-weighted average B-factor per residue. The column labelled ‘Q < 0.9’ lists the number of (and percentage) of residues with an average occupancy less than 0.9.

Mol	Chain	Analysed	<RSRZ>	#RSRZ>2	OWAB(Å <sup>2</sup> )	Q<0.9
1	A	300/351 (85%)	0.31	5 (1%) 70 65	97, 126, 151, 158	0
1	B	300/351 (85%)	0.30	8 (2%) 54 47	96, 125, 152, 160	0
1	E	300/351 (85%)	0.25	10 (3%) 46 40	97, 126, 152, 160	0
1	F	300/351 (85%)	0.33	10 (3%) 46 40	98, 126, 151, 158	0
2	C	492/570 (86%)	0.08	13 (2%) 56 49	90, 124, 170, 179	0
2	D	480/570 (84%)	0.02	6 (1%) 77 73	92, 122, 167, 180	0
2	G	482/570 (84%)	0.06	6 (1%) 79 75	92, 123, 167, 179	0
2	H	493/570 (86%)	0.16	6 (1%) 79 75	91, 125, 170, 183	0
All	All	3147/3684 (85%)	0.16	64 (2%) 65 60	90, 124, 162, 183	0

All (64) RSRZ outliers are listed below:

Mol	Chain	Res	Type	RSRZ
2	D	126	VAL	6.5
2	G	61	ASN	4.9
2	C	124	PHE	4.8
1	F	195	GLN	3.9
2	H	121	ASP	3.9
2	G	136	PHE	3.8
1	B	167	SER	3.8
1	B	168	ASP	3.8
2	C	122	ARG	3.3
2	C	121	ASP	3.1
2	H	430	ILE	3.0
1	B	307	VAL	2.9
2	H	124	PHE	2.9
1	E	306	GLU	2.9
2	C	136	PHE	2.9
1	B	160	PRO	2.9

*Continued on next page...*

*Continued from previous page...*

<b>Mol</b>	<b>Chain</b>	<b>Res</b>	<b>Type</b>	<b>RSRZ</b>
1	F	75	ALA	2.8
1	E	160	PRO	2.8
2	C	141	ASN	2.7
2	C	67	LEU	2.7
2	G	227	VAL	2.7
2	H	61	ASN	2.7
1	E	169	PHE	2.6
1	A	195	GLN	2.6
1	F	112	TYR	2.6
1	F	45	TRP	2.5
2	C	454	LEU	2.5
2	C	139	GLU	2.5
1	A	145	LEU	2.4
1	E	188	LEU	2.4
2	C	366	PRO	2.4
1	F	199	ASP	2.3
2	D	71	LEU	2.3
1	F	208	LEU	2.3
1	A	71	ILE	2.3
1	F	167	SER	2.3
1	E	307	VAL	2.3
2	C	140	HIS	2.2
1	F	290	SER	2.2
2	D	136	PHE	2.2
1	E	168	ASP	2.2
2	D	219	PRO	2.2
1	B	191	ALA	2.2
2	C	193	ASP	2.2
1	F	171	LEU	2.2
2	H	138	LYS	2.2
2	G	168	ARG	2.1
1	E	124	LYS	2.1
1	E	214	LEU	2.1
2	G	126	VAL	2.1
2	C	125	ASN	2.1
1	E	75	ALA	2.1
1	B	170	CYS	2.1
1	A	208	LEU	2.1
2	H	62	GLY	2.1
2	C	65	MET	2.1
1	B	53	ALA	2.1
2	G	62	GLY	2.1

*Continued on next page...*

*Continued from previous page...*

Mol	Chain	Res	Type	RSRZ
1	E	193	ILE	2.0
2	D	193	ASP	2.0
1	F	343	SER	2.0
2	D	61	ASN	2.0
1	A	240	ILE	2.0
1	B	232	ALA	2.0

## 6.2 Non-standard residues in protein, DNA, RNA chains [i](#)

There are no non-standard protein/DNA/RNA residues in this entry.

## 6.3 Carbohydrates [i](#)

There are no monosaccharides in this entry.

## 6.4 Ligands [i](#)

There are no ligands in this entry.

## 6.5 Other polymers [i](#)

There are no such residues in this entry.