



Full wwPDB X-ray Structure Validation Report ⓘ

Oct 23, 2023 – 01:36 AM EDT

PDB ID : 3EHZ
Title : X-ray structure of the pentameric ligand gated ion channel of *Gloeobacter violaceus* (GLIC) in a presumptive open conformation
Authors : Hilf, R.J.C.; Dutzler, R.
Deposited on : 2008-09-15
Resolution : 3.10 Å (reported)

This is a Full wwPDB X-ray Structure Validation Report for a publicly released PDB entry.

We welcome your comments at validation@mail.wwpdb.org

A user guide is available at

<https://www.wwpdb.org/validation/2017/XrayValidationReportHelp>

with specific help available everywhere you see the ⓘ symbol.

The types of validation reports are described at

<http://www.wwpdb.org/validation/2017/FAQs#types>.

The following versions of software and data (see [references ⓘ](#)) were used in the production of this report:

MolProbity : 4.02b-467
Xtriage (Phenix) : 1.13
EDS : 2.36
Percentile statistics : 20191225.v01 (using entries in the PDB archive December 25th 2019)
Refmac : 5.8.0158
CCP4 : 7.0.044 (Gargrove)
Ideal geometry (proteins) : Engh & Huber (2001)
Ideal geometry (DNA, RNA) : Parkinson et al. (1996)
Validation Pipeline (wwPDB-VP) : 2.36

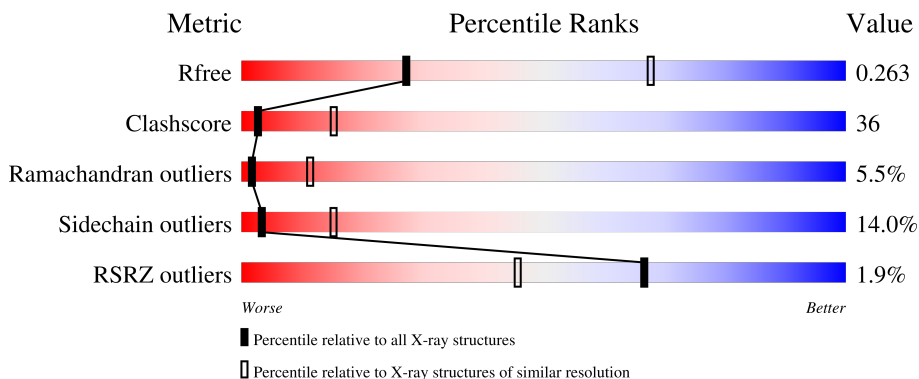
1 Overall quality at a glance

The following experimental techniques were used to determine the structure:

X-RAY DIFFRACTION

The reported resolution of this entry is 3.10 Å.

Percentile scores (ranging between 0-100) for global validation metrics of the entry are shown in the following graphic. The table shows the number of entries on which the scores are based.



Metric	Whole archive (#Entries)	Similar resolution (#Entries, resolution range(Å))
R_{free}	130704	1094 (3.10-3.10)
Clashscore	141614	1184 (3.10-3.10)
Ramachandran outliers	138981	1141 (3.10-3.10)
Sidechain outliers	138945	1141 (3.10-3.10)
RSRZ outliers	127900	1067 (3.10-3.10)

The table below summarises the geometric issues observed across the polymeric chains and their fit to the electron density. The red, orange, yellow and green segments of the lower bar indicate the fraction of residues that contain outliers for ≥ 3 , 2, 1 and 0 types of geometric quality criteria respectively. A grey segment represents the fraction of residues that are not modelled. The numeric value for each fraction is indicated below the corresponding segment, with a dot representing fractions $\leq 5\%$. The upper red bar (where present) indicates the fraction of residues that have poor fit to the electron density. The numeric value is given above the bar.

Mol	Chain	Length	Quality of chain
1	A	317	 2% 41% 46% 11% .
1	B	317	 2% 42% 44% 11% ..
1	C	317	 2% 44% 42% 11% ..
1	D	317	 2% 44% 42% 12% .
1	E	317	 2% 43% 44% 11% .

2 Entry composition

There are 2 unique types of molecules in this entry. The entry contains 12652 atoms, of which 0 are hydrogens and 0 are deuteriums.

In the tables below, the ZeroOcc column contains the number of atoms modelled with zero occupancy, the AltConf column contains the number of residues with at least one atom in alternate conformation and the Trace column contains the number of residues modelled with at most 2 atoms.

- Molecule 1 is a protein called Glr4197 protein.

Mol	Chain	Residues	Atoms					ZeroOcc	AltConf	Trace
			Total	C	N	O	S			
1	A	310	2521	1662	403	452	4	0	0	0
1	B	310	2521	1662	403	452	4	0	0	0
1	C	310	2521	1662	403	452	4	0	0	0
1	D	310	2521	1662	403	452	4	0	0	0
1	E	310	2521	1662	403	452	4	0	0	0

There are 35 discrepancies between the modelled and reference sequences:

Chain	Residue	Modelled	Actual	Comment	Reference
A	0	GLY	-	expression tag	UNP Q7NDN8
A	1	GLN	-	expression tag	UNP Q7NDN8
A	2	ASP	-	expression tag	UNP Q7NDN8
A	3	MET	-	expression tag	UNP Q7NDN8
A	4	VAL	-	expression tag	UNP Q7NDN8
A	5	SER	-	expression tag	UNP Q7NDN8
A	6	PRO	-	expression tag	UNP Q7NDN8
B	0	GLY	-	expression tag	UNP Q7NDN8
B	1	GLN	-	expression tag	UNP Q7NDN8
B	2	ASP	-	expression tag	UNP Q7NDN8
B	3	MET	-	expression tag	UNP Q7NDN8
B	4	VAL	-	expression tag	UNP Q7NDN8
B	5	SER	-	expression tag	UNP Q7NDN8
B	6	PRO	-	expression tag	UNP Q7NDN8
C	0	GLY	-	expression tag	UNP Q7NDN8
C	1	GLN	-	expression tag	UNP Q7NDN8
C	2	ASP	-	expression tag	UNP Q7NDN8
C	3	MET	-	expression tag	UNP Q7NDN8
C	4	VAL	-	expression tag	UNP Q7NDN8

Continued on next page...

Continued from previous page...

Chain	Residue	Modelled	Actual	Comment	Reference
C	5	SER	-	expression tag	UNP Q7NDN8
C	6	PRO	-	expression tag	UNP Q7NDN8
D	0	GLY	-	expression tag	UNP Q7NDN8
D	1	GLN	-	expression tag	UNP Q7NDN8
D	2	ASP	-	expression tag	UNP Q7NDN8
D	3	MET	-	expression tag	UNP Q7NDN8
D	4	VAL	-	expression tag	UNP Q7NDN8
D	5	SER	-	expression tag	UNP Q7NDN8
D	6	PRO	-	expression tag	UNP Q7NDN8
E	0	GLY	-	expression tag	UNP Q7NDN8
E	1	GLN	-	expression tag	UNP Q7NDN8
E	2	ASP	-	expression tag	UNP Q7NDN8
E	3	MET	-	expression tag	UNP Q7NDN8
E	4	VAL	-	expression tag	UNP Q7NDN8
E	5	SER	-	expression tag	UNP Q7NDN8
E	6	PRO	-	expression tag	UNP Q7NDN8

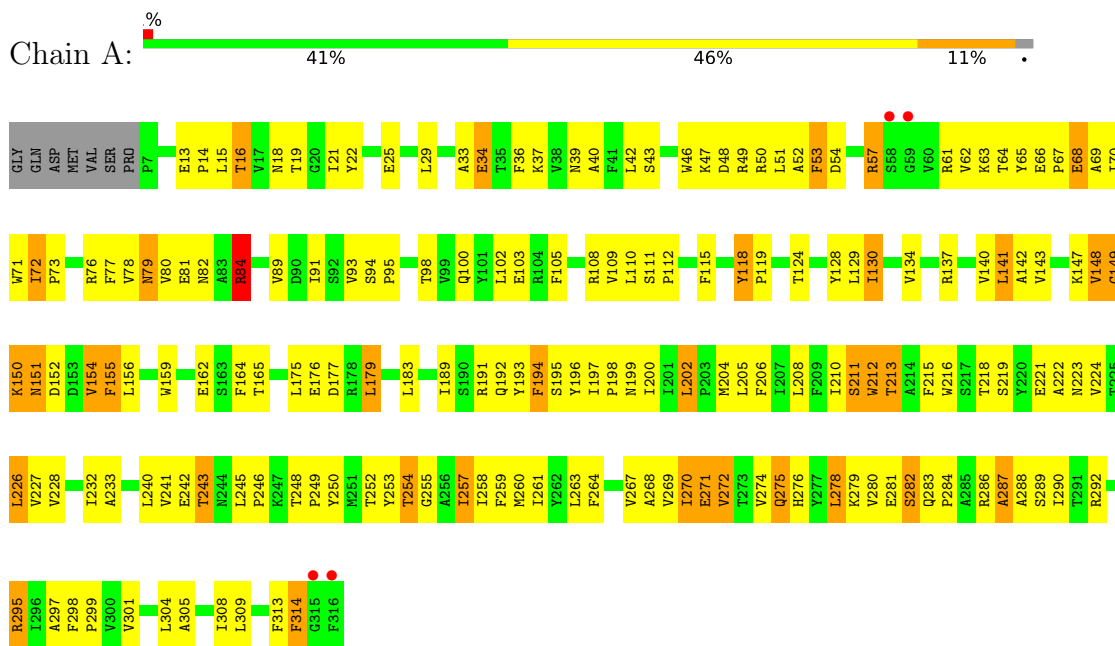
- Molecule 2 is water.

Mol	Chain	Residues	Atoms	ZeroOcc	AltConf
2	A	8	Total O 8 8	0	0
2	B	9	Total O 9 9	0	0
2	C	11	Total O 11 11	0	0
2	D	10	Total O 10 10	0	0
2	E	9	Total O 9 9	0	0

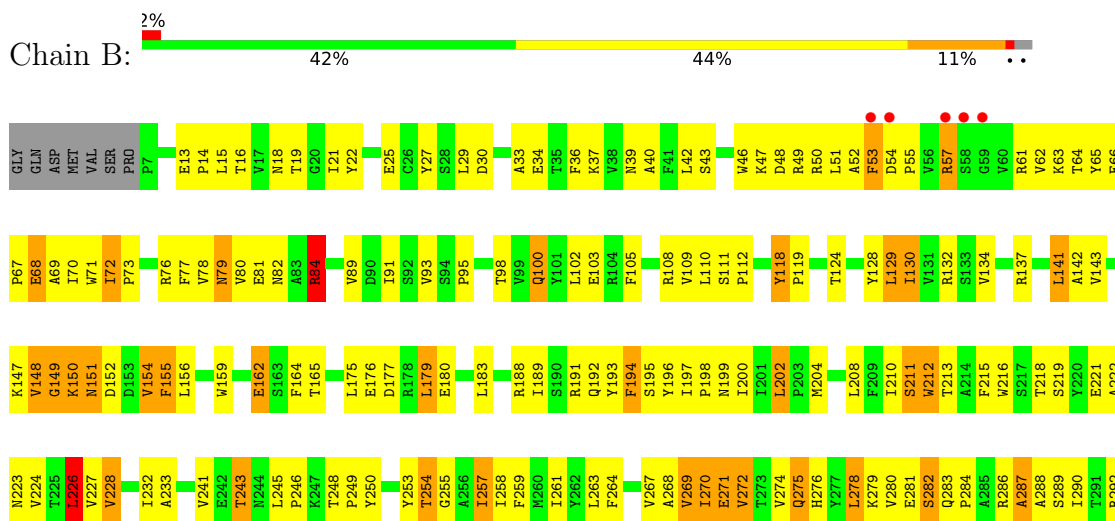
3 Residue-property plots i

These plots are drawn for all protein, RNA, DNA and oligosaccharide chains in the entry. The first graphic for a chain summarises the proportions of the various outlier classes displayed in the second graphic. The second graphic shows the sequence view annotated by issues in geometry and electron density. Residues are color-coded according to the number of geometric quality criteria for which they contain at least one outlier: green = 0, yellow = 1, orange = 2 and red = 3 or more. A red dot above a residue indicates a poor fit to the electron density ($RSRZ > 2$). Stretches of 2 or more consecutive residues without any outlier are shown as a green connector. Residues present in the sample, but not in the model, are shown in grey.

- Molecule 1: Glr4197 protein


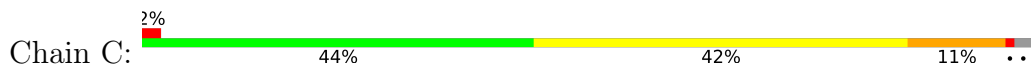


- Molecule 1: Glr4197 protein

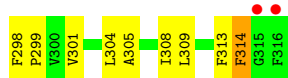
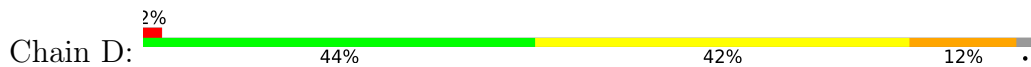




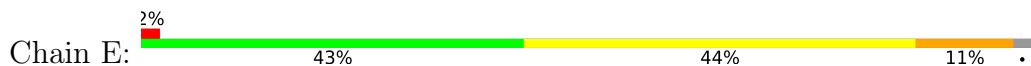
● Molecule 1: Glr4197 protein

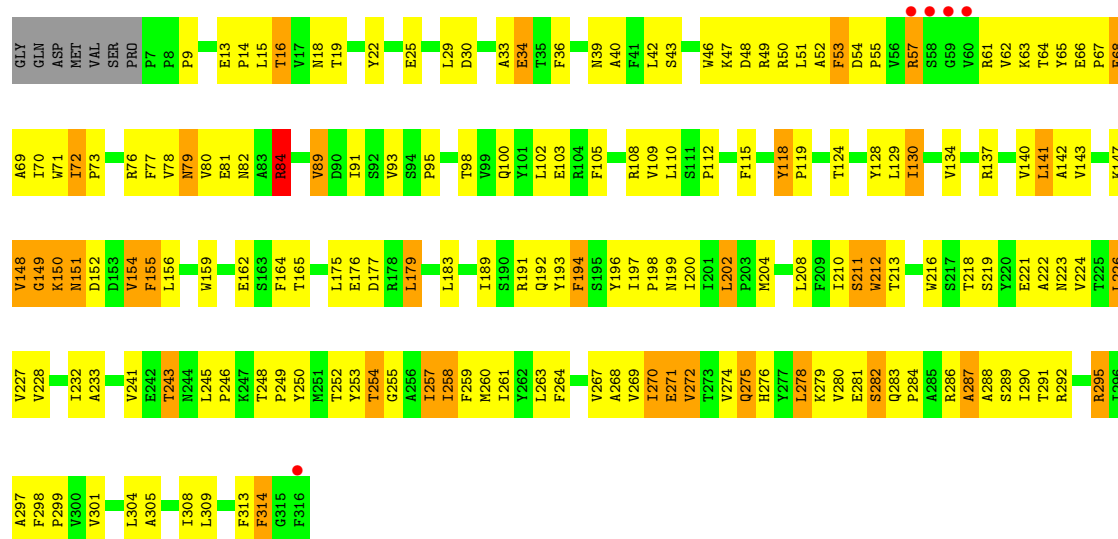


● Molecule 1: Glr4197 protein



● Molecule 1: Glr4197 protein





4 Data and refinement statistics

Property	Value	Source
Space group	C 1 2 1	Depositor
Cell constants a, b, c, α , β , γ	179.22Å 132.86Å 161.42Å 90.00° 102.19° 90.00°	Depositor
Resolution (Å)	19.97 – 3.10 29.86 – 3.09	Depositor EDS
% Data completeness (in resolution range)	99.5 (19.97-3.10) 99.5 (29.86-3.09)	Depositor EDS
R_{merge}	0.09	Depositor
R_{sym}	0.09	Depositor
$\langle I/\sigma(I) \rangle$ ¹	2.48 (at 3.11Å)	Xtrriage
Refinement program	PHENIX	Depositor
R, R_{free}	0.238 , 0.266 0.237 , 0.263	Depositor DCC
R_{free} test set	3368 reflections (4.99%)	wwPDB-VP
Wilson B-factor (Å ²)	77.1	Xtrriage
Anisotropy	0.296	Xtrriage
Bulk solvent k_{sol} (e/Å ³), B_{sol} (Å ²)	0.29 , 63.2	EDS
L-test for twinning ²	$\langle L \rangle = 0.48$, $\langle L^2 \rangle = 0.31$	Xtrriage
Estimated twinning fraction	No twinning to report.	Xtrriage
F_o, F_c correlation	0.90	EDS
Total number of atoms	12652	wwPDB-VP
Average B, all atoms (Å ²)	87.0	wwPDB-VP

Xtrriage's analysis on translational NCS is as follows: *The largest off-origin peak in the Patterson function is 4.18% of the height of the origin peak. No significant pseudotranslation is detected.*

¹Intensities estimated from amplitudes.

²Theoretical values of $\langle |L| \rangle$, $\langle L^2 \rangle$ for acentric reflections are 0.5, 0.333 respectively for untwinned datasets, and 0.375, 0.2 for perfectly twinned datasets.

5 Model quality [i](#)

5.1 Standard geometry [i](#)

The Z score for a bond length (or angle) is the number of standard deviations the observed value is removed from the expected value. A bond length (or angle) with $|Z| > 5$ is considered an outlier worth inspection. RMSZ is the root-mean-square of all Z scores of the bond lengths (or angles).

Mol	Chain	Bond lengths		Bond angles	
		RMSZ	# Z >5	RMSZ	# Z >5
1	A	0.49	0/2589	0.67	0/3535
1	B	0.49	0/2589	0.68	1/3535 (0.0%)
1	C	0.49	0/2589	0.67	0/3535
1	D	0.51	0/2589	0.67	0/3535
1	E	0.50	0/2589	0.67	0/3535
All	All	0.49	0/12945	0.67	1/17675 (0.0%)

There are no bond length outliers.

All (1) bond angle outliers are listed below:

Mol	Chain	Res	Type	Atoms	Z	Observed(°)	Ideal(°)
1	B	84	ARG	NE-CZ-NH1	5.62	123.11	120.30

There are no chirality outliers.

There are no planarity outliers.

5.2 Too-close contacts [i](#)

In the following table, the Non-H and H(model) columns list the number of non-hydrogen atoms and hydrogen atoms in the chain respectively. The H(added) column lists the number of hydrogen atoms added and optimized by MolProbity. The Clashes column lists the number of clashes within the asymmetric unit, whereas Symm-Clashes lists symmetry-related clashes.

Mol	Chain	Non-H	H(model)	H(added)	Clashes	Symm-Clashes
1	A	2521	0	2537	190	0
1	B	2521	0	2537	190	0
1	C	2521	0	2537	185	0
1	D	2521	0	2537	189	0
1	E	2521	0	2537	182	0
2	A	8	0	0	0	0
2	B	9	0	0	0	0

Continued on next page...

Continued from previous page...

Mol	Chain	Non-H	H(model)	H(added)	Clashes	Symm-Clashes
2	C	11	0	0	0	0
2	D	10	0	0	0	0
2	E	9	0	0	0	0
All	All	12652	0	12685	906	0

The all-atom clashscore is defined as the number of clashes found per 1000 atoms (including hydrogen atoms). The all-atom clashscore for this structure is 36.

All (906) close contacts within the same asymmetric unit are listed below, sorted by their clash magnitude.

Atom-1	Atom-2	Interatomic distance (Å)	Clash overlap (Å)
1:D:22:TYR:HA	1:D:149:GLY:HA2	1.43	0.99
1:B:13:GLU:HB3	1:B:14:PRO:HD2	1.47	0.97
1:C:22:TYR:HA	1:C:149:GLY:HA2	1.46	0.97
1:B:22:TYR:HA	1:B:149:GLY:HA2	1.43	0.96
1:C:13:GLU:HB3	1:C:14:PRO:HD2	1.48	0.96
1:E:22:TYR:HA	1:E:149:GLY:HA2	1.47	0.95
1:E:13:GLU:HB3	1:E:14:PRO:HD2	1.47	0.95
1:D:13:GLU:HB3	1:D:14:PRO:HD2	1.47	0.93
1:A:22:TYR:HA	1:A:149:GLY:HA2	1.47	0.93
1:A:13:GLU:HB3	1:A:14:PRO:HD2	1.48	0.92
1:E:151:ASN:HD22	1:E:152:ASP:H	1.17	0.92
1:A:151:ASN:HD22	1:A:152:ASP:H	1.18	0.91
1:D:22:TYR:HA	1:D:149:GLY:CA	2.00	0.91
1:A:77:PHE:CD1	1:A:84:ARG:HD2	2.05	0.91
1:E:77:PHE:CD1	1:E:84:ARG:HD2	2.08	0.89
1:B:22:TYR:HA	1:B:149:GLY:CA	2.01	0.89
1:C:77:PHE:CD1	1:C:84:ARG:HD2	2.07	0.89
1:D:54:ASP:HB2	1:D:57:ARG:HB2	1.52	0.89
1:B:147:LYS:C	1:B:149:GLY:H	1.76	0.89
1:B:78:VAL:HG22	1:B:130:ILE:HG12	1.55	0.88
1:D:77:PHE:CD1	1:D:84:ARG:HD2	2.07	0.88
1:C:151:ASN:HD22	1:C:152:ASP:H	1.20	0.88
1:E:147:LYS:C	1:E:149:GLY:H	1.76	0.88
1:D:84:ARG:HB2	1:D:84:ARG:HH11	1.39	0.88
1:E:141:LEU:HD23	1:E:142:ALA:H	1.40	0.88
1:C:54:ASP:HB2	1:C:57:ARG:HB2	1.56	0.87
1:E:84:ARG:HH11	1:E:84:ARG:HB2	1.40	0.87
1:E:22:TYR:HA	1:E:149:GLY:CA	2.04	0.87
1:B:77:PHE:CD1	1:B:84:ARG:HD2	2.09	0.87
1:E:54:ASP:HB2	1:E:57:ARG:HB2	1.57	0.87

Continued on next page...

Continued from previous page...

Atom-1	Atom-2	Interatomic distance (Å)	Clash overlap (Å)
1:A:147:LYS:C	1:A:149:GLY:H	1.78	0.87
1:B:249:PRO:HD2	1:B:250:TYR:CD1	2.10	0.86
1:E:197:ILE:HB	1:E:198:PRO:HD3	1.58	0.86
1:D:197:ILE:HB	1:D:198:PRO:HD3	1.57	0.86
1:B:151:ASN:HD22	1:B:152:ASP:H	1.21	0.86
1:E:249:PRO:HD2	1:E:250:TYR:CD1	2.11	0.86
1:D:77:PHE:HD1	1:D:84:ARG:HD2	1.41	0.86
1:A:249:PRO:HD2	1:A:250:TYR:CD1	2.11	0.86
1:B:54:ASP:HB2	1:B:57:ARG:HB2	1.57	0.85
1:A:22:TYR:HA	1:A:149:GLY:CA	2.05	0.85
1:C:249:PRO:HD2	1:C:250:TYR:CD1	2.12	0.85
1:C:147:LYS:C	1:C:149:GLY:H	1.77	0.85
1:D:151:ASN:HD22	1:D:152:ASP:H	1.21	0.85
1:C:22:TYR:HA	1:C:149:GLY:CA	2.05	0.85
1:B:141:LEU:HD23	1:B:142:ALA:H	1.42	0.84
1:C:197:ILE:HB	1:C:198:PRO:HD3	1.58	0.84
1:D:249:PRO:HD2	1:D:250:TYR:CD1	2.13	0.84
1:D:84:ARG:HB2	1:D:84:ARG:NH1	1.93	0.84
1:C:79:ASN:HD22	1:C:79:ASN:H	1.26	0.83
1:D:141:LEU:HD23	1:D:142:ALA:H	1.41	0.83
1:D:78:VAL:HG22	1:D:130:ILE:HG12	1.60	0.83
1:B:197:ILE:HB	1:B:198:PRO:HD3	1.59	0.83
1:C:84:ARG:HB2	1:C:84:ARG:HH11	1.44	0.83
1:A:78:VAL:HG22	1:A:130:ILE:HG12	1.61	0.83
1:A:54:ASP:HB2	1:A:57:ARG:HB2	1.59	0.82
1:E:84:ARG:HB2	1:E:84:ARG:NH1	1.95	0.82
1:D:79:ASN:H	1:D:79:ASN:HD22	1.26	0.82
1:A:84:ARG:HH11	1:A:84:ARG:HB2	1.43	0.82
1:E:78:VAL:HG22	1:E:130:ILE:HG12	1.60	0.82
1:C:77:PHE:HD1	1:C:84:ARG:HD2	1.45	0.82
1:A:84:ARG:HB2	1:A:84:ARG:NH1	1.95	0.82
1:D:147:LYS:C	1:D:149:GLY:H	1.79	0.81
1:A:77:PHE:HD1	1:A:84:ARG:HD2	1.42	0.81
1:A:79:ASN:HD22	1:A:79:ASN:H	1.25	0.81
1:D:84:ARG:HH11	1:D:84:ARG:CB	1.94	0.81
1:D:149:GLY:O	1:D:150:LYS:HB2	1.81	0.81
1:E:84:ARG:HH11	1:E:84:ARG:CB	1.93	0.81
1:B:79:ASN:H	1:B:79:ASN:HD22	1.25	0.81
1:C:78:VAL:HG22	1:C:130:ILE:HG12	1.63	0.81
1:B:80:VAL:HG12	1:B:82:ASN:O	1.80	0.81
1:A:197:ILE:HB	1:A:198:PRO:HD3	1.61	0.81

Continued on next page...

Continued from previous page...

Atom-1	Atom-2	Interatomic distance (Å)	Clash overlap (Å)
1:A:76:ARG:NH2	1:A:130:ILE:HD12	1.96	0.80
1:B:149:GLY:O	1:B:150:LYS:HB2	1.79	0.80
1:A:141:LEU:HD23	1:A:142:ALA:H	1.46	0.79
1:C:84:ARG:HB2	1:C:84:ARG:NH1	1.97	0.79
1:B:84:ARG:HH11	1:B:84:ARG:HB2	1.45	0.79
1:D:128:TYR:O	1:D:129:LEU:HB2	1.83	0.79
1:A:84:ARG:HH11	1:A:84:ARG:CB	1.95	0.79
1:E:80:VAL:HG12	1:E:82:ASN:O	1.83	0.79
1:C:149:GLY:O	1:C:150:LYS:HB2	1.81	0.79
1:B:77:PHE:HD1	1:B:84:ARG:HD2	1.44	0.79
1:E:149:GLY:O	1:E:150:LYS:HB2	1.81	0.79
1:E:76:ARG:NH2	1:E:130:ILE:HD12	1.98	0.79
1:E:79:ASN:HD22	1:E:79:ASN:H	1.30	0.79
1:B:84:ARG:HB2	1:B:84:ARG:NH1	1.98	0.78
1:D:80:VAL:HG12	1:D:82:ASN:O	1.82	0.78
1:E:77:PHE:HD1	1:E:84:ARG:HD2	1.45	0.78
1:D:48:ASP:O	1:D:51:LEU:HD23	1.82	0.78
1:D:76:ARG:NH2	1:D:130:ILE:HD12	1.99	0.78
1:A:149:GLY:O	1:A:150:LYS:HB2	1.81	0.78
1:B:13:GLU:HB3	1:B:14:PRO:CD	2.13	0.78
1:A:128:TYR:O	1:A:129:LEU:HB2	1.84	0.77
1:C:76:ARG:NH2	1:C:130:ILE:HD12	1.99	0.77
1:B:76:ARG:NH2	1:B:130:ILE:HD12	1.98	0.77
1:C:80:VAL:HG12	1:C:82:ASN:O	1.84	0.77
1:C:141:LEU:HD23	1:C:142:ALA:H	1.47	0.77
1:C:13:GLU:HB3	1:C:14:PRO:CD	2.14	0.77
1:A:13:GLU:HB3	1:A:14:PRO:CD	2.14	0.77
1:A:80:VAL:HG12	1:A:82:ASN:O	1.85	0.77
1:E:13:GLU:HB3	1:E:14:PRO:CD	2.14	0.77
1:D:13:GLU:HB3	1:D:14:PRO:CD	2.14	0.76
1:C:84:ARG:HH11	1:C:84:ARG:CB	1.97	0.76
1:E:128:TYR:O	1:E:129:LEU:HB2	1.84	0.76
1:B:84:ARG:HH11	1:B:84:ARG:CB	1.99	0.76
1:A:208:LEU:O	1:A:211:SER:HB3	1.87	0.75
1:C:48:ASP:O	1:C:51:LEU:HD23	1.87	0.74
1:C:128:TYR:O	1:C:129:LEU:HB2	1.87	0.74
1:E:208:LEU:O	1:E:211:SER:HB3	1.88	0.74
1:B:208:LEU:O	1:B:211:SER:HB3	1.87	0.73
1:E:48:ASP:O	1:E:51:LEU:HD23	1.88	0.72
1:D:253:TYR:HA	1:D:313:PHE:CE2	2.24	0.72
1:D:208:LEU:O	1:D:211:SER:HB3	1.89	0.72

Continued on next page...

Continued from previous page...

Atom-1	Atom-2	Interatomic distance (Å)	Clash overlap (Å)
1:E:249:PRO:HD2	1:E:250:TYR:HD1	1.53	0.72
1:D:77:PHE:H	1:D:84:ARG:HD3	1.55	0.72
1:A:151:ASN:HD22	1:A:152:ASP:N	1.87	0.72
1:D:249:PRO:HD2	1:D:250:TYR:HD1	1.54	0.72
1:B:128:TYR:O	1:B:129:LEU:HB2	1.90	0.72
1:E:147:LYS:HE2	1:E:165:THR:HA	1.72	0.72
1:A:249:PRO:HD2	1:A:250:TYR:HD1	1.54	0.71
1:A:147:LYS:HE2	1:A:165:THR:HA	1.72	0.71
1:E:151:ASN:HD22	1:E:152:ASP:N	1.87	0.71
1:E:66:GLU:HG3	1:E:67:PRO:HD2	1.72	0.71
1:B:66:GLU:HG3	1:B:67:PRO:HD2	1.73	0.70
1:B:249:PRO:HD2	1:B:250:TYR:HD1	1.53	0.70
1:A:48:ASP:O	1:A:51:LEU:HD23	1.91	0.70
1:A:253:TYR:HA	1:A:313:PHE:CE2	2.26	0.70
1:C:208:LEU:O	1:C:211:SER:HB3	1.92	0.70
1:E:253:TYR:HA	1:E:313:PHE:CE2	2.25	0.70
1:E:151:ASN:ND2	1:E:152:ASP:H	1.89	0.70
1:A:77:PHE:H	1:A:84:ARG:HD3	1.56	0.70
1:D:42:LEU:HB3	1:D:103:GLU:HG2	1.72	0.70
1:E:282:SER:C	1:E:284:PRO:HD3	2.12	0.70
1:A:151:ASN:ND2	1:A:152:ASP:H	1.90	0.70
1:B:76:ARG:HH22	1:B:130:ILE:HD12	1.57	0.70
1:C:253:TYR:HA	1:C:313:PHE:CE2	2.26	0.69
1:B:48:ASP:O	1:B:51:LEU:HD23	1.90	0.69
1:C:282:SER:C	1:C:284:PRO:HD3	2.11	0.69
1:E:275:GLN:O	1:E:275:GLN:HG2	1.91	0.69
1:B:147:LYS:C	1:B:149:GLY:N	2.46	0.69
1:C:77:PHE:H	1:C:84:ARG:HD3	1.57	0.69
1:D:151:ASN:HD22	1:D:152:ASP:N	1.90	0.69
1:C:151:ASN:HD22	1:C:152:ASP:N	1.90	0.69
1:B:80:VAL:CG1	1:B:82:ASN:O	2.40	0.69
1:B:202:LEU:HD12	1:C:259:PHE:CZ	2.28	0.69
1:B:282:SER:C	1:B:284:PRO:HD3	2.13	0.69
1:E:42:LEU:HB3	1:E:103:GLU:HG2	1.75	0.69
1:A:76:ARG:HH22	1:A:130:ILE:HD12	1.57	0.69
1:C:151:ASN:ND2	1:C:152:ASP:H	1.91	0.68
1:B:275:GLN:HG2	1:B:275:GLN:O	1.93	0.68
1:B:253:TYR:HA	1:B:313:PHE:CE2	2.27	0.68
1:C:147:LYS:C	1:C:149:GLY:N	2.47	0.68
1:C:275:GLN:O	1:C:275:GLN:HG2	1.93	0.68
1:B:77:PHE:H	1:B:84:ARG:HD3	1.57	0.68

Continued on next page...

Continued from previous page...

Atom-1	Atom-2	Interatomic distance (Å)	Clash overlap (Å)
1:C:249:PRO:HD2	1:C:250:TYR:HD1	1.55	0.68
1:C:147:LYS:HE2	1:C:165:THR:HA	1.74	0.68
1:D:282:SER:C	1:D:284:PRO:HD3	2.14	0.68
1:A:42:LEU:HB3	1:A:103:GLU:HG2	1.77	0.67
1:A:282:SER:C	1:A:284:PRO:HD3	2.14	0.67
1:E:76:ARG:HH22	1:E:130:ILE:HD12	1.57	0.67
1:B:151:ASN:HD22	1:B:152:ASP:N	1.90	0.67
1:D:147:LYS:HE2	1:D:165:THR:HA	1.76	0.67
1:D:276:HIS:O	1:D:280:VAL:HG22	1.95	0.67
1:E:80:VAL:CG1	1:E:82:ASN:O	2.42	0.67
1:B:151:ASN:ND2	1:B:152:ASP:H	1.92	0.67
1:B:147:LYS:HE2	1:B:165:THR:HA	1.75	0.67
1:A:80:VAL:CG1	1:A:82:ASN:O	2.43	0.67
1:E:77:PHE:H	1:E:84:ARG:HD3	1.60	0.67
1:D:66:GLU:HG3	1:D:67:PRO:HD2	1.77	0.67
1:C:66:GLU:HG3	1:C:67:PRO:HD2	1.76	0.66
1:A:267:VAL:HA	1:A:270:ILE:HB	1.77	0.66
1:A:276:HIS:O	1:A:280:VAL:HG22	1.95	0.66
1:B:276:HIS:O	1:B:280:VAL:HG22	1.96	0.66
1:C:42:LEU:HB3	1:C:103:GLU:HG2	1.76	0.66
1:D:275:GLN:O	1:D:275:GLN:HG2	1.95	0.66
1:E:276:HIS:O	1:E:280:VAL:HG22	1.95	0.66
1:D:54:ASP:HB2	1:D:57:ARG:CB	2.24	0.66
1:D:202:LEU:HD12	1:E:259:PHE:HZ	1.61	0.66
1:B:202:LEU:HD12	1:C:259:PHE:HZ	1.59	0.66
1:C:80:VAL:CG1	1:C:82:ASN:O	2.44	0.66
1:E:53:PHE:O	1:E:53:PHE:CD1	2.49	0.66
1:B:42:LEU:HB3	1:B:103:GLU:HG2	1.76	0.66
1:B:53:PHE:O	1:B:53:PHE:CD1	2.48	0.66
1:D:76:ARG:HH22	1:D:130:ILE:HD12	1.59	0.66
1:A:297:ALA:O	1:A:301:VAL:HG23	1.95	0.65
1:C:54:ASP:HB2	1:C:57:ARG:CB	2.26	0.65
1:C:267:VAL:HA	1:C:270:ILE:HB	1.78	0.65
1:D:65:TYR:CG	1:D:70:ILE:HD11	2.31	0.65
1:A:275:GLN:O	1:A:275:GLN:HG2	1.94	0.65
1:C:65:TYR:CG	1:C:70:ILE:HD11	2.31	0.65
1:D:80:VAL:CG1	1:D:82:ASN:O	2.43	0.65
1:A:53:PHE:O	1:A:53:PHE:CD1	2.49	0.65
1:D:147:LYS:C	1:D:149:GLY:N	2.49	0.65
1:A:66:GLU:HG3	1:A:67:PRO:HD2	1.78	0.65
1:D:267:VAL:HA	1:D:270:ILE:HB	1.78	0.65

Continued on next page...

Continued from previous page...

Atom-1	Atom-2	Interatomic distance (Å)	Clash overlap (Å)
1:D:151:ASN:ND2	1:D:152:ASP:H	1.92	0.65
1:B:267:VAL:HA	1:B:270:ILE:HB	1.77	0.65
1:D:202:LEU:HD12	1:E:259:PHE:CZ	2.31	0.65
1:B:54:ASP:HB2	1:B:57:ARG:CB	2.27	0.64
1:B:65:TYR:CG	1:B:70:ILE:HD11	2.31	0.64
1:C:53:PHE:O	1:C:53:PHE:CD1	2.51	0.64
1:C:276:HIS:O	1:C:280:VAL:HG22	1.96	0.64
1:E:54:ASP:HB2	1:E:57:ARG:CB	2.27	0.64
1:B:159:TRP:CE3	1:B:189:ILE:HD12	2.32	0.64
1:C:76:ARG:HH22	1:C:130:ILE:HD12	1.61	0.64
1:A:54:ASP:HB2	1:A:57:ARG:CB	2.28	0.64
1:E:147:LYS:C	1:E:149:GLY:N	2.47	0.64
1:C:297:ALA:O	1:C:301:VAL:HG23	1.98	0.64
1:E:65:TYR:CG	1:E:70:ILE:HD11	2.31	0.64
1:E:297:ALA:O	1:E:301:VAL:HG23	1.99	0.63
1:B:297:ALA:O	1:B:301:VAL:HG23	1.98	0.63
1:D:53:PHE:CD1	1:D:53:PHE:O	2.52	0.63
1:C:283:GLN:HE21	1:C:286:ARG:HB2	1.65	0.62
1:D:22:TYR:HA	1:D:149:GLY:HA3	1.82	0.62
1:E:267:VAL:HA	1:E:270:ILE:HB	1.79	0.62
1:A:65:TYR:CG	1:A:70:ILE:HD11	2.34	0.62
1:E:281:GLU:O	1:E:283:GLN:N	2.31	0.62
1:C:159:TRP:CE3	1:C:189:ILE:HD12	2.35	0.61
1:E:40:ALA:HB3	1:E:105:PHE:CZ	2.35	0.61
1:A:147:LYS:C	1:A:149:GLY:N	2.48	0.61
1:B:53:PHE:O	1:B:53:PHE:HD1	1.83	0.61
1:A:53:PHE:O	1:A:53:PHE:HD1	1.84	0.61
1:A:159:TRP:CE3	1:A:189:ILE:HD12	2.35	0.61
1:E:53:PHE:O	1:E:53:PHE:HD1	1.84	0.61
1:B:89:VAL:HG11	1:B:102:LEU:HD23	1.82	0.60
1:B:267:VAL:HG23	1:B:298:PHE:CZ	2.36	0.60
1:B:212:TRP:HZ3	1:B:264:PHE:HD2	1.49	0.60
1:D:283:GLN:HE21	1:D:286:ARG:HB2	1.65	0.60
1:D:297:ALA:O	1:D:301:VAL:HG23	1.99	0.60
1:D:281:GLU:O	1:D:283:GLN:N	2.31	0.60
1:E:89:VAL:HG11	1:E:102:LEU:HD23	1.83	0.60
1:E:283:GLN:HE21	1:E:286:ARG:HB2	1.66	0.60
1:C:40:ALA:HB3	1:C:105:PHE:CZ	2.37	0.60
1:D:159:TRP:CE3	1:D:189:ILE:HD12	2.36	0.60
1:E:212:TRP:HZ3	1:E:264:PHE:HD2	1.49	0.60
1:A:40:ALA:HB3	1:A:105:PHE:CZ	2.37	0.60

Continued on next page...

Continued from previous page...

Atom-1	Atom-2	Interatomic distance (Å)	Clash overlap (Å)
1:A:202:LEU:HD12	1:B:259:PHE:HZ	1.66	0.60
1:B:147:LYS:O	1:B:149:GLY:N	2.34	0.60
1:B:281:GLU:O	1:B:283:GLN:N	2.30	0.60
1:A:281:GLU:O	1:A:283:GLN:N	2.32	0.59
1:B:100:GLN:HE21	1:B:100:GLN:HA	1.66	0.59
1:D:267:VAL:HG23	1:D:298:PHE:CZ	2.37	0.59
1:D:278:LEU:HD21	1:D:286:ARG:HB3	1.84	0.59
1:E:276:HIS:C	1:E:278:LEU:H	2.05	0.59
1:A:283:GLN:HE21	1:A:286:ARG:HB2	1.68	0.59
1:C:267:VAL:HG23	1:C:298:PHE:CZ	2.38	0.59
1:A:255:GLY:O	1:A:258:ILE:HG22	2.02	0.59
1:C:278:LEU:HD21	1:C:286:ARG:HB3	1.85	0.59
1:E:278:LEU:HD21	1:E:286:ARG:HB3	1.84	0.59
1:A:259:PHE:CZ	1:E:202:LEU:HD12	2.38	0.59
1:B:283:GLN:HE21	1:B:286:ARG:HB2	1.66	0.59
1:E:283:GLN:N	1:E:284:PRO:HD3	2.18	0.59
1:A:202:LEU:HD12	1:B:259:PHE:CZ	2.37	0.59
1:A:212:TRP:HZ3	1:A:264:PHE:HD2	1.51	0.59
1:E:254:THR:O	1:E:258:ILE:HB	2.03	0.59
1:E:255:GLY:O	1:E:258:ILE:HG22	2.03	0.59
1:B:210:ILE:HG23	1:C:269:VAL:HG11	1.85	0.59
1:B:254:THR:O	1:B:258:ILE:HB	2.02	0.59
1:C:53:PHE:O	1:C:53:PHE:HD1	1.86	0.58
1:C:283:GLN:N	1:C:284:PRO:HD3	2.17	0.58
1:D:212:TRP:HZ3	1:D:264:PHE:HD2	1.50	0.58
1:D:274:VAL:C	1:D:276:HIS:H	2.06	0.58
1:C:255:GLY:O	1:C:258:ILE:HG22	2.03	0.58
1:E:147:LYS:O	1:E:149:GLY:N	2.36	0.58
1:C:274:VAL:C	1:C:276:HIS:H	2.05	0.58
1:A:283:GLN:N	1:A:284:PRO:HD3	2.19	0.58
1:C:276:HIS:C	1:C:278:LEU:H	2.07	0.58
1:C:151:ASN:O	1:C:154:VAL:HG22	2.04	0.58
1:A:274:VAL:C	1:A:276:HIS:H	2.06	0.58
1:B:274:VAL:C	1:B:276:HIS:H	2.05	0.58
1:B:283:GLN:N	1:B:284:PRO:HD3	2.19	0.58
1:E:100:GLN:HA	1:E:100:GLN:HE21	1.68	0.58
1:A:267:VAL:HG23	1:A:298:PHE:CZ	2.39	0.57
1:A:278:LEU:HD21	1:A:286:ARG:HB3	1.85	0.57
1:B:276:HIS:C	1:B:278:LEU:H	2.07	0.57
1:C:254:THR:O	1:C:258:ILE:HB	2.03	0.57
1:D:276:HIS:C	1:D:278:LEU:H	2.07	0.57

Continued on next page...

Continued from previous page...

Atom-1	Atom-2	Interatomic distance (Å)	Clash overlap (Å)
1:D:283:GLN:N	1:D:284:PRO:HD3	2.18	0.57
1:C:212:TRP:HZ3	1:C:264:PHE:HD2	1.50	0.57
1:E:159:TRP:CE3	1:E:189:ILE:HD12	2.39	0.57
1:A:77:PHE:HD1	1:A:84:ARG:CD	2.16	0.57
1:D:100:GLN:HE21	1:D:100:GLN:HA	1.69	0.57
1:E:274:VAL:C	1:E:276:HIS:H	2.08	0.57
1:A:259:PHE:HZ	1:E:202:LEU:HD12	1.69	0.57
1:D:53:PHE:O	1:D:53:PHE:HD1	1.87	0.57
1:A:100:GLN:HE21	1:A:100:GLN:HA	1.69	0.57
1:A:254:THR:O	1:A:258:ILE:HB	2.04	0.57
1:A:276:HIS:C	1:A:278:LEU:H	2.08	0.57
1:D:255:GLY:O	1:D:258:ILE:HG22	2.05	0.57
1:B:255:GLY:O	1:B:258:ILE:HG22	2.05	0.57
1:E:267:VAL:HG23	1:E:298:PHE:CZ	2.39	0.57
1:D:271:GLU:OE2	1:D:272:VAL:N	2.38	0.56
1:B:151:ASN:O	1:B:154:VAL:HG22	2.06	0.56
1:C:202:LEU:HD12	1:D:259:PHE:CZ	2.41	0.56
1:E:70:ILE:HG22	1:E:71:TRP:O	2.05	0.56
1:D:286:ARG:O	1:D:289:SER:HB3	2.06	0.56
1:C:147:LYS:O	1:C:149:GLY:N	2.37	0.56
1:E:22:TYR:HA	1:E:149:GLY:HA3	1.86	0.56
1:B:286:ARG:O	1:B:289:SER:HB3	2.04	0.56
1:B:89:VAL:CG1	1:B:102:LEU:HD23	2.36	0.56
1:C:271:GLU:OE2	1:C:272:VAL:N	2.39	0.56
1:D:200:ILE:O	1:D:204:MET:HB2	2.06	0.56
1:A:147:LYS:O	1:A:149:GLY:N	2.38	0.56
1:D:147:LYS:O	1:D:149:GLY:N	2.39	0.56
1:C:155:PHE:CE1	1:D:112:PRO:HB3	2.41	0.56
1:A:33:ALA:O	1:A:34:GLU:HB2	2.06	0.55
1:D:40:ALA:HB3	1:D:105:PHE:CZ	2.41	0.55
1:C:89:VAL:HG11	1:C:102:LEU:HD23	1.88	0.55
1:C:281:GLU:O	1:C:283:GLN:N	2.32	0.55
1:D:216:TRP:CE2	1:D:295:ARG:HD3	2.42	0.55
1:A:54:ASP:HB2	1:A:57:ARG:CG	2.36	0.55
1:B:200:ILE:O	1:B:204:MET:HB2	2.06	0.55
1:E:151:ASN:O	1:E:154:VAL:HG22	2.05	0.55
1:A:79:ASN:H	1:A:79:ASN:ND2	2.02	0.55
1:C:54:ASP:HB2	1:C:57:ARG:CG	2.36	0.55
1:D:254:THR:O	1:D:258:ILE:HB	2.06	0.55
1:E:208:LEU:HD13	1:E:261:ILE:HG23	1.89	0.55
1:A:151:ASN:O	1:A:154:VAL:HG22	2.07	0.55

Continued on next page...

Continued from previous page...

Atom-1	Atom-2	Interatomic distance (Å)	Clash overlap (Å)
1:A:200:ILE:O	1:A:204:MET:HB2	2.07	0.55
1:B:54:ASP:HB2	1:B:57:ARG:CG	2.36	0.55
1:B:70:ILE:HG22	1:B:71:TRP:O	2.06	0.55
1:E:200:ILE:O	1:E:204:MET:HB2	2.06	0.55
1:E:54:ASP:HB2	1:E:57:ARG:CG	2.37	0.55
1:A:216:TRP:CE2	1:A:295:ARG:HD3	2.42	0.55
1:D:54:ASP:HB2	1:D:57:ARG:CG	2.37	0.55
1:C:216:TRP:CE2	1:C:295:ARG:HD3	2.42	0.55
1:A:271:GLU:OE2	1:A:272:VAL:N	2.40	0.54
1:A:286:ARG:O	1:A:289:SER:HB3	2.07	0.54
1:B:79:ASN:H	1:B:79:ASN:ND2	2.01	0.54
1:C:224:VAL:O	1:C:228:VAL:HB	2.07	0.54
1:E:286:ARG:O	1:E:289:SER:HB3	2.06	0.54
1:B:53:PHE:HD1	1:B:53:PHE:C	2.11	0.54
1:B:278:LEU:HD21	1:B:286:ARG:HB3	1.90	0.54
1:D:18:ASN:HB3	1:D:143:VAL:HG23	1.89	0.54
1:E:248:THR:HB	1:E:250:TYR:CE1	2.42	0.54
1:A:36:PHE:CE1	1:A:109:VAL:HB	2.43	0.54
1:C:200:ILE:O	1:C:204:MET:HB2	2.07	0.54
1:E:216:TRP:CE2	1:E:295:ARG:HD3	2.42	0.54
1:B:248:THR:HB	1:B:250:TYR:CE1	2.43	0.54
1:D:77:PHE:HD1	1:D:84:ARG:CD	2.16	0.54
1:E:89:VAL:CG1	1:E:102:LEU:HD23	2.37	0.54
1:D:314:PHE:CD1	1:D:314:PHE:N	2.76	0.54
1:E:314:PHE:CD1	1:E:314:PHE:N	2.76	0.54
1:A:18:ASN:HB3	1:A:143:VAL:HG23	1.89	0.54
1:A:257:ILE:O	1:A:261:ILE:HG12	2.07	0.54
1:C:202:LEU:HD12	1:D:259:PHE:HZ	1.73	0.54
1:D:210:ILE:HG23	1:E:269:VAL:HG11	1.89	0.54
1:B:216:TRP:CE2	1:B:295:ARG:HD3	2.42	0.54
1:E:53:PHE:HD1	1:E:53:PHE:C	2.11	0.54
1:D:298:PHE:HB2	1:D:299:PRO:HD3	1.91	0.53
1:E:271:GLU:OE2	1:E:272:VAL:N	2.41	0.53
1:B:271:GLU:OE2	1:B:272:VAL:N	2.40	0.53
1:D:248:THR:HB	1:D:250:TYR:CE1	2.43	0.53
1:E:33:ALA:O	1:E:34:GLU:HB2	2.08	0.53
1:E:298:PHE:HB2	1:E:299:PRO:HD3	1.90	0.53
1:A:155:PHE:CE1	1:B:112:PRO:HB3	2.43	0.53
1:D:89:VAL:HG11	1:D:102:LEU:HD23	1.90	0.53
1:A:22:TYR:HA	1:A:149:GLY:HA3	1.87	0.53
1:B:40:ALA:HB3	1:B:105:PHE:CZ	2.43	0.53

Continued on next page...

Continued from previous page...

Atom-1	Atom-2	Interatomic distance (Å)	Clash overlap (Å)
1:D:151:ASN:O	1:D:154:VAL:HG22	2.08	0.53
1:A:25:GLU:HB2	1:A:39:ASN:HB3	1.91	0.53
1:E:77:PHE:HD1	1:E:84:ARG:CD	2.17	0.53
1:C:18:ASN:HB3	1:C:143:VAL:HG23	1.89	0.53
1:D:25:GLU:HB2	1:D:39:ASN:HB3	1.91	0.53
1:A:248:THR:HB	1:A:250:TYR:CE1	2.43	0.53
1:A:314:PHE:CD1	1:A:314:PHE:N	2.77	0.53
1:C:100:GLN:HE21	1:C:100:GLN:HA	1.73	0.53
1:C:287:ALA:O	1:C:289:SER:N	2.42	0.53
1:D:70:ILE:HG22	1:D:71:TRP:O	2.09	0.53
1:A:53:PHE:HD1	1:A:53:PHE:C	2.12	0.53
1:C:286:ARG:O	1:C:289:SER:HB3	2.08	0.53
1:E:219:SER:OG	1:E:222:ALA:HB3	2.09	0.53
1:A:89:VAL:HG11	1:A:102:LEU:HD23	1.91	0.53
1:D:278:LEU:HD23	1:D:287:ALA:HB2	1.91	0.53
1:E:278:LEU:HD23	1:E:287:ALA:HB2	1.91	0.53
1:E:79:ASN:H	1:E:79:ASN:ND2	2.05	0.52
1:C:278:LEU:HD23	1:C:287:ALA:HB2	1.90	0.52
1:E:287:ALA:O	1:E:289:SER:N	2.42	0.52
1:C:314:PHE:CD1	1:C:314:PHE:N	2.77	0.52
1:C:79:ASN:H	1:C:79:ASN:ND2	2.02	0.52
1:B:53:PHE:CD1	1:B:53:PHE:C	2.82	0.52
1:C:248:THR:HB	1:C:250:TYR:CE1	2.45	0.52
1:A:271:GLU:O	1:A:272:VAL:C	2.48	0.52
1:C:53:PHE:CD1	1:C:53:PHE:C	2.83	0.52
1:D:54:ASP:CB	1:D:57:ARG:HB2	2.33	0.52
1:A:193:TYR:O	1:A:194:PHE:HB2	2.09	0.52
1:B:22:TYR:HA	1:B:149:GLY:HA3	1.85	0.52
1:C:53:PHE:HD1	1:C:53:PHE:C	2.13	0.52
1:C:70:ILE:HG22	1:C:71:TRP:O	2.10	0.52
1:C:77:PHE:HD1	1:C:84:ARG:CD	2.19	0.52
1:C:241:VAL:C	1:C:243:THR:H	2.12	0.52
1:D:29:LEU:HD23	1:D:29:LEU:C	2.29	0.52
1:A:298:PHE:HB2	1:A:299:PRO:HD3	1.92	0.52
1:C:245:LEU:HD12	1:C:246:PRO:HD2	1.92	0.52
1:C:257:ILE:O	1:C:261:ILE:HG12	2.10	0.52
1:A:76:ARG:O	1:A:129:LEU:HA	2.09	0.52
1:A:287:ALA:O	1:A:289:SER:N	2.43	0.52
1:A:149:GLY:O	1:A:150:LYS:CB	2.57	0.51
1:E:18:ASN:HB3	1:E:143:VAL:HG23	1.91	0.51
1:E:25:GLU:HB2	1:E:39:ASN:HB3	1.91	0.51

Continued on next page...

Continued from previous page...

Atom-1	Atom-2	Interatomic distance (Å)	Clash overlap (Å)
1:A:70:ILE:HG22	1:A:71:TRP:O	2.09	0.51
1:B:271:GLU:O	1:B:272:VAL:C	2.49	0.51
1:C:298:PHE:HB2	1:C:299:PRO:HD3	1.91	0.51
1:B:29:LEU:HD23	1:B:29:LEU:C	2.31	0.51
1:A:278:LEU:HD23	1:A:287:ALA:HB2	1.93	0.51
1:B:298:PHE:HB2	1:B:299:PRO:HD3	1.92	0.51
1:E:147:LYS:O	1:E:147:LYS:HG2	2.11	0.51
1:A:274:VAL:O	1:A:276:HIS:N	2.42	0.51
1:D:89:VAL:CG1	1:D:102:LEU:HD23	2.41	0.51
1:C:147:LYS:O	1:C:147:LYS:HG2	2.11	0.51
1:D:53:PHE:CD1	1:D:53:PHE:C	2.84	0.51
1:E:53:PHE:CD1	1:E:53:PHE:C	2.82	0.51
1:A:13:GLU:CB	1:A:14:PRO:CD	2.87	0.51
1:D:33:ALA:O	1:D:34:GLU:HB2	2.11	0.51
1:D:53:PHE:HD1	1:D:53:PHE:C	2.14	0.51
1:A:53:PHE:CD1	1:A:53:PHE:C	2.83	0.51
1:E:151:ASN:ND2	1:E:152:ASP:N	2.55	0.51
1:A:150:LYS:CG	1:A:154:VAL:HG21	2.41	0.51
1:A:208:LEU:HD13	1:A:261:ILE:HG23	1.92	0.51
1:B:278:LEU:HD23	1:B:287:ALA:HB2	1.92	0.51
1:E:13:GLU:CB	1:E:14:PRO:CD	2.86	0.51
1:B:314:PHE:N	1:B:314:PHE:CD1	2.77	0.51
1:A:224:VAL:O	1:A:228:VAL:HB	2.10	0.50
1:B:22:TYR:CA	1:B:149:GLY:HA2	2.29	0.50
1:B:77:PHE:HD1	1:B:84:ARG:CD	2.19	0.50
1:B:179:LEU:HD12	1:B:179:LEU:C	2.32	0.50
1:B:193:TYR:O	1:B:194:PHE:HB2	2.10	0.50
1:B:208:LEU:HD13	1:B:261:ILE:HG23	1.93	0.50
1:C:22:TYR:HA	1:C:149:GLY:HA3	1.89	0.50
1:D:208:LEU:HD13	1:D:261:ILE:HG23	1.92	0.50
1:D:241:VAL:C	1:D:243:THR:H	2.13	0.50
1:A:245:LEU:HD12	1:A:246:PRO:HD2	1.93	0.50
1:C:25:GLU:HB2	1:C:39:ASN:HB3	1.92	0.50
1:C:193:TYR:O	1:C:194:PHE:HB2	2.10	0.50
1:D:193:TYR:O	1:D:194:PHE:HB2	2.10	0.50
1:E:34:GLU:OE2	1:E:112:PRO:HA	2.10	0.50
1:A:29:LEU:C	1:A:29:LEU:HD23	2.32	0.50
1:C:34:GLU:OE2	1:C:112:PRO:HA	2.11	0.50
1:C:76:ARG:O	1:C:129:LEU:HA	2.12	0.50
1:B:219:SER:OG	1:B:222:ALA:HB3	2.11	0.50
1:E:70:ILE:HD13	1:E:70:ILE:N	2.26	0.50

Continued on next page...

Continued from previous page...

Atom-1	Atom-2	Interatomic distance (Å)	Clash overlap (Å)
1:C:150:LYS:CG	1:C:154:VAL:HG21	2.42	0.50
1:D:155:PHE:CE1	1:E:112:PRO:HB3	2.47	0.50
1:E:271:GLU:O	1:E:272:VAL:C	2.50	0.50
1:A:219:SER:OG	1:A:222:ALA:HB3	2.11	0.50
1:C:54:ASP:CB	1:C:57:ARG:HB2	2.36	0.50
1:D:155:PHE:CZ	1:E:112:PRO:HB3	2.46	0.50
1:D:257:ILE:O	1:D:261:ILE:HG12	2.10	0.50
1:D:281:GLU:C	1:D:283:GLN:H	2.15	0.50
1:E:29:LEU:C	1:E:29:LEU:HD23	2.32	0.50
1:C:33:ALA:O	1:C:34:GLU:HB2	2.12	0.50
1:C:72:ILE:HG22	1:C:73:PRO:HD2	1.94	0.50
1:C:271:GLU:O	1:C:272:VAL:C	2.49	0.50
1:D:179:LEU:HD12	1:D:179:LEU:C	2.32	0.50
1:A:269:VAL:HG11	1:E:210:ILE:HG23	1.94	0.50
1:B:150:LYS:HG2	1:B:154:VAL:HG21	1.94	0.50
1:B:224:VAL:O	1:B:228:VAL:HB	2.12	0.50
1:B:281:GLU:C	1:B:283:GLN:H	2.14	0.50
1:D:219:SER:OG	1:D:222:ALA:HB3	2.12	0.50
1:B:54:ASP:HB2	1:B:57:ARG:HG3	1.94	0.49
1:B:274:VAL:O	1:B:276:HIS:N	2.41	0.49
1:D:76:ARG:O	1:D:129:LEU:HA	2.12	0.49
1:E:241:VAL:C	1:E:243:THR:H	2.13	0.49
1:A:15:LEU:HD11	1:A:46:TRP:HB2	1.94	0.49
1:A:54:ASP:HB2	1:A:57:ARG:HG3	1.93	0.49
1:A:54:ASP:CB	1:A:57:ARG:HB2	2.39	0.49
1:A:268:ALA:O	1:A:272:VAL:HG22	2.11	0.49
1:D:147:LYS:O	1:D:147:LYS:HG2	2.12	0.49
1:B:287:ALA:O	1:B:289:SER:N	2.46	0.49
1:A:241:VAL:C	1:A:243:THR:H	2.15	0.49
1:C:219:SER:OG	1:C:222:ALA:HB3	2.13	0.49
1:E:245:LEU:HD12	1:E:246:PRO:HD2	1.95	0.49
1:A:179:LEU:C	1:A:179:LEU:HD12	2.33	0.49
1:B:48:ASP:HB3	1:B:51:LEU:HD21	1.95	0.49
1:B:245:LEU:HD12	1:B:246:PRO:HD2	1.93	0.49
1:B:257:ILE:O	1:B:261:ILE:HG12	2.11	0.49
1:C:281:GLU:C	1:C:283:GLN:H	2.16	0.49
1:D:53:PHE:O	1:D:54:ASP:C	2.50	0.49
1:D:79:ASN:H	1:D:79:ASN:ND2	2.03	0.49
1:D:287:ALA:O	1:D:289:SER:N	2.46	0.49
1:C:36:PHE:CE1	1:C:109:VAL:HB	2.47	0.49
1:D:271:GLU:O	1:D:272:VAL:C	2.52	0.49

Continued on next page...

Continued from previous page...

Atom-1	Atom-2	Interatomic distance (Å)	Clash overlap (Å)
1:E:274:VAL:O	1:E:276:HIS:N	2.45	0.49
1:A:89:VAL:CG1	1:A:102:LEU:HD23	2.43	0.49
1:D:224:VAL:O	1:D:228:VAL:HB	2.13	0.49
1:D:245:LEU:HD12	1:D:246:PRO:HD2	1.95	0.49
1:A:40:ALA:HB3	1:A:105:PHE:CE1	2.48	0.48
1:B:147:LYS:O	1:B:147:LYS:HG2	2.13	0.48
1:C:54:ASP:HB2	1:C:57:ARG:HG3	1.94	0.48
1:E:40:ALA:HB3	1:E:105:PHE:CE1	2.48	0.48
1:E:76:ARG:O	1:E:129:LEU:HA	2.12	0.48
1:B:268:ALA:O	1:B:272:VAL:HG22	2.14	0.48
1:E:118:TYR:CD1	1:E:118:TYR:C	2.84	0.48
1:E:224:VAL:O	1:E:228:VAL:HB	2.13	0.48
1:B:25:GLU:HB2	1:B:39:ASN:HB3	1.94	0.48
1:E:281:GLU:C	1:E:283:GLN:H	2.15	0.48
1:A:57:ARG:HE	1:A:57:ARG:HA	1.79	0.48
1:B:34:GLU:OE2	1:B:112:PRO:HA	2.14	0.48
1:E:54:ASP:HB2	1:E:57:ARG:HG3	1.94	0.48
1:A:151:ASN:ND2	1:A:152:ASP:N	2.56	0.48
1:B:18:ASN:HB3	1:B:143:VAL:HG23	1.96	0.48
1:B:33:ALA:O	1:B:34:GLU:HB2	2.12	0.48
1:B:155:PHE:CZ	1:C:112:PRO:HB3	2.48	0.48
1:C:49:ARG:C	1:C:51:LEU:H	2.17	0.48
1:C:89:VAL:CG1	1:C:102:LEU:HD23	2.42	0.48
1:C:150:LYS:HG2	1:C:154:VAL:HG21	1.96	0.48
1:C:193:TYR:O	1:C:194:PHE:CB	2.61	0.48
1:E:54:ASP:CB	1:E:57:ARG:HB2	2.37	0.48
1:C:29:LEU:C	1:C:29:LEU:HD23	2.33	0.48
1:E:141:LEU:HD23	1:E:142:ALA:N	2.19	0.48
1:E:193:TYR:O	1:E:194:PHE:HB2	2.12	0.48
1:A:72:ILE:HG22	1:A:73:PRO:HD2	1.95	0.48
1:B:141:LEU:HD23	1:B:142:ALA:N	2.20	0.48
1:B:151:ASN:ND2	1:B:152:ASP:N	2.58	0.48
1:E:36:PHE:CE1	1:E:109:VAL:HB	2.49	0.48
1:E:49:ARG:C	1:E:51:LEU:H	2.17	0.48
1:E:150:LYS:CG	1:E:154:VAL:HG21	2.43	0.48
1:E:257:ILE:O	1:E:261:ILE:HG12	2.14	0.48
1:B:19:THR:HA	1:B:43:SER:O	2.13	0.48
1:D:137:ARG:HA	1:D:137:ARG:HD3	1.75	0.48
1:A:19:THR:HA	1:A:43:SER:O	2.13	0.48
1:A:147:LYS:O	1:A:147:LYS:HG2	2.13	0.48
1:B:76:ARG:O	1:B:129:LEU:HA	2.14	0.48

Continued on next page...

Continued from previous page...

Atom-1	Atom-2	Interatomic distance (Å)	Clash overlap (Å)
1:C:19:THR:HA	1:C:43:SER:O	2.14	0.48
1:E:193:TYR:O	1:E:194:PHE:CB	2.62	0.48
1:A:281:GLU:C	1:A:283:GLN:H	2.15	0.48
1:B:13:GLU:CB	1:B:14:PRO:CD	2.85	0.48
1:B:150:LYS:CG	1:B:154:VAL:HG21	2.44	0.48
1:C:179:LEU:C	1:C:179:LEU:HD12	2.34	0.48
1:D:22:TYR:CA	1:D:149:GLY:HA2	2.29	0.48
1:D:149:GLY:O	1:D:150:LYS:CB	2.59	0.48
1:D:193:TYR:O	1:D:194:PHE:CB	2.62	0.48
1:D:274:VAL:O	1:D:276:HIS:N	2.44	0.48
1:E:19:THR:HA	1:E:43:SER:O	2.14	0.48
1:E:150:LYS:HG2	1:E:154:VAL:HG21	1.96	0.48
1:A:193:TYR:O	1:A:194:PHE:CB	2.62	0.47
1:D:54:ASP:HB2	1:D:57:ARG:HG3	1.96	0.47
1:B:270:ILE:HD13	1:B:270:ILE:HA	1.71	0.47
1:E:179:LEU:C	1:E:179:LEU:HD12	2.34	0.47
1:B:241:VAL:C	1:B:243:THR:H	2.16	0.47
1:C:208:LEU:HD13	1:C:261:ILE:HG23	1.97	0.47
1:C:268:ALA:O	1:C:272:VAL:HG22	2.15	0.47
1:D:19:THR:HA	1:D:43:SER:O	2.14	0.47
1:D:212:TRP:CE3	1:D:298:PHE:HD1	2.32	0.47
1:B:53:PHE:O	1:B:54:ASP:C	2.53	0.47
1:B:70:ILE:N	1:B:70:ILE:HD13	2.29	0.47
1:E:84:ARG:NH1	1:E:84:ARG:CB	2.66	0.47
1:A:196:TYR:CD1	1:A:196:TYR:N	2.83	0.47
1:C:155:PHE:CZ	1:D:112:PRO:HB3	2.49	0.47
1:D:36:PHE:CE1	1:D:109:VAL:HB	2.50	0.47
1:D:61:ARG:HG2	1:D:62:VAL:HG23	1.96	0.47
1:A:112:PRO:HB3	1:E:155:PHE:CE1	2.49	0.47
1:B:137:ARG:HD2	1:B:179:LEU:HG	1.96	0.47
1:C:49:ARG:O	1:C:51:LEU:N	2.48	0.47
1:D:118:TYR:CD1	1:D:118:TYR:C	2.87	0.47
1:A:48:ASP:HB3	1:A:51:LEU:HD21	1.97	0.47
1:B:49:ARG:C	1:B:51:LEU:H	2.18	0.47
1:C:48:ASP:HB3	1:C:51:LEU:HD21	1.97	0.47
1:C:274:VAL:O	1:C:276:HIS:N	2.43	0.47
1:E:268:ALA:O	1:E:272:VAL:HG22	2.14	0.47
1:C:196:TYR:CD1	1:C:196:TYR:N	2.83	0.47
1:D:150:LYS:CG	1:D:154:VAL:HG21	2.45	0.47
1:E:147:LYS:O	1:E:147:LYS:CG	2.63	0.47
1:E:270:ILE:HA	1:E:270:ILE:HD13	1.68	0.47

Continued on next page...

Continued from previous page...

Atom-1	Atom-2	Interatomic distance (Å)	Clash overlap (Å)
1:A:70:ILE:HD13	1:A:70:ILE:N	2.29	0.47
1:A:141:LEU:HD23	1:A:142:ALA:N	2.24	0.47
1:A:232:ILE:HG22	1:A:233:ALA:N	2.29	0.47
1:B:62:VAL:HG13	1:B:93:VAL:O	2.15	0.47
1:C:61:ARG:HG2	1:C:62:VAL:HG23	1.97	0.47
1:D:81:GLU:HG3	1:D:108:ARG:HG3	1.96	0.47
1:E:49:ARG:O	1:E:51:LEU:N	2.48	0.47
1:E:118:TYR:HB3	1:E:119:PRO:HD3	1.96	0.47
1:A:118:TYR:CD1	1:A:118:TYR:C	2.87	0.47
1:A:210:ILE:HG23	1:B:269:VAL:HG11	1.97	0.47
1:C:226:LEU:HA	1:C:226:LEU:HD22	1.71	0.47
1:D:72:ILE:HG22	1:D:73:PRO:HD2	1.96	0.47
1:A:137:ARG:HA	1:A:137:ARG:HD3	1.72	0.46
1:B:271:GLU:O	1:B:274:VAL:N	2.48	0.46
1:C:147:LYS:O	1:C:147:LYS:CG	2.63	0.46
1:D:34:GLU:OE2	1:D:112:PRO:HA	2.14	0.46
1:E:15:LEU:HD11	1:E:46:TRP:HB2	1.97	0.46
1:B:196:TYR:CD1	1:B:196:TYR:N	2.84	0.46
1:C:212:TRP:CE3	1:C:298:PHE:HD1	2.33	0.46
1:D:141:LEU:HD23	1:D:142:ALA:N	2.20	0.46
1:D:147:LYS:O	1:D:147:LYS:CG	2.63	0.46
1:A:193:TYR:CD2	1:A:193:TYR:C	2.89	0.46
1:A:305:ALA:O	1:A:309:LEU:HB2	2.15	0.46
1:E:48:ASP:HB3	1:E:51:LEU:HD21	1.96	0.46
1:E:212:TRP:CE3	1:E:298:PHE:HD1	2.32	0.46
1:B:257:ILE:O	1:B:261:ILE:CG1	2.64	0.46
1:D:118:TYR:HB3	1:D:119:PRO:HD3	1.98	0.46
1:D:151:ASN:ND2	1:D:152:ASP:N	2.58	0.46
1:E:62:VAL:HG13	1:E:93:VAL:O	2.16	0.46
1:A:42:LEU:HB3	1:A:103:GLU:CG	2.45	0.46
1:A:137:ARG:HD2	1:A:179:LEU:HG	1.96	0.46
1:B:150:LYS:HB3	1:B:150:LYS:HE2	1.70	0.46
1:C:111:SER:HA	1:C:112:PRO:HD2	1.78	0.46
1:C:118:TYR:HB3	1:C:119:PRO:HD3	1.95	0.46
1:D:65:TYR:CD1	1:D:70:ILE:HD11	2.51	0.46
1:E:274:VAL:HG12	1:E:275:GLN:N	2.30	0.46
1:A:218:THR:HG22	1:A:279:LYS:HE2	1.98	0.46
1:B:49:ARG:O	1:B:51:LEU:N	2.49	0.46
1:B:305:ALA:O	1:B:309:LEU:HB2	2.16	0.46
1:C:15:LEU:HD11	1:C:46:TRP:HB2	1.97	0.46
1:C:40:ALA:HB3	1:C:105:PHE:CE1	2.50	0.46

Continued on next page...

Continued from previous page...

Atom-1	Atom-2	Interatomic distance (Å)	Clash overlap (Å)
1:D:70:ILE:N	1:D:70:ILE:HD13	2.30	0.46
1:B:199:ASN:O	1:B:200:ILE:HD13	2.16	0.46
1:B:304:LEU:O	1:B:308:ILE:HG12	2.16	0.46
1:C:57:ARG:HE	1:C:57:ARG:HA	1.80	0.46
1:C:155:PHE:HB3	1:C:156:LEU:H	1.58	0.46
1:D:48:ASP:HB3	1:D:51:LEU:HD21	1.97	0.46
1:E:276:HIS:C	1:E:278:LEU:N	2.69	0.46
1:A:61:ARG:HG2	1:A:62:VAL:HG23	1.98	0.46
1:D:68:GLU:CD	1:D:68:GLU:N	2.68	0.46
1:E:72:ILE:HG22	1:E:73:PRO:HD2	1.98	0.46
1:E:196:TYR:N	1:E:196:TYR:CD1	2.84	0.46
1:C:81:GLU:HG3	1:C:108:ARG:HG3	1.98	0.46
1:D:150:LYS:HE2	1:D:150:LYS:HB3	1.73	0.46
1:D:241:VAL:C	1:D:243:THR:N	2.70	0.46
1:A:147:LYS:O	1:A:147:LYS:CG	2.64	0.46
1:B:193:TYR:O	1:B:194:PHE:CB	2.62	0.46
1:C:191:ARG:HG3	1:C:192:GLN:N	2.31	0.46
1:C:241:VAL:C	1:C:243:THR:N	2.69	0.46
1:D:49:ARG:C	1:D:51:LEU:H	2.19	0.46
1:D:150:LYS:HG2	1:D:154:VAL:HG21	1.97	0.46
1:E:57:ARG:HE	1:E:57:ARG:HA	1.81	0.46
1:A:94:SER:OG	1:A:95:PRO:HD2	2.16	0.45
1:B:54:ASP:CB	1:B:57:ARG:HB2	2.37	0.45
1:B:274:VAL:HG12	1:B:275:GLN:N	2.31	0.45
1:C:53:PHE:O	1:C:54:ASP:C	2.55	0.45
1:D:270:ILE:HD13	1:D:270:ILE:HA	1.68	0.45
1:A:49:ARG:C	1:A:51:LEU:H	2.19	0.45
1:B:36:PHE:CE1	1:B:109:VAL:HB	2.51	0.45
1:B:65:TYR:CD1	1:B:70:ILE:HD11	2.50	0.45
1:E:53:PHE:O	1:E:54:ASP:C	2.53	0.45
1:A:53:PHE:O	1:A:54:ASP:C	2.55	0.45
1:B:309:LEU:HD12	1:B:309:LEU:HA	1.75	0.45
1:C:149:GLY:O	1:C:150:LYS:CB	2.58	0.45
1:E:65:TYR:CD1	1:E:70:ILE:HD11	2.52	0.45
1:A:191:ARG:HG3	1:A:192:GLN:N	2.32	0.45
1:A:212:TRP:CE3	1:A:298:PHE:HD1	2.34	0.45
1:A:257:ILE:O	1:A:261:ILE:CG1	2.64	0.45
1:A:271:GLU:O	1:A:274:VAL:N	2.49	0.45
1:B:15:LEU:HD11	1:B:46:TRP:HB2	1.99	0.45
1:D:304:LEU:O	1:D:308:ILE:HG12	2.17	0.45
1:B:155:PHE:CE1	1:C:112:PRO:HB3	2.51	0.45

Continued on next page...

Continued from previous page...

Atom-1	Atom-2	Interatomic distance (Å)	Clash overlap (Å)
1:D:53:PHE:CE1	1:D:95:PRO:HA	2.52	0.45
1:D:223:ASN:HB3	1:D:272:VAL:HG11	1.99	0.45
1:A:34:GLU:OE2	1:A:112:PRO:HA	2.15	0.45
1:A:155:PHE:CZ	1:B:112:PRO:HB3	2.51	0.45
1:C:118:TYR:CD1	1:C:118:TYR:C	2.88	0.45
1:D:193:TYR:CD2	1:D:193:TYR:C	2.90	0.45
1:D:268:ALA:O	1:D:272:VAL:HG22	2.16	0.45
1:B:81:GLU:HG3	1:B:108:ARG:HG3	1.99	0.45
1:C:70:ILE:HD13	1:C:70:ILE:N	2.31	0.45
1:E:149:GLY:O	1:E:164:PHE:HD1	2.00	0.45
1:E:241:VAL:C	1:E:243:THR:N	2.69	0.45
1:E:305:ALA:O	1:E:309:LEU:HB2	2.17	0.45
1:A:150:LYS:HG2	1:A:154:VAL:HG21	1.97	0.45
1:B:57:ARG:HE	1:B:57:ARG:HA	1.81	0.45
1:B:72:ILE:HG22	1:B:73:PRO:HD2	1.98	0.45
1:B:118:TYR:CD1	1:B:118:TYR:C	2.86	0.45
1:C:22:TYR:CA	1:C:149:GLY:HA2	2.32	0.45
1:B:232:ILE:HG22	1:B:233:ALA:N	2.32	0.45
1:B:274:VAL:C	1:B:276:HIS:N	2.70	0.45
1:C:304:LEU:O	1:C:308:ILE:HG12	2.16	0.45
1:E:218:THR:HG22	1:E:279:LYS:HE2	1.99	0.45
1:A:49:ARG:O	1:A:51:LEU:N	2.50	0.45
1:B:226:LEU:HA	1:B:226:LEU:HD22	1.68	0.45
1:C:128:TYR:O	1:C:183:LEU:O	2.35	0.45
1:C:137:ARG:HD2	1:C:179:LEU:HG	1.99	0.45
1:D:194:PHE:C	1:D:196:TYR:N	2.70	0.45
1:E:304:LEU:O	1:E:308:ILE:HG12	2.17	0.45
1:A:274:VAL:HG12	1:A:275:GLN:N	2.32	0.44
1:B:47:LYS:HD2	1:B:49:ARG:HH21	1.81	0.44
1:E:155:PHE:HB3	1:E:156:LEU:H	1.60	0.44
1:A:81:GLU:HG3	1:A:108:ARG:HG3	1.99	0.44
1:A:150:LYS:HB3	1:A:150:LYS:HE2	1.73	0.44
1:B:155:PHE:HB3	1:B:156:LEU:H	1.58	0.44
1:C:274:VAL:HG12	1:C:275:GLN:N	2.32	0.44
1:D:57:ARG:HE	1:D:57:ARG:HA	1.81	0.44
1:A:304:LEU:O	1:A:308:ILE:HG12	2.16	0.44
1:B:42:LEU:HB3	1:B:103:GLU:CG	2.45	0.44
1:D:305:ALA:O	1:D:309:LEU:HB2	2.16	0.44
1:B:197:ILE:HB	1:B:198:PRO:CD	2.41	0.44
1:D:62:VAL:HG13	1:D:93:VAL:O	2.17	0.44
1:E:53:PHE:CE2	1:E:63:LYS:HB3	2.53	0.44

Continued on next page...

Continued from previous page...

Atom-1	Atom-2	Interatomic distance (Å)	Clash overlap (Å)
1:A:68:GLU:N	1:A:68:GLU:CD	2.71	0.44
1:A:274:VAL:C	1:A:276:HIS:N	2.71	0.44
1:B:212:TRP:CE3	1:B:298:PHE:HD1	2.36	0.44
1:A:223:ASN:HB3	1:A:272:VAL:HG11	2.00	0.44
1:A:241:VAL:C	1:A:243:THR:N	2.71	0.44
1:D:22:TYR:CD1	1:D:149:GLY:HA2	2.52	0.44
1:D:274:VAL:C	1:D:276:HIS:N	2.71	0.44
1:A:118:TYR:HB3	1:A:119:PRO:HD3	1.99	0.44
1:C:68:GLU:CD	1:C:68:GLU:N	2.71	0.44
1:C:287:ALA:C	1:C:289:SER:N	2.71	0.44
1:D:212:TRP:HB2	1:D:215:PHE:CE1	2.53	0.44
1:A:65:TYR:CD1	1:A:70:ILE:HD11	2.52	0.44
1:A:155:PHE:HB3	1:A:156:LEU:H	1.59	0.44
1:B:53:PHE:CE1	1:B:95:PRO:HA	2.53	0.44
1:B:194:PHE:C	1:B:196:TYR:N	2.71	0.44
1:B:212:TRP:CZ3	1:B:264:PHE:HD2	2.33	0.44
1:C:274:VAL:C	1:C:276:HIS:N	2.71	0.44
1:D:210:ILE:O	1:D:213:THR:HB	2.17	0.44
1:E:22:TYR:CD1	1:E:149:GLY:HA2	2.53	0.44
1:E:137:ARG:HD3	1:E:137:ARG:HA	1.77	0.44
1:E:232:ILE:HG22	1:E:233:ALA:N	2.32	0.44
1:B:147:LYS:O	1:B:147:LYS:CG	2.66	0.44
1:C:62:VAL:HG13	1:C:93:VAL:O	2.18	0.44
1:C:218:THR:HG22	1:C:279:LYS:HE2	2.00	0.43
1:A:53:PHE:CE1	1:A:95:PRO:HA	2.53	0.43
1:A:287:ALA:C	1:A:289:SER:N	2.72	0.43
1:B:53:PHE:CE2	1:B:63:LYS:HB3	2.53	0.43
1:D:27:TYR:HB3	1:E:110:LEU:HD11	2.00	0.43
1:D:276:HIS:C	1:D:278:LEU:N	2.71	0.43
1:E:271:GLU:O	1:E:274:VAL:N	2.51	0.43
1:A:175:LEU:O	1:A:176:GLU:HB2	2.17	0.43
1:B:68:GLU:N	1:B:68:GLU:CD	2.70	0.43
1:B:137:ARG:HA	1:B:137:ARG:HD3	1.78	0.43
1:C:37:LYS:HG2	1:C:108:ARG:HB3	1.99	0.43
1:C:65:TYR:CD1	1:C:70:ILE:HD11	2.52	0.43
1:C:149:GLY:O	1:C:164:PHE:HD1	2.01	0.43
1:D:253:TYR:CA	1:D:313:PHE:CE2	3.00	0.43
1:E:47:LYS:HD2	1:E:49:ARG:HH21	1.82	0.43
1:E:226:LEU:HA	1:E:226:LEU:HD22	1.67	0.43
1:A:52:ALA:HA	1:A:95:PRO:O	2.18	0.43
1:A:309:LEU:HD12	1:A:309:LEU:HA	1.79	0.43

Continued on next page...

Continued from previous page...

Atom-1	Atom-2	Interatomic distance (Å)	Clash overlap (Å)
1:B:61:ARG:HG2	1:B:62:VAL:HG23	2.01	0.43
1:C:271:GLU:O	1:C:274:VAL:N	2.51	0.43
1:D:13:GLU:CB	1:D:14:PRO:CD	2.87	0.43
1:D:314:PHE:N	1:D:314:PHE:HD1	2.16	0.43
1:A:22:TYR:CD1	1:A:149:GLY:HA2	2.53	0.43
1:B:241:VAL:C	1:B:243:THR:N	2.71	0.43
1:D:212:TRP:HB2	1:D:215:PHE:CD1	2.53	0.43
1:D:216:TRP:CH2	1:D:295:ARG:HB3	2.53	0.43
1:E:137:ARG:HD2	1:E:179:LEU:HG	1.99	0.43
1:E:194:PHE:C	1:E:196:TYR:N	2.70	0.43
1:E:199:ASN:O	1:E:200:ILE:HD13	2.19	0.43
1:E:216:TRP:CH2	1:E:295:ARG:HB3	2.54	0.43
1:E:223:ASN:O	1:E:227:VAL:HG23	2.19	0.43
1:E:287:ALA:C	1:E:289:SER:N	2.71	0.43
1:A:298:PHE:CB	1:A:299:PRO:HD3	2.49	0.43
1:B:118:TYR:HB3	1:B:119:PRO:HD3	2.00	0.43
1:C:212:TRP:CZ3	1:C:264:PHE:HD2	2.35	0.43
1:C:53:PHE:CE2	1:C:63:LYS:HB3	2.54	0.43
1:C:194:PHE:C	1:C:196:TYR:N	2.70	0.43
1:C:199:ASN:O	1:C:200:ILE:HD13	2.19	0.43
1:C:305:ALA:O	1:C:309:LEU:HB2	2.17	0.43
1:D:30:ASP:HB3	1:D:33:ALA:HB3	2.00	0.43
1:D:132:ARG:HA	1:D:180:GLU:HG2	2.01	0.43
1:D:274:VAL:HG12	1:D:275:GLN:N	2.33	0.43
1:E:128:TYR:O	1:E:183:LEU:O	2.37	0.43
1:A:37:LYS:HG2	1:A:108:ARG:HB3	2.01	0.43
1:B:22:TYR:CD1	1:B:149:GLY:HA2	2.54	0.43
1:B:149:GLY:O	1:B:150:LYS:CB	2.57	0.43
1:C:52:ALA:HA	1:C:95:PRO:O	2.18	0.43
1:D:40:ALA:HB3	1:D:105:PHE:CE1	2.53	0.43
1:D:49:ARG:O	1:D:51:LEU:N	2.51	0.43
1:D:218:THR:HG22	1:D:279:LYS:HE2	2.01	0.43
1:E:9:PRO:HB3	1:E:48:ASP:OD1	2.18	0.43
1:E:53:PHE:CE1	1:E:95:PRO:HA	2.54	0.43
1:E:257:ILE:O	1:E:261:ILE:CG1	2.67	0.43
1:A:111:SER:HA	1:A:112:PRO:HD2	1.78	0.43
1:A:115:PHE:O	1:A:252:THR:HG22	2.19	0.43
1:B:193:TYR:CD2	1:B:193:TYR:C	2.92	0.43
1:C:53:PHE:CE1	1:C:95:PRO:HA	2.54	0.43
1:C:94:SER:OG	1:C:95:PRO:HD2	2.19	0.43
1:E:61:ARG:HG2	1:E:62:VAL:HG23	2.01	0.43

Continued on next page...

Continued from previous page...

Atom-1	Atom-2	Interatomic distance (Å)	Clash overlap (Å)
1:E:298:PHE:CB	1:E:299:PRO:HD3	2.49	0.43
1:A:62:VAL:HG13	1:A:93:VAL:O	2.18	0.42
1:A:140:VAL:CG2	1:A:183:LEU:HG	2.49	0.42
1:B:30:ASP:HB3	1:B:33:ALA:HB3	2.00	0.42
1:C:151:ASN:ND2	1:C:152:ASP:N	2.57	0.42
1:D:128:TYR:O	1:D:183:LEU:O	2.37	0.42
1:D:191:ARG:HG3	1:D:192:GLN:N	2.33	0.42
1:B:191:ARG:HG3	1:B:192:GLN:N	2.34	0.42
1:B:287:ALA:C	1:B:289:SER:N	2.73	0.42
1:C:257:ILE:O	1:C:261:ILE:CG1	2.67	0.42
1:D:199:ASN:O	1:D:200:ILE:HD13	2.19	0.42
1:D:202:LEU:HD22	1:D:202:LEU:HA	1.94	0.42
1:D:257:ILE:O	1:D:261:ILE:CG1	2.67	0.42
1:E:42:LEU:HB3	1:E:103:GLU:CG	2.48	0.42
1:A:276:HIS:C	1:A:278:LEU:N	2.72	0.42
1:B:52:ALA:HA	1:B:95:PRO:O	2.19	0.42
1:B:218:THR:HG22	1:B:279:LYS:HE2	2.01	0.42
1:C:27:TYR:HB3	1:D:110:LEU:HD11	2.01	0.42
1:C:232:ILE:HG22	1:C:233:ALA:N	2.34	0.42
1:E:42:LEU:O	1:E:102:LEU:HD12	2.19	0.42
1:E:115:PHE:O	1:E:252:THR:HG22	2.19	0.42
1:E:191:ARG:HG3	1:E:192:GLN:N	2.34	0.42
1:A:128:TYR:O	1:A:183:LEU:O	2.37	0.42
1:B:27:TYR:HB3	1:C:110:LEU:HD11	2.02	0.42
1:C:79:ASN:HD22	1:C:79:ASN:N	2.05	0.42
1:D:196:TYR:N	1:D:196:TYR:CD1	2.85	0.42
1:A:53:PHE:CE2	1:A:63:LYS:HB3	2.54	0.42
1:A:226:LEU:HD23	1:B:224:VAL:HB	2.01	0.42
1:C:65:TYR:CD2	1:C:70:ILE:HD11	2.54	0.42
1:C:193:TYR:CD2	1:C:193:TYR:C	2.92	0.42
1:C:223:ASN:HB3	1:C:272:VAL:HG11	2.00	0.42
1:C:298:PHE:CB	1:C:299:PRO:HD3	2.48	0.42
1:D:232:ILE:HG22	1:D:233:ALA:N	2.35	0.42
1:E:193:TYR:CD2	1:E:193:TYR:C	2.92	0.42
1:E:260:MET:HE3	1:E:309:LEU:HD22	2.00	0.42
1:B:21:ILE:O	1:B:149:GLY:HA3	2.19	0.42
1:D:42:LEU:O	1:D:102:LEU:HD12	2.19	0.42
1:D:47:LYS:HD2	1:D:49:ARG:HH21	1.85	0.42
1:D:137:ARG:HD2	1:D:179:LEU:HG	2.02	0.42
1:D:271:GLU:O	1:D:274:VAL:N	2.52	0.42
1:E:52:ALA:HA	1:E:95:PRO:O	2.20	0.42

Continued on next page...

Continued from previous page...

Atom-1	Atom-2	Interatomic distance (Å)	Clash overlap (Å)
1:E:65:TYR:CD2	1:E:70:ILE:HD11	2.54	0.42
1:C:25:GLU:OE1	1:C:25:GLU:HA	2.20	0.42
1:E:81:GLU:HG3	1:E:108:ARG:HG3	2.00	0.42
1:E:175:LEU:O	1:E:176:GLU:HB2	2.20	0.42
1:A:194:PHE:C	1:A:196:TYR:N	2.71	0.42
1:B:283:GLN:N	1:B:284:PRO:CD	2.83	0.42
1:D:21:ILE:O	1:D:149:GLY:HA3	2.19	0.42
1:D:70:ILE:HG22	1:D:71:TRP:N	2.34	0.42
1:D:298:PHE:CB	1:D:299:PRO:HD3	2.48	0.42
1:A:210:ILE:O	1:A:213:THR:HB	2.19	0.42
1:B:195:SER:O	1:B:199:ASN:HB2	2.20	0.42
1:C:47:LYS:HD2	1:C:49:ARG:HH21	1.85	0.42
1:D:212:TRP:CZ3	1:D:264:PHE:HD2	2.34	0.42
1:B:77:PHE:H	1:B:84:ARG:CD	2.29	0.42
1:B:223:ASN:HB3	1:B:272:VAL:HG11	2.00	0.42
1:B:276:HIS:C	1:B:278:LEU:N	2.71	0.42
1:C:210:ILE:O	1:C:213:THR:HB	2.20	0.42
1:C:226:LEU:HD23	1:D:224:VAL:HB	2.01	0.42
1:A:22:TYR:CA	1:A:149:GLY:HA2	2.34	0.41
1:A:47:LYS:HD2	1:A:49:ARG:HH21	1.84	0.41
1:B:37:LYS:HE3	1:B:108:ARG:HD2	2.02	0.41
1:B:275:GLN:O	1:B:275:GLN:CG	2.67	0.41
1:C:141:LEU:HD23	1:C:142:ALA:N	2.26	0.41
1:C:283:GLN:N	1:C:284:PRO:CD	2.82	0.41
1:E:314:PHE:N	1:E:314:PHE:HD1	2.17	0.41
1:A:202:LEU:HD22	1:A:202:LEU:HA	1.87	0.41
1:A:205:LEU:O	1:A:206:PHE:C	2.58	0.41
1:A:224:VAL:HB	1:E:226:LEU:HD23	2.02	0.41
1:A:242:GLU:HG2	1:A:242:GLU:O	2.20	0.41
1:A:77:PHE:H	1:A:84:ARG:CD	2.29	0.41
1:A:270:ILE:HD13	1:A:270:ILE:HA	1.67	0.41
1:D:195:SER:O	1:D:199:ASN:HB2	2.20	0.41
1:B:128:TYR:O	1:B:183:LEU:O	2.38	0.41
1:B:298:PHE:CB	1:B:299:PRO:HD3	2.50	0.41
1:D:50:ARG:O	1:D:50:ARG:HG2	2.20	0.41
1:D:149:GLY:O	1:D:164:PHE:HD1	2.02	0.41
1:E:68:GLU:CD	1:E:68:GLU:N	2.73	0.41
1:A:149:GLY:O	1:A:164:PHE:HD1	2.03	0.41
1:A:212:TRP:HB2	1:A:215:PHE:CD1	2.56	0.41
1:D:52:ALA:HB1	1:D:95:PRO:O	2.21	0.41
1:D:68:GLU:CD	1:D:68:GLU:H	2.23	0.41

Continued on next page...

Continued from previous page...

Atom-1	Atom-2	Interatomic distance (Å)	Clash overlap (Å)
1:D:283:GLN:N	1:D:284:PRO:CD	2.83	0.41
1:D:287:ALA:C	1:D:289:SER:N	2.73	0.41
1:E:54:ASP:HA	1:E:55:PRO:HD2	1.89	0.41
1:E:253:TYR:HB2	1:E:313:PHE:HD2	1.86	0.41
1:B:149:GLY:O	1:B:164:PHE:HD1	2.03	0.41
1:C:137:ARG:HA	1:C:137:ARG:HD3	1.74	0.41
1:C:270:ILE:HD13	1:C:270:ILE:HA	1.70	0.41
1:D:25:GLU:OE1	1:D:25:GLU:HA	2.21	0.41
1:D:84:ARG:NH1	1:D:84:ARG:CB	2.66	0.41
1:A:21:ILE:O	1:A:149:GLY:HA3	2.20	0.41
1:A:195:SER:O	1:A:199:ASN:HB2	2.20	0.41
1:B:132:ARG:HA	1:B:180:GLU:HG2	2.02	0.41
1:D:197:ILE:HB	1:D:198:PRO:CD	2.40	0.41
1:A:84:ARG:NH1	1:A:84:ARG:CB	2.66	0.41
1:A:226:LEU:HA	1:A:226:LEU:HD22	1.73	0.41
1:B:111:SER:HA	1:B:112:PRO:HD2	1.80	0.41
1:B:216:TRP:CH2	1:B:295:ARG:HB3	2.55	0.41
1:C:77:PHE:H	1:C:84:ARG:CD	2.30	0.41
1:C:195:SER:O	1:C:199:ASN:HB2	2.21	0.41
1:C:196:TYR:N	1:C:196:TYR:HD1	2.18	0.41
1:A:15:LEU:HD12	1:A:16:THR:N	2.36	0.41
1:A:253:TYR:CA	1:A:313:PHE:CE2	3.01	0.41
1:A:260:MET:HE3	1:A:309:LEU:HD22	2.03	0.41
1:A:314:PHE:N	1:A:314:PHE:HD1	2.19	0.41
1:B:54:ASP:HA	1:B:55:PRO:HD2	1.88	0.41
1:B:175:LEU:O	1:B:176:GLU:HB2	2.20	0.41
1:B:223:ASN:O	1:B:227:VAL:HG23	2.20	0.41
1:D:53:PHE:CE2	1:D:63:LYS:HB3	2.55	0.41
1:D:77:PHE:H	1:D:84:ARG:CD	2.27	0.41
1:D:309:LEU:HA	1:D:309:LEU:HD12	1.75	0.41
1:E:196:TYR:N	1:E:196:TYR:HD1	2.19	0.41
1:B:196:TYR:N	1:B:196:TYR:HD1	2.18	0.41
1:B:226:LEU:HD23	1:C:224:VAL:HB	2.03	0.41
1:E:30:ASP:HB3	1:E:33:ALA:HB3	2.02	0.41
1:A:223:ASN:O	1:A:227:VAL:HG23	2.21	0.40
1:B:25:GLU:OE1	1:B:25:GLU:HA	2.22	0.40
1:B:40:ALA:HB3	1:B:105:PHE:CE1	2.56	0.40
1:B:212:TRP:HB2	1:B:215:PHE:CD1	2.56	0.40
1:D:37:LYS:HG2	1:D:108:ARG:HB3	2.02	0.40
1:A:212:TRP:HB2	1:A:215:PHE:CE1	2.56	0.40
1:C:15:LEU:HD12	1:C:16:THR:N	2.36	0.40

Continued on next page...

Continued from previous page...

Atom-1	Atom-2	Interatomic distance (Å)	Clash overlap (Å)
1:C:276:HIS:C	1:C:278:LEU:N	2.71	0.40
1:D:115:PHE:O	1:D:252:THR:HG22	2.22	0.40
1:A:283:GLN:N	1:A:284:PRO:CD	2.83	0.40
1:C:116:ARG:HG3	1:C:250:TYR:CD2	2.57	0.40
1:E:15:LEU:HD12	1:E:16:THR:N	2.37	0.40
1:E:76:ARG:HH12	1:E:130:ILE:HD11	1.86	0.40
1:E:282:SER:C	1:E:284:PRO:CD	2.86	0.40
1:B:162:GLU:HB2	1:B:188:ARG:O	2.21	0.40
1:C:42:LEU:O	1:C:102:LEU:HD12	2.22	0.40
1:C:223:ASN:O	1:C:227:VAL:HG23	2.21	0.40
1:C:253:TYR:CA	1:C:313:PHE:CE2	3.01	0.40
1:C:275:GLN:O	1:C:275:GLN:CG	2.67	0.40
1:C:253:TYR:HB2	1:C:313:PHE:HD2	1.86	0.40
1:E:253:TYR:CA	1:E:313:PHE:CE2	3.01	0.40
1:E:283:GLN:N	1:E:284:PRO:CD	2.82	0.40

There are no symmetry-related clashes.

5.3 Torsion angles [i](#)

5.3.1 Protein backbone [i](#)

In the following table, the Percentiles column shows the percent Ramachandran outliers of the chain as a percentile score with respect to all X-ray entries followed by that with respect to entries of similar resolution.

The Analysed column shows the number of residues for which the backbone conformation was analysed, and the total number of residues.

Mol	Chain	Analysed	Favoured	Allowed	Outliers	Percentiles	
1	A	308/317 (97%)	239 (78%)	52 (17%)	17 (6%)	2	11
1	B	308/317 (97%)	243 (79%)	49 (16%)	16 (5%)	2	12
1	C	308/317 (97%)	242 (79%)	48 (16%)	18 (6%)	1	10
1	D	308/317 (97%)	244 (79%)	47 (15%)	17 (6%)	2	11
1	E	308/317 (97%)	243 (79%)	48 (16%)	17 (6%)	2	11
All	All	1540/1585 (97%)	1211 (79%)	244 (16%)	85 (6%)	2	11

All (85) Ramachandran outliers are listed below:

Mol	Chain	Res	Type
1	A	50	ARG
1	A	118	TYR
1	A	148	VAL
1	A	150	LYS
1	A	194	PHE
1	A	275	GLN
1	B	50	ARG
1	B	118	TYR
1	B	148	VAL
1	B	150	LYS
1	B	194	PHE
1	B	275	GLN
1	C	50	ARG
1	C	118	TYR
1	C	148	VAL
1	C	150	LYS
1	C	194	PHE
1	C	275	GLN
1	D	50	ARG
1	D	118	TYR
1	D	148	VAL
1	D	150	LYS
1	D	194	PHE
1	D	275	GLN
1	E	50	ARG
1	E	118	TYR
1	E	148	VAL
1	E	150	LYS
1	E	194	PHE
1	E	275	GLN
1	A	69	ALA
1	A	287	ALA
1	B	69	ALA
1	B	287	ALA
1	C	69	ALA
1	C	287	ALA
1	D	69	ALA
1	D	287	ALA
1	E	69	ALA
1	E	287	ALA
1	A	84	ARG
1	A	240	LEU
1	A	288	ALA

Continued on next page...

Continued from previous page...

Mol	Chain	Res	Type
1	A	295	ARG
1	B	84	ARG
1	C	84	ARG
1	D	84	ARG
1	E	84	ARG
1	E	288	ALA
1	B	226	LEU
1	B	282	SER
1	B	288	ALA
1	C	149	GLY
1	C	282	SER
1	C	288	ALA
1	D	282	SER
1	D	288	ALA
1	E	282	SER
1	E	295	ARG
1	A	34	GLU
1	A	278	LEU
1	B	149	GLY
1	B	278	LEU
1	C	226	LEU
1	C	271	GLU
1	C	278	LEU
1	C	295	ARG
1	D	226	LEU
1	D	278	LEU
1	E	34	GLU
1	E	149	GLY
1	E	278	LEU
1	A	149	GLY
1	A	282	SER
1	B	129	LEU
1	C	34	GLU
1	D	149	GLY
1	D	295	ARG
1	E	291	THR
1	B	290	ILE
1	D	55	PRO
1	D	290	ILE
1	E	290	ILE
1	C	290	ILE
1	A	290	ILE

5.3.2 Protein sidechains [i](#)

In the following table, the Percentiles column shows the percent sidechain outliers of the chain as a percentile score with respect to all X-ray entries followed by that with respect to entries of similar resolution.

The Analysed column shows the number of residues for which the sidechain conformation was analysed, and the total number of residues.

Mol	Chain	Analysed	Rotameric	Outliers	Percentiles	
1	A	278/284 (98%)	241 (87%)	37 (13%)	4	16
1	B	278/284 (98%)	238 (86%)	40 (14%)	3	14
1	C	278/284 (98%)	240 (86%)	38 (14%)	3	16
1	D	278/284 (98%)	238 (86%)	40 (14%)	3	14
1	E	278/284 (98%)	239 (86%)	39 (14%)	3	15
All	All	1390/1420 (98%)	1196 (86%)	194 (14%)	3	15

All (194) residues with a non-rotameric sidechain are listed below:

Mol	Chain	Res	Type
1	A	16	THR
1	A	53	PHE
1	A	57	ARG
1	A	64	THR
1	A	68	GLU
1	A	72	ILE
1	A	79	ASN
1	A	84	ARG
1	A	91	ILE
1	A	98	THR
1	A	110	LEU
1	A	124	THR
1	A	130	ILE
1	A	134	VAL
1	A	141	LEU
1	A	148	VAL
1	A	151	ASN
1	A	154	VAL
1	A	155	PHE
1	A	162	GLU
1	A	177	ASP
1	A	179	LEU
1	A	202	LEU

Continued on next page...

Continued from previous page...

Mol	Chain	Res	Type
1	A	211	SER
1	A	212	TRP
1	A	213	THR
1	A	221	GLU
1	A	226	LEU
1	A	243	THR
1	A	254	THR
1	A	257	ILE
1	A	263	LEU
1	A	270	ILE
1	A	271	GLU
1	A	272	VAL
1	A	292	ARG
1	A	314	PHE
1	B	16	THR
1	B	53	PHE
1	B	57	ARG
1	B	64	THR
1	B	68	GLU
1	B	72	ILE
1	B	79	ASN
1	B	84	ARG
1	B	91	ILE
1	B	98	THR
1	B	100	GLN
1	B	110	LEU
1	B	124	THR
1	B	130	ILE
1	B	134	VAL
1	B	141	LEU
1	B	148	VAL
1	B	151	ASN
1	B	154	VAL
1	B	155	PHE
1	B	162	GLU
1	B	177	ASP
1	B	179	LEU
1	B	202	LEU
1	B	211	SER
1	B	212	TRP
1	B	213	THR
1	B	221	GLU

Continued on next page...

Continued from previous page...

Mol	Chain	Res	Type
1	B	226	LEU
1	B	228	VAL
1	B	243	THR
1	B	254	THR
1	B	257	ILE
1	B	263	LEU
1	B	269	VAL
1	B	270	ILE
1	B	271	GLU
1	B	272	VAL
1	B	292	ARG
1	B	314	PHE
1	C	16	THR
1	C	53	PHE
1	C	57	ARG
1	C	64	THR
1	C	68	GLU
1	C	72	ILE
1	C	79	ASN
1	C	84	ARG
1	C	91	ILE
1	C	98	THR
1	C	110	LEU
1	C	124	THR
1	C	130	ILE
1	C	134	VAL
1	C	141	LEU
1	C	148	VAL
1	C	151	ASN
1	C	154	VAL
1	C	155	PHE
1	C	162	GLU
1	C	177	ASP
1	C	179	LEU
1	C	202	LEU
1	C	211	SER
1	C	212	TRP
1	C	213	THR
1	C	221	GLU
1	C	226	LEU
1	C	228	VAL
1	C	243	THR

Continued on next page...

Continued from previous page...

Mol	Chain	Res	Type
1	C	254	THR
1	C	257	ILE
1	C	263	LEU
1	C	270	ILE
1	C	271	GLU
1	C	272	VAL
1	C	292	ARG
1	C	314	PHE
1	D	16	THR
1	D	53	PHE
1	D	57	ARG
1	D	64	THR
1	D	68	GLU
1	D	72	ILE
1	D	79	ASN
1	D	84	ARG
1	D	91	ILE
1	D	98	THR
1	D	100	GLN
1	D	110	LEU
1	D	124	THR
1	D	130	ILE
1	D	134	VAL
1	D	141	LEU
1	D	148	VAL
1	D	151	ASN
1	D	154	VAL
1	D	155	PHE
1	D	162	GLU
1	D	177	ASP
1	D	179	LEU
1	D	202	LEU
1	D	211	SER
1	D	212	TRP
1	D	213	THR
1	D	221	GLU
1	D	226	LEU
1	D	232	ILE
1	D	243	THR
1	D	254	THR
1	D	257	ILE
1	D	258	ILE

Continued on next page...

Continued from previous page...

Mol	Chain	Res	Type
1	D	263	LEU
1	D	270	ILE
1	D	271	GLU
1	D	272	VAL
1	D	292	ARG
1	D	314	PHE
1	E	16	THR
1	E	53	PHE
1	E	57	ARG
1	E	64	THR
1	E	68	GLU
1	E	72	ILE
1	E	79	ASN
1	E	84	ARG
1	E	89	VAL
1	E	91	ILE
1	E	98	THR
1	E	124	THR
1	E	130	ILE
1	E	134	VAL
1	E	140	VAL
1	E	141	LEU
1	E	148	VAL
1	E	151	ASN
1	E	154	VAL
1	E	155	PHE
1	E	162	GLU
1	E	177	ASP
1	E	179	LEU
1	E	202	LEU
1	E	211	SER
1	E	212	TRP
1	E	213	THR
1	E	221	GLU
1	E	226	LEU
1	E	243	THR
1	E	254	THR
1	E	257	ILE
1	E	258	ILE
1	E	263	LEU
1	E	270	ILE
1	E	271	GLU

Continued on next page...

Continued from previous page...

Mol	Chain	Res	Type
1	E	272	VAL
1	E	292	ARG
1	E	314	PHE

Sometimes sidechains can be flipped to improve hydrogen bonding and reduce clashes. All (23) such sidechains are listed below:

Mol	Chain	Res	Type
1	A	79	ASN
1	A	100	GLN
1	A	123	GLN
1	A	151	ASN
1	A	283	GLN
1	B	79	ASN
1	B	100	GLN
1	B	123	GLN
1	B	151	ASN
1	B	283	GLN
1	C	79	ASN
1	C	100	GLN
1	C	151	ASN
1	C	283	GLN
1	D	79	ASN
1	D	100	GLN
1	D	151	ASN
1	D	283	GLN
1	E	79	ASN
1	E	100	GLN
1	E	123	GLN
1	E	151	ASN
1	E	283	GLN

5.3.3 RNA [i](#)

There are no RNA molecules in this entry.

5.4 Non-standard residues in protein, DNA, RNA chains [i](#)

There are no non-standard protein/DNA/RNA residues in this entry.

5.5 Carbohydrates [i](#)

There are no monosaccharides in this entry.

5.6 Ligand geometry [i](#)

There are no ligands in this entry.

5.7 Other polymers [i](#)

There are no such residues in this entry.

5.8 Polymer linkage issues [i](#)

There are no chain breaks in this entry.

6 Fit of model and data

6.1 Protein, DNA and RNA chains

In the following table, the column labelled ‘#RSRZ > 2’ contains the number (and percentage) of RSRZ outliers, followed by percent RSRZ outliers for the chain as percentile scores relative to all X-ray entries and entries of similar resolution. The OWAB column contains the minimum, median, 95th percentile and maximum values of the occupancy-weighted average B-factor per residue. The column labelled ‘Q < 0.9’ lists the number of (and percentage) of residues with an average occupancy less than 0.9.

Mol	Chain	Analysed	<RSRZ>	#RSRZ>2	OWAB(Å ²)	Q<0.9
1	A	310/317 (97%)	-0.37	4 (1%) 77 59	56, 83, 126, 163	0
1	B	310/317 (97%)	-0.44	7 (2%) 60 39	57, 83, 125, 163	0
1	C	310/317 (97%)	-0.41	7 (2%) 60 39	58, 82, 126, 164	0
1	D	310/317 (97%)	-0.43	6 (1%) 66 46	57, 83, 124, 163	0
1	E	310/317 (97%)	-0.38	5 (1%) 72 51	57, 82, 125, 164	0
All	All	1550/1585 (97%)	-0.41	29 (1%) 66 46	56, 83, 126, 164	0

All (29) RSRZ outliers are listed below:

Mol	Chain	Res	Type	RSRZ
1	C	316	PHE	4.3
1	D	55	PRO	4.3
1	E	59	GLY	4.0
1	E	58	SER	3.8
1	E	316	PHE	3.7
1	A	316	PHE	3.6
1	B	316	PHE	3.5
1	D	56	VAL	3.5
1	B	57	ARG	3.2
1	E	60	VAL	3.2
1	D	316	PHE	3.1
1	C	58	SER	3.1
1	B	58	SER	2.9
1	A	58	SER	2.9
1	E	57	ARG	2.8
1	A	59	GLY	2.8
1	B	59	GLY	2.8
1	D	57	ARG	2.7
1	D	177	ASP	2.6
1	B	315	GLY	2.6

Continued on next page...

Continued from previous page...

Mol	Chain	Res	Type	RSRZ
1	C	59	GLY	2.6
1	C	56	VAL	2.5
1	B	54	ASP	2.5
1	A	315	GLY	2.4
1	B	53	PHE	2.3
1	C	54	ASP	2.3
1	C	57	ARG	2.1
1	C	282	SER	2.1
1	D	315	GLY	2.0

6.2 Non-standard residues in protein, DNA, RNA chains [i](#)

There are no non-standard protein/DNA/RNA residues in this entry.

6.3 Carbohydrates [i](#)

There are no monosaccharides in this entry.

6.4 Ligands [i](#)

There are no ligands in this entry.

6.5 Other polymers [i](#)

There are no such residues in this entry.