



Full wwPDB EM Validation Report ⓘ

Aug 28, 2023 – 02:00 PM EDT

PDB ID : 8EFR
EMDB ID : EMD-28063
Title : CryoEM of the soluble OPA1 interfaces with GDP-AlFx bound from the helical assembly on a lipid membrane
Authors : Nyenhuis, S.B.; Wu, X.; Stanton, A.E.; Strub, M.P.; Yim, Y.I.; Canagarajah, B.; Hinshaw, J.E.
Deposited on : 2022-09-09
Resolution : 5.48 Å(reported)

This is a Full wwPDB EM Validation Report for a publicly released PDB entry.

We welcome your comments at validation@mail.wwpdb.org

A user guide is available at

<https://www.wwpdb.org/validation/2017/EMValidationReportHelp>

with specific help available everywhere you see the ⓘ symbol.

The types of validation reports are described at

<http://www.wwpdb.org/validation/2017/FAQs#types>.

The following versions of software and data (see [references ⓘ](#)) were used in the production of this report:

EMDB validation analysis : 0.0.1.dev50
Mogul : 1.8.5 (274361), CSD as541be (2020)
MolProbity : 4.02b-467
buster-report : 1.1.7 (2018)
Percentile statistics : 20191225.v01 (using entries in the PDB archive December 25th 2019)
MapQ : 1.9.9
Ideal geometry (proteins) : Engh & Huber (2001)
Ideal geometry (DNA, RNA) : Parkinson et al. (1996)
Validation Pipeline (wwPDB-VP) : 2.35

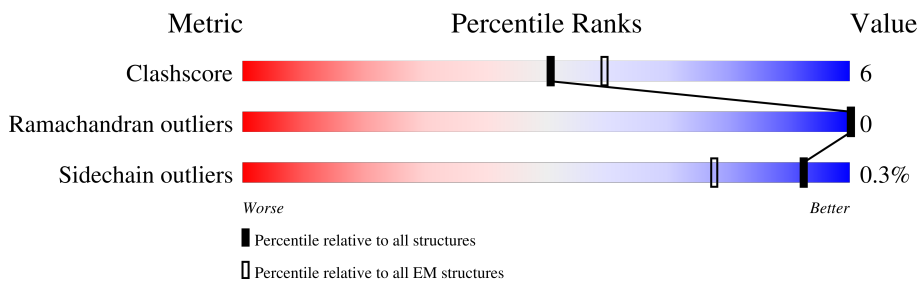
1 Overall quality at a glance

The following experimental techniques were used to determine the structure:

ELECTRON MICROSCOPY

The reported resolution of this entry is 5.48 Å.

Percentile scores (ranging between 0-100) for global validation metrics of the entry are shown in the following graphic. The table shows the number of entries on which the scores are based.



Metric	Whole archive (#Entries)	EM structures (#Entries)
Clashscore	158937	4297
Ramachandran outliers	154571	4023
Sidechain outliers	154315	3826

The table below summarises the geometric issues observed across the polymeric chains and their fit to the map. The red, orange, yellow and green segments of the bar indicate the fraction of residues that contain outliers for ≥ 3 , 2, 1 and 0 types of geometric quality criteria respectively. A grey segment represents the fraction of residues that are not modelled. The numeric value for each fraction is indicated below the corresponding segment, with a dot representing fractions $\leq 5\%$. The upper red bar (where present) indicates the fraction of residues that have poor fit to the EM map (all-atom inclusion $< 40\%$). The numeric value is given above the bar.

Mol	Chain	Length	Quality of chain
1	A	766	
1	B	766	
1	C	766	
1	D	766	
1	E	766	
1	F	766	
1	G	766	
1	H	766	

Continued on next page...

Continued from previous page...

Mol	Chain	Length	Quality of chain
1	I	766	<p>10% 89% 11%</p>
1	J	766	<p>11% 89% 11%</p>
1	K	766	<p>10% 84% 15%</p>
1	L	766	<p>17% 85% 15%</p>
1	M	766	<p>53% 86% 14%</p>
1	N	766	<p>10% 85% 15%</p>
1	O	766	<p>11% 87% 13%</p>
1	P	766	<p>11% 84% 16%</p>
1	Q	766	<p>14% 86% 14%</p>
1	R	766	<p>10% 85% 15%</p>

2 Entry composition [i](#)

There are 5 unique types of molecules in this entry. The entry contains 226454 atoms, of which 113018 are hydrogens and 0 are deuteriums.

In the tables below, the AltConf column contains the number of residues with at least one atom in alternate conformation and the Trace column contains the number of residues modelled with at most 2 atoms.

- Molecule 1 is a protein called Dynamin-like 120 kDa protein, form S1.

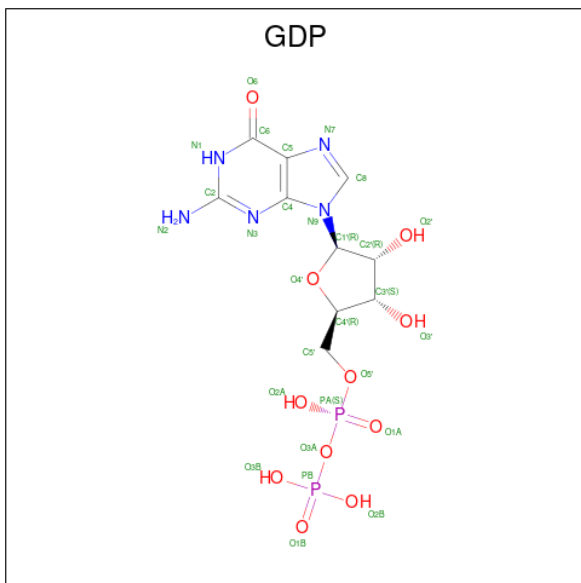
Mol	Chain	Residues	Atoms						AltConf	Trace
			Total	C	H	N	O	S		
1	A	766	12537	3933	6270	1109	1199	26	0	0
1	B	766	12534	3933	6267	1109	1199	26	0	0
1	C	766	12535	3933	6268	1109	1199	26	0	0
1	K	766	12535	3933	6268	1109	1199	26	0	0
1	D	766	12536	3933	6269	1109	1199	26	0	0
1	L	766	12535	3933	6268	1109	1199	26	0	0
1	E	766	12534	3933	6267	1109	1199	26	0	0
1	M	766	12535	3933	6268	1109	1199	26	0	0
1	F	766	12537	3933	6270	1109	1199	26	0	0
1	N	766	12535	3933	6268	1109	1199	26	0	0
1	G	766	12537	3933	6270	1109	1199	26	0	0
1	O	766	12536	3933	6269	1109	1199	26	0	0
1	H	766	12537	3933	6270	1109	1199	26	0	0
1	P	766	12535	3933	6268	1109	1199	26	0	0
1	I	766	12537	3933	6270	1109	1199	26	0	0
1	Q	766	12536	3933	6269	1109	1199	26	0	0
1	J	766	12537	3933	6270	1109	1199	26	0	0

Continued on next page...

Continued from previous page...

Mol	Chain	Residues	Atoms					AltConf	Trace	
			Total	C	H	N	O			S
1	R	766	12536	3933	6269	1109	1199	26	0	0

- Molecule 2 is GUANOSINE-5'-DIPHOSPHATE (three-letter code: GDP) (formula: $C_{10}H_{15}N_5O_{11}P_2$) (labeled as "Ligand of Interest" by depositor).



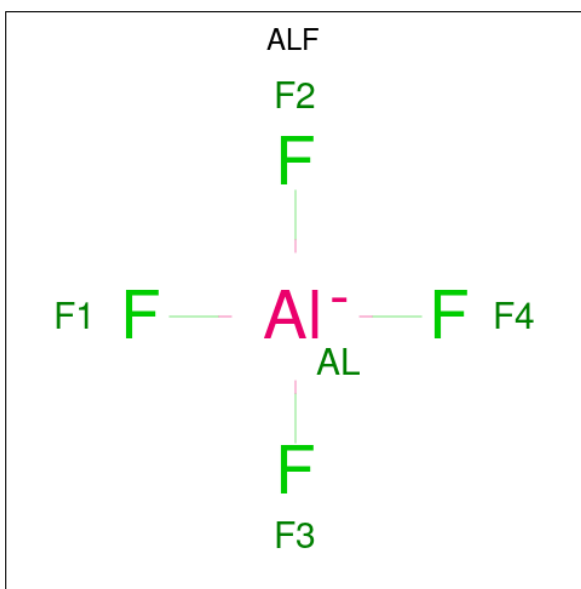
Mol	Chain	Residues	Atoms					AltConf	
			Total	C	H	N	O		P
2	A	1	Total	C	H	N	O	P	0
			38	10	10	5	11	2	
2	B	1	Total	C	H	N	O	P	0
			38	10	10	5	11	2	
2	C	1	Total	C	H	N	O	P	0
			38	10	10	5	11	2	
2	K	1	Total	C	H	N	O	P	0
			38	10	10	5	11	2	
2	D	1	Total	C	H	N	O	P	0
			38	10	10	5	11	2	
2	L	1	Total	C	H	N	O	P	0
			38	10	10	5	11	2	
2	E	1	Total	C	H	N	O	P	0
			38	10	10	5	11	2	
2	M	1	Total	C	H	N	O	P	0
			38	10	10	5	11	2	
2	F	1	Total	C	H	N	O	P	0
			38	10	10	5	11	2	
2	N	1	Total	C	H	N	O	P	0
			38	10	10	5	11	2	

Continued on next page...

Continued from previous page...

Mol	Chain	Residues	Atoms					AltConf	
			Total	C	H	N	O		P
2	G	1	Total 38	C 10	H 10	N 5	O 11	P 2	0
2	O	1	Total 38	C 10	H 10	N 5	O 11	P 2	0
2	H	1	Total 38	C 10	H 10	N 5	O 11	P 2	0
2	P	1	Total 38	C 10	H 10	N 5	O 11	P 2	0
2	I	1	Total 38	C 10	H 10	N 5	O 11	P 2	0
2	Q	1	Total 38	C 10	H 10	N 5	O 11	P 2	0
2	J	1	Total 38	C 10	H 10	N 5	O 11	P 2	0
2	R	1	Total 38	C 10	H 10	N 5	O 11	P 2	0

- Molecule 3 is TETRAFLUOROALUMINATE ION (three-letter code: ALF) (formula: AlF_4) (labeled as "Ligand of Interest" by depositor).



Mol	Chain	Residues	Atoms		AltConf	
			Total	F		
3	A	1	Total 5	Al 1	F 4	0
3	B	1	Total 5	Al 1	F 4	0
3	C	1	Total 5	Al 1	F 4	0

Continued on next page...

Continued from previous page...

Mol	Chain	Residues	Atoms			AltConf
			Total	Al	F	
3	K	1	5	1	4	0
3	D	1	5	1	4	0
3	L	1	5	1	4	0
3	E	1	5	1	4	0
3	M	1	5	1	4	0
3	F	1	5	1	4	0
3	N	1	5	1	4	0
3	G	1	5	1	4	0
3	O	1	5	1	4	0
3	H	1	5	1	4	0
3	P	1	5	1	4	0
3	I	1	5	1	4	0
3	Q	1	5	1	4	0
3	J	1	5	1	4	0
3	R	1	5	1	4	0

- Molecule 4 is MAGNESIUM ION (three-letter code: MG) (formula: Mg) (labeled as "Ligand of Interest" by depositor).

Mol	Chain	Residues	Atoms		AltConf
			Total	Mg	
4	A	1	1	1	0
4	B	1	1	1	0
4	C	1	1	1	0
4	K	1	1	1	0

Continued on next page...

Continued from previous page...

Mol	Chain	Residues	Atoms	AltConf
4	D	1	Total Mg 1 1	0
4	L	1	Total Mg 1 1	0
4	E	1	Total Mg 1 1	0
4	M	1	Total Mg 1 1	0
4	F	1	Total Mg 1 1	0
4	N	1	Total Mg 1 1	0
4	G	1	Total Mg 1 1	0
4	O	1	Total Mg 1 1	0
4	H	1	Total Mg 1 1	0
4	P	1	Total Mg 1 1	0
4	I	1	Total Mg 1 1	0
4	Q	1	Total Mg 1 1	0
4	J	1	Total Mg 1 1	0
4	R	1	Total Mg 1 1	0

- Molecule 5 is POTASSIUM ION (three-letter code: K) (formula: K) (labeled as "Ligand of Interest" by depositor).

Mol	Chain	Residues	Atoms	AltConf
5	B	1	Total K 1 1	0
5	C	1	Total K 1 1	0
5	K	1	Total K 1 1	0
5	D	1	Total K 1 1	0
5	L	1	Total K 1 1	0

Continued on next page...

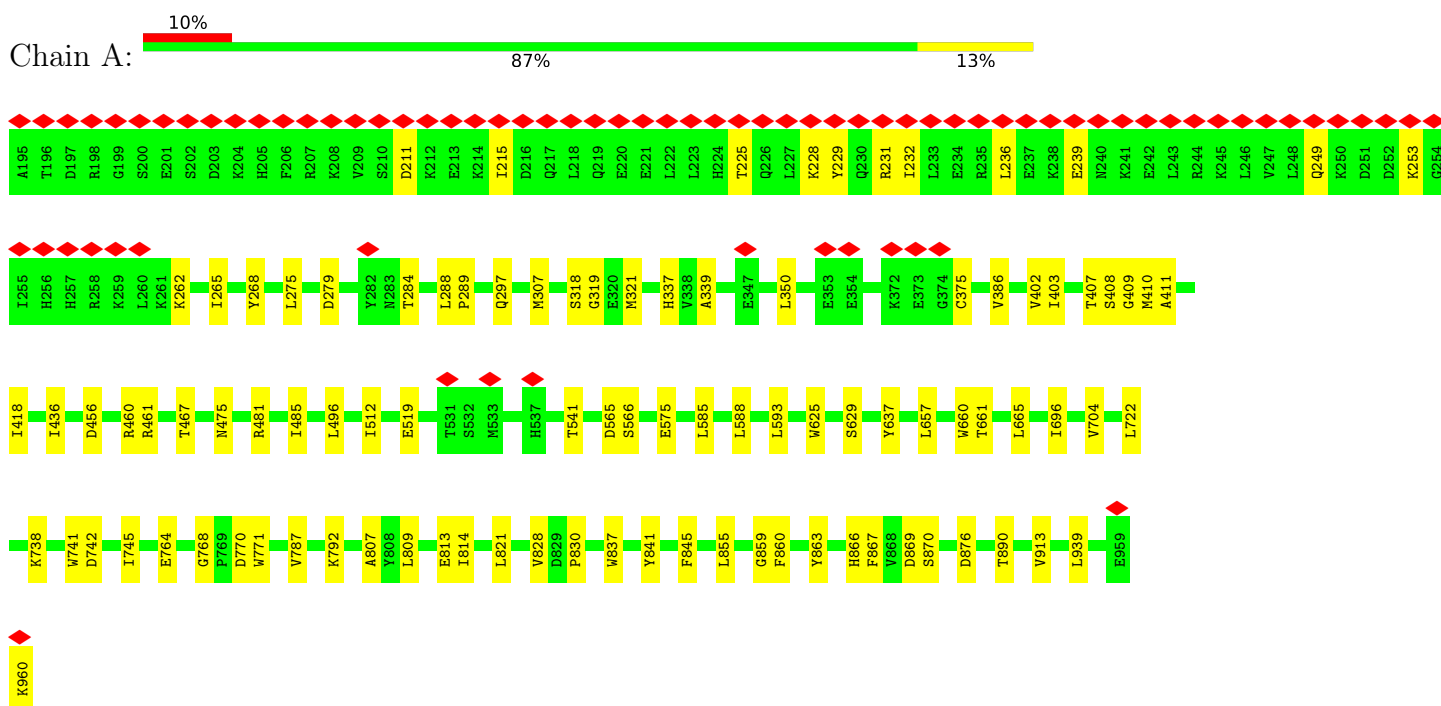
Continued from previous page...

Mol	Chain	Residues	Atoms		AltConf
5	E	1	Total 1	K 1	0
5	M	1	Total 1	K 1	0
5	F	1	Total 1	K 1	0
5	N	2	Total 2	K 2	0
5	G	1	Total 1	K 1	0
5	O	1	Total 1	K 1	0
5	H	1	Total 1	K 1	0
5	P	1	Total 1	K 1	0
5	I	1	Total 1	K 1	0
5	Q	1	Total 1	K 1	0
5	J	1	Total 1	K 1	0
5	R	1	Total 1	K 1	0

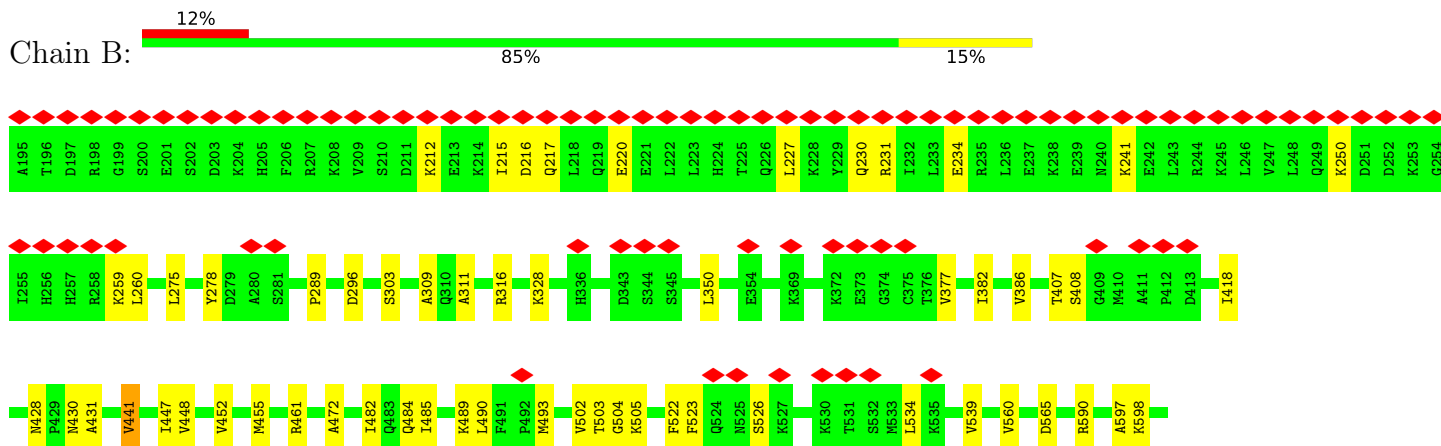
3 Residue-property plots

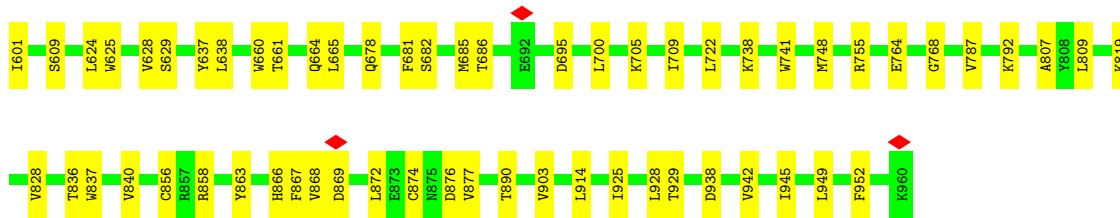
These plots are drawn for all protein, RNA, DNA and oligosaccharide chains in the entry. The first graphic for a chain summarises the proportions of the various outlier classes displayed in the second graphic. The second graphic shows the sequence view annotated by issues in geometry and atom inclusion in map density. Residues are color-coded according to the number of geometric quality criteria for which they contain at least one outlier: green = 0, yellow = 1, orange = 2 and red = 3 or more. A red diamond above a residue indicates a poor fit to the EM map for this residue (all-atom inclusion < 40%). Stretches of 2 or more consecutive residues without any outlier are shown as a green connector. Residues present in the sample, but not in the model, are shown in grey.

- Molecule 1: Dynamin-like 120 kDa protein, form S1

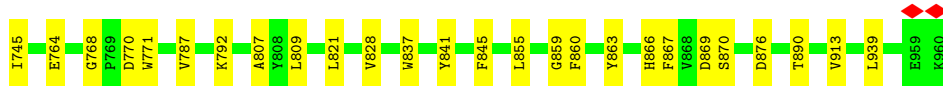
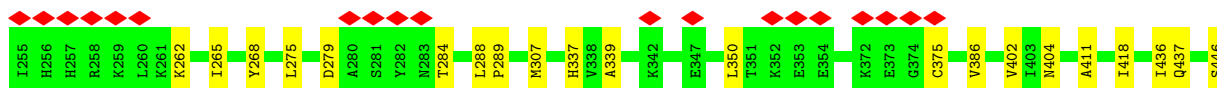
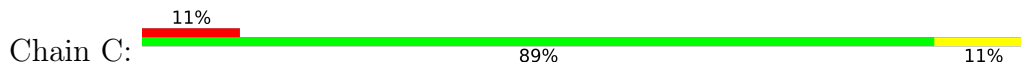


- Molecule 1: Dynamin-like 120 kDa protein, form S1

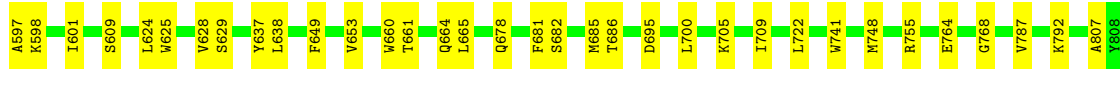
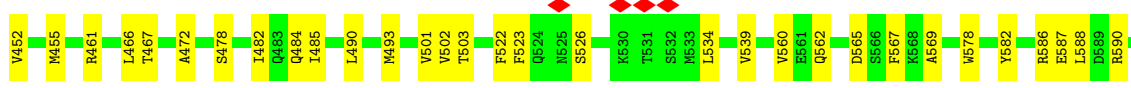
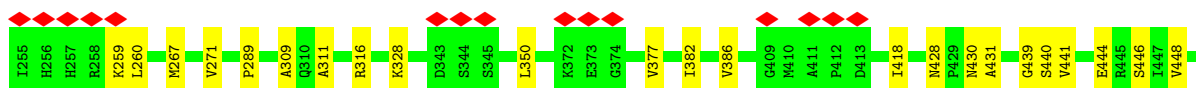
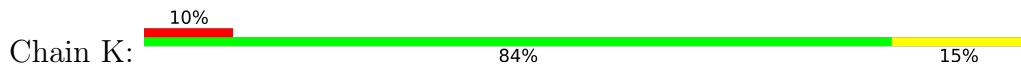




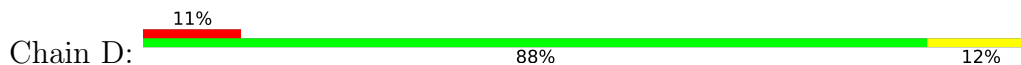
• Molecule 1: Dynamin-like 120 kDa protein, form S1

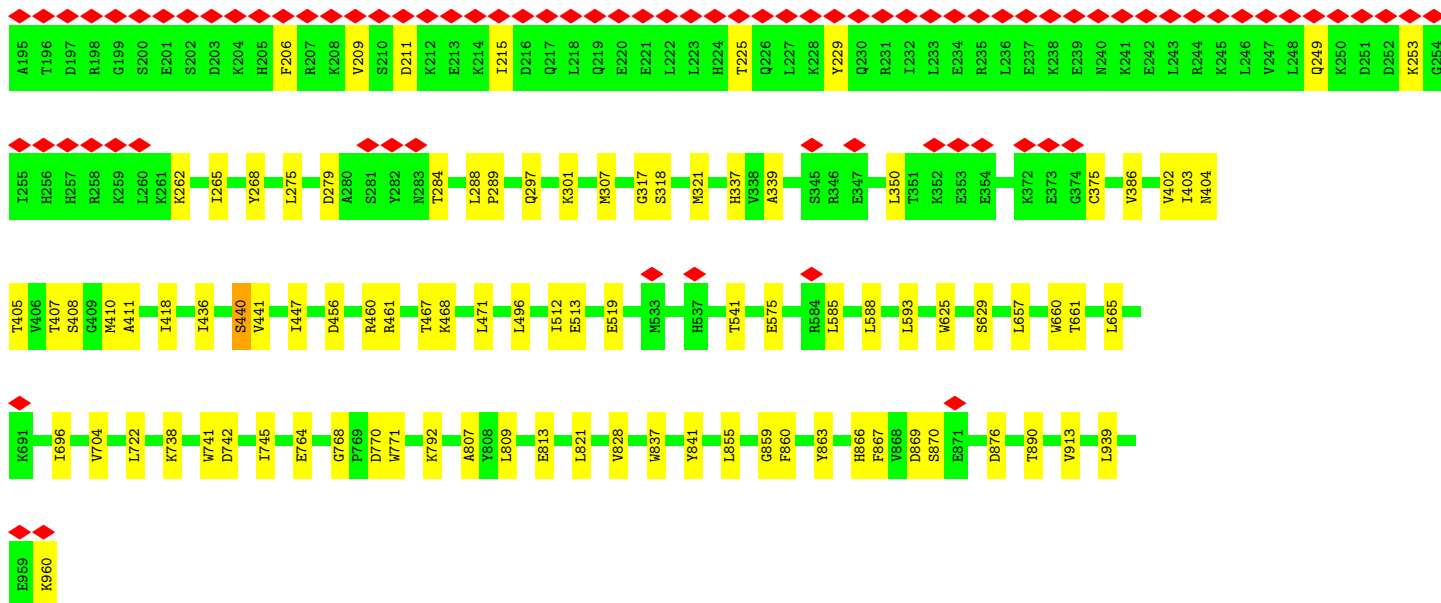


• Molecule 1: Dynamin-like 120 kDa protein, form S1

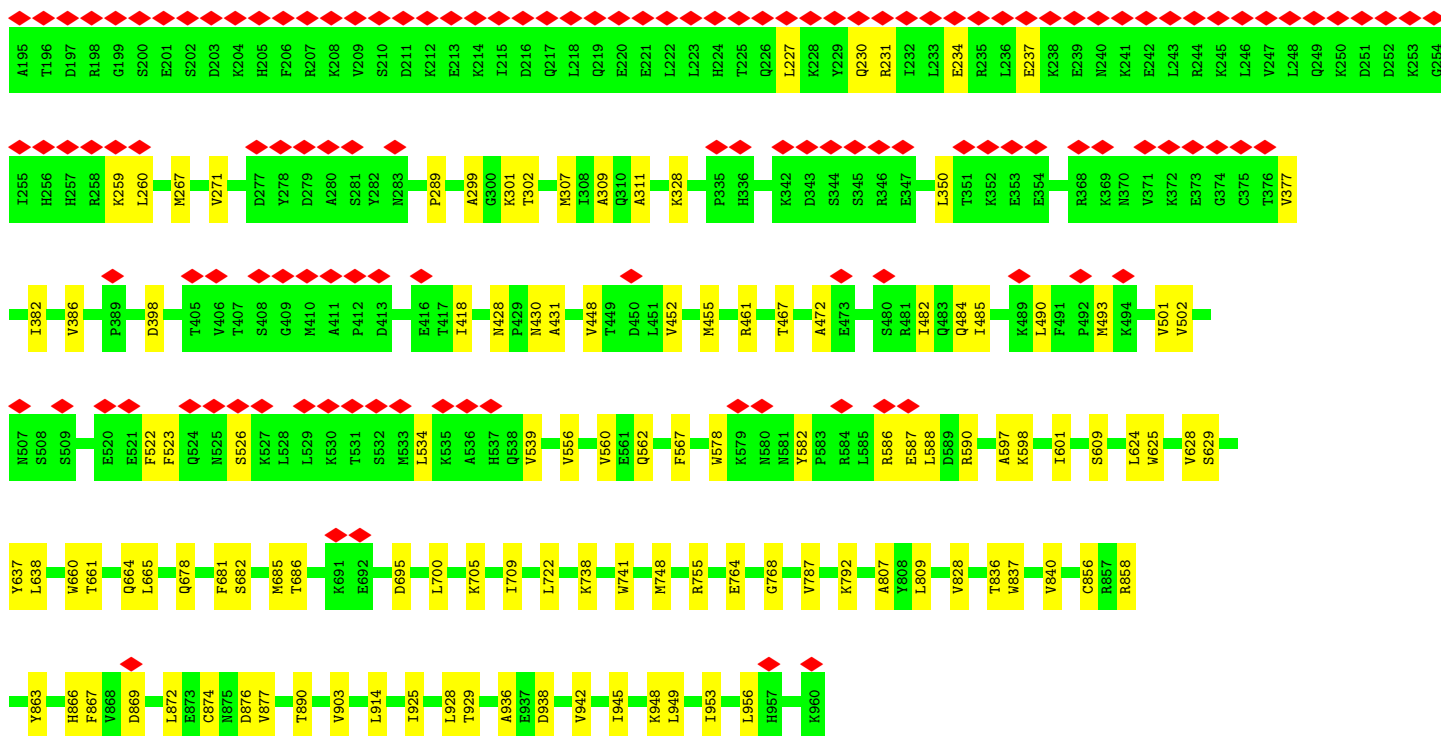
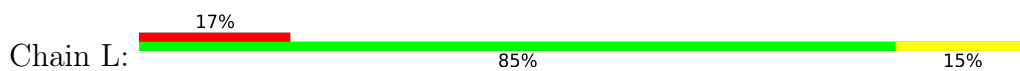


• Molecule 1: Dynamin-like 120 kDa protein, form S1

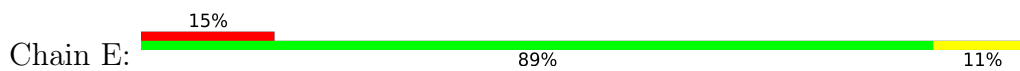


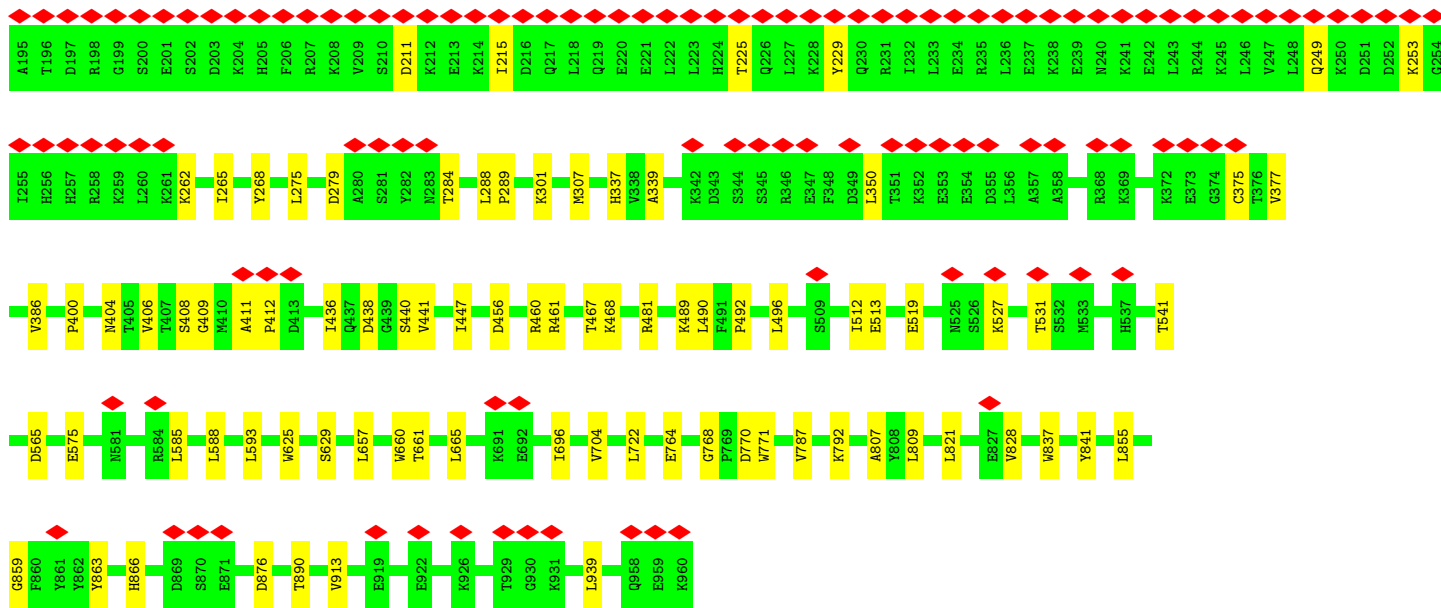


• Molecule 1: Dynamin-like 120 kDa protein, form S1


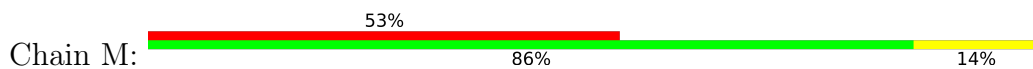


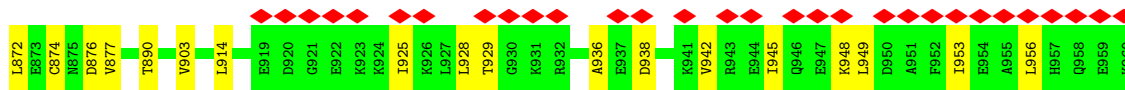
• Molecule 1: Dynamin-like 120 kDa protein, form S1



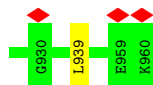
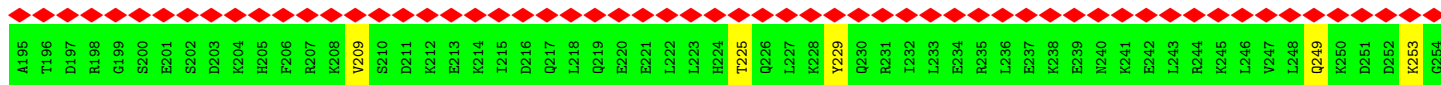
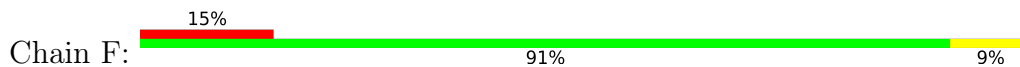


● Molecule 1: Dynamin-like 120 kDa protein, form S1

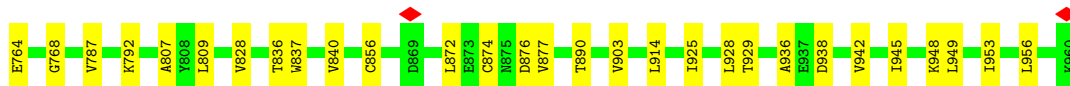
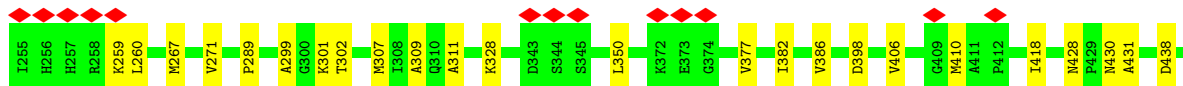
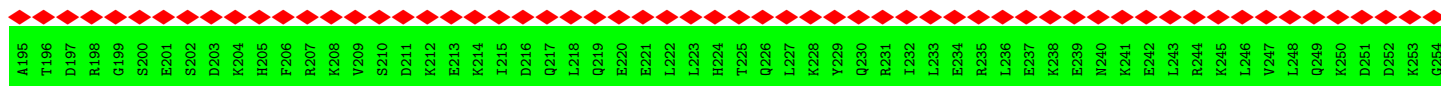
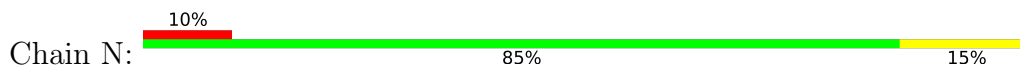




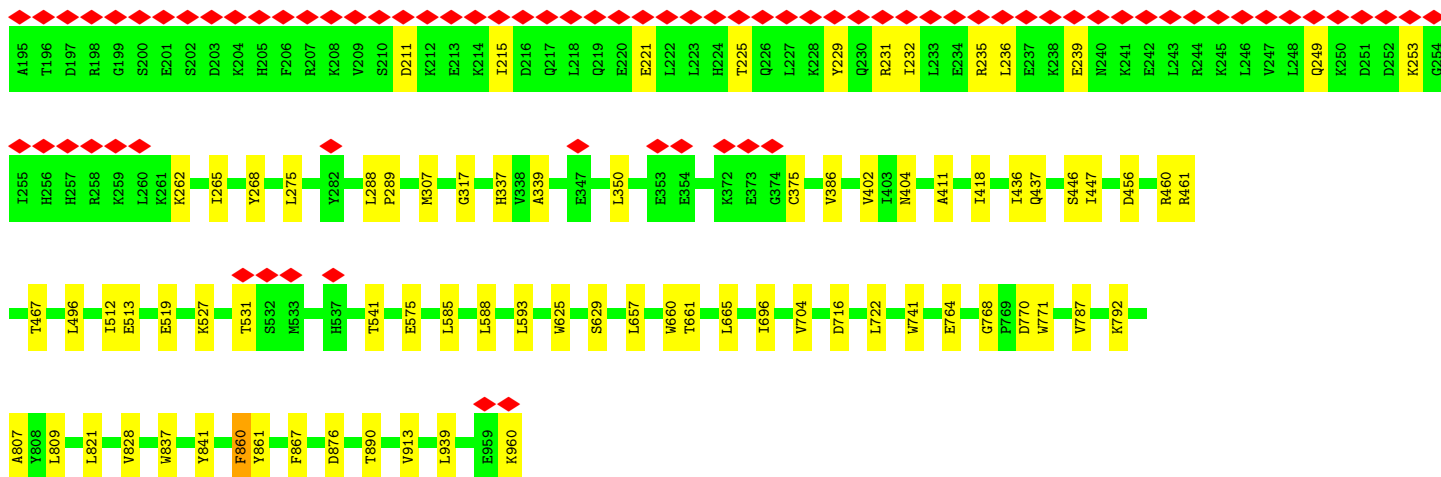
• Molecule 1: Dynamin-like 120 kDa protein, form S1



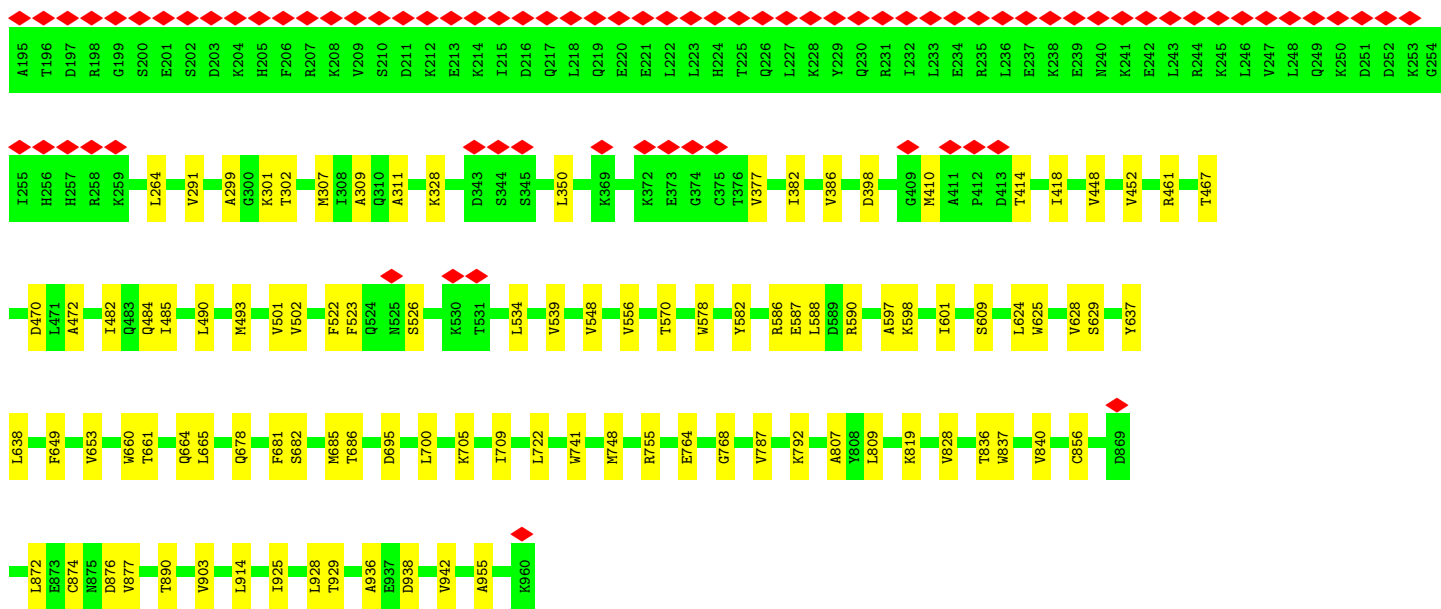
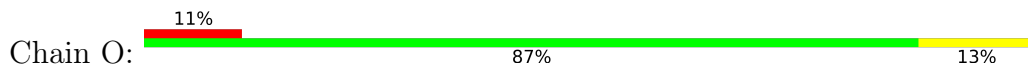
• Molecule 1: Dynamin-like 120 kDa protein, form S1



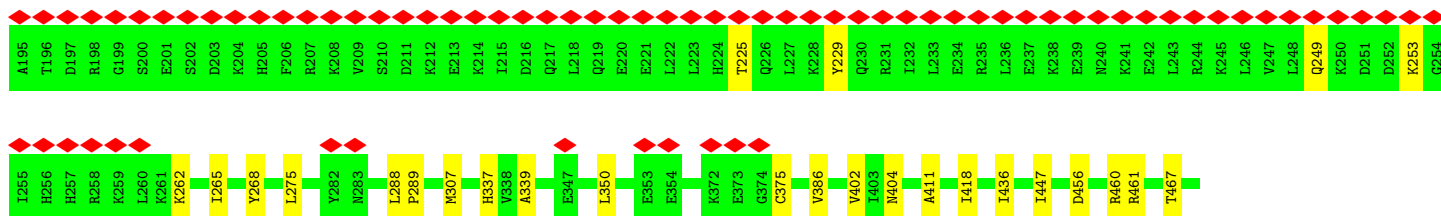
• Molecule 1: Dynamin-like 120 kDa protein, form S1

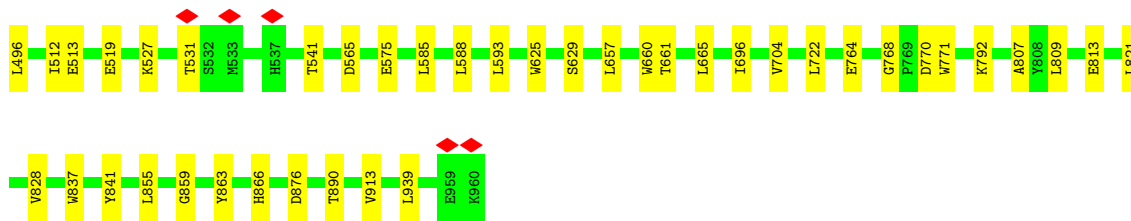


• Molecule 1: Dynamin-like 120 kDa protein, form S1

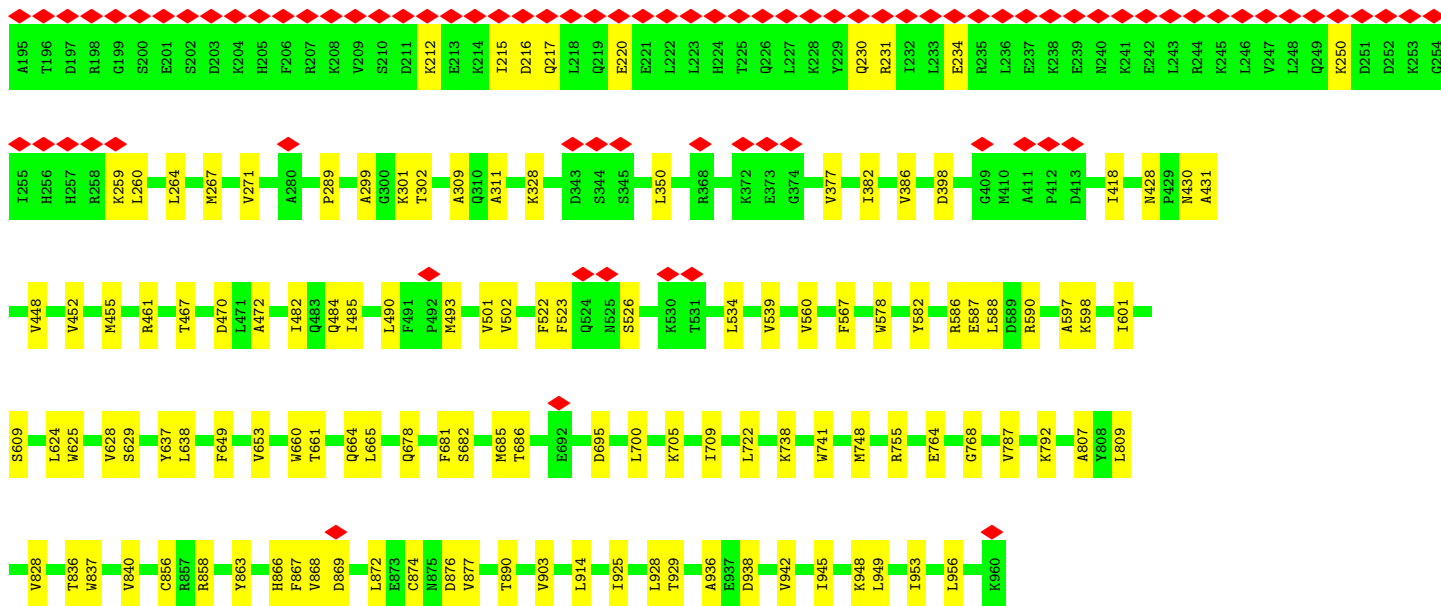
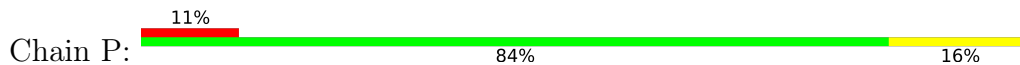


• Molecule 1: Dynamin-like 120 kDa protein, form S1

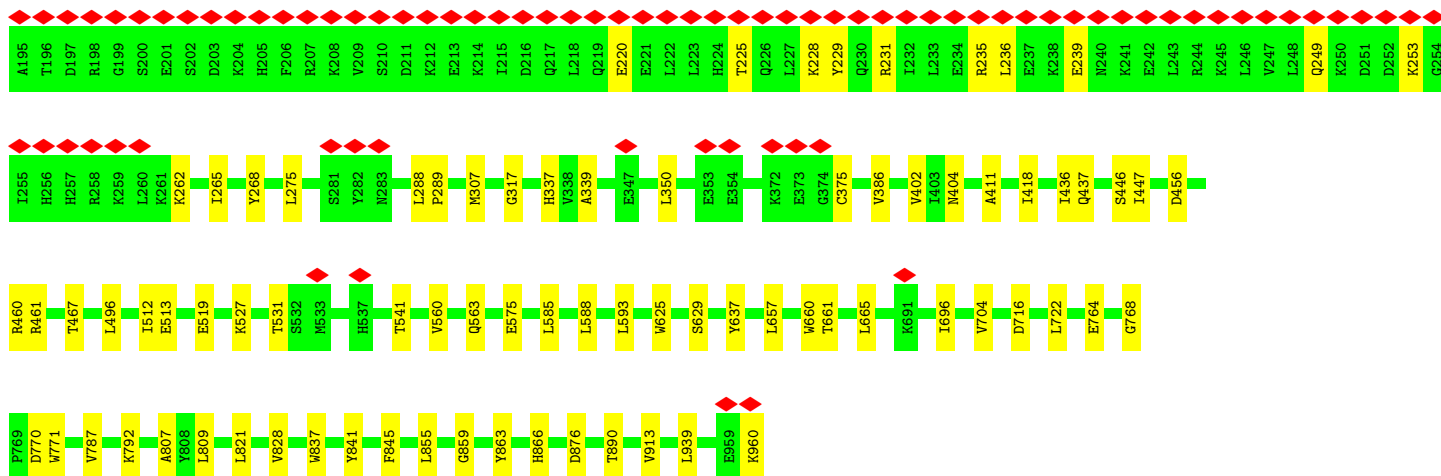
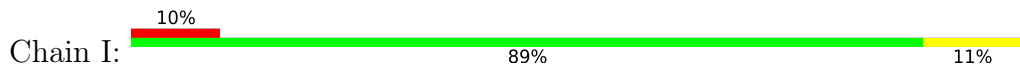




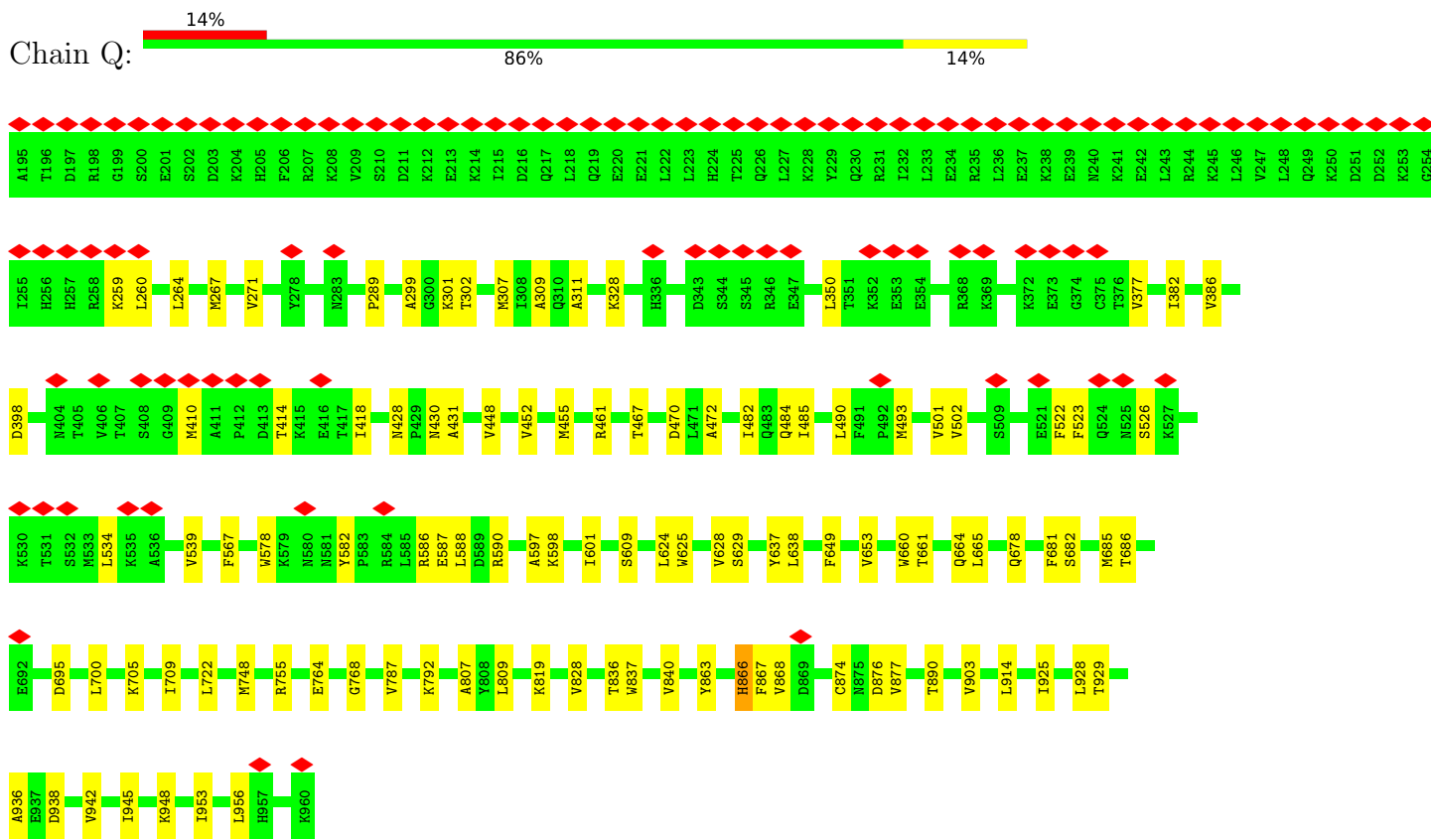
• Molecule 1: Dynamin-like 120 kDa protein, form S1



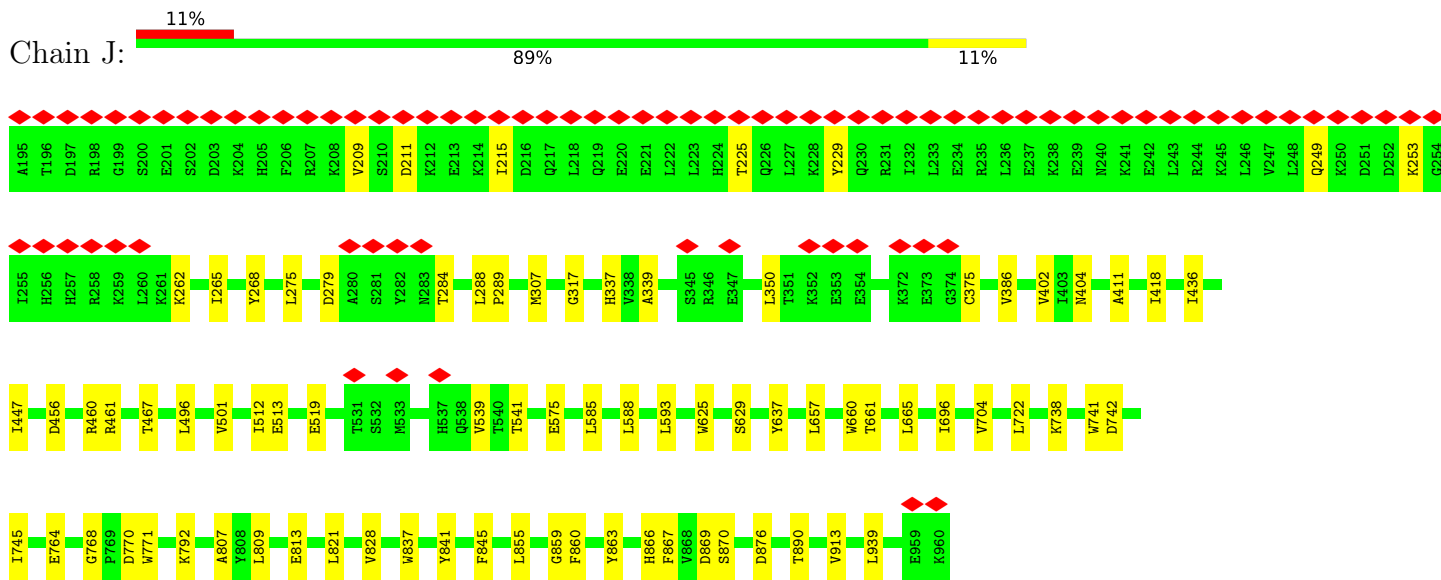
• Molecule 1: Dynamin-like 120 kDa protein, form S1



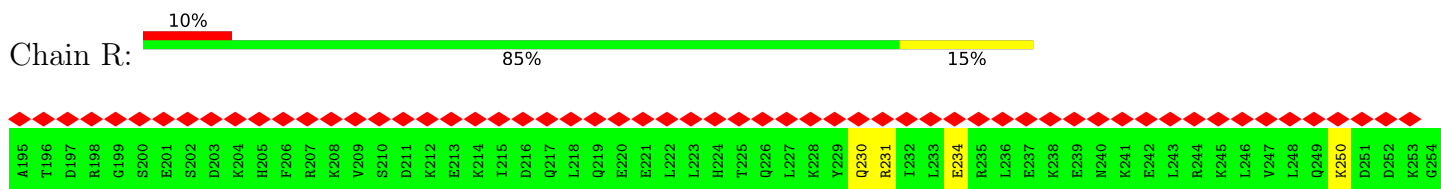
• Molecule 1: Dynamin-like 120 kDa protein, form S1

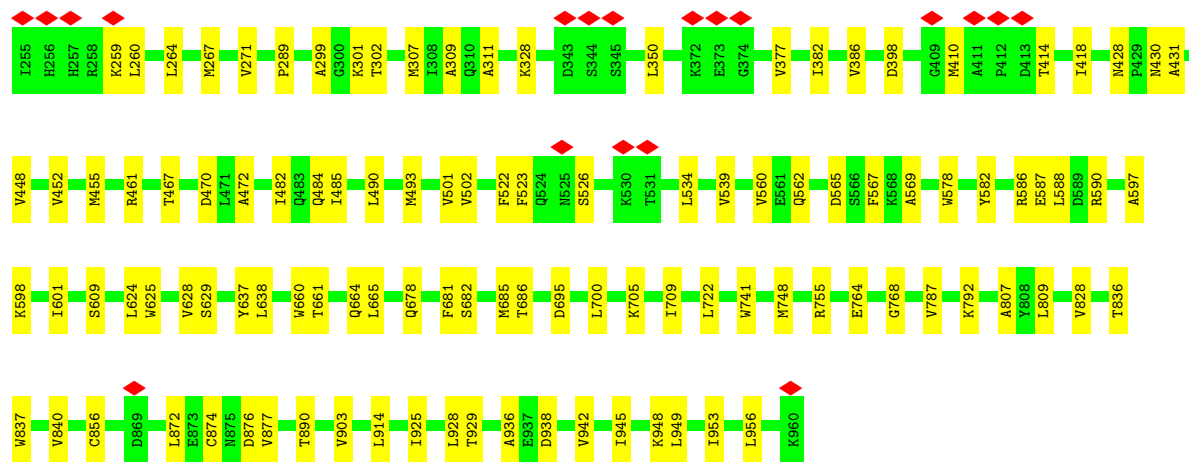


• Molecule 1: Dynamin-like 120 kDa protein, form S1



• Molecule 1: Dynamin-like 120 kDa protein, form S1





4 Experimental information

Property	Value	Source
EM reconstruction method	HELICAL	Depositor
Imposed symmetry	HELICAL, twist=37.439°, rise=12.933 Å, axial sym=C1	Depositor
Number of segments used	598503	Depositor
Resolution determination method	FSC 0.143 CUT-OFF	Depositor
CTF correction method	PHASE FLIPPING AND AMPLITUDE CORRECTION	Depositor
Microscope	FEI TITAN KRIOS	Depositor
Voltage (kV)	300	Depositor
Electron dose ($e^-/\text{Å}^2$)	60	Depositor
Minimum defocus (nm)	300	Depositor
Maximum defocus (nm)	2400	Depositor
Magnification	Not provided	
Image detector	GATAN K3 BIOQUANTUM (6k x 4k)	Depositor
Maximum map value	0.150	Depositor
Minimum map value	-0.028	Depositor
Average map value	0.005	Depositor
Map value standard deviation	0.016	Depositor
Recommended contour level	0.035	Depositor
Map size (Å)	600.9, 600.9, 600.9	wwPDB
Map dimensions	500, 500, 500	wwPDB
Map angles (°)	90.0, 90.0, 90.0	wwPDB
Pixel spacing (Å)	1.2018001, 1.2018001, 1.2018001	Depositor

5 Model quality [i](#)

5.1 Standard geometry [i](#)

Bond lengths and bond angles in the following residue types are not validated in this section: ALF, MG, K, GDP

The Z score for a bond length (or angle) is the number of standard deviations the observed value is removed from the expected value. A bond length (or angle) with $|Z| > 5$ is considered an outlier worth inspection. RMSZ is the root-mean-square of all Z scores of the bond lengths (or angles).

Mol	Chain	Bond lengths		Bond angles	
		RMSZ	# Z >5	RMSZ	# Z >5
1	A	0.36	0/6376	0.51	0/8589
1	B	0.48	0/6376	0.57	0/8589
1	C	0.25	0/6376	0.46	0/8589
1	D	0.38	0/6376	0.53	0/8589
1	E	0.40	0/6376	0.53	0/8589
1	F	0.33	0/6376	0.49	0/8589
1	G	0.34	0/6376	0.50	0/8589
1	H	0.29	0/6376	0.48	0/8589
1	I	0.26	0/6376	0.46	0/8589
1	J	0.29	0/6376	0.47	0/8589
1	K	0.40	0/6376	0.55	0/8589
1	L	0.31	0/6376	0.50	0/8589
1	M	0.28	0/6376	0.49	0/8589
1	N	0.30	0/6376	0.50	0/8589
1	O	0.43	0/6376	0.55	0/8589
1	P	0.25	0/6376	0.47	0/8589
1	Q	0.35	0/6376	0.52	0/8589
1	R	0.25	0/6376	0.48	0/8589
All	All	0.34	0/114768	0.50	0/154602

There are no bond length outliers.

There are no bond angle outliers.

There are no chirality outliers.

There are no planarity outliers.

5.2 Too-close contacts [i](#)

In the following table, the Non-H and H(model) columns list the number of non-hydrogen atoms and hydrogen atoms in the chain respectively. The H(added) column lists the number of hydrogen

atoms added and optimized by MolProbity. The Clashes column lists the number of clashes within the asymmetric unit, whereas Symm-Clashes lists symmetry-related clashes.

Mol	Chain	Non-H	H(model)	H(added)	Clashes	Symm-Clashes
1	A	6267	6270	6270	140	0
1	B	6267	6267	6267	168	0
1	C	6267	6268	6268	106	0
1	D	6267	6269	6269	127	0
1	E	6267	6267	6267	77	0
1	F	6267	6270	6270	38	0
1	G	6267	6270	6270	69	0
1	H	6267	6270	6270	37	0
1	I	6267	6270	6270	59	0
1	J	6267	6270	6270	90	0
1	K	6267	6268	6268	114	0
1	L	6267	6268	6268	132	0
1	M	6267	6268	6268	118	0
1	N	6267	6268	6268	97	0
1	O	6267	6269	6269	60	0
1	P	6267	6268	6268	140	0
1	Q	6267	6269	6269	71	0
1	R	6267	6269	6269	89	0
2	A	28	10	12	0	0
2	B	28	10	12	0	0
2	C	28	10	12	0	0
2	D	28	10	12	3	0
2	E	28	10	12	0	0
2	F	28	10	12	0	0
2	G	28	10	12	1	0
2	H	28	10	12	0	0
2	I	28	10	12	1	0
2	J	28	10	12	1	0
2	K	28	10	12	0	0
2	L	28	10	12	3	0
2	M	28	10	12	3	0
2	N	28	10	12	5	0
2	O	28	10	12	3	0
2	P	28	10	12	3	0
2	Q	28	10	12	3	0
2	R	28	10	12	3	0
3	A	5	0	0	0	0
3	B	5	0	0	0	0
3	C	5	0	0	0	0
3	D	5	0	0	0	0
3	E	5	0	0	0	0

Continued on next page...

Continued from previous page...

Mol	Chain	Non-H	H(model)	H(added)	Clashes	Symm-Clashes
3	F	5	0	0	0	0
3	G	5	0	0	0	0
3	H	5	0	0	0	0
3	I	5	0	0	0	0
3	J	5	0	0	0	0
3	K	5	0	0	0	0
3	L	5	0	0	1	0
3	M	5	0	0	1	0
3	N	5	0	0	1	0
3	O	5	0	0	1	0
3	P	5	0	0	1	0
3	Q	5	0	0	1	0
3	R	5	0	0	1	0
4	A	1	0	0	0	0
4	B	1	0	0	0	0
4	C	1	0	0	0	0
4	D	1	0	0	0	0
4	E	1	0	0	0	0
4	F	1	0	0	0	0
4	G	1	0	0	0	0
4	H	1	0	0	0	0
4	I	1	0	0	0	0
4	J	1	0	0	0	0
4	K	1	0	0	0	0
4	L	1	0	0	0	0
4	M	1	0	0	0	0
4	N	1	0	0	0	0
4	O	1	0	0	0	0
4	P	1	0	0	0	0
4	Q	1	0	0	0	0
4	R	1	0	0	0	0
5	B	1	0	0	0	0
5	C	1	0	0	0	0
5	D	1	0	0	0	0
5	E	1	0	0	0	0
5	F	1	0	0	0	0
5	G	1	0	0	0	0
5	H	1	0	0	0	0
5	I	1	0	0	0	0
5	J	1	0	0	0	0
5	K	1	0	0	0	0
5	L	1	0	0	0	0

Continued on next page...

Continued from previous page...

Mol	Chain	Non-H	H(model)	H(added)	Clashes	Symm-Clashes
5	M	1	0	0	0	0
5	N	2	0	0	0	0
5	O	1	0	0	0	0
5	P	1	0	0	0	0
5	Q	1	0	0	0	0
5	R	1	0	0	0	0
All	All	113436	113018	113054	1333	0

The all-atom clashscore is defined as the number of clashes found per 1000 atoms (including hydrogen atoms). The all-atom clashscore for this structure is 6.

All (1333) close contacts within the same asymmetric unit are listed below, sorted by their clash magnitude.

Atom-1	Atom-2	Interatomic distance (Å)	Clash overlap (Å)
1:B:866:HIS:CD2	1:C:741:TRP:CZ2	2.11	1.38
1:P:866:HIS:CD2	1:J:741:TRP:CZ2	2.13	1.35
1:A:741:TRP:CZ2	1:L:866:HIS:CD2	2.15	1.33
1:A:867:PHE:HB3	1:L:858:ARG:O	1.23	1.32
1:D:741:TRP:CZ2	1:M:866:HIS:CD2	2.18	1.30
1:K:250:LYS:NZ	1:G:960:LYS:HD3	1.45	1.29
1:D:867:PHE:HB3	1:M:858:ARG:O	1.34	1.26
1:P:858:ARG:O	1:J:867:PHE:HB3	1.35	1.26
1:D:869:ASP:HA	1:M:863:TYR:CE2	1.72	1.24
1:B:866:HIS:NE2	1:C:741:TRP:CZ2	2.07	1.23
1:A:960:LYS:HD3	1:R:250:LYS:NZ	1.52	1.22
1:B:215:ILE:O	1:K:562:GLN:OE1	1.54	1.22
1:P:215:ILE:O	1:R:562:GLN:OE1	1.56	1.20
1:B:408:SER:OG	1:E:490:LEU:HD23	1.39	1.19
1:B:867:PHE:HE1	1:C:742:ASP:HA	1.08	1.19
1:B:858:ARG:O	1:C:867:PHE:HB3	1.37	1.19
1:C:236:LEU:HD23	1:R:234:GLU:OE1	1.43	1.19
1:A:869:ASP:HA	1:L:863:TYR:CE2	1.78	1.18
1:A:236:LEU:HD23	1:P:234:GLU:OE1	1.43	1.17
1:P:863:TYR:CE2	1:J:869:ASP:HA	1.79	1.17
1:B:867:PHE:CE1	1:C:742:ASP:HA	1.80	1.16
1:P:866:HIS:NE2	1:J:741:TRP:CZ2	2.13	1.15
1:B:863:TYR:CE2	1:C:869:ASP:HA	1.82	1.14
1:B:234:GLU:OE1	1:G:236:LEU:HD23	1.46	1.13
1:A:319:GLY:O	1:N:480:SER:OG	1.62	1.13
1:B:866:HIS:NE2	1:C:741:TRP:CH2	2.16	1.12
1:B:250:LYS:NZ	1:I:960:LYS:HD3	1.64	1.12

Continued on next page...

Continued from previous page...

Atom-1	Atom-2	Interatomic distance (Å)	Clash overlap (Å)
1:L:234:GLU:OE1	1:I:236:LEU:HD23	1.48	1.12
1:K:215:ILE:O	1:N:562:GLN:OE1	1.67	1.11
1:A:403:ILE:HG22	1:N:444:GLU:HB3	1.33	1.11
1:K:444:GLU:HB3	1:D:403:ILE:HG22	1.16	1.11
1:P:867:PHE:HE1	1:J:742:ASP:HA	1.13	1.10
1:P:867:PHE:CE1	1:J:742:ASP:HA	1.86	1.09
1:P:866:HIS:NE2	1:J:741:TRP:CH2	2.21	1.08
1:K:444:GLU:HB3	1:D:403:ILE:CG2	1.83	1.08
1:D:741:TRP:CZ2	1:M:866:HIS:NE2	2.23	1.06
1:B:408:SER:OG	1:E:490:LEU:CD2	2.04	1.05
1:D:742:ASP:HA	1:M:867:PHE:HE1	1.22	1.04
1:B:867:PHE:CZ	1:C:741:TRP:O	2.11	1.04
1:B:866:HIS:CD2	1:C:741:TRP:CE2	2.45	1.04
1:D:741:TRP:CH2	1:M:866:HIS:NE2	2.26	1.04
1:B:858:ARG:C	1:C:867:PHE:HB3	1.78	1.03
1:A:741:TRP:CZ2	1:L:866:HIS:NE2	2.27	1.02
1:A:867:PHE:HB3	1:L:858:ARG:C	1.79	1.02
1:A:565:ASP:OD2	1:C:209:VAL:HG11	1.58	1.01
1:K:250:LYS:HZ3	1:G:960:LYS:HD3	1.24	1.01
1:P:867:PHE:CZ	1:J:741:TRP:O	2.14	1.01
1:D:742:ASP:HA	1:M:867:PHE:CE1	1.96	1.00
1:P:858:ARG:C	1:J:867:PHE:HB3	1.82	1.00
1:B:408:SER:CB	1:E:489:LYS:HG2	1.91	1.00
1:D:867:PHE:HB3	1:M:858:ARG:C	1.82	0.99
1:H:565:ASP:OD2	1:J:209:VAL:HG11	1.62	0.99
1:A:741:TRP:CH2	1:L:866:HIS:NE2	2.30	0.98
1:P:866:HIS:CD2	1:J:741:TRP:CE2	2.51	0.97
1:A:742:ASP:HA	1:L:867:PHE:HE1	1.30	0.97
1:B:407:THR:HG22	1:E:492:PRO:HG3	1.45	0.96
1:A:403:ILE:CG2	1:N:444:GLU:HB3	1.94	0.96
1:A:741:TRP:O	1:L:867:PHE:CZ	2.19	0.96
1:B:867:PHE:CZ	1:C:745:ILE:CG2	2.48	0.95
1:D:741:TRP:O	1:M:867:PHE:CZ	2.20	0.94
1:D:960:LYS:HD3	1:P:250:LYS:NZ	1.82	0.93
1:A:741:TRP:CH2	1:L:866:HIS:CD2	2.58	0.92
1:P:867:PHE:CZ	1:J:745:ILE:CG2	2.53	0.92
1:A:407:THR:HB	1:N:490:LEU:O	1.70	0.91
1:D:745:ILE:CG2	1:M:867:PHE:CZ	2.54	0.91
1:A:475:ASN:OD1	2:N:1002:GDP:N2	2.02	0.91
1:A:742:ASP:HA	1:L:867:PHE:CE1	2.05	0.91
1:D:741:TRP:CH2	1:M:866:HIS:CD2	2.60	0.89

Continued on next page...

Continued from previous page...

Atom-1	Atom-2	Interatomic distance (Å)	Clash overlap (Å)
1:D:741:TRP:CE2	1:M:866:HIS:CD2	2.60	0.89
1:A:960:LYS:HD3	1:R:250:LYS:HZ3	1.28	0.88
1:P:866:HIS:CD2	1:J:741:TRP:CH2	2.61	0.88
1:A:867:PHE:CB	1:L:858:ARG:O	2.16	0.88
1:B:866:HIS:CD2	1:C:741:TRP:CH2	2.60	0.87
1:K:444:GLU:CB	1:D:403:ILE:HG22	2.04	0.87
1:A:745:ILE:HB	1:L:867:PHE:CZ	2.11	0.86
1:D:869:ASP:CA	1:M:863:TYR:CE2	2.60	0.85
1:A:741:TRP:CE2	1:L:866:HIS:CD2	2.64	0.85
1:C:565:ASP:OD2	1:F:209:VAL:HG11	1.76	0.85
1:B:408:SER:HB3	1:E:489:LYS:HG2	1.58	0.84
1:D:209:VAL:HG11	1:E:565:ASP:OD2	1.77	0.84
1:B:250:LYS:HZ3	1:I:960:LYS:HD3	1.38	0.84
1:L:231:ARG:HG2	1:I:236:LEU:HD13	1.59	0.83
1:K:490:LEU:O	1:D:407:THR:HB	1.78	0.83
1:A:321:MET:HB2	1:N:444:GLU:OE2	1.79	0.83
1:A:745:ILE:CG2	1:L:867:PHE:CZ	2.62	0.82
1:A:869:ASP:CA	1:L:863:TYR:CE2	2.62	0.82
1:D:745:ILE:HB	1:M:867:PHE:CZ	2.16	0.81
1:E:438:ASP:HB3	1:E:441:VAL:HG22	1.60	0.81
1:D:745:ILE:HG21	1:M:867:PHE:CE1	2.17	0.80
1:A:860:PHE:CD2	1:L:866:HIS:O	2.34	0.79
1:B:866:HIS:CE1	1:C:741:TRP:CH2	2.71	0.79
1:A:745:ILE:CG2	1:L:867:PHE:CE1	2.66	0.79
1:A:745:ILE:HG21	1:L:867:PHE:CE1	2.18	0.78
1:D:745:ILE:CG2	1:M:867:PHE:CE1	2.66	0.78
1:B:866:HIS:HD2	1:C:741:TRP:CE2	1.98	0.77
1:B:867:PHE:CE1	1:C:745:ILE:CG2	2.68	0.77
1:B:407:THR:HG22	1:E:492:PRO:CG	2.14	0.76
1:B:867:PHE:CE1	1:C:745:ILE:HG21	2.21	0.76
1:K:250:LYS:HZ2	1:G:960:LYS:HD3	1.51	0.75
1:A:321:MET:HE2	1:N:444:GLU:OE1	1.87	0.75
1:P:867:PHE:CE1	1:J:745:ILE:HG21	2.22	0.75
1:P:867:PHE:CZ	1:J:745:ILE:HB	2.22	0.75
1:P:867:PHE:CE1	1:J:745:ILE:CG2	2.70	0.74
1:B:216:ASP:HA	1:K:565:ASP:OD2	1.87	0.74
1:B:231:ARG:HB3	1:G:236:LEU:HD13	1.68	0.74
1:B:867:PHE:CE1	1:C:742:ASP:CA	2.66	0.74
1:A:745:ILE:HB	1:L:867:PHE:HZ	1.52	0.74
1:K:216:ASP:HA	1:N:565:ASP:OD2	1.87	0.74
1:B:867:PHE:CZ	1:C:745:ILE:HG21	2.22	0.73

Continued on next page...

Continued from previous page...

Atom-1	Atom-2	Interatomic distance (Å)	Clash overlap (Å)
1:C:236:LEU:CD2	1:R:234:GLU:OE1	2.31	0.73
1:A:867:PHE:CB	1:L:858:ARG:C	2.56	0.73
1:P:866:HIS:CE1	1:J:741:TRP:CH2	2.76	0.73
1:Q:866:HIS:HB2	1:Q:867:PHE:CD2	2.23	0.73
1:B:408:SER:HB3	1:E:489:LYS:HE2	1.70	0.73
1:D:867:PHE:CB	1:M:858:ARG:O	2.27	0.73
1:P:866:HIS:HD2	1:J:741:TRP:CE2	2.03	0.73
1:B:867:PHE:CZ	1:C:745:ILE:HB	2.24	0.72
1:J:821:LEU:HD13	1:J:828:VAL:HG21	1.72	0.72
1:A:741:TRP:CZ2	1:L:866:HIS:HD2	1.99	0.72
1:B:867:PHE:CZ	1:C:745:ILE:HG22	2.24	0.72
1:C:236:LEU:HD23	1:R:234:GLU:CD	2.09	0.72
1:K:441:VAL:HG13	1:D:441:VAL:HG13	1.72	0.72
1:L:231:ARG:CG	1:I:236:LEU:HD13	2.18	0.72
1:H:821:LEU:HD13	1:H:828:VAL:HG21	1.72	0.72
1:D:745:ILE:HB	1:M:867:PHE:HZ	1.55	0.71
1:D:860:PHE:CD2	1:M:866:HIS:O	2.42	0.71
1:K:250:LYS:HZ1	1:G:960:LYS:HD3	1.54	0.71
1:D:741:TRP:CZ2	1:M:866:HIS:HD2	2.03	0.71
1:P:867:PHE:CE1	1:J:742:ASP:CA	2.72	0.71
1:A:869:ASP:HA	1:L:863:TYR:CD2	2.25	0.71
1:P:867:PHE:CZ	1:J:745:ILE:HG21	2.26	0.70
1:P:863:TYR:CE2	1:J:869:ASP:CA	2.67	0.70
1:B:867:PHE:HZ	1:C:741:TRP:O	1.73	0.70
1:B:407:THR:CG2	1:E:492:PRO:HD3	2.22	0.70
1:B:863:TYR:HA	1:C:860:PHE:CE2	2.27	0.70
1:A:475:ASN:OD1	2:N:1002:GDP:C2	2.45	0.69
1:B:408:SER:CB	1:E:490:LEU:HD23	2.22	0.69
1:D:870:SER:N	1:M:863:TYR:OH	2.25	0.69
1:P:867:PHE:HZ	1:J:741:TRP:O	1.76	0.69
1:A:738:LYS:HE3	1:L:869:ASP:OD1	1.92	0.69
1:A:236:LEU:HD23	1:P:234:GLU:CD	2.12	0.69
1:B:234:GLU:CD	1:G:236:LEU:HD23	2.14	0.69
2:D:1002:GDP:O2B	2:D:1002:GDP:H5'	1.92	0.69
1:P:216:ASP:HA	1:R:565:ASP:OD2	1.93	0.69
1:A:738:LYS:CD	1:L:869:ASP:OD1	2.41	0.69
1:B:407:THR:HG21	1:E:492:PRO:HD3	1.75	0.69
1:D:869:ASP:HA	1:M:863:TYR:CD2	2.26	0.68
1:D:745:ILE:CB	1:M:867:PHE:CZ	2.76	0.68
1:K:444:GLU:OE1	1:D:297:GLN:HG3	1.94	0.68
1:K:441:VAL:HG13	1:D:441:VAL:CG1	2.23	0.68

Continued on next page...

Continued from previous page...

Atom-1	Atom-2	Interatomic distance (Å)	Clash overlap (Å)
1:A:745:ILE:CB	1:L:867:PHE:CZ	2.76	0.68
1:G:741:TRP:CD2	1:Q:866:HIS:HB3	2.28	0.68
1:M:271:VAL:HG22	1:M:948:LYS:HB3	1.76	0.68
1:K:271:VAL:HG22	1:K:948:LYS:HB3	1.76	0.68
1:Q:271:VAL:HG22	1:Q:948:LYS:HB3	1.76	0.67
1:D:317:GLY:H	2:D:1002:GDP:H5''	1.59	0.67
1:P:271:VAL:HG22	1:P:948:LYS:HB3	1.76	0.67
1:R:271:VAL:HG22	1:R:948:LYS:HB3	1.76	0.67
1:B:230:GLN:HG3	1:G:231:ARG:HB3	1.75	0.67
1:J:807:ALA:O	1:J:837:TRP:NE1	2.27	0.67
1:I:807:ALA:O	1:I:837:TRP:NE1	2.27	0.67
1:H:807:ALA:O	1:H:837:TRP:NE1	2.27	0.67
1:A:236:LEU:HD13	1:P:231:ARG:HG2	1.76	0.67
1:D:745:ILE:HG21	1:M:867:PHE:CZ	2.27	0.67
1:L:271:VAL:HG22	1:L:948:LYS:HB3	1.76	0.67
1:K:444:GLU:OE1	1:D:321:MET:HE2	1.94	0.67
1:D:867:PHE:CB	1:M:858:ARG:C	2.62	0.67
1:B:858:ARG:O	1:C:867:PHE:CB	2.30	0.66
1:D:741:TRP:CE2	1:M:866:HIS:HD2	2.09	0.66
1:D:807:ALA:O	1:D:837:TRP:NE1	2.27	0.66
2:D:1002:GDP:H5'	2:D:1002:GDP:PB	2.35	0.66
1:F:807:ALA:O	1:F:837:TRP:NE1	2.27	0.66
1:B:428:ASN:O	1:B:461:ARG:NH1	2.28	0.66
1:D:960:LYS:HD3	1:P:250:LYS:HZ1	1.60	0.66
1:N:428:ASN:O	1:N:461:ARG:NH1	2.28	0.66
1:A:807:ALA:O	1:A:837:TRP:NE1	2.27	0.66
1:M:428:ASN:O	1:M:461:ARG:NH1	2.28	0.66
1:N:271:VAL:HG22	1:N:948:LYS:HB3	1.76	0.66
1:A:869:ASP:OD1	1:L:738:LYS:HE3	1.96	0.66
1:B:250:LYS:HZ2	1:I:960:LYS:HD3	1.54	0.66
1:C:807:ALA:O	1:C:837:TRP:NE1	2.27	0.66
1:R:428:ASN:O	1:R:461:ARG:NH1	2.28	0.66
1:P:428:ASN:O	1:P:461:ARG:NH1	2.28	0.66
1:B:231:ARG:CB	1:G:236:LEU:HD13	2.26	0.66
1:Q:428:ASN:O	1:Q:461:ARG:NH1	2.28	0.66
1:K:250:LYS:HZ3	1:G:960:LYS:CD	2.05	0.66
1:B:231:ARG:HG2	1:G:236:LEU:HD13	1.76	0.66
1:L:428:ASN:O	1:L:461:ARG:NH1	2.28	0.66
1:P:858:ARG:O	1:J:867:PHE:CB	2.28	0.65
1:K:428:ASN:O	1:K:461:ARG:NH1	2.28	0.65
1:E:807:ALA:O	1:E:837:TRP:NE1	2.27	0.65

Continued on next page...

Continued from previous page...

Atom-1	Atom-2	Interatomic distance (Å)	Clash overlap (Å)
1:G:807:ALA:O	1:G:837:TRP:NE1	2.27	0.65
1:B:858:ARG:C	1:C:867:PHE:CB	2.60	0.65
1:P:866:HIS:O	1:J:860:PHE:CD2	2.49	0.65
1:B:863:TYR:CE2	1:C:869:ASP:CA	2.71	0.65
1:A:297:GLN:HG3	1:N:444:GLU:OE1	1.97	0.65
1:G:741:TRP:CE2	1:Q:866:HIS:HB3	2.32	0.65
1:B:231:ARG:CG	1:G:236:LEU:HD13	2.27	0.64
1:P:867:PHE:CZ	1:J:745:ILE:CB	2.81	0.64
1:B:738:LYS:HB2	1:C:869:ASP:CG	2.18	0.64
2:N:1002:GDP:O1B	3:N:1003:ALF:F3	2.06	0.64
1:P:858:ARG:C	1:J:867:PHE:CB	2.62	0.64
1:D:741:TRP:CH2	1:M:866:HIS:CE1	2.85	0.64
2:P:1001:GDP:O1B	3:P:1002:ALF:F3	2.06	0.64
2:L:1001:GDP:O1B	3:L:1002:ALF:F3	2.06	0.64
2:M:1001:GDP:O1B	3:M:1002:ALF:F3	2.06	0.64
1:K:444:GLU:OE2	1:D:321:MET:HB2	1.97	0.64
1:A:236:LEU:HD13	1:P:231:ARG:HB3	1.79	0.64
1:P:867:PHE:CZ	1:J:745:ILE:HG22	2.31	0.64
1:A:408:SER:HB3	1:N:489:LYS:O	1.98	0.64
1:B:867:PHE:CZ	1:C:745:ILE:CB	2.80	0.64
2:R:1001:GDP:O1B	3:R:1002:ALF:F3	2.06	0.64
1:A:236:LEU:CD2	1:P:234:GLU:OE1	2.33	0.64
1:A:741:TRP:CE2	1:L:866:HIS:HD2	2.12	0.64
1:L:234:GLU:OE1	1:I:236:LEU:CD2	2.38	0.63
2:O:1001:GDP:O1B	3:O:1002:ALF:F3	2.06	0.63
1:A:960:LYS:HD3	1:R:250:LYS:HZ2	1.60	0.63
1:D:860:PHE:CE2	1:M:866:HIS:HB2	2.34	0.63
1:P:863:TYR:HA	1:J:860:PHE:CE2	2.32	0.63
1:B:408:SER:OG	1:E:490:LEU:CG	2.47	0.63
1:A:565:ASP:OD2	1:C:209:VAL:CG1	2.43	0.63
1:L:231:ARG:HG2	1:I:236:LEU:CD1	2.28	0.63
1:A:960:LYS:HD3	1:R:250:LYS:HZ1	1.58	0.63
1:D:870:SER:N	1:M:863:TYR:CZ	2.66	0.63
1:A:319:GLY:C	1:N:480:SER:OG	2.35	0.62
2:Q:1001:GDP:O1B	3:Q:1002:ALF:F3	2.06	0.62
1:B:867:PHE:HZ	1:C:745:ILE:CG2	2.12	0.62
1:D:860:PHE:CE2	1:M:863:TYR:HA	2.34	0.62
1:B:489:LYS:O	1:E:408:SER:HB3	1.99	0.62
1:P:863:TYR:OH	1:J:870:SER:N	2.33	0.62
1:C:236:LEU:HD13	1:R:231:ARG:HG2	1.82	0.62
1:R:953:ILE:HD13	1:R:956:LEU:HD12	1.82	0.62

Continued on next page...

Continued from previous page...

Atom-1	Atom-2	Interatomic distance (Å)	Clash overlap (Å)
1:A:741:TRP:CH2	1:L:866:HIS:CE1	2.88	0.61
1:N:953:ILE:HD13	1:N:956:LEU:HD12	1.82	0.61
1:R:741:TRP:CD2	1:R:877:VAL:HG11	2.36	0.61
1:A:231:ARG:HB3	1:P:230:GLN:HG3	1.81	0.61
1:B:738:LYS:HE3	1:C:869:ASP:OD1	2.00	0.61
1:P:953:ILE:HD13	1:P:956:LEU:HD12	1.82	0.61
1:A:741:TRP:O	1:L:867:PHE:CE1	2.53	0.61
1:B:867:PHE:CE1	1:C:745:ILE:HG22	2.34	0.61
1:M:741:TRP:CD2	1:M:877:VAL:HG11	2.36	0.61
1:N:741:TRP:CD2	1:N:877:VAL:HG11	2.36	0.61
1:B:741:TRP:CD2	1:B:877:VAL:HG11	2.36	0.61
1:K:953:ILE:HD13	1:K:956:LEU:HD12	1.82	0.61
1:D:738:LYS:HE3	1:M:869:ASP:OD1	2.00	0.61
1:O:741:TRP:CD2	1:O:877:VAL:HG11	2.36	0.61
1:K:741:TRP:CD2	1:K:877:VAL:HG11	2.36	0.61
1:O:578:TRP:O	1:O:582:TYR:N	2.34	0.61
1:L:741:TRP:CD2	1:L:877:VAL:HG11	2.36	0.61
1:Q:578:TRP:O	1:Q:582:TYR:N	2.34	0.61
1:P:578:TRP:O	1:P:582:TYR:N	2.34	0.61
1:P:741:TRP:CD2	1:P:877:VAL:HG11	2.36	0.61
1:R:578:TRP:O	1:R:582:TYR:N	2.34	0.61
1:B:408:SER:HA	1:E:489:LYS:O	2.00	0.61
1:A:860:PHE:CE2	1:L:866:HIS:HB2	2.36	0.60
1:K:478:SER:HA	1:D:318:SER:HB2	1.83	0.60
1:D:738:LYS:CD	1:M:869:ASP:OD1	2.49	0.60
1:L:231:ARG:NH1	1:I:239:GLU:OE2	2.25	0.60
1:D:745:ILE:HG22	1:M:867:PHE:CE1	2.36	0.60
1:Q:472:ALA:HB2	1:Q:482:ILE:HD13	1.83	0.60
1:D:745:ILE:HG22	1:M:867:PHE:CZ	2.35	0.60
1:M:472:ALA:HB2	1:M:482:ILE:HD13	1.83	0.60
1:L:472:ALA:HB2	1:L:482:ILE:HD13	1.83	0.60
1:O:472:ALA:HB2	1:O:482:ILE:HD13	1.83	0.60
1:P:738:LYS:HB2	1:J:869:ASP:CG	2.22	0.60
1:R:302:THR:OG1	2:R:1001:GDP:O3A	2.15	0.60
1:A:236:LEU:HD13	1:P:231:ARG:CG	2.31	0.60
1:L:953:ILE:HD13	1:L:956:LEU:HD12	1.82	0.60
1:A:745:ILE:HG22	1:L:867:PHE:CE1	2.36	0.60
1:G:860:PHE:HB2	1:Q:867:PHE:HB2	1.83	0.60
1:K:455:MET:O	1:K:461:ARG:NH2	2.35	0.60
1:N:578:TRP:O	1:N:582:TYR:N	2.34	0.60
1:R:455:MET:O	1:R:461:ARG:NH2	2.35	0.60

Continued on next page...

Continued from previous page...

Atom-1	Atom-2	Interatomic distance (Å)	Clash overlap (Å)
1:L:455:MET:O	1:L:461:ARG:NH2	2.35	0.59
1:P:863:TYR:CD2	1:J:869:ASP:HA	2.34	0.59
1:B:863:TYR:HA	1:C:860:PHE:HE2	1.65	0.59
1:D:869:ASP:CG	1:M:738:LYS:HB2	2.23	0.59
1:P:867:PHE:HZ	1:J:745:ILE:HB	1.64	0.59
1:B:472:ALA:HB2	1:B:482:ILE:HD13	1.83	0.59
1:K:444:GLU:OE2	1:D:321:MET:CE	2.50	0.59
1:P:738:LYS:HE3	1:J:869:ASP:OD1	2.02	0.59
1:K:578:TRP:O	1:K:582:TYR:N	2.34	0.59
1:D:467:THR:HG22	1:D:468:LYS:HG3	1.85	0.59
1:M:953:ILE:HD13	1:M:956:LEU:HD12	1.82	0.59
1:N:455:MET:O	1:N:461:ARG:NH2	2.35	0.59
1:Q:455:MET:O	1:Q:461:ARG:NH2	2.35	0.59
1:A:870:SER:N	1:L:863:TYR:CZ	2.69	0.59
1:K:490:LEU:O	1:D:407:THR:CB	2.49	0.59
1:P:302:THR:OG1	2:P:1001:GDP:O3A	2.15	0.59
1:M:455:MET:O	1:M:461:ARG:NH2	2.35	0.59
1:Q:953:ILE:HD13	1:Q:956:LEU:HD12	1.82	0.59
1:K:472:ALA:HB2	1:K:482:ILE:HD13	1.83	0.59
1:N:472:ALA:HB2	1:N:482:ILE:HD13	1.83	0.59
1:A:860:PHE:CE2	1:L:863:TYR:HA	2.38	0.59
1:A:960:LYS:CD	1:R:250:LYS:HZ3	2.11	0.59
1:C:863:TYR:O	1:C:866:HIS:ND1	2.36	0.59
1:D:745:ILE:CB	1:M:867:PHE:HZ	2.16	0.59
1:A:863:TYR:O	1:A:866:HIS:ND1	2.36	0.59
1:B:866:HIS:O	1:C:860:PHE:HB3	2.03	0.59
1:K:444:GLU:CD	1:D:321:MET:HE2	2.23	0.59
1:P:455:MET:O	1:P:461:ARG:NH2	2.35	0.59
1:P:472:ALA:HB2	1:P:482:ILE:HD13	1.83	0.59
1:B:408:SER:OG	1:E:489:LYS:HG2	2.02	0.58
1:B:866:HIS:O	1:C:860:PHE:CD2	2.55	0.58
1:L:301:LYS:NZ	1:L:398:ASP:OD1	2.36	0.58
1:K:444:GLU:OE1	1:D:297:GLN:CG	2.51	0.58
1:D:863:TYR:O	1:D:866:HIS:ND1	2.36	0.58
1:L:230:GLN:OE1	1:I:228:LYS:HG3	2.03	0.58
1:E:863:TYR:O	1:E:866:HIS:ND1	2.36	0.58
1:H:863:TYR:O	1:H:866:HIS:ND1	2.36	0.58
1:I:863:TYR:O	1:I:866:HIS:ND1	2.36	0.58
1:J:863:TYR:O	1:J:866:HIS:ND1	2.36	0.58
1:B:863:TYR:OH	1:C:870:SER:N	2.35	0.58
1:L:578:TRP:O	1:L:582:TYR:N	2.34	0.58

Continued on next page...

Continued from previous page...

Atom-1	Atom-2	Interatomic distance (Å)	Clash overlap (Å)
1:R:472:ALA:HB2	1:R:482:ILE:HD13	1.83	0.58
1:B:234:GLU:OE1	1:G:236:LEU:CD2	2.38	0.58
1:B:455:MET:O	1:B:461:ARG:NH2	2.35	0.58
1:M:301:LYS:NZ	1:M:398:ASP:OD1	2.36	0.58
1:Q:302:THR:OG1	2:Q:1001:GDP:O3A	2.15	0.58
1:D:742:ASP:CA	1:M:867:PHE:CE1	2.80	0.58
1:P:867:PHE:CE1	1:J:745:ILE:HG22	2.37	0.58
1:A:870:SER:N	1:L:863:TYR:OH	2.35	0.58
1:B:408:SER:HB3	1:E:489:LYS:CG	2.33	0.58
1:B:408:SER:CA	1:E:489:LYS:O	2.51	0.58
1:N:302:THR:OG1	2:N:1002:GDP:O3A	2.15	0.58
1:B:231:ARG:NH1	1:G:239:GLU:OE2	2.28	0.58
1:L:302:THR:OG1	2:L:1001:GDP:O3A	2.15	0.57
1:M:578:TRP:O	1:M:582:TYR:N	2.34	0.57
1:D:869:ASP:OD1	1:M:738:LYS:HE3	2.04	0.57
1:L:448:VAL:HG22	1:L:448:VAL:O	2.05	0.57
1:H:436:ILE:HG23	1:H:467:THR:HG23	1.86	0.57
1:P:869:ASP:OD1	1:J:738:LYS:HE3	2.04	0.57
1:B:869:ASP:OD1	1:C:738:LYS:HE3	2.05	0.57
1:P:866:HIS:HB2	1:J:860:PHE:CE2	2.39	0.57
1:K:448:VAL:HG22	1:K:448:VAL:O	2.05	0.57
1:F:436:ILE:HG23	1:F:467:THR:HG23	1.86	0.57
1:A:436:ILE:HG23	1:A:467:THR:HG23	1.86	0.57
1:A:869:ASP:CG	1:L:738:LYS:HB2	2.24	0.57
1:C:436:ILE:HG23	1:C:467:THR:HG23	1.86	0.57
1:D:960:LYS:HD3	1:P:250:LYS:HZ3	1.66	0.57
1:Q:448:VAL:O	1:Q:448:VAL:HG22	2.05	0.57
1:J:436:ILE:HG23	1:J:467:THR:HG23	1.86	0.57
1:O:302:THR:OG1	2:O:1001:GDP:O3A	2.15	0.57
1:P:448:VAL:HG22	1:P:448:VAL:O	2.05	0.57
1:N:448:VAL:HG22	1:N:448:VAL:O	2.05	0.57
1:R:448:VAL:O	1:R:448:VAL:HG22	2.05	0.57
1:L:231:ARG:HB3	1:I:236:LEU:HD13	1.87	0.57
1:D:860:PHE:HB3	1:M:866:HIS:O	2.04	0.57
1:M:448:VAL:O	1:M:448:VAL:HG22	2.05	0.57
1:P:863:TYR:HA	1:J:860:PHE:HE2	1.69	0.57
1:A:321:MET:HE2	1:N:444:GLU:CD	2.25	0.56
1:A:738:LYS:CE	1:L:869:ASP:OD1	2.53	0.56
1:I:436:ILE:HG23	1:I:467:THR:HG23	1.86	0.56
1:N:301:LYS:NZ	1:N:398:ASP:OD1	2.36	0.56
1:A:236:LEU:HD13	1:P:231:ARG:CB	2.35	0.56

Continued on next page...

Continued from previous page...

Atom-1	Atom-2	Interatomic distance (Å)	Clash overlap (Å)
1:C:231:ARG:HB3	1:R:230:GLN:HG3	1.87	0.56
1:D:821:LEU:HD13	1:D:828:VAL:HG21	1.87	0.56
1:G:436:ILE:HG23	1:G:467:THR:HG23	1.86	0.56
1:P:866:HIS:O	1:J:860:PHE:HB3	2.04	0.56
1:A:318:SER:HB2	1:N:478:SER:HA	1.87	0.56
1:J:764:GLU:O	1:J:768:GLY:N	2.38	0.56
1:R:301:LYS:NZ	1:R:398:ASP:OD1	2.36	0.56
1:L:231:ARG:CB	1:I:236:LEU:HD13	2.36	0.56
1:M:302:THR:OG1	2:M:1001:GDP:O3A	2.15	0.56
1:H:764:GLU:O	1:H:768:GLY:N	2.38	0.56
1:B:408:SER:N	1:E:489:LYS:O	2.38	0.56
1:O:448:VAL:O	1:O:448:VAL:HG22	2.05	0.56
1:A:869:ASP:OD2	1:L:738:LYS:HB2	2.06	0.56
1:B:448:VAL:HG22	1:B:448:VAL:O	2.05	0.56
1:B:863:TYR:CD2	1:C:869:ASP:HA	2.38	0.56
1:B:938:ASP:O	1:B:942:VAL:HG23	2.06	0.56
1:B:231:ARG:HG2	1:G:236:LEU:HB2	1.87	0.55
1:O:938:ASP:O	1:O:942:VAL:HG23	2.07	0.55
1:B:231:ARG:HG2	1:G:236:LEU:CD1	2.36	0.55
1:P:863:TYR:CZ	1:J:870:SER:N	2.74	0.55
1:B:867:PHE:HZ	1:C:745:ILE:HB	1.67	0.55
1:E:467:THR:HG22	1:E:468:LYS:CG	2.37	0.55
1:H:268:TYR:OH	1:H:289:PRO:O	2.25	0.55
1:P:267:MET:O	1:P:271:VAL:HG23	2.07	0.55
1:B:408:SER:HG	1:E:490:LEU:HG	1.72	0.54
1:N:586:ARG:O	1:N:588:LEU:N	2.40	0.54
1:J:268:TYR:OH	1:J:289:PRO:O	2.25	0.54
1:R:267:MET:O	1:R:271:VAL:HG23	2.07	0.54
1:A:297:GLN:CG	1:N:444:GLU:OE1	2.55	0.54
1:B:807:ALA:O	1:B:837:TRP:NE1	2.36	0.54
1:B:867:PHE:CZ	1:C:741:TRP:C	2.79	0.54
1:K:267:MET:O	1:K:271:VAL:HG23	2.07	0.54
1:P:586:ARG:O	1:P:588:LEU:N	2.40	0.54
1:K:586:ARG:O	1:K:588:LEU:N	2.40	0.54
1:L:267:MET:O	1:L:271:VAL:HG23	2.07	0.54
1:M:267:MET:O	1:M:271:VAL:HG23	2.07	0.54
1:R:586:ARG:O	1:R:588:LEU:N	2.40	0.54
1:L:586:ARG:O	1:L:588:LEU:N	2.40	0.54
1:N:267:MET:O	1:N:271:VAL:HG23	2.07	0.54
1:A:475:ASN:HA	1:N:505:LYS:HB3	1.88	0.54
1:M:586:ARG:O	1:M:588:LEU:N	2.40	0.54

Continued on next page...

Continued from previous page...

Atom-1	Atom-2	Interatomic distance (Å)	Clash overlap (Å)
1:G:268:TYR:OH	1:G:289:PRO:O	2.25	0.54
1:D:268:TYR:OH	1:D:289:PRO:O	2.25	0.54
1:E:268:TYR:OH	1:E:289:PRO:O	2.25	0.54
1:A:297:GLN:CD	1:N:444:GLU:OE1	2.47	0.54
1:B:231:ARG:HA	1:G:236:LEU:HD22	1.89	0.54
1:B:408:SER:CA	1:E:489:LYS:HG2	2.37	0.54
1:B:866:HIS:HB2	1:C:860:PHE:CE2	2.43	0.54
1:Q:267:MET:O	1:Q:271:VAL:HG23	2.07	0.54
1:A:268:TYR:OH	1:A:289:PRO:O	2.25	0.54
1:A:481:ARG:CZ	1:A:485:ILE:HD11	2.38	0.54
1:O:264:LEU:HD22	1:O:955:ALA:HB1	1.90	0.54
1:A:745:ILE:HG22	1:L:867:PHE:CZ	2.43	0.54
1:C:268:TYR:OH	1:C:289:PRO:O	2.25	0.54
1:P:301:LYS:NZ	1:P:398:ASP:OD1	2.36	0.54
1:D:741:TRP:O	1:M:867:PHE:HZ	1.84	0.53
1:L:230:GLN:HG3	1:I:231:ARG:HB3	1.91	0.53
1:F:268:TYR:OH	1:F:289:PRO:O	2.25	0.53
1:F:657:LEU:O	1:F:661:THR:N	2.36	0.53
1:R:309:ALA:O	1:R:311:ALA:N	2.40	0.53
1:A:410:MET:SD	1:N:444:GLU:HG2	2.48	0.53
1:D:741:TRP:O	1:M:867:PHE:CE1	2.61	0.53
1:M:309:ALA:O	1:M:311:ALA:N	2.40	0.53
1:M:328:LYS:N	1:M:382:ILE:O	2.31	0.53
1:G:860:PHE:H	1:G:860:PHE:HD2	1.55	0.53
1:H:657:LEU:O	1:H:661:THR:N	2.36	0.53
1:L:231:ARG:HG2	1:I:236:LEU:HB2	1.91	0.53
1:O:586:ARG:O	1:O:588:LEU:N	2.40	0.53
1:O:807:ALA:O	1:O:837:TRP:NE1	2.36	0.53
1:I:268:TYR:OH	1:I:289:PRO:O	2.25	0.53
1:K:938:ASP:O	1:K:942:VAL:HG23	2.09	0.53
1:D:860:PHE:HE2	1:M:863:TYR:HA	1.71	0.53
1:K:490:LEU:HB3	1:D:407:THR:HB	1.89	0.53
1:D:764:GLU:O	1:D:768:GLY:N	2.38	0.53
1:G:764:GLU:O	1:G:768:GLY:N	2.38	0.53
1:P:867:PHE:HZ	1:J:745:ILE:CB	2.21	0.53
1:Q:301:LYS:NZ	1:Q:398:ASP:OD1	2.36	0.53
1:Q:938:ASP:O	1:Q:942:VAL:HG23	2.09	0.53
1:A:860:PHE:HE2	1:L:863:TYR:HA	1.73	0.53
1:Q:807:ALA:O	1:Q:837:TRP:NE1	2.36	0.53
1:R:682:SER:O	1:R:686:THR:HG22	2.09	0.53
1:A:860:PHE:HB3	1:L:867:PHE:O	2.08	0.53

Continued on next page...

Continued from previous page...

Atom-1	Atom-2	Interatomic distance (Å)	Clash overlap (Å)
1:L:309:ALA:O	1:L:311:ALA:N	2.40	0.53
1:L:938:ASP:O	1:L:942:VAL:HG23	2.09	0.53
1:M:938:ASP:O	1:M:942:VAL:HG23	2.09	0.53
1:N:682:SER:O	1:N:686:THR:HG22	2.09	0.53
1:G:860:PHE:N	1:G:860:PHE:CD2	2.76	0.53
1:P:938:ASP:O	1:P:942:VAL:HG23	2.09	0.53
1:Q:586:ARG:O	1:Q:588:LEU:N	2.40	0.53
1:P:682:SER:O	1:P:686:THR:HG22	2.09	0.53
1:K:682:SER:O	1:K:686:THR:HG22	2.09	0.52
1:G:657:LEU:O	1:G:661:THR:N	2.36	0.52
1:A:403:ILE:HG21	1:N:444:GLU:HB3	1.88	0.52
1:A:407:THR:CB	1:N:490:LEU:O	2.49	0.52
1:A:869:ASP:HA	1:L:863:TYR:CZ	2.38	0.52
1:C:236:LEU:HD13	1:R:231:ARG:HB3	1.90	0.52
1:E:657:LEU:O	1:E:661:THR:N	2.36	0.52
1:E:764:GLU:O	1:E:768:GLY:N	2.38	0.52
1:Q:534:LEU:HD23	1:Q:539:VAL:HG22	1.92	0.52
1:B:407:THR:HB	1:E:490:LEU:HA	1.89	0.52
1:K:807:ALA:O	1:K:837:TRP:NE1	2.36	0.52
1:L:534:LEU:HD23	1:L:539:VAL:HG22	1.92	0.52
1:L:807:ALA:O	1:L:837:TRP:NE1	2.36	0.52
1:E:406:VAL:HG21	1:E:412:PRO:O	2.09	0.52
1:I:764:GLU:O	1:I:768:GLY:N	2.38	0.52
1:B:231:ARG:HG2	1:G:236:LEU:CB	2.39	0.52
1:P:869:ASP:OD1	1:J:738:LYS:CD	2.57	0.52
1:B:220:GLU:HG2	1:K:562:GLN:HG2	1.89	0.52
1:B:309:ALA:O	1:B:311:ALA:N	2.40	0.52
1:B:863:TYR:CZ	1:C:870:SER:N	2.77	0.52
1:B:874:CYS:SG	1:B:877:VAL:HG23	2.50	0.52
1:K:534:LEU:HD23	1:K:539:VAL:HG22	1.92	0.52
1:L:874:CYS:SG	1:L:877:VAL:HG23	2.50	0.52
1:M:874:CYS:SG	1:M:877:VAL:HG23	2.50	0.52
1:N:807:ALA:O	1:N:837:TRP:NE1	2.36	0.52
1:O:682:SER:O	1:O:686:THR:HG22	2.09	0.52
1:Q:682:SER:O	1:Q:686:THR:HG22	2.09	0.52
1:B:534:LEU:HD23	1:B:539:VAL:HG22	1.92	0.52
1:B:682:SER:O	1:B:686:THR:HG22	2.09	0.52
1:D:869:ASP:HA	1:M:863:TYR:CZ	2.37	0.52
1:E:770:ASP:OD1	1:E:771:TRP:N	2.41	0.52
1:M:534:LEU:HD23	1:M:539:VAL:HG22	1.92	0.52
1:M:807:ALA:O	1:M:837:TRP:NE1	2.36	0.52

Continued on next page...

Continued from previous page...

Atom-1	Atom-2	Interatomic distance (Å)	Clash overlap (Å)
1:O:874:CYS:SG	1:O:877:VAL:HG23	2.50	0.52
1:P:874:CYS:SG	1:P:877:VAL:HG23	2.50	0.52
1:N:534:LEU:HD23	1:N:539:VAL:HG22	1.92	0.52
1:O:534:LEU:HD23	1:O:539:VAL:HG22	1.92	0.52
1:P:534:LEU:HD23	1:P:539:VAL:HG22	1.92	0.52
1:P:867:PHE:CZ	1:J:741:TRP:C	2.81	0.52
1:R:874:CYS:SG	1:R:877:VAL:HG23	2.50	0.52
1:R:938:ASP:O	1:R:942:VAL:HG23	2.09	0.52
1:B:836:THR:O	1:B:840:VAL:HG22	2.10	0.52
1:L:231:ARG:HA	1:I:236:LEU:HD22	1.92	0.52
1:N:938:ASP:O	1:N:942:VAL:HG23	2.09	0.52
1:Q:874:CYS:SG	1:Q:877:VAL:HG23	2.50	0.52
1:R:807:ALA:O	1:R:837:TRP:NE1	2.36	0.52
1:B:220:GLU:CD	1:K:562:GLN:HE21	2.14	0.52
1:K:874:CYS:SG	1:K:877:VAL:HG23	2.50	0.52
1:L:234:GLU:CD	1:I:236:LEU:HD23	2.27	0.52
1:M:836:THR:O	1:M:840:VAL:HG22	2.10	0.52
1:N:309:ALA:O	1:N:311:ALA:N	2.40	0.52
1:N:836:THR:O	1:N:840:VAL:HG22	2.10	0.52
1:K:309:ALA:O	1:K:311:ALA:N	2.40	0.52
1:K:444:GLU:OE2	1:D:321:MET:HE3	2.09	0.52
1:M:682:SER:O	1:M:686:THR:HG22	2.09	0.52
1:O:836:THR:O	1:O:840:VAL:HG22	2.10	0.52
1:R:534:LEU:HD23	1:R:539:VAL:HG22	1.92	0.52
1:E:262:LYS:O	1:E:265:ILE:HG22	2.10	0.51
1:E:467:THR:HG22	1:E:468:LYS:HG3	1.92	0.51
1:N:874:CYS:SG	1:N:877:VAL:HG23	2.50	0.51
1:P:807:ALA:O	1:P:837:TRP:NE1	2.36	0.51
1:A:262:LYS:O	1:A:265:ILE:HG22	2.10	0.51
1:B:866:HIS:HE2	1:C:741:TRP:HZ2	1.55	0.51
1:K:217:GLN:HA	1:N:562:GLN:HG3	1.91	0.51
1:K:328:LYS:N	1:K:382:ILE:O	2.31	0.51
1:P:836:THR:O	1:P:840:VAL:HG22	2.10	0.51
1:L:682:SER:O	1:L:686:THR:HG22	2.09	0.51
1:H:262:LYS:O	1:H:265:ILE:HG22	2.10	0.51
1:Q:601:ILE:HG23	1:Q:685:MET:SD	2.51	0.51
1:R:836:THR:O	1:R:840:VAL:HG22	2.10	0.51
1:B:819:LYS:HE2	1:H:813:GLU:HA	1.93	0.51
1:B:867:PHE:HZ	1:C:745:ILE:CB	2.21	0.51
1:I:262:LYS:O	1:I:265:ILE:HG22	2.10	0.51
1:M:601:ILE:HG23	1:M:685:MET:SD	2.50	0.51

Continued on next page...

Continued from previous page...

Atom-1	Atom-2	Interatomic distance (Å)	Clash overlap (Å)
1:F:764:GLU:O	1:F:768:GLY:N	2.38	0.51
1:O:309:ALA:O	1:O:311:ALA:N	2.40	0.51
1:P:867:PHE:CE1	1:J:741:TRP:O	2.61	0.51
1:C:262:LYS:O	1:C:265:ILE:HG22	2.10	0.51
1:C:764:GLU:O	1:C:768:GLY:N	2.38	0.51
1:L:876:ASP:OD1	1:L:877:VAL:N	2.44	0.51
1:M:876:ASP:OD1	1:M:877:VAL:N	2.44	0.51
1:G:262:LYS:O	1:G:265:ILE:HG22	2.11	0.51
1:P:876:ASP:OD1	1:P:877:VAL:N	2.44	0.51
1:Q:876:ASP:OD1	1:Q:877:VAL:N	2.44	0.51
1:B:876:ASP:OD1	1:B:877:VAL:N	2.44	0.51
1:K:748:MET:HE2	1:K:877:VAL:HG22	1.93	0.51
1:H:770:ASP:OD1	1:H:771:TRP:N	2.41	0.51
1:P:601:ILE:HG23	1:P:685:MET:SD	2.50	0.51
1:K:819:LYS:HE2	1:J:813:GLU:HA	1.92	0.51
1:K:876:ASP:OD1	1:K:877:VAL:N	2.44	0.51
1:O:876:ASP:OD1	1:O:877:VAL:N	2.44	0.51
1:R:876:ASP:OD1	1:R:877:VAL:N	2.44	0.51
1:C:236:LEU:HD13	1:R:231:ARG:CG	2.40	0.51
1:K:836:THR:O	1:K:840:VAL:HG22	2.10	0.51
1:E:660:TRP:CH2	1:E:665:LEU:HD21	2.46	0.51
1:I:660:TRP:CH2	1:I:665:LEU:HD21	2.46	0.51
1:Q:259:LYS:HG3	1:Q:260:LEU:HD12	1.93	0.51
1:Q:309:ALA:O	1:Q:311:ALA:N	2.40	0.51
1:Q:836:THR:O	1:Q:840:VAL:HG22	2.10	0.51
1:J:657:LEU:O	1:J:661:THR:N	2.36	0.51
1:R:601:ILE:HG23	1:R:685:MET:SD	2.51	0.51
1:B:868:VAL:O	1:C:738:LYS:HD2	2.11	0.50
1:F:262:LYS:O	1:F:265:ILE:HG22	2.10	0.50
1:N:876:ASP:OD1	1:N:877:VAL:N	2.44	0.50
1:O:601:ILE:HG23	1:O:685:MET:SD	2.50	0.50
1:Q:866:HIS:HB2	1:Q:867:PHE:CE2	2.46	0.50
1:A:764:GLU:O	1:A:768:GLY:N	2.38	0.50
1:F:660:TRP:CH2	1:F:665:LEU:HD21	2.46	0.50
1:A:770:ASP:OD1	1:A:771:TRP:N	2.41	0.50
1:A:860:PHE:HD2	1:L:866:HIS:O	1.92	0.50
1:B:601:ILE:HG23	1:B:685:MET:SD	2.50	0.50
1:M:259:LYS:HG3	1:M:260:LEU:HD12	1.92	0.50
1:J:660:TRP:CH2	1:J:665:LEU:HD21	2.46	0.50
1:B:407:THR:HG22	1:E:492:PRO:CD	2.41	0.50
1:K:601:ILE:HG23	1:K:685:MET:SD	2.50	0.50

Continued on next page...

Continued from previous page...

Atom-1	Atom-2	Interatomic distance (Å)	Clash overlap (Å)
1:D:657:LEU:O	1:D:661:THR:N	2.36	0.50
1:D:660:TRP:CH2	1:D:665:LEU:HD21	2.46	0.50
1:L:836:THR:O	1:L:840:VAL:HG22	2.10	0.50
1:N:601:ILE:HG23	1:N:685:MET:SD	2.51	0.50
1:G:660:TRP:CH2	1:G:665:LEU:HD21	2.46	0.50
1:G:770:ASP:OD1	1:G:771:TRP:N	2.41	0.50
1:I:657:LEU:O	1:I:661:THR:N	2.36	0.50
1:A:860:PHE:CB	1:L:867:PHE:O	2.59	0.50
1:K:259:LYS:HG3	1:K:260:LEU:HD12	1.92	0.50
1:D:262:LYS:O	1:D:265:ILE:HG22	2.10	0.50
1:G:275:LEU:HD13	1:G:288:LEU:HD22	1.94	0.50
1:C:660:TRP:CH2	1:C:665:LEU:HD21	2.46	0.50
1:P:309:ALA:O	1:P:311:ALA:N	2.40	0.50
1:Q:328:LYS:N	1:Q:382:ILE:O	2.31	0.50
1:L:601:ILE:HG23	1:L:685:MET:SD	2.50	0.50
1:H:660:TRP:CH2	1:H:665:LEU:HD21	2.46	0.50
1:J:770:ASP:OD1	1:J:771:TRP:N	2.41	0.50
1:R:259:LYS:HG3	1:R:260:LEU:HD12	1.92	0.50
1:A:660:TRP:CH2	1:A:665:LEU:HD21	2.46	0.50
1:K:444:GLU:HB3	1:D:403:ILE:HG21	1.88	0.50
1:L:259:LYS:HG3	1:L:260:LEU:HD12	1.93	0.50
1:E:275:LEU:HD13	1:E:288:LEU:HD22	1.94	0.50
1:N:259:LYS:HG3	1:N:260:LEU:HD12	1.93	0.50
1:I:275:LEU:HD13	1:I:288:LEU:HD22	1.94	0.50
1:J:262:LYS:O	1:J:265:ILE:HG22	2.11	0.50
1:R:748:MET:HE2	1:R:877:VAL:HG22	1.94	0.50
1:A:860:PHE:HB3	1:L:866:HIS:O	2.12	0.49
1:B:259:LYS:HG3	1:B:260:LEU:HD12	1.92	0.49
1:F:275:LEU:HD13	1:F:288:LEU:HD22	1.94	0.49
1:A:236:LEU:CD1	1:P:231:ARG:HG2	2.40	0.49
1:A:745:ILE:HG21	1:L:867:PHE:CZ	2.38	0.49
1:B:212:LYS:HZ3	1:K:569:ALA:HA	1.76	0.49
1:B:738:LYS:HB2	1:C:869:ASP:OD2	2.13	0.49
1:K:441:VAL:CG1	1:D:441:VAL:HG11	2.42	0.49
1:A:745:ILE:CB	1:L:867:PHE:HZ	2.18	0.49
1:H:275:LEU:HD13	1:H:288:LEU:HD22	1.94	0.49
1:B:738:LYS:HE2	1:C:867:PHE:O	2.11	0.49
1:P:522:PHE:O	1:P:526:SER:HB3	2.13	0.49
1:P:738:LYS:HB2	1:J:869:ASP:OD2	2.13	0.49
1:K:444:GLU:OE2	1:D:321:MET:HE2	2.12	0.49
1:K:522:PHE:O	1:K:526:SER:HB3	2.13	0.49

Continued on next page...

Continued from previous page...

Atom-1	Atom-2	Interatomic distance (Å)	Clash overlap (Å)
1:L:502:VAL:HG22	1:L:523:PHE:CZ	2.48	0.49
1:F:787:VAL:HG13	1:F:828:VAL:HG22	1.94	0.49
1:P:863:TYR:CZ	1:J:869:ASP:HA	2.41	0.49
1:Q:522:PHE:O	1:Q:526:SER:HB3	2.13	0.49
1:B:502:VAL:HG22	1:B:523:PHE:CZ	2.48	0.49
1:B:869:ASP:OD1	1:C:738:LYS:CD	2.60	0.49
1:C:787:VAL:HG13	1:C:828:VAL:HG22	1.94	0.49
1:D:337:HIS:O	1:D:350:LEU:HD11	2.13	0.49
1:D:869:ASP:OD2	1:M:738:LYS:HB2	2.13	0.49
1:E:337:HIS:O	1:E:350:LEU:HD11	2.13	0.49
1:M:522:PHE:O	1:M:526:SER:HB3	2.13	0.49
1:M:597:ALA:HB3	1:M:700:LEU:HD23	1.95	0.49
1:N:328:LYS:N	1:N:382:ILE:O	2.31	0.49
1:G:337:HIS:O	1:G:350:LEU:HD11	2.13	0.49
1:R:328:LYS:N	1:R:382:ILE:O	2.31	0.49
1:A:236:LEU:HB2	1:P:231:ARG:HG2	1.93	0.49
1:L:597:ALA:HB3	1:L:700:LEU:HD23	1.95	0.49
1:N:502:VAL:HG22	1:N:523:PHE:CZ	2.48	0.49
1:O:502:VAL:HG22	1:O:523:PHE:CZ	2.48	0.49
1:I:337:HIS:O	1:I:350:LEU:HD11	2.13	0.49
1:Q:502:VAL:HG22	1:Q:523:PHE:CZ	2.48	0.49
1:B:522:PHE:O	1:B:526:SER:HB3	2.13	0.49
1:B:597:ALA:HB3	1:B:700:LEU:HD23	1.95	0.49
1:C:275:LEU:HD13	1:C:288:LEU:HD22	1.94	0.49
1:K:597:ALA:HB3	1:K:700:LEU:HD23	1.95	0.49
1:K:661:THR:HA	1:K:665:LEU:HB3	1.94	0.49
1:D:275:LEU:HD13	1:D:288:LEU:HD22	1.94	0.49
1:D:279:ASP:OD2	1:D:284:THR:OG1	2.29	0.49
1:E:279:ASP:OD2	1:E:284:THR:OG1	2.29	0.49
1:E:406:VAL:HG11	1:E:412:PRO:HA	1.95	0.49
1:P:328:LYS:N	1:P:382:ILE:O	2.31	0.49
1:P:597:ALA:HB3	1:P:700:LEU:HD23	1.95	0.49
1:Q:661:THR:HA	1:Q:665:LEU:HB3	1.94	0.49
1:R:502:VAL:HG22	1:R:523:PHE:CZ	2.48	0.49
1:A:279:ASP:OD2	1:A:284:THR:OG1	2.29	0.49
1:A:787:VAL:HG13	1:A:828:VAL:HG22	1.94	0.49
1:K:502:VAL:HG22	1:K:523:PHE:CZ	2.48	0.49
1:L:522:PHE:O	1:L:526:SER:HB3	2.13	0.49
1:M:661:THR:HA	1:M:665:LEU:HB3	1.94	0.49
1:N:597:ALA:HB3	1:N:700:LEU:HD23	1.95	0.49
1:N:661:THR:HA	1:N:665:LEU:HB3	1.94	0.49

Continued on next page...

Continued from previous page...

Atom-1	Atom-2	Interatomic distance (Å)	Clash overlap (Å)
1:G:519:GLU:OE2	1:G:541:THR:OG1	2.31	0.49
1:J:275:LEU:HD13	1:J:288:LEU:HD22	1.94	0.49
1:J:337:HIS:O	1:J:350:LEU:HD11	2.13	0.49
1:R:597:ALA:HB3	1:R:700:LEU:HD23	1.95	0.49
1:R:661:THR:HA	1:R:665:LEU:HB3	1.94	0.49
1:A:475:ASN:HA	1:N:505:LYS:CB	2.43	0.49
1:A:741:TRP:O	1:L:867:PHE:HZ	1.84	0.49
1:C:279:ASP:OD2	1:C:284:THR:OG1	2.29	0.49
1:E:519:GLU:OE2	1:E:541:THR:OG1	2.31	0.49
1:M:502:VAL:HG22	1:M:523:PHE:CZ	2.48	0.49
1:G:741:TRP:CD1	1:Q:866:HIS:HA	2.48	0.49
1:O:597:ALA:HB3	1:O:700:LEU:HD23	1.95	0.49
1:P:259:LYS:HG3	1:P:260:LEU:HD12	1.93	0.49
1:Q:597:ALA:HB3	1:Q:700:LEU:HD23	1.95	0.49
1:A:337:HIS:O	1:A:350:LEU:HD11	2.13	0.48
1:G:787:VAL:HG13	1:G:828:VAL:HG22	1.94	0.48
1:O:661:THR:HA	1:O:665:LEU:HB3	1.94	0.48
1:H:565:ASP:OD2	1:J:209:VAL:CG1	2.49	0.48
1:K:444:GLU:OE1	1:D:297:GLN:CD	2.52	0.48
1:N:522:PHE:O	1:N:526:SER:HB3	2.13	0.48
1:O:301:LYS:NZ	1:O:398:ASP:OD1	2.36	0.48
1:Q:590:ARG:HA	1:Q:928:LEU:HD13	1.95	0.48
1:A:742:ASP:CA	1:L:867:PHE:CE1	2.87	0.48
1:B:661:THR:HA	1:B:665:LEU:HB3	1.94	0.48
1:L:590:ARG:HA	1:L:928:LEU:HD13	1.95	0.48
1:I:787:VAL:HG13	1:I:828:VAL:HG22	1.94	0.48
1:B:590:ARG:HA	1:B:928:LEU:HD13	1.95	0.48
1:D:519:GLU:OE2	1:D:541:THR:OG1	2.31	0.48
1:E:787:VAL:HG13	1:E:828:VAL:HG22	1.94	0.48
1:F:279:ASP:OD2	1:F:284:THR:OG1	2.29	0.48
1:F:770:ASP:OD1	1:F:771:TRP:N	2.41	0.48
1:A:741:TRP:C	1:L:867:PHE:CE1	2.87	0.48
1:C:337:HIS:O	1:C:350:LEU:HD11	2.13	0.48
1:K:590:ARG:HA	1:K:928:LEU:HD13	1.95	0.48
1:N:590:ARG:HA	1:N:928:LEU:HD13	1.95	0.48
1:G:402:VAL:HA	1:G:418:ILE:HG21	1.95	0.48
1:O:590:ARG:HA	1:O:928:LEU:HD13	1.95	0.48
1:I:402:VAL:HA	1:I:418:ILE:HG21	1.95	0.48
1:R:522:PHE:O	1:R:526:SER:HB3	2.13	0.48
1:D:813:GLU:HA	1:Q:819:LYS:HE2	1.95	0.48
1:L:661:THR:HA	1:L:665:LEU:HB3	1.94	0.48

Continued on next page...

Continued from previous page...

Atom-1	Atom-2	Interatomic distance (Å)	Clash overlap (Å)
1:M:590:ARG:HA	1:M:928:LEU:HD13	1.95	0.48
1:O:522:PHE:O	1:O:526:SER:HB3	2.13	0.48
1:P:661:THR:HA	1:P:665:LEU:HB3	1.94	0.48
1:B:407:THR:HG22	1:E:492:PRO:HD3	1.95	0.48
1:P:502:VAL:HG22	1:P:523:PHE:CZ	2.48	0.48
1:A:275:LEU:HD13	1:A:288:LEU:HD22	1.94	0.48
1:B:234:GLU:CD	1:G:232:ILE:HD12	2.34	0.48
1:D:738:LYS:CE	1:M:869:ASP:OD1	2.61	0.48
1:A:321:MET:CE	1:N:444:GLU:OE2	2.61	0.48
1:B:328:LYS:N	1:B:382:ILE:O	2.31	0.48
1:F:337:HIS:O	1:F:350:LEU:HD11	2.13	0.48
1:O:291:VAL:HG13	1:O:548:VAL:HG11	1.96	0.48
1:O:925:ILE:O	1:O:929:THR:HG23	2.14	0.48
1:P:590:ARG:HA	1:P:928:LEU:HD13	1.95	0.48
1:B:867:PHE:CE1	1:C:741:TRP:O	2.62	0.48
1:K:444:GLU:CD	1:D:321:MET:CE	2.82	0.48
1:K:444:GLU:HG2	1:D:410:MET:SD	2.54	0.48
1:D:402:VAL:HA	1:D:418:ILE:HG21	1.96	0.48
1:L:227:LEU:HB3	1:I:235:ARG:HG3	1.96	0.48
1:A:657:LEU:O	1:A:661:THR:N	2.36	0.47
1:B:484:GLN:OE1	1:B:490:LEU:HD21	2.14	0.47
1:K:439:GLY:HA2	1:K:466:LEU:HD11	1.96	0.47
1:M:598:LYS:HG3	1:M:914:LEU:HD13	1.96	0.47
1:M:925:ILE:O	1:M:929:THR:HG23	2.14	0.47
1:O:598:LYS:HG3	1:O:914:LEU:HD13	1.96	0.47
1:H:337:HIS:O	1:H:350:LEU:HD11	2.13	0.47
1:R:467:THR:HA	1:R:501:VAL:HB	1.96	0.47
1:A:821:LEU:HD13	1:A:828:VAL:HG21	1.96	0.47
1:D:770:ASP:OD1	1:D:771:TRP:N	2.41	0.47
1:O:328:LYS:N	1:O:382:ILE:O	2.31	0.47
1:P:467:THR:HA	1:P:501:VAL:HB	1.96	0.47
1:Q:587:GLU:HA	1:Q:936:ALA:HB1	1.97	0.47
1:Q:925:ILE:O	1:Q:929:THR:HG23	2.14	0.47
1:A:402:VAL:HA	1:A:418:ILE:HG21	1.96	0.47
1:C:593:LEU:HD21	1:C:696:ILE:CD1	2.45	0.47
1:K:446:SER:HB3	1:D:405:THR:HG21	1.96	0.47
1:L:587:GLU:HA	1:L:936:ALA:HB1	1.97	0.47
1:L:925:ILE:O	1:L:929:THR:HG23	2.14	0.47
1:N:925:ILE:O	1:N:929:THR:HG23	2.14	0.47
1:C:402:VAL:HA	1:C:418:ILE:HG21	1.96	0.47
1:K:587:GLU:HA	1:K:936:ALA:HB1	1.97	0.47

Continued on next page...

Continued from previous page...

Atom-1	Atom-2	Interatomic distance (Å)	Clash overlap (Å)
1:K:598:LYS:HG3	1:K:914:LEU:HD13	1.96	0.47
1:K:748:MET:HE1	1:K:876:ASP:CG	2.35	0.47
1:F:593:LEU:HD21	1:F:696:ILE:CD1	2.45	0.47
1:R:590:ARG:HA	1:R:928:LEU:HD13	1.95	0.47
1:R:925:ILE:O	1:R:929:THR:HG23	2.14	0.47
1:B:748:MET:HE2	1:B:877:VAL:HG22	1.95	0.47
1:D:625:TRP:O	1:D:629:SER:N	2.48	0.47
1:L:328:LYS:N	1:L:382:ILE:O	2.31	0.47
1:E:625:TRP:O	1:E:629:SER:N	2.48	0.47
1:M:587:GLU:HA	1:M:936:ALA:HB1	1.97	0.47
1:N:467:THR:HA	1:N:501:VAL:HB	1.96	0.47
1:N:587:GLU:HA	1:N:936:ALA:HB1	1.97	0.47
1:A:625:TRP:O	1:A:629:SER:N	2.48	0.47
1:A:813:GLU:HA	1:O:819:LYS:HE2	1.95	0.47
1:C:625:TRP:O	1:C:629:SER:N	2.48	0.47
1:G:593:LEU:HD21	1:G:696:ILE:CD1	2.45	0.47
1:G:625:TRP:O	1:G:629:SER:N	2.48	0.47
1:O:467:THR:HA	1:O:501:VAL:HB	1.96	0.47
1:P:925:ILE:O	1:P:929:THR:HG23	2.14	0.47
1:I:593:LEU:HD21	1:I:696:ILE:CD1	2.45	0.47
1:Q:598:LYS:HG3	1:Q:914:LEU:HD13	1.96	0.47
1:A:236:LEU:HD22	1:P:231:ARG:HA	1.97	0.47
1:A:593:LEU:HD21	1:A:696:ILE:CD1	2.45	0.47
1:B:217:GLN:HA	1:K:562:GLN:HG3	1.95	0.47
1:C:519:GLU:OE2	1:C:541:THR:OG1	2.31	0.47
1:C:585:LEU:HD13	1:C:588:LEU:HD22	1.97	0.47
1:C:770:ASP:OD1	1:C:771:TRP:N	2.41	0.47
1:D:585:LEU:HD13	1:D:588:LEU:HD22	1.97	0.47
1:D:745:ILE:CG2	1:M:867:PHE:HZ	2.18	0.47
1:E:585:LEU:HD13	1:E:588:LEU:HD22	1.97	0.47
1:E:593:LEU:HD21	1:E:696:ILE:CD1	2.45	0.47
1:M:467:THR:HA	1:M:501:VAL:HB	1.96	0.47
1:M:856:CYS:HA	1:M:872:LEU:HD21	1.97	0.47
1:F:402:VAL:HA	1:F:418:ILE:HG21	1.96	0.47
1:F:585:LEU:HD13	1:F:588:LEU:HD22	1.97	0.47
1:F:625:TRP:O	1:F:629:SER:N	2.48	0.47
1:F:821:LEU:HD13	1:F:828:VAL:HG21	1.96	0.47
1:N:598:LYS:HG3	1:N:914:LEU:HD13	1.96	0.47
1:N:856:CYS:HA	1:N:872:LEU:HD21	1.97	0.47
1:O:587:GLU:HA	1:O:936:ALA:HB1	1.97	0.47
1:H:593:LEU:HD21	1:H:696:ILE:CD1	2.45	0.47

Continued on next page...

Continued from previous page...

Atom-1	Atom-2	Interatomic distance (Å)	Clash overlap (Å)
1:P:587:GLU:HA	1:P:936:ALA:HB1	1.97	0.47
1:I:585:LEU:HD13	1:I:588:LEU:HD22	1.97	0.47
1:Q:467:THR:HA	1:Q:501:VAL:HB	1.96	0.47
1:J:402:VAL:HA	1:J:418:ILE:HG21	1.95	0.47
1:R:587:GLU:HA	1:R:936:ALA:HB1	1.97	0.47
1:A:321:MET:CE	1:N:444:GLU:CD	2.83	0.47
1:K:444:GLU:HG2	1:D:410:MET:CE	2.45	0.47
1:O:856:CYS:HA	1:O:872:LEU:HD21	1.97	0.47
1:I:821:LEU:HD13	1:I:828:VAL:HG21	1.96	0.47
1:A:585:LEU:HD13	1:A:588:LEU:HD22	1.97	0.47
1:B:234:GLU:HB2	1:G:232:ILE:HG21	1.96	0.47
1:K:925:ILE:O	1:K:929:THR:HG23	2.14	0.47
1:L:598:LYS:HG3	1:L:914:LEU:HD13	1.96	0.47
1:G:585:LEU:HD13	1:G:588:LEU:HD22	1.97	0.47
1:H:519:GLU:OE2	1:H:541:THR:OG1	2.31	0.47
1:I:625:TRP:O	1:I:629:SER:N	2.48	0.47
1:J:585:LEU:HD13	1:J:588:LEU:HD22	1.97	0.47
1:C:821:LEU:HD13	1:C:828:VAL:HG21	1.96	0.47
1:K:441:VAL:CG1	1:D:441:VAL:CG1	2.90	0.47
1:L:467:THR:HA	1:L:501:VAL:HB	1.96	0.47
1:E:375:CYS:HA	1:E:411:ALA:HB3	1.97	0.47
1:G:375:CYS:HA	1:G:411:ALA:HB3	1.97	0.47
1:H:402:VAL:HA	1:H:418:ILE:HG21	1.96	0.47
1:H:625:TRP:O	1:H:629:SER:N	2.48	0.47
1:P:856:CYS:HA	1:P:872:LEU:HD21	1.97	0.47
1:R:748:MET:HE1	1:R:876:ASP:CG	2.35	0.47
1:A:375:CYS:HA	1:A:411:ALA:HB3	1.97	0.46
1:B:598:LYS:HG3	1:B:914:LEU:HD13	1.96	0.46
1:B:925:ILE:O	1:B:929:THR:HG23	2.14	0.46
1:D:375:CYS:HA	1:D:411:ALA:HB3	1.97	0.46
1:L:856:CYS:HA	1:L:872:LEU:HD21	1.97	0.46
1:E:513:GLU:OE1	1:E:513:GLU:N	2.44	0.46
1:H:585:LEU:HD13	1:H:588:LEU:HD22	1.97	0.46
1:I:375:CYS:HA	1:I:411:ALA:HB3	1.97	0.46
1:P:764:GLU:O	1:P:768:GLY:N	2.45	0.46
1:F:519:GLU:OE2	1:F:541:THR:OG1	2.31	0.46
1:J:593:LEU:HD21	1:J:696:ILE:CD1	2.45	0.46
1:J:637:TYR:HH	1:J:845:PHE:HZ	1.63	0.46
1:A:403:ILE:HG22	1:N:444:GLU:CB	2.22	0.46
1:D:593:LEU:HD21	1:D:696:ILE:CD1	2.45	0.46
1:L:231:ARG:HG2	1:I:236:LEU:CB	2.46	0.46

Continued on next page...

Continued from previous page...

Atom-1	Atom-2	Interatomic distance (Å)	Clash overlap (Å)
1:L:637:TYR:CD2	1:L:638:LEU:HD12	2.51	0.46
1:P:598:LYS:HG3	1:P:914:LEU:HD13	1.96	0.46
1:R:764:GLU:O	1:R:768:GLY:N	2.45	0.46
1:B:748:MET:HE1	1:B:876:ASP:CG	2.36	0.46
1:C:375:CYS:HA	1:C:411:ALA:HB3	1.98	0.46
1:K:484:GLN:OE1	1:K:490:LEU:HD21	2.16	0.46
1:M:637:TYR:CD2	1:M:638:LEU:HD12	2.51	0.46
1:N:722:LEU:HD22	1:N:890:THR:HG23	1.98	0.46
1:N:748:MET:HE2	1:N:877:VAL:HG22	1.97	0.46
1:O:637:TYR:CD2	1:O:638:LEU:HD12	2.51	0.46
1:P:217:GLN:HA	1:R:562:GLN:HG3	1.98	0.46
1:I:770:ASP:OD1	1:I:771:TRP:N	2.41	0.46
1:Q:637:TYR:CD2	1:Q:638:LEU:HD12	2.51	0.46
1:R:502:VAL:HG22	1:R:523:PHE:HZ	1.81	0.46
1:L:722:LEU:HD22	1:L:890:THR:HG23	1.98	0.46
1:M:722:LEU:HD22	1:M:890:THR:HG23	1.98	0.46
1:O:484:GLN:OE1	1:O:490:LEU:HD21	2.16	0.46
1:H:375:CYS:HA	1:H:411:ALA:HB3	1.97	0.46
1:J:225:THR:O	1:J:229:TYR:N	2.48	0.46
1:B:637:TYR:CD2	1:B:638:LEU:HD12	2.51	0.46
1:C:513:GLU:OE1	1:C:513:GLU:N	2.44	0.46
1:L:764:GLU:O	1:L:768:GLY:N	2.45	0.46
1:E:821:LEU:HD13	1:E:828:VAL:HG21	1.96	0.46
1:M:484:GLN:OE1	1:M:490:LEU:HD21	2.16	0.46
1:M:764:GLU:O	1:M:768:GLY:N	2.45	0.46
1:G:821:LEU:HD13	1:G:828:VAL:HG21	1.96	0.46
1:P:722:LEU:HD22	1:P:890:THR:HG23	1.98	0.46
1:P:867:PHE:HZ	1:J:745:ILE:CG2	2.17	0.46
1:J:625:TRP:O	1:J:629:SER:N	2.48	0.46
1:R:484:GLN:OE1	1:R:490:LEU:HD21	2.16	0.46
1:B:738:LYS:N	1:C:869:ASP:OD2	2.40	0.46
1:K:722:LEU:HD22	1:K:890:THR:HG23	1.98	0.46
1:K:764:GLU:O	1:K:768:GLY:N	2.45	0.46
1:L:484:GLN:OE1	1:L:490:LEU:HD21	2.16	0.46
1:P:502:VAL:HG22	1:P:523:PHE:HZ	1.81	0.46
1:B:241:LYS:NZ	1:G:221:GLU:OE1	2.44	0.46
1:B:502:VAL:HG22	1:B:523:PHE:HZ	1.81	0.46
1:L:502:VAL:HG22	1:L:523:PHE:HZ	1.81	0.46
1:L:748:MET:CE	1:L:877:VAL:HG22	2.46	0.46
1:F:375:CYS:HA	1:F:411:ALA:HB3	1.98	0.46
1:N:484:GLN:OE1	1:N:490:LEU:HD21	2.16	0.46

Continued on next page...

Continued from previous page...

Atom-1	Atom-2	Interatomic distance (Å)	Clash overlap (Å)
1:O:722:LEU:HD22	1:O:890:THR:HG23	1.98	0.46
1:H:456:ASP:OD2	1:H:461:ARG:N	2.49	0.46
1:P:748:MET:HE2	1:P:877:VAL:HG22	1.98	0.46
1:J:456:ASP:OD2	1:J:461:ARG:N	2.49	0.46
1:J:519:GLU:OE2	1:J:541:THR:OG1	2.31	0.46
1:K:444:GLU:CB	1:D:403:ILE:CG2	2.74	0.46
1:O:678:GLN:HG2	1:O:709:ILE:HD12	1.98	0.46
1:Q:484:GLN:OE1	1:Q:490:LEU:HD21	2.16	0.46
1:J:279:ASP:OD2	1:J:284:THR:OG1	2.29	0.46
1:B:764:GLU:O	1:B:768:GLY:N	2.45	0.45
1:K:637:TYR:CD2	1:K:638:LEU:HD12	2.51	0.45
1:M:678:GLN:HG2	1:M:709:ILE:HD12	1.98	0.45
1:O:748:MET:CE	1:O:877:VAL:HG22	2.46	0.45
1:I:637:TYR:HH	1:I:845:PHE:HZ	1.61	0.45
1:Q:502:VAL:HG22	1:Q:523:PHE:HZ	1.81	0.45
1:Q:678:GLN:HG2	1:Q:709:ILE:HD12	1.98	0.45
1:Q:748:MET:CE	1:Q:877:VAL:HG22	2.46	0.45
1:R:598:LYS:HG3	1:R:914:LEU:HD13	1.96	0.45
1:R:637:TYR:CD2	1:R:638:LEU:HD12	2.51	0.45
1:B:856:CYS:HA	1:B:872:LEU:HD21	1.97	0.45
1:L:350:LEU:HD11	1:L:386:VAL:HG13	1.99	0.45
1:L:678:GLN:HG2	1:L:709:ILE:HD12	1.98	0.45
1:L:748:MET:HE1	1:L:876:ASP:CG	2.37	0.45
1:L:748:MET:HE2	1:L:877:VAL:HG22	1.97	0.45
1:M:350:LEU:HD11	1:M:386:VAL:HG13	1.99	0.45
1:O:350:LEU:HD11	1:O:386:VAL:HG13	1.99	0.45
1:P:484:GLN:OE1	1:P:490:LEU:HD21	2.16	0.45
1:I:513:GLU:OE1	1:I:513:GLU:N	2.44	0.45
1:J:375:CYS:HA	1:J:411:ALA:HB3	1.98	0.45
1:R:523:PHE:CE2	1:R:539:VAL:HG13	2.52	0.45
1:A:637:TYR:HH	1:A:845:PHE:HZ	1.63	0.45
1:B:231:ARG:HD2	1:G:239:GLU:OE2	2.16	0.45
1:K:523:PHE:CE2	1:K:539:VAL:HG13	2.52	0.45
1:K:787:VAL:CG1	1:K:828:VAL:HG12	2.47	0.45
1:L:523:PHE:CE2	1:L:539:VAL:HG13	2.52	0.45
1:N:523:PHE:CE2	1:N:539:VAL:HG13	2.52	0.45
1:N:748:MET:HE1	1:N:876:ASP:CG	2.37	0.45
1:O:523:PHE:CE2	1:O:539:VAL:HG13	2.52	0.45
1:P:637:TYR:CD2	1:P:638:LEU:HD12	2.51	0.45
1:P:787:VAL:CG1	1:P:828:VAL:HG12	2.47	0.45
1:Q:350:LEU:HD11	1:Q:386:VAL:HG13	1.99	0.45

Continued on next page...

Continued from previous page...

Atom-1	Atom-2	Interatomic distance (Å)	Clash overlap (Å)
1:R:856:CYS:HA	1:R:872:LEU:HD21	1.97	0.45
1:B:350:LEU:HD11	1:B:386:VAL:HG13	1.99	0.45
1:B:787:VAL:CG1	1:B:828:VAL:HG12	2.47	0.45
1:C:456:ASP:OD2	1:C:461:ARG:N	2.49	0.45
1:D:225:THR:O	1:D:229:TYR:N	2.49	0.45
1:M:748:MET:HE1	1:M:876:ASP:CG	2.37	0.45
1:O:748:MET:HE1	1:O:876:ASP:CG	2.37	0.45
1:P:748:MET:HE1	1:P:876:ASP:CG	2.37	0.45
1:P:867:PHE:CE1	1:J:741:TRP:C	2.90	0.45
1:A:339:ALA:HB2	1:A:386:VAL:HB	1.99	0.45
1:A:456:ASP:OD2	1:A:461:ARG:N	2.49	0.45
1:B:523:PHE:CE2	1:B:539:VAL:HG13	2.52	0.45
1:D:456:ASP:OD2	1:D:461:ARG:N	2.49	0.45
1:M:748:MET:HE2	1:M:877:VAL:HG22	1.98	0.45
1:M:787:VAL:CG1	1:M:828:VAL:HG12	2.47	0.45
1:F:456:ASP:OD2	1:F:461:ARG:N	2.49	0.45
1:N:748:MET:CE	1:N:877:VAL:HG22	2.46	0.45
1:P:523:PHE:CE2	1:P:539:VAL:HG13	2.52	0.45
1:R:748:MET:CE	1:R:877:VAL:HG22	2.46	0.45
1:B:490:LEU:HD23	1:E:409:GLY:HA3	1.99	0.45
1:B:678:GLN:HG2	1:B:709:ILE:HD12	1.98	0.45
1:N:637:TYR:CD2	1:N:638:LEU:HD12	2.51	0.45
1:H:225:THR:O	1:H:229:TYR:N	2.49	0.45
1:P:350:LEU:HD11	1:P:386:VAL:HG13	1.99	0.45
1:I:339:ALA:HB2	1:I:386:VAL:HB	1.99	0.45
1:Q:523:PHE:CE2	1:Q:539:VAL:HG13	2.52	0.45
1:R:722:LEU:HD22	1:R:890:THR:HG23	1.98	0.45
1:B:408:SER:HB3	1:E:489:LYS:CE	2.42	0.45
1:K:502:VAL:HG22	1:K:523:PHE:HZ	1.81	0.45
1:E:456:ASP:OD2	1:E:461:ARG:N	2.49	0.45
1:M:502:VAL:HG22	1:M:523:PHE:HZ	1.81	0.45
1:N:764:GLU:O	1:N:768:GLY:N	2.45	0.45
1:G:575:GLU:HG3	1:G:939:LEU:HD22	1.98	0.45
1:O:502:VAL:HG22	1:O:523:PHE:HZ	1.81	0.45
1:I:456:ASP:OD2	1:I:461:ARG:N	2.49	0.45
1:I:575:GLU:HG3	1:I:939:LEU:HD22	1.99	0.45
1:Q:764:GLU:O	1:Q:768:GLY:N	2.45	0.45
1:K:250:LYS:NZ	1:G:960:LYS:CD	2.42	0.45
1:K:350:LEU:HD11	1:K:386:VAL:HG13	1.99	0.45
1:K:678:GLN:HG2	1:K:709:ILE:HD12	1.98	0.45
1:E:404:ASN:HB2	1:E:447:ILE:HD11	1.99	0.45

Continued on next page...

Continued from previous page...

Atom-1	Atom-2	Interatomic distance (Å)	Clash overlap (Å)
1:M:523:PHE:CE2	1:M:539:VAL:HG13	2.52	0.45
1:G:225:THR:O	1:G:229:TYR:N	2.48	0.45
1:Q:787:VAL:CG1	1:Q:828:VAL:HG12	2.47	0.45
1:C:236:LEU:HD13	1:R:231:ARG:CB	2.46	0.45
1:K:748:MET:CE	1:K:877:VAL:HG22	2.46	0.45
1:M:748:MET:CE	1:M:877:VAL:HG22	2.46	0.45
1:J:339:ALA:HB2	1:J:386:VAL:HB	1.99	0.45
1:A:225:THR:O	1:A:229:TYR:N	2.48	0.45
1:B:722:LEU:HD22	1:B:890:THR:HG23	1.98	0.45
1:B:867:PHE:CE1	1:C:741:TRP:C	2.90	0.45
1:C:460:ARG:HA	1:C:496:LEU:HD12	1.98	0.45
1:C:657:LEU:O	1:C:661:THR:N	2.36	0.45
1:D:339:ALA:HB2	1:D:386:VAL:HB	1.99	0.45
1:D:575:GLU:HG3	1:D:939:LEU:HD22	1.98	0.45
1:N:502:VAL:HG22	1:N:523:PHE:HZ	1.81	0.45
1:N:787:VAL:CG1	1:N:828:VAL:HG12	2.47	0.45
1:P:678:GLN:HG2	1:P:709:ILE:HD12	1.98	0.45
1:Q:660:TRP:CD1	1:Q:664:GLN:HB2	2.53	0.45
1:R:660:TRP:CD1	1:R:664:GLN:HB2	2.52	0.45
1:R:678:GLN:HG2	1:R:709:ILE:HD12	1.98	0.45
1:A:566:SER:HB2	1:C:206:PHE:HZ	1.82	0.44
1:A:741:TRP:C	1:L:867:PHE:CZ	2.89	0.44
1:B:408:SER:HG	1:E:489:LYS:HG2	1.81	0.44
1:B:748:MET:CE	1:B:877:VAL:HG22	2.46	0.44
1:C:339:ALA:HB2	1:C:386:VAL:HB	1.99	0.44
1:K:866:HIS:HA	1:F:741:TRP:CD1	2.52	0.44
1:D:206:PHE:CE1	1:E:565:ASP:HB2	2.51	0.44
1:D:860:PHE:HD2	1:M:866:HIS:O	1.98	0.44
1:E:575:GLU:HG3	1:E:939:LEU:HD22	1.99	0.44
1:F:225:THR:O	1:F:229:TYR:N	2.49	0.44
1:F:249:GLN:O	1:F:253:LYS:N	2.50	0.44
1:N:660:TRP:CD1	1:N:664:GLN:HB2	2.53	0.44
1:Q:722:LEU:HD22	1:Q:890:THR:HG23	1.98	0.44
1:J:249:GLN:O	1:J:253:LYS:N	2.50	0.44
1:J:513:GLU:OE1	1:J:513:GLU:N	2.44	0.44
1:R:350:LEU:HD11	1:R:386:VAL:HG13	1.99	0.44
1:E:225:THR:O	1:E:229:TYR:N	2.48	0.44
1:N:350:LEU:HD11	1:N:386:VAL:HG13	1.99	0.44
1:N:678:GLN:HG2	1:N:709:ILE:HD12	1.98	0.44
1:G:460:ARG:HA	1:G:496:LEU:HD12	1.98	0.44
1:O:764:GLU:O	1:O:768:GLY:N	2.45	0.44

Continued on next page...

Continued from previous page...

Atom-1	Atom-2	Interatomic distance (Å)	Clash overlap (Å)
1:J:460:ARG:HA	1:J:496:LEU:HD12	1.98	0.44
1:J:575:GLU:HG3	1:J:939:LEU:HD22	1.99	0.44
1:A:460:ARG:HA	1:A:496:LEU:HD12	1.98	0.44
1:B:407:THR:CB	1:E:490:LEU:HA	2.47	0.44
1:K:660:TRP:CD1	1:K:664:GLN:HB2	2.53	0.44
1:E:460:ARG:HA	1:E:496:LEU:HD12	1.98	0.44
1:E:807:ALA:HB2	1:E:841:TYR:CZ	2.53	0.44
1:F:460:ARG:HA	1:F:496:LEU:HD12	1.98	0.44
1:G:339:ALA:HB2	1:G:386:VAL:HB	1.99	0.44
1:H:460:ARG:HA	1:H:496:LEU:HD12	1.98	0.44
1:P:660:TRP:CD1	1:P:664:GLN:HB2	2.53	0.44
1:A:236:LEU:CB	1:P:231:ARG:HG2	2.47	0.44
1:A:575:GLU:HG3	1:A:939:LEU:HD22	1.99	0.44
1:D:807:ALA:HB2	1:D:841:TYR:CZ	2.53	0.44
1:L:660:TRP:CD1	1:L:664:GLN:HB2	2.52	0.44
1:M:660:TRP:CD1	1:M:664:GLN:HB2	2.52	0.44
1:P:748:MET:CE	1:P:877:VAL:HG22	2.46	0.44
1:I:460:ARG:HA	1:I:496:LEU:HD12	1.98	0.44
1:R:787:VAL:CG1	1:R:828:VAL:HG12	2.47	0.44
1:C:575:GLU:HG3	1:C:939:LEU:HD22	1.99	0.44
1:C:807:ALA:HB2	1:C:841:TYR:CZ	2.53	0.44
1:L:787:VAL:CG1	1:L:828:VAL:HG12	2.47	0.44
1:F:807:ALA:HB2	1:F:841:TYR:CZ	2.53	0.44
1:O:787:VAL:CG1	1:O:828:VAL:HG12	2.47	0.44
1:H:575:GLU:HG3	1:H:939:LEU:HD22	1.99	0.44
1:I:807:ALA:HB2	1:I:841:TYR:CZ	2.53	0.44
1:A:249:GLN:O	1:A:253:LYS:N	2.50	0.44
1:B:660:TRP:CD1	1:B:664:GLN:HB2	2.52	0.44
1:C:876:ASP:OD1	1:C:876:ASP:N	2.51	0.44
1:K:440:SER:HB2	1:D:440:SER:HB2	2.00	0.44
1:D:249:GLN:O	1:D:253:LYS:N	2.50	0.44
1:D:460:ARG:HA	1:D:496:LEU:HD12	1.98	0.44
1:E:339:ALA:HB2	1:E:386:VAL:HB	1.99	0.44
1:F:876:ASP:OD1	1:F:876:ASP:N	2.51	0.44
1:G:527:LYS:O	1:G:531:THR:OG1	2.30	0.44
1:O:660:TRP:CD1	1:O:664:GLN:HB2	2.53	0.44
1:O:748:MET:HE2	1:O:877:VAL:HG22	1.98	0.44
1:J:807:ALA:HB2	1:J:841:TYR:CZ	2.53	0.44
1:H:307:MET:O	1:H:512:ILE:HG23	2.18	0.44
1:H:807:ALA:HB2	1:H:841:TYR:CZ	2.53	0.44
1:K:482:ILE:O	1:K:485:ILE:HG22	2.18	0.44

Continued on next page...

Continued from previous page...

Atom-1	Atom-2	Interatomic distance (Å)	Clash overlap (Å)
1:M:809:LEU:HD11	1:M:837:TRP:CG	2.53	0.44
1:F:307:MET:O	1:F:512:ILE:HG23	2.18	0.44
1:N:482:ILE:O	1:N:485:ILE:HG22	2.18	0.44
1:G:249:GLN:O	1:G:253:LYS:N	2.51	0.44
1:G:456:ASP:OD2	1:G:461:ARG:N	2.49	0.44
1:H:339:ALA:HB2	1:H:386:VAL:HB	1.99	0.44
1:P:220:GLU:HG2	1:R:562:GLN:HG2	1.98	0.44
1:Q:809:LEU:HD11	1:Q:837:TRP:CG	2.53	0.44
1:J:876:ASP:OD1	1:J:876:ASP:N	2.51	0.44
1:B:441:VAL:HG12	1:E:441:VAL:CG1	2.48	0.44
1:B:560:VAL:HG11	1:B:952:PHE:CE2	2.53	0.44
1:L:809:LEU:HD11	1:L:837:TRP:CG	2.53	0.44
1:E:307:MET:O	1:E:512:ILE:HG23	2.18	0.44
1:F:575:GLU:HG3	1:F:939:LEU:HD22	1.99	0.44
1:G:807:ALA:HB2	1:G:841:TYR:CZ	2.53	0.44
1:H:855:LEU:O	1:H:859:GLY:N	2.46	0.44
1:P:868:VAL:O	1:J:738:LYS:HD2	2.18	0.44
1:C:527:LYS:O	1:C:531:THR:OG1	2.30	0.43
1:D:741:TRP:C	1:M:867:PHE:CZ	2.89	0.43
1:G:307:MET:O	1:G:512:ILE:HG23	2.18	0.43
1:P:482:ILE:O	1:P:485:ILE:HG22	2.18	0.43
1:I:307:MET:O	1:I:512:ILE:HG23	2.18	0.43
1:R:482:ILE:O	1:R:485:ILE:HG22	2.18	0.43
1:A:860:PHE:CG	1:L:866:HIS:O	2.71	0.43
1:A:876:ASP:N	1:A:876:ASP:OD1	2.51	0.43
1:C:249:GLN:O	1:C:253:LYS:N	2.50	0.43
1:C:307:MET:O	1:C:512:ILE:HG23	2.18	0.43
1:K:809:LEU:HD11	1:K:837:TRP:CG	2.53	0.43
1:F:339:ALA:HB2	1:F:386:VAL:HB	1.99	0.43
1:G:861:TYR:HB2	1:Q:868:VAL:HA	2.00	0.43
1:P:220:GLU:CD	1:R:562:GLN:HE21	2.22	0.43
1:A:519:GLU:OE2	1:A:541:THR:OG1	2.31	0.43
1:H:249:GLN:O	1:H:253:LYS:N	2.50	0.43
1:H:876:ASP:OD1	1:H:876:ASP:N	2.51	0.43
1:Q:482:ILE:O	1:Q:485:ILE:HG22	2.18	0.43
1:J:307:MET:O	1:J:512:ILE:HG23	2.18	0.43
1:B:482:ILE:O	1:B:485:ILE:HG22	2.18	0.43
1:B:809:LEU:HD11	1:B:837:TRP:CG	2.53	0.43
1:B:867:PHE:CD1	1:C:742:ASP:OD1	2.71	0.43
1:N:567:PHE:CZ	1:N:945:ILE:HD12	2.54	0.43
1:H:404:ASN:HB2	1:H:447:ILE:HD11	2.00	0.43

Continued on next page...

Continued from previous page...

Atom-1	Atom-2	Interatomic distance (Å)	Clash overlap (Å)
1:P:809:LEU:HD11	1:P:837:TRP:CG	2.53	0.43
1:I:404:ASN:HB2	1:I:447:ILE:HD11	2.00	0.43
1:Q:567:PHE:CZ	1:Q:945:ILE:HD12	2.54	0.43
1:C:236:LEU:HB2	1:R:231:ARG:HG2	2.00	0.43
1:K:567:PHE:CZ	1:K:945:ILE:HD12	2.54	0.43
1:D:404:ASN:HB2	1:D:447:ILE:HD11	2.00	0.43
1:E:249:GLN:O	1:E:253:LYS:N	2.50	0.43
1:O:809:LEU:HD11	1:O:837:TRP:CG	2.53	0.43
1:I:225:THR:O	1:I:229:TYR:N	2.48	0.43
1:I:519:GLU:OE2	1:I:541:THR:OG1	2.31	0.43
1:J:855:LEU:O	1:J:859:GLY:N	2.47	0.43
1:C:225:THR:O	1:C:229:TYR:N	2.48	0.43
1:D:513:GLU:OE1	1:D:513:GLU:N	2.44	0.43
1:D:876:ASP:OD1	1:D:876:ASP:N	2.51	0.43
1:F:404:ASN:HB2	1:F:447:ILE:HD11	2.00	0.43
1:N:307:MET:HE1	1:N:502:VAL:N	2.34	0.43
1:A:807:ALA:HB2	1:A:841:TYR:CZ	2.53	0.43
1:D:307:MET:O	1:D:512:ILE:HG23	2.18	0.43
1:E:467:THR:HG22	1:E:468:LYS:HG2	2.00	0.43
1:A:307:MET:O	1:A:512:ILE:HG23	2.18	0.43
1:B:407:THR:CG2	1:E:492:PRO:CD	2.94	0.43
1:D:704:VAL:HA	1:D:913:VAL:HG11	2.01	0.43
1:A:855:LEU:O	1:A:859:GLY:N	2.46	0.43
1:C:855:LEU:O	1:C:859:GLY:N	2.46	0.43
1:M:567:PHE:CZ	1:M:945:ILE:HD12	2.54	0.43
1:H:704:VAL:HA	1:H:913:VAL:HG11	2.01	0.43
1:R:809:LEU:HD11	1:R:837:TRP:CG	2.53	0.43
1:A:318:SER:HB2	1:N:478:SER:CA	2.49	0.43
1:C:704:VAL:HA	1:C:913:VAL:HG11	2.01	0.43
1:L:482:ILE:O	1:L:485:ILE:HG22	2.18	0.43
1:L:567:PHE:CZ	1:L:945:ILE:HD12	2.54	0.43
1:O:570:THR:CG2	1:O:942:VAL:HG21	2.49	0.43
1:P:567:PHE:CZ	1:P:945:ILE:HD12	2.54	0.43
1:J:404:ASN:HB2	1:J:447:ILE:HD11	2.00	0.43
1:R:567:PHE:CZ	1:R:945:ILE:HD12	2.54	0.43
1:R:695:ASP:N	1:R:695:ASP:OD1	2.52	0.43
1:A:704:VAL:HA	1:A:913:VAL:HG11	2.01	0.42
1:B:441:VAL:CG1	1:E:441:VAL:HG11	2.49	0.42
1:B:681:PHE:HE2	1:B:705:LYS:HA	1.84	0.42
1:K:490:LEU:C	1:D:408:SER:H	2.21	0.42
1:E:722:LEU:HD22	1:E:890:THR:HG23	2.01	0.42

Continued on next page...

Continued from previous page...

Atom-1	Atom-2	Interatomic distance (Å)	Clash overlap (Å)
1:E:876:ASP:OD1	1:E:876:ASP:N	2.51	0.42
1:F:704:VAL:HA	1:F:913:VAL:HG11	2.01	0.42
1:N:809:LEU:HD11	1:N:837:TRP:CG	2.53	0.42
1:G:722:LEU:HD22	1:G:890:THR:HG23	2.01	0.42
1:O:482:ILE:O	1:O:485:ILE:HG22	2.18	0.42
1:I:704:VAL:HA	1:I:913:VAL:HG11	2.01	0.42
1:J:704:VAL:HA	1:J:913:VAL:HG11	2.01	0.42
1:E:377:VAL:CG1	1:E:400:PRO:HG3	2.49	0.42
1:E:704:VAL:HA	1:E:913:VAL:HG11	2.01	0.42
1:N:681:PHE:HE2	1:N:705:LYS:HA	1.85	0.42
1:O:681:PHE:HE2	1:O:705:LYS:HA	1.84	0.42
1:P:738:LYS:HE2	1:J:867:PHE:O	2.18	0.42
1:I:560:VAL:HA	1:I:563:GLN:HE21	1.84	0.42
1:I:876:ASP:N	1:I:876:ASP:OD1	2.51	0.42
1:R:681:PHE:HE2	1:R:705:LYS:HA	1.84	0.42
1:D:860:PHE:CB	1:M:866:HIS:O	2.67	0.42
1:L:237:GLU:HG2	1:I:220:GLU:OE2	2.18	0.42
1:G:704:VAL:HA	1:G:913:VAL:HG11	2.01	0.42
1:C:722:LEU:HD22	1:C:890:THR:HG23	2.01	0.42
1:D:855:LEU:O	1:D:859:GLY:N	2.46	0.42
1:D:867:PHE:O	1:M:738:LYS:HE2	2.19	0.42
1:G:876:ASP:N	1:G:876:ASP:OD1	2.51	0.42
1:I:249:GLN:O	1:I:253:LYS:N	2.50	0.42
1:J:211:ASP:O	1:J:215:ILE:N	2.51	0.42
1:A:321:MET:HE3	1:N:444:GLU:OE2	2.20	0.42
1:B:695:ASP:OD1	1:B:695:ASP:N	2.52	0.42
1:K:695:ASP:OD1	1:K:695:ASP:N	2.52	0.42
1:M:482:ILE:O	1:M:485:ILE:HG22	2.18	0.42
1:O:695:ASP:N	1:O:695:ASP:OD1	2.52	0.42
1:P:695:ASP:OD1	1:P:695:ASP:N	2.52	0.42
1:Q:625:TRP:CZ3	1:Q:629:SER:HA	2.55	0.42
1:Q:681:PHE:HE2	1:Q:705:LYS:HA	1.84	0.42
1:R:625:TRP:CZ3	1:R:629:SER:HA	2.55	0.42
1:B:625:TRP:CZ3	1:B:629:SER:HA	2.55	0.42
1:C:404:ASN:HB2	1:C:447:ILE:HD11	2.00	0.42
1:C:637:TYR:HH	1:C:845:PHE:HZ	1.64	0.42
1:K:446:SER:O	1:D:404:ASN:OD1	2.37	0.42
1:L:289:PRO:HB3	1:L:430:ASN:O	2.20	0.42
1:M:681:PHE:HE2	1:M:705:LYS:HA	1.84	0.42
1:N:289:PRO:HB3	1:N:430:ASN:O	2.20	0.42
1:P:869:ASP:OD1	1:J:738:LYS:CE	2.67	0.42

Continued on next page...

Continued from previous page...

Atom-1	Atom-2	Interatomic distance (Å)	Clash overlap (Å)
1:I:809:LEU:HD11	1:I:837:TRP:CG	2.55	0.42
1:Q:695:ASP:OD1	1:Q:695:ASP:N	2.52	0.42
1:A:232:ILE:HG21	1:P:234:GLU:HB2	2.01	0.42
1:B:289:PRO:HB3	1:B:430:ASN:O	2.20	0.42
1:K:866:HIS:HB2	1:K:867:PHE:CD2	2.55	0.42
1:D:741:TRP:C	1:M:867:PHE:CE1	2.93	0.42
1:D:809:LEU:HD11	1:D:837:TRP:CG	2.55	0.42
1:E:809:LEU:HD11	1:E:837:TRP:CG	2.55	0.42
1:M:625:TRP:CZ3	1:M:629:SER:HA	2.55	0.42
1:N:406:VAL:HG13	1:N:410:MET:HB3	2.02	0.42
1:N:625:TRP:CZ3	1:N:629:SER:HA	2.55	0.42
1:O:625:TRP:CZ3	1:O:629:SER:HA	2.55	0.42
1:R:289:PRO:HB3	1:R:430:ASN:O	2.20	0.42
1:A:409:GLY:HA3	1:N:490:LEU:HD23	2.02	0.42
1:A:722:LEU:HD22	1:A:890:THR:HG23	2.01	0.42
1:A:809:LEU:HD11	1:A:837:TRP:CG	2.55	0.42
1:B:452:VAL:HG23	1:B:493:MET:SD	2.60	0.42
1:C:437:GLN:OE1	1:C:446:SER:OG	2.21	0.42
1:D:211:ASP:O	1:D:215:ILE:N	2.51	0.42
1:E:855:LEU:O	1:E:859:GLY:N	2.46	0.42
1:M:452:VAL:HG23	1:M:493:MET:SD	2.60	0.42
1:F:513:GLU:OE1	1:F:513:GLU:N	2.44	0.42
1:N:693:HIS:NE2	1:N:698:ASP:OD1	2.46	0.42
1:G:404:ASN:HB2	1:G:447:ILE:HD11	2.00	0.42
1:P:299:ALA:HB1	2:P:1001:GDP:O4'	2.20	0.42
1:P:452:VAL:HG23	1:P:493:MET:SD	2.60	0.42
1:I:722:LEU:HD22	1:I:890:THR:HG23	2.01	0.42
1:J:722:LEU:HD22	1:J:890:THR:HG23	2.01	0.42
1:C:232:ILE:HG21	1:R:234:GLU:HB2	2.00	0.42
1:C:809:LEU:HD11	1:C:837:TRP:CG	2.55	0.42
1:K:428:ASN:HB3	1:K:431:ALA:HB2	2.02	0.42
1:K:625:TRP:CZ3	1:K:629:SER:HA	2.55	0.42
1:L:625:TRP:CZ3	1:L:629:SER:HA	2.55	0.42
1:L:681:PHE:HE2	1:L:705:LYS:HA	1.84	0.42
1:F:809:LEU:HD11	1:F:837:TRP:CG	2.55	0.42
1:N:428:ASN:HB3	1:N:431:ALA:HB2	2.02	0.42
1:G:513:GLU:OE1	1:G:513:GLU:N	2.43	0.42
1:G:809:LEU:HD11	1:G:837:TRP:CG	2.55	0.42
1:H:809:LEU:HD11	1:H:837:TRP:CG	2.55	0.42
1:Q:289:PRO:HB3	1:Q:430:ASN:O	2.20	0.42
1:J:809:LEU:HD11	1:J:837:TRP:CG	2.55	0.42

Continued on next page...

Continued from previous page...

Atom-1	Atom-2	Interatomic distance (Å)	Clash overlap (Å)
1:A:211:ASP:O	1:A:215:ILE:N	2.51	0.42
1:B:504:GLY:O	1:B:505:LYS:C	2.58	0.42
1:B:560:VAL:HG12	1:B:949:LEU:HD11	2.01	0.42
1:K:490:LEU:CA	1:D:408:SER:OG	2.67	0.42
1:L:428:ASN:HB3	1:L:431:ALA:HB2	2.02	0.42
1:E:211:ASP:O	1:E:215:ILE:N	2.51	0.42
1:M:428:ASN:HB3	1:M:431:ALA:HB2	2.02	0.42
1:M:942:VAL:HA	1:M:945:ILE:HG12	2.02	0.42
1:F:437:GLN:OE1	1:F:446:SER:OG	2.21	0.42
1:N:299:ALA:HB1	2:N:1002:GDP:O4'	2.20	0.42
1:N:452:VAL:HG23	1:N:493:MET:SD	2.60	0.42
1:H:513:GLU:OE1	1:H:513:GLU:N	2.44	0.42
1:R:299:ALA:HB1	2:R:1001:GDP:O4'	2.20	0.42
1:B:428:ASN:HB3	1:B:431:ALA:HB2	2.02	0.41
1:K:609:SER:HA	1:K:903:VAL:HG11	2.02	0.41
1:D:722:LEU:HD22	1:D:890:THR:HG23	2.01	0.41
1:L:299:ALA:HB1	2:L:1001:GDP:O4'	2.20	0.41
1:M:695:ASP:N	1:M:695:ASP:OD1	2.52	0.41
1:N:609:SER:HA	1:N:903:VAL:HG11	2.02	0.41
1:O:452:VAL:HG23	1:O:493:MET:SD	2.60	0.41
1:R:428:ASN:HB3	1:R:431:ALA:HB2	2.02	0.41
1:C:236:LEU:CD1	1:R:231:ARG:HG2	2.49	0.41
1:K:681:PHE:HE2	1:K:705:LYS:HA	1.84	0.41
1:L:695:ASP:OD1	1:L:695:ASP:N	2.52	0.41
1:L:942:VAL:HA	1:L:945:ILE:HG12	2.02	0.41
1:P:428:ASN:HB3	1:P:431:ALA:HB2	2.02	0.41
1:P:567:PHE:CE1	1:P:945:ILE:HD12	2.55	0.41
1:P:681:PHE:HE2	1:P:705:LYS:HA	1.84	0.41
1:Q:299:ALA:HB1	2:Q:1001:GDP:O4'	2.20	0.41
1:Q:428:ASN:HB3	1:Q:431:ALA:HB2	2.02	0.41
1:Q:942:VAL:HA	1:Q:945:ILE:HG12	2.02	0.41
1:B:408:SER:HA	1:E:489:LYS:HG2	2.01	0.41
1:B:609:SER:HA	1:B:903:VAL:HG11	2.02	0.41
1:K:220:GLU:CD	1:N:562:GLN:HE21	2.23	0.41
1:F:722:LEU:HD22	1:F:890:THR:HG23	2.02	0.41
1:R:609:SER:HA	1:R:903:VAL:HG11	2.02	0.41
1:A:239:GLU:OE2	1:P:231:ARG:HD2	2.20	0.41
1:B:863:TYR:CZ	1:C:869:ASP:HA	2.46	0.41
1:K:452:VAL:HG23	1:K:493:MET:SD	2.60	0.41
1:K:467:THR:HA	1:K:501:VAL:HB	2.03	0.41
1:M:567:PHE:CE1	1:M:945:ILE:HD12	2.55	0.41

Continued on next page...

Continued from previous page...

Atom-1	Atom-2	Interatomic distance (Å)	Clash overlap (Å)
1:N:567:PHE:CE1	1:N:945:ILE:HD12	2.55	0.41
1:N:624:LEU:O	1:N:628:VAL:HG22	2.21	0.41
1:N:755:ARG:NE	1:N:755:ARG:HA	2.36	0.41
1:N:942:VAL:HA	1:N:945:ILE:HG12	2.03	0.41
1:P:609:SER:HA	1:P:903:VAL:HG11	2.02	0.41
1:Q:452:VAL:HG23	1:Q:493:MET:SD	2.60	0.41
1:Q:567:PHE:CE1	1:Q:945:ILE:HD12	2.55	0.41
1:K:289:PRO:HB3	1:K:430:ASN:O	2.20	0.41
1:L:556:VAL:HA	1:L:560:VAL:HG23	2.03	0.41
1:E:301:LYS:HA	1:E:436:ILE:HG21	2.02	0.41
1:M:299:ALA:HB1	2:M:1001:GDP:O4'	2.20	0.41
1:P:289:PRO:HB3	1:P:430:ASN:O	2.20	0.41
1:P:624:LEU:O	1:P:628:VAL:HG22	2.21	0.41
1:P:625:TRP:CZ3	1:P:629:SER:HA	2.55	0.41
1:Q:307:MET:HE1	1:Q:502:VAL:N	2.35	0.41
1:Q:624:LEU:O	1:Q:628:VAL:HG22	2.21	0.41
1:R:307:MET:HE1	1:R:502:VAL:N	2.35	0.41
1:B:234:GLU:OE1	1:G:232:ILE:HD12	2.21	0.41
1:B:869:ASP:OD1	1:C:738:LYS:CE	2.69	0.41
1:K:377:VAL:HG21	1:K:418:ILE:HG13	2.03	0.41
1:K:755:ARG:NE	1:K:755:ARG:HA	2.36	0.41
1:K:866:HIS:ND1	1:F:741:TRP:CZ2	2.89	0.41
1:D:301:LYS:HA	1:D:436:ILE:HG21	2.01	0.41
1:L:609:SER:HA	1:L:903:VAL:HG11	2.02	0.41
1:M:609:SER:HA	1:M:903:VAL:HG11	2.02	0.41
1:N:695:ASP:OD1	1:N:695:ASP:N	2.52	0.41
1:O:299:ALA:HB1	2:O:1001:GDP:O4'	2.20	0.41
1:O:307:MET:HE1	1:O:502:VAL:N	2.36	0.41
1:P:212:LYS:HZ3	1:R:569:ALA:HA	1.84	0.41
1:P:942:VAL:HA	1:P:945:ILE:HG12	2.03	0.41
1:R:624:LEU:O	1:R:628:VAL:HG22	2.21	0.41
1:B:216:ASP:CA	1:K:565:ASP:OD2	2.64	0.41
1:B:278:TYR:CE2	1:B:942:VAL:HG22	2.56	0.41
1:K:942:VAL:HA	1:K:945:ILE:HG12	2.03	0.41
1:E:527:LYS:O	1:E:531:THR:OG1	2.30	0.41
1:N:377:VAL:HG21	1:N:418:ILE:HG13	2.03	0.41
1:O:609:SER:HA	1:O:903:VAL:HG11	2.02	0.41
1:P:377:VAL:HG21	1:P:418:ILE:HG13	2.03	0.41
1:I:437:GLN:OE1	1:I:446:SER:OG	2.21	0.41
1:R:452:VAL:HG23	1:R:493:MET:SD	2.60	0.41
1:R:942:VAL:HA	1:R:945:ILE:HG12	2.02	0.41

Continued on next page...

Continued from previous page...

Atom-1	Atom-2	Interatomic distance (Å)	Clash overlap (Å)
1:B:275:LEU:HD13	1:B:945:ILE:HD12	2.01	0.41
1:B:377:VAL:HG21	1:B:418:ILE:HG13	2.03	0.41
1:K:624:LEU:O	1:K:628:VAL:HG22	2.21	0.41
1:D:860:PHE:HB3	1:M:867:PHE:O	2.20	0.41
1:L:377:VAL:HG21	1:L:418:ILE:HG13	2.03	0.41
1:M:289:PRO:HB3	1:M:430:ASN:O	2.20	0.41
1:M:377:VAL:HG21	1:M:418:ILE:HG13	2.03	0.41
1:M:624:LEU:O	1:M:628:VAL:HG22	2.21	0.41
1:N:560:VAL:HG12	1:N:949:LEU:CD1	2.51	0.41
1:N:649:PHE:O	1:N:653:VAL:HG23	2.21	0.41
1:O:649:PHE:O	1:O:653:VAL:HG23	2.21	0.41
1:R:377:VAL:HG21	1:R:418:ILE:HG13	2.03	0.41
1:R:567:PHE:CE1	1:R:945:ILE:HD12	2.55	0.41
1:A:814:ILE:HG21	1:A:830:PRO:HB3	2.03	0.41
1:B:220:GLU:OE1	1:K:562:GLN:NE2	2.53	0.41
1:B:755:ARG:NE	1:B:755:ARG:HA	2.36	0.41
1:K:567:PHE:CE1	1:K:945:ILE:HD12	2.55	0.41
1:K:649:PHE:O	1:K:653:VAL:HG23	2.21	0.41
1:L:452:VAL:HG23	1:L:493:MET:SD	2.60	0.41
1:L:567:PHE:CE1	1:L:945:ILE:HD12	2.55	0.41
1:M:560:VAL:HG12	1:M:949:LEU:CD1	2.51	0.41
1:M:649:PHE:O	1:M:653:VAL:HG23	2.21	0.41
1:G:211:ASP:O	1:G:215:ILE:N	2.51	0.41
1:O:377:VAL:HG21	1:O:418:ILE:HG13	2.03	0.41
1:O:624:LEU:O	1:O:628:VAL:HG22	2.21	0.41
1:H:527:LYS:O	1:H:531:THR:OG1	2.30	0.41
1:H:722:LEU:HD22	1:H:890:THR:HG23	2.01	0.41
1:I:855:LEU:O	1:I:859:GLY:N	2.47	0.41
1:Q:649:PHE:O	1:Q:653:VAL:HG23	2.21	0.41
1:Q:755:ARG:HA	1:Q:755:ARG:NE	2.36	0.41
1:J:317:GLY:H	2:J:1001:GDP:H5''	1.86	0.41
1:R:560:VAL:HG12	1:R:949:LEU:CD1	2.51	0.41
1:A:239:GLU:OE2	1:P:231:ARG:NH1	2.35	0.41
1:C:211:ASP:O	1:C:215:ILE:N	2.51	0.41
1:E:438:ASP:HB3	1:E:441:VAL:CG2	2.41	0.41
1:M:755:ARG:HA	1:M:755:ARG:NE	2.36	0.41
1:O:470:ASP:OD1	1:O:470:ASP:N	2.54	0.41
1:O:755:ARG:HA	1:O:755:ARG:NE	2.36	0.41
1:P:649:PHE:O	1:P:653:VAL:HG23	2.21	0.41
1:Q:264:LEU:N	1:Q:264:LEU:HD23	2.36	0.41
1:Q:470:ASP:OD1	1:Q:470:ASP:N	2.54	0.41

Continued on next page...

Continued from previous page...

Atom-1	Atom-2	Interatomic distance (Å)	Clash overlap (Å)
1:R:755:ARG:NE	1:R:755:ARG:HA	2.36	0.41
1:A:228:LYS:HG3	1:P:230:GLN:OE1	2.21	0.40
1:A:319:GLY:CA	1:N:480:SER:OG	2.69	0.40
1:B:227:LEU:HB3	1:G:235:ARG:HG3	2.03	0.40
1:L:307:MET:HE1	1:L:502:VAL:N	2.36	0.40
1:L:624:LEU:O	1:L:628:VAL:HG22	2.21	0.40
1:L:755:ARG:HA	1:L:755:ARG:NE	2.36	0.40
1:M:307:MET:HE1	1:M:502:VAL:N	2.36	0.40
1:G:317:GLY:H	2:G:1001:GDP:H5''	1.86	0.40
1:G:716:ASP:OD1	1:G:716:ASP:N	2.54	0.40
1:P:560:VAL:HG12	1:P:949:LEU:CD1	2.51	0.40
1:I:527:LYS:O	1:I:531:THR:OG1	2.30	0.40
1:I:716:ASP:OD1	1:I:716:ASP:N	2.54	0.40
1:Q:609:SER:HA	1:Q:903:VAL:HG11	2.02	0.40
1:D:860:PHE:CG	1:M:866:HIS:O	2.74	0.40
1:L:560:VAL:HG12	1:L:949:LEU:CD1	2.50	0.40
1:Q:377:VAL:HG21	1:Q:418:ILE:HG13	2.03	0.40
1:K:560:VAL:HG12	1:K:949:LEU:CD1	2.51	0.40
1:O:410:MET:SD	1:O:414:THR:HG21	2.62	0.40
1:P:470:ASP:OD1	1:P:470:ASP:N	2.54	0.40
1:P:755:ARG:HA	1:P:755:ARG:NE	2.36	0.40
1:Q:410:MET:SD	1:Q:414:THR:HG21	2.62	0.40
1:J:501:VAL:HB	1:J:539:VAL:CG1	2.51	0.40
1:R:470:ASP:OD1	1:R:470:ASP:N	2.54	0.40
1:B:441:VAL:HG11	1:E:441:VAL:HG11	2.02	0.40
1:B:624:LEU:O	1:B:628:VAL:HG22	2.21	0.40
1:K:220:GLU:HG2	1:N:562:GLN:HG2	2.03	0.40
1:F:501:VAL:HB	1:F:539:VAL:CG1	2.51	0.40
1:G:437:GLN:OE1	1:G:446:SER:OG	2.21	0.40
1:O:705:LYS:O	1:O:709:ILE:HG12	2.22	0.40
1:P:264:LEU:N	1:P:264:LEU:HD23	2.36	0.40
1:D:468:LYS:HB3	1:D:471:LEU:CD1	2.52	0.40
1:I:317:GLY:H	2:I:1001:GDP:H5''	1.86	0.40
1:R:264:LEU:N	1:R:264:LEU:HD23	2.36	0.40
1:R:410:MET:SD	1:R:414:THR:HG21	2.62	0.40

There are no symmetry-related clashes.

5.3 Torsion angles [i](#)

5.3.1 Protein backbone [i](#)

In the following table, the Percentiles column shows the percent Ramachandran outliers of the chain as a percentile score with respect to all PDB entries followed by that with respect to all EM entries.

The Analysed column shows the number of residues for which the backbone conformation was analysed, and the total number of residues.

Mol	Chain	Analysed	Favoured	Allowed	Outliers	Percentiles	
1	A	764/766 (100%)	753 (99%)	11 (1%)	0	100	100
1	B	764/766 (100%)	749 (98%)	15 (2%)	0	100	100
1	C	764/766 (100%)	755 (99%)	9 (1%)	0	100	100
1	D	764/766 (100%)	755 (99%)	9 (1%)	0	100	100
1	E	764/766 (100%)	755 (99%)	9 (1%)	0	100	100
1	F	764/766 (100%)	755 (99%)	9 (1%)	0	100	100
1	G	764/766 (100%)	754 (99%)	10 (1%)	0	100	100
1	H	764/766 (100%)	755 (99%)	9 (1%)	0	100	100
1	I	764/766 (100%)	755 (99%)	9 (1%)	0	100	100
1	J	764/766 (100%)	755 (99%)	9 (1%)	0	100	100
1	K	764/766 (100%)	754 (99%)	10 (1%)	0	100	100
1	L	764/766 (100%)	749 (98%)	15 (2%)	0	100	100
1	M	764/766 (100%)	751 (98%)	13 (2%)	0	100	100
1	N	764/766 (100%)	748 (98%)	16 (2%)	0	100	100
1	O	764/766 (100%)	749 (98%)	15 (2%)	0	100	100
1	P	764/766 (100%)	751 (98%)	13 (2%)	0	100	100
1	Q	764/766 (100%)	751 (98%)	13 (2%)	0	100	100
1	R	764/766 (100%)	751 (98%)	13 (2%)	0	100	100
All	All	13752/13788 (100%)	13545 (98%)	207 (2%)	0	100	100

There are no Ramachandran outliers to report.

5.3.2 Protein sidechains [i](#)

In the following table, the Percentiles column shows the percent sidechain outliers of the chain as a percentile score with respect to all PDB entries followed by that with respect to all EM entries.

The Analysed column shows the number of residues for which the sidechain conformation was analysed, and the total number of residues.

Mol	Chain	Analysed	Rotameric	Outliers	Percentiles	
1	A	698/698 (100%)	697 (100%)	1 (0%)	93	97
1	B	698/698 (100%)	690 (99%)	8 (1%)	73	84
1	C	698/698 (100%)	697 (100%)	1 (0%)	93	97
1	D	698/698 (100%)	696 (100%)	2 (0%)	92	95
1	E	698/698 (100%)	695 (100%)	3 (0%)	91	94
1	F	698/698 (100%)	696 (100%)	2 (0%)	92	95
1	G	698/698 (100%)	695 (100%)	3 (0%)	91	94
1	H	698/698 (100%)	697 (100%)	1 (0%)	93	97
1	I	698/698 (100%)	697 (100%)	1 (0%)	93	97
1	J	698/698 (100%)	697 (100%)	1 (0%)	93	97
1	K	698/698 (100%)	692 (99%)	6 (1%)	78	88
1	L	698/698 (100%)	696 (100%)	2 (0%)	92	95
1	M	698/698 (100%)	697 (100%)	1 (0%)	93	97
1	N	698/698 (100%)	696 (100%)	2 (0%)	92	95
1	O	698/698 (100%)	695 (100%)	3 (0%)	91	94
1	P	698/698 (100%)	697 (100%)	1 (0%)	93	97
1	Q	698/698 (100%)	695 (100%)	3 (0%)	91	94
1	R	698/698 (100%)	697 (100%)	1 (0%)	93	97
All	All	12564/12564 (100%)	12522 (100%)	42 (0%)	92	95

All (42) residues with a non-rotameric sidechain are listed below:

Mol	Chain	Res	Type
1	A	792	LYS
1	B	296	ASP
1	B	303	SER
1	B	316	ARG
1	B	441	VAL
1	B	447	ILE
1	B	503	THR
1	B	565	ASP
1	B	792	LYS
1	C	792	LYS
1	K	316	ARG

Continued on next page...

Continued from previous page...

Mol	Chain	Res	Type
1	K	503	THR
1	K	792	LYS
1	K	812	ASP
1	K	866	HIS
1	K	867	PHE
1	D	440	SER
1	D	792	LYS
1	L	562	GLN
1	L	792	LYS
1	E	440	SER
1	E	481	ARG
1	E	792	LYS
1	M	792	LYS
1	F	792	LYS
1	F	866	HIS
1	N	438	ASP
1	N	792	LYS
1	G	792	LYS
1	G	860	PHE
1	G	867	PHE
1	O	461	ARG
1	O	556	VAL
1	O	792	LYS
1	H	792	LYS
1	P	792	LYS
1	I	792	LYS
1	Q	792	LYS
1	Q	863	TYR
1	Q	866	HIS
1	J	792	LYS
1	R	792	LYS

Sometimes sidechains can be flipped to improve hydrogen bonding and reduce clashes. All (19) such sidechains are listed below:

Mol	Chain	Res	Type
1	B	430	ASN
1	B	563	GLN
1	B	866	HIS
1	K	562	GLN
1	D	563	GLN
1	L	217	GLN
1	L	361	HIS

Continued on next page...

Continued from previous page...

Mol	Chain	Res	Type
1	L	866	HIS
1	M	866	HIS
1	N	361	HIS
1	N	562	GLN
1	O	361	HIS
1	O	428	ASN
1	O	562	GLN
1	P	866	HIS
1	I	563	GLN
1	Q	361	HIS
1	R	361	HIS
1	R	562	GLN

5.3.3 RNA [i](#)

There are no RNA molecules in this entry.

5.4 Non-standard residues in protein, DNA, RNA chains [i](#)

There are no non-standard protein/DNA/RNA residues in this entry.

5.5 Carbohydrates [i](#)

There are no monosaccharides in this entry.

5.6 Ligand geometry [i](#)

Of 72 ligands modelled in this entry, 36 are monoatomic - leaving 36 for Mogul analysis.

In the following table, the Counts columns list the number of bonds (or angles) for which Mogul statistics could be retrieved, the number of bonds (or angles) that are observed in the model and the number of bonds (or angles) that are defined in the Chemical Component Dictionary. The Link column lists molecule types, if any, to which the group is linked. The Z score for a bond length (or angle) is the number of standard deviations the observed value is removed from the expected value. A bond length (or angle) with $|Z| > 2$ is considered an outlier worth inspection. RMSZ is the root-mean-square of all Z scores of the bond lengths (or angles).

Mol	Type	Chain	Res	Link	Bond lengths			Bond angles		
					Counts	RMSZ	# Z > 2	Counts	RMSZ	# Z > 2
2	GDP	B	1001	-	24,30,30	1.10	1 (4%)	30,47,47	1.58	5 (16%)
3	ALF	K	1002	-	0,4,4	-	-	-	-	-

Mol	Type	Chain	Res	Link	Bond lengths			Bond angles		
					Counts	RMSZ	# Z > 2	Counts	RMSZ	# Z > 2
2	GDP	D	1002	4	24,30,30	0.86	1 (4%)	30,47,47	1.78	6 (20%)
2	GDP	Q	1001	4,5	24,30,30	0.96	1 (4%)	30,47,47	1.40	4 (13%)
3	ALF	H	1002	-	0,4,4	-	-	-	-	-
3	ALF	I	1002	-	0,4,4	-	-	-	-	-
2	GDP	P	1001	4,5	24,30,30	0.96	1 (4%)	30,47,47	1.40	4 (13%)
3	ALF	M	1002	-	0,4,4	-	-	-	-	-
3	ALF	P	1002	-	0,4,4	-	-	-	-	-
3	ALF	Q	1002	-	0,4,4	-	-	-	-	-
2	GDP	R	1001	4,5	24,30,30	0.96	1 (4%)	30,47,47	1.40	4 (13%)
2	GDP	O	1001	4,5	24,30,30	0.96	1 (4%)	30,47,47	1.40	4 (13%)
3	ALF	B	1002	-	0,4,4	-	-	-	-	-
2	GDP	L	1001	4,5	24,30,30	0.97	1 (4%)	30,47,47	1.40	4 (13%)
3	ALF	F	1002	-	0,4,4	-	-	-	-	-
2	GDP	E	1001	-	24,30,30	0.89	1 (4%)	30,47,47	1.53	6 (20%)
3	ALF	A	1002	-	0,4,4	-	-	-	-	-
2	GDP	H	1001	4,5	24,30,30	0.89	1 (4%)	30,47,47	1.36	5 (16%)
3	ALF	D	1003	-	0,4,4	-	-	-	-	-
3	ALF	C	1002	-	0,4,4	-	-	-	-	-
3	ALF	J	1002	-	0,4,4	-	-	-	-	-
2	GDP	I	1001	4,5	24,30,30	0.90	1 (4%)	30,47,47	1.37	5 (16%)
2	GDP	F	1001	4,5	24,30,30	0.90	1 (4%)	30,47,47	1.37	5 (16%)
3	ALF	G	1002	-	0,4,4	-	-	-	-	-
3	ALF	E	1002	-	0,4,4	-	-	-	-	-
2	GDP	G	1001	4,5	24,30,30	0.90	1 (4%)	30,47,47	1.36	5 (16%)
2	GDP	K	1001	4	24,30,30	1.05	1 (4%)	30,47,47	1.64	6 (20%)
3	ALF	L	1002	-	0,4,4	-	-	-	-	-
2	GDP	M	1001	4,5	24,30,30	0.96	1 (4%)	30,47,47	1.39	4 (13%)
2	GDP	N	1002	4,5	24,30,30	0.96	1 (4%)	30,47,47	1.40	4 (13%)
2	GDP	C	1001	4,5	24,30,30	0.90	1 (4%)	30,47,47	1.37	5 (16%)
2	GDP	A	1001	4,5	24,30,30	0.89	1 (4%)	30,47,47	1.36	5 (16%)
3	ALF	R	1002	-	0,4,4	-	-	-	-	-
3	ALF	N	1003	-	0,4,4	-	-	-	-	-
2	GDP	J	1001	4,5	24,30,30	0.90	1 (4%)	30,47,47	1.37	5 (16%)
3	ALF	O	1002	-	0,4,4	-	-	-	-	-

In the following table, the Chirals column lists the number of chiral outliers, the number of chiral centers analysed, the number of these observed in the model and the number defined in the Chemical Component Dictionary. Similar counts are reported in the Torsion and Rings columns. '-' means no outliers of that kind were identified.

Mol	Type	Chain	Res	Link	Chirals	Torsions	Rings
2	GDP	B	1001	-	-	7/12/32/32	0/3/3/3
2	GDP	P	1001	4,5	-	3/12/32/32	0/3/3/3
2	GDP	D	1002	4	-	4/12/32/32	0/3/3/3
2	GDP	K	1001	4	-	1/12/32/32	0/3/3/3
2	GDP	G	1001	4,5	-	3/12/32/32	0/3/3/3
2	GDP	Q	1001	4,5	-	3/12/32/32	0/3/3/3
2	GDP	M	1001	4,5	-	3/12/32/32	0/3/3/3
2	GDP	N	1002	4,5	-	3/12/32/32	0/3/3/3
2	GDP	C	1001	4,5	-	3/12/32/32	0/3/3/3
2	GDP	J	1001	4,5	-	3/12/32/32	0/3/3/3
2	GDP	R	1001	4,5	-	3/12/32/32	0/3/3/3
2	GDP	A	1001	4,5	-	3/12/32/32	0/3/3/3
2	GDP	I	1001	4,5	-	3/12/32/32	0/3/3/3
2	GDP	O	1001	4,5	-	3/12/32/32	0/3/3/3
2	GDP	L	1001	4,5	-	3/12/32/32	0/3/3/3
2	GDP	F	1001	4,5	-	3/12/32/32	0/3/3/3
2	GDP	E	1001	-	-	4/12/32/32	0/3/3/3
2	GDP	H	1001	4,5	-	3/12/32/32	0/3/3/3

All (18) bond length outliers are listed below:

Mol	Chain	Res	Type	Atoms	Z	Observed(Å)	Ideal(Å)
2	B	1001	GDP	C6-N1	-3.33	1.32	1.37
2	K	1001	GDP	C6-N1	-2.94	1.33	1.37
2	L	1001	GDP	C6-N1	-2.42	1.34	1.37
2	N	1002	GDP	C6-N1	-2.41	1.34	1.37
2	Q	1001	GDP	C6-N1	-2.40	1.34	1.37
2	M	1001	GDP	C6-N1	-2.40	1.34	1.37
2	O	1001	GDP	C6-N1	-2.39	1.34	1.37
2	P	1001	GDP	C6-N1	-2.38	1.34	1.37
2	R	1001	GDP	C6-N1	-2.37	1.34	1.37
2	J	1001	GDP	C6-N1	-2.22	1.34	1.37
2	C	1001	GDP	C6-N1	-2.20	1.34	1.37
2	A	1001	GDP	C6-N1	-2.19	1.34	1.37
2	H	1001	GDP	C6-N1	-2.19	1.34	1.37
2	G	1001	GDP	C6-N1	-2.18	1.34	1.37
2	F	1001	GDP	C6-N1	-2.18	1.34	1.37
2	I	1001	GDP	C6-N1	-2.15	1.34	1.37
2	E	1001	GDP	C6-N1	-2.10	1.34	1.37

Continued on next page...

Continued from previous page...

Mol	Chain	Res	Type	Atoms	Z	Observed(Å)	Ideal(Å)
2	D	1002	GDP	C6-N1	-2.06	1.34	1.37

All (86) bond angle outliers are listed below:

Mol	Chain	Res	Type	Atoms	Z	Observed(°)	Ideal(°)
2	D	1002	GDP	O6-C6-C5	-4.37	115.85	124.37
2	K	1001	GDP	PA-O3A-PB	-4.36	117.87	132.83
2	N	1002	GDP	PA-O3A-PB	-4.02	119.04	132.83
2	L	1001	GDP	PA-O3A-PB	-4.02	119.04	132.83
2	P	1001	GDP	PA-O3A-PB	-4.01	119.05	132.83
2	Q	1001	GDP	PA-O3A-PB	-4.01	119.06	132.83
2	M	1001	GDP	PA-O3A-PB	-4.01	119.07	132.83
2	O	1001	GDP	PA-O3A-PB	-4.01	119.08	132.83
2	R	1001	GDP	PA-O3A-PB	-4.01	119.08	132.83
2	B	1001	GDP	C8-N7-C5	3.91	110.44	102.99
2	C	1001	GDP	PA-O3A-PB	-3.66	120.27	132.83
2	G	1001	GDP	PA-O3A-PB	-3.65	120.28	132.83
2	I	1001	GDP	PA-O3A-PB	-3.65	120.31	132.83
2	J	1001	GDP	PA-O3A-PB	-3.65	120.31	132.83
2	F	1001	GDP	PA-O3A-PB	-3.64	120.33	132.83
2	A	1001	GDP	PA-O3A-PB	-3.64	120.33	132.83
2	H	1001	GDP	PA-O3A-PB	-3.63	120.36	132.83
2	B	1001	GDP	PA-O3A-PB	-3.50	120.81	132.83
2	D	1002	GDP	N2-C2-N1	3.49	124.14	116.71
2	E	1001	GDP	N2-C2-N1	3.37	123.90	116.71
2	E	1001	GDP	O6-C6-C5	-3.34	117.85	124.37
2	D	1002	GDP	C5-C6-N1	3.34	119.84	113.95
2	K	1001	GDP	C8-N7-C5	3.29	109.26	102.99
2	D	1002	GDP	O5'-C5'-C4'	3.16	119.86	108.99
2	D	1002	GDP	O6-C6-N1	3.09	124.29	120.65
2	K	1001	GDP	N2-C2-N1	2.93	122.95	116.71
2	E	1001	GDP	C5-C6-N1	2.83	118.95	113.95
2	O	1001	GDP	C3'-C2'-C1'	2.71	105.06	100.98
2	R	1001	GDP	C3'-C2'-C1'	2.70	105.05	100.98
2	M	1001	GDP	C3'-C2'-C1'	2.69	105.02	100.98
2	Q	1001	GDP	C3'-C2'-C1'	2.68	105.02	100.98
2	L	1001	GDP	C3'-C2'-C1'	2.68	105.02	100.98
2	P	1001	GDP	C3'-C2'-C1'	2.67	105.00	100.98
2	N	1002	GDP	C3'-C2'-C1'	2.66	104.99	100.98
2	C	1001	GDP	C8-N7-C5	2.66	108.05	102.99
2	F	1001	GDP	C8-N7-C5	2.65	108.04	102.99
2	J	1001	GDP	C8-N7-C5	2.65	108.03	102.99

Continued on next page...

Continued from previous page...

Mol	Chain	Res	Type	Atoms	Z	Observed(°)	Ideal(°)
2	A	1001	GDP	C8-N7-C5	2.65	108.03	102.99
2	G	1001	GDP	C8-N7-C5	2.64	108.02	102.99
2	I	1001	GDP	C8-N7-C5	2.64	108.02	102.99
2	H	1001	GDP	C8-N7-C5	2.63	108.01	102.99
2	F	1001	GDP	C3'-C2'-C1'	2.58	104.86	100.98
2	I	1001	GDP	C3'-C2'-C1'	2.57	104.85	100.98
2	G	1001	GDP	C3'-C2'-C1'	2.57	104.85	100.98
2	J	1001	GDP	C3'-C2'-C1'	2.56	104.83	100.98
2	L	1001	GDP	C5-C6-N1	2.56	118.47	113.95
2	C	1001	GDP	C3'-C2'-C1'	2.56	104.83	100.98
2	A	1001	GDP	C3'-C2'-C1'	2.56	104.83	100.98
2	P	1001	GDP	C5-C6-N1	2.55	118.45	113.95
2	H	1001	GDP	C3'-C2'-C1'	2.54	104.81	100.98
2	R	1001	GDP	C5-C6-N1	2.54	118.44	113.95
2	O	1001	GDP	C5-C6-N1	2.54	118.43	113.95
2	Q	1001	GDP	C5-C6-N1	2.54	118.43	113.95
2	N	1002	GDP	C5-C6-N1	2.53	118.42	113.95
2	M	1001	GDP	C5-C6-N1	2.52	118.40	113.95
2	O	1001	GDP	C8-N7-C5	2.48	107.72	102.99
2	P	1001	GDP	C8-N7-C5	2.47	107.70	102.99
2	L	1001	GDP	C8-N7-C5	2.47	107.70	102.99
2	Q	1001	GDP	C8-N7-C5	2.47	107.70	102.99
2	R	1001	GDP	C8-N7-C5	2.46	107.68	102.99
2	J	1001	GDP	C5-C6-N1	2.45	118.28	113.95
2	M	1001	GDP	C8-N7-C5	2.45	107.65	102.99
2	H	1001	GDP	C5-C6-N1	2.44	118.27	113.95
2	I	1001	GDP	C5-C6-N1	2.44	118.27	113.95
2	B	1001	GDP	O5'-C5'-C4'	2.44	117.40	108.99
2	N	1002	GDP	C8-N7-C5	2.44	107.64	102.99
2	F	1001	GDP	C5-C6-N1	2.44	118.26	113.95
2	C	1001	GDP	C5-C6-N1	2.44	118.26	113.95
2	A	1001	GDP	C5-C6-N1	2.43	118.25	113.95
2	K	1001	GDP	C5-C6-N1	2.43	118.25	113.95
2	G	1001	GDP	C5-C6-N1	2.42	118.23	113.95
2	E	1001	GDP	N2-C2-N3	-2.34	115.19	119.74
2	B	1001	GDP	N2-C2-N1	2.26	121.52	116.71
2	B	1001	GDP	C3'-C2'-C1'	2.20	104.28	100.98
2	D	1002	GDP	N2-C2-N3	-2.18	115.49	119.74
2	E	1001	GDP	O6-C6-N1	2.14	123.17	120.65
2	E	1001	GDP	PA-O3A-PB	-2.12	125.55	132.83
2	K	1001	GDP	N2-C2-N3	-2.10	115.64	119.74
2	K	1001	GDP	C3'-C2'-C1'	2.05	104.06	100.98

Continued on next page...

Continued from previous page...

Mol	Chain	Res	Type	Atoms	Z	Observed(°)	Ideal(°)
2	C	1001	GDP	O6-C6-C5	-2.04	120.39	124.37
2	J	1001	GDP	O6-C6-C5	-2.04	120.39	124.37
2	H	1001	GDP	O6-C6-C5	-2.03	120.40	124.37
2	I	1001	GDP	O6-C6-C5	-2.03	120.41	124.37
2	A	1001	GDP	O6-C6-C5	-2.02	120.42	124.37
2	G	1001	GDP	O6-C6-C5	-2.01	120.45	124.37
2	F	1001	GDP	O6-C6-C5	-2.00	120.46	124.37

There are no chirality outliers.

All (58) torsion outliers are listed below:

Mol	Chain	Res	Type	Atoms
2	A	1001	GDP	O4'-C4'-C5'-O5'
2	B	1001	GDP	PA-O3A-PB-O2B
2	B	1001	GDP	C5'-O5'-PA-O1A
2	B	1001	GDP	C5'-O5'-PA-O2A
2	C	1001	GDP	O4'-C4'-C5'-O5'
2	D	1002	GDP	PA-O3A-PB-O3B
2	D	1002	GDP	C5'-O5'-PA-O3A
2	D	1002	GDP	C5'-O5'-PA-O1A
2	E	1001	GDP	C5'-O5'-PA-O3A
2	F	1001	GDP	O4'-C4'-C5'-O5'
2	G	1001	GDP	O4'-C4'-C5'-O5'
2	H	1001	GDP	O4'-C4'-C5'-O5'
2	I	1001	GDP	O4'-C4'-C5'-O5'
2	J	1001	GDP	O4'-C4'-C5'-O5'
2	A	1001	GDP	C3'-C4'-C5'-O5'
2	B	1001	GDP	O4'-C4'-C5'-O5'
2	C	1001	GDP	C3'-C4'-C5'-O5'
2	F	1001	GDP	C3'-C4'-C5'-O5'
2	G	1001	GDP	C3'-C4'-C5'-O5'
2	H	1001	GDP	C3'-C4'-C5'-O5'
2	I	1001	GDP	C3'-C4'-C5'-O5'
2	J	1001	GDP	C3'-C4'-C5'-O5'
2	B	1001	GDP	C3'-C4'-C5'-O5'
2	K	1001	GDP	O4'-C4'-C5'-O5'
2	B	1001	GDP	C5'-O5'-PA-O3A
2	A	1001	GDP	PB-O3A-PA-O1A
2	C	1001	GDP	PB-O3A-PA-O1A
2	F	1001	GDP	PB-O3A-PA-O1A
2	G	1001	GDP	PB-O3A-PA-O1A
2	H	1001	GDP	PB-O3A-PA-O1A

Continued on next page...

Continued from previous page...

Mol	Chain	Res	Type	Atoms
2	I	1001	GDP	PB-O3A-PA-O1A
2	J	1001	GDP	PB-O3A-PA-O1A
2	D	1002	GDP	C5'-O5'-PA-O2A
2	E	1001	GDP	C5'-O5'-PA-O1A
2	E	1001	GDP	C5'-O5'-PA-O2A
2	O	1001	GDP	O4'-C4'-C5'-O5'
2	B	1001	GDP	PA-O3A-PB-O3B
2	E	1001	GDP	PA-O3A-PB-O2B
2	L	1001	GDP	C5'-O5'-PA-O3A
2	M	1001	GDP	C5'-O5'-PA-O3A
2	N	1002	GDP	C5'-O5'-PA-O3A
2	O	1001	GDP	C5'-O5'-PA-O3A
2	P	1001	GDP	C5'-O5'-PA-O3A
2	Q	1001	GDP	C5'-O5'-PA-O3A
2	R	1001	GDP	C5'-O5'-PA-O3A
2	L	1001	GDP	O4'-C4'-C5'-O5'
2	M	1001	GDP	O4'-C4'-C5'-O5'
2	N	1002	GDP	O4'-C4'-C5'-O5'
2	P	1001	GDP	O4'-C4'-C5'-O5'
2	Q	1001	GDP	O4'-C4'-C5'-O5'
2	R	1001	GDP	O4'-C4'-C5'-O5'
2	L	1001	GDP	C5'-O5'-PA-O2A
2	M	1001	GDP	C5'-O5'-PA-O2A
2	N	1002	GDP	C5'-O5'-PA-O2A
2	O	1001	GDP	C5'-O5'-PA-O2A
2	P	1001	GDP	C5'-O5'-PA-O2A
2	Q	1001	GDP	C5'-O5'-PA-O2A
2	R	1001	GDP	C5'-O5'-PA-O2A

There are no ring outliers.

18 monomers are involved in 29 short contacts:

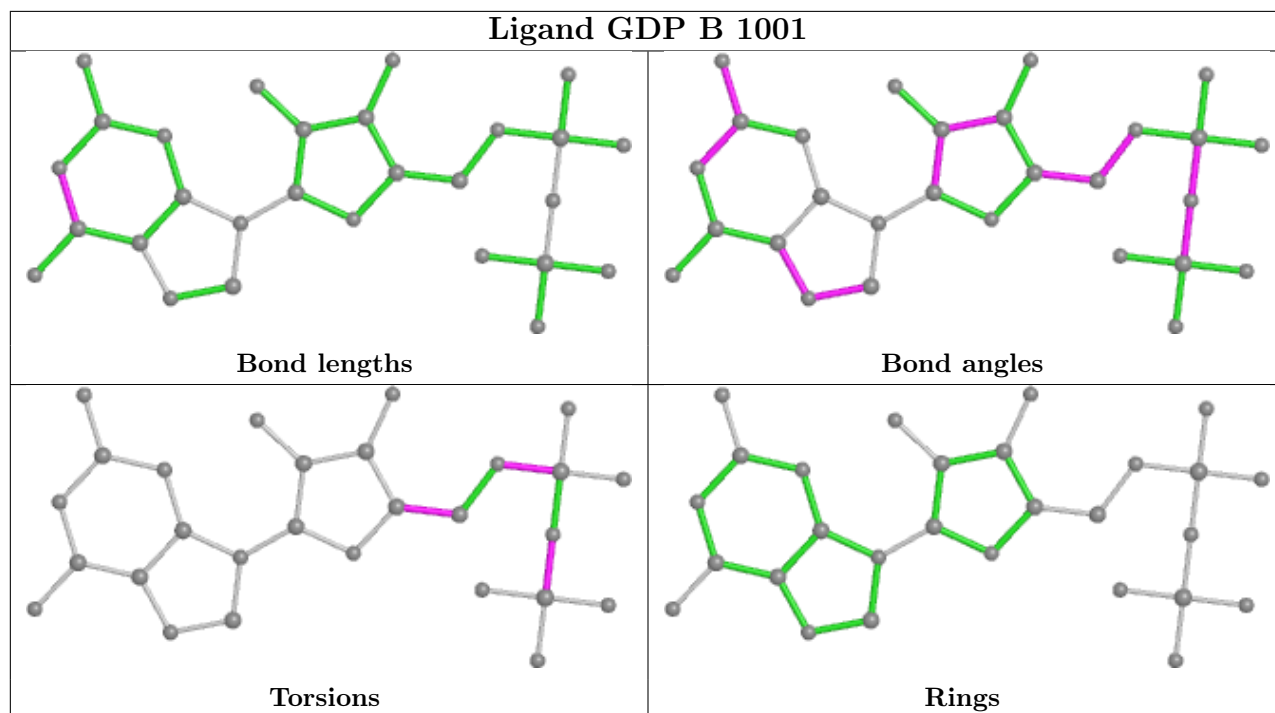
Mol	Chain	Res	Type	Clashes	Symm-Clashes
2	D	1002	GDP	3	0
2	Q	1001	GDP	3	0
2	P	1001	GDP	3	0
3	M	1002	ALF	1	0
3	P	1002	ALF	1	0
3	Q	1002	ALF	1	0
2	R	1001	GDP	3	0
2	O	1001	GDP	3	0
2	L	1001	GDP	3	0

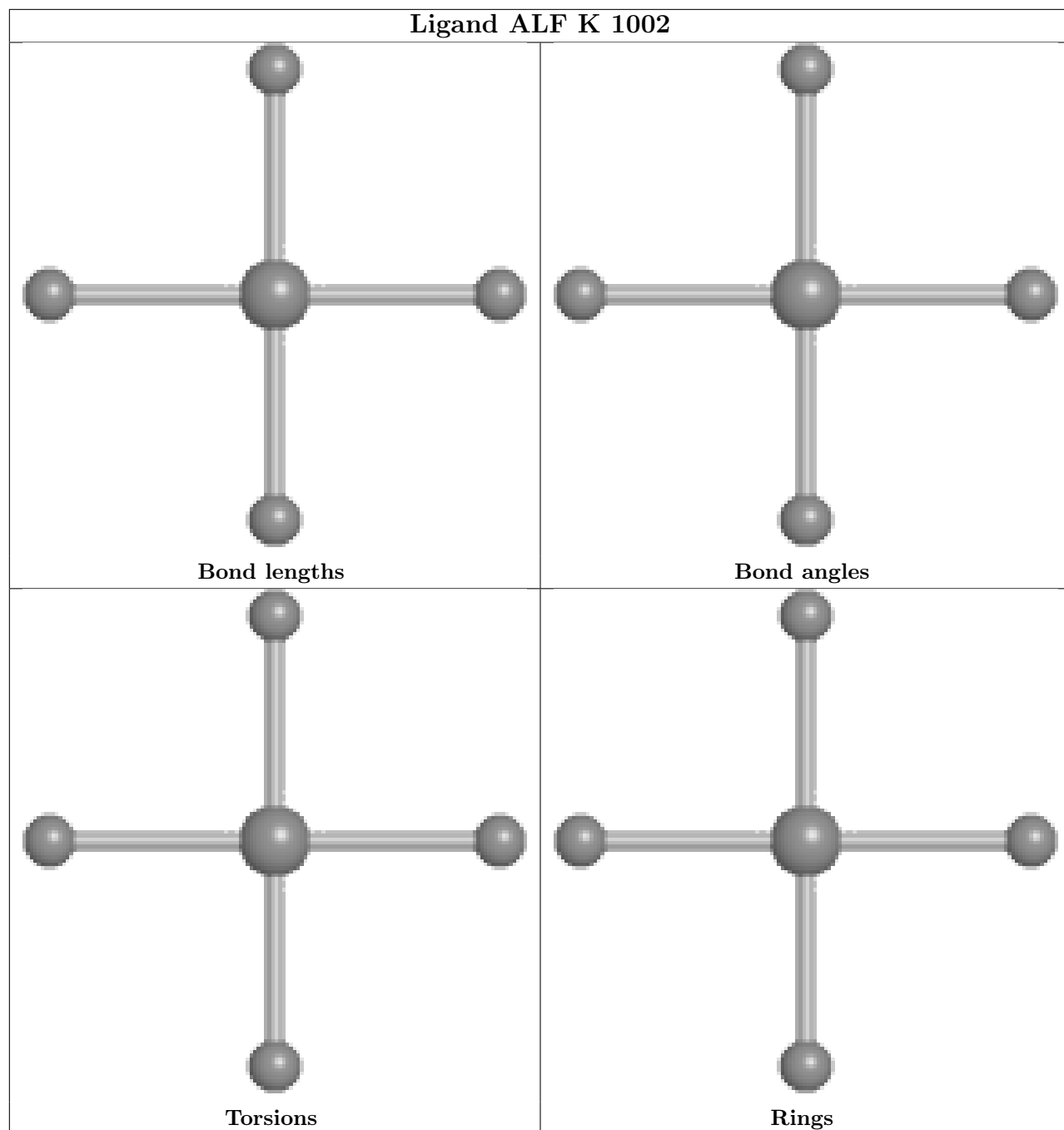
Continued on next page...

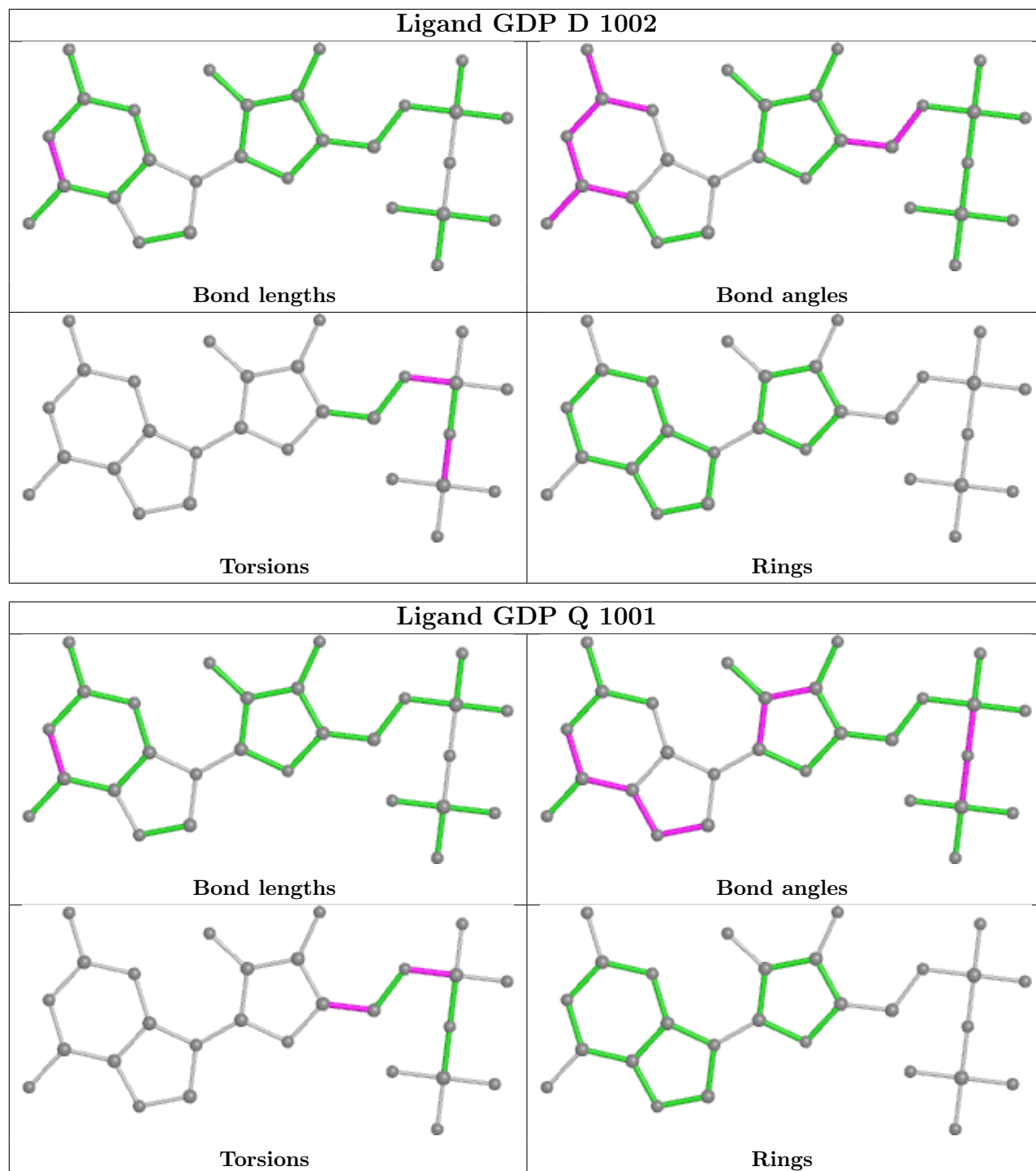
Continued from previous page...

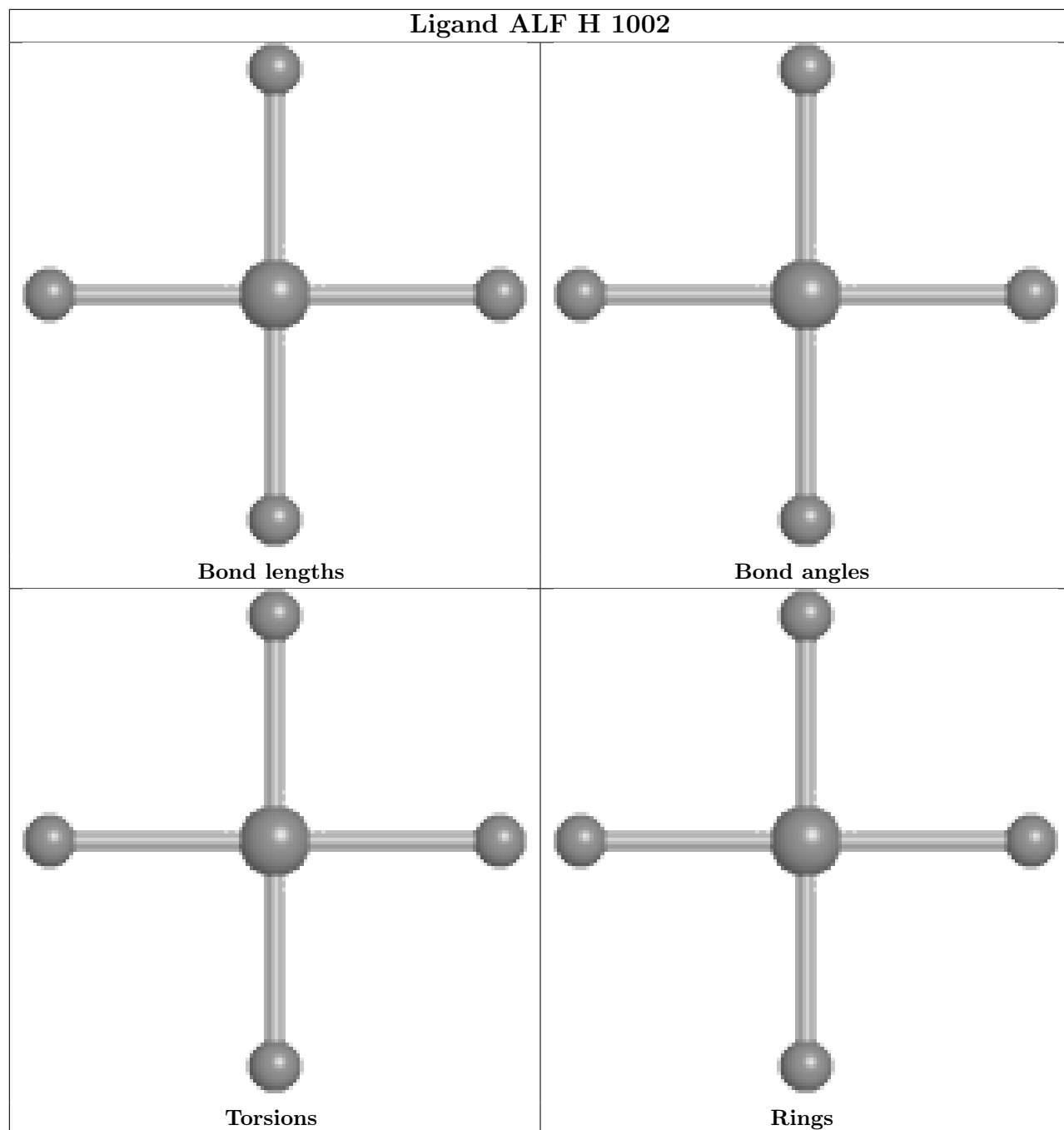
Mol	Chain	Res	Type	Clashes	Symm-Clashes
2	I	1001	GDP	1	0
2	G	1001	GDP	1	0
3	L	1002	ALF	1	0
2	M	1001	GDP	3	0
2	N	1002	GDP	5	0
3	R	1002	ALF	1	0
3	N	1003	ALF	1	0
2	J	1001	GDP	1	0
3	O	1002	ALF	1	0

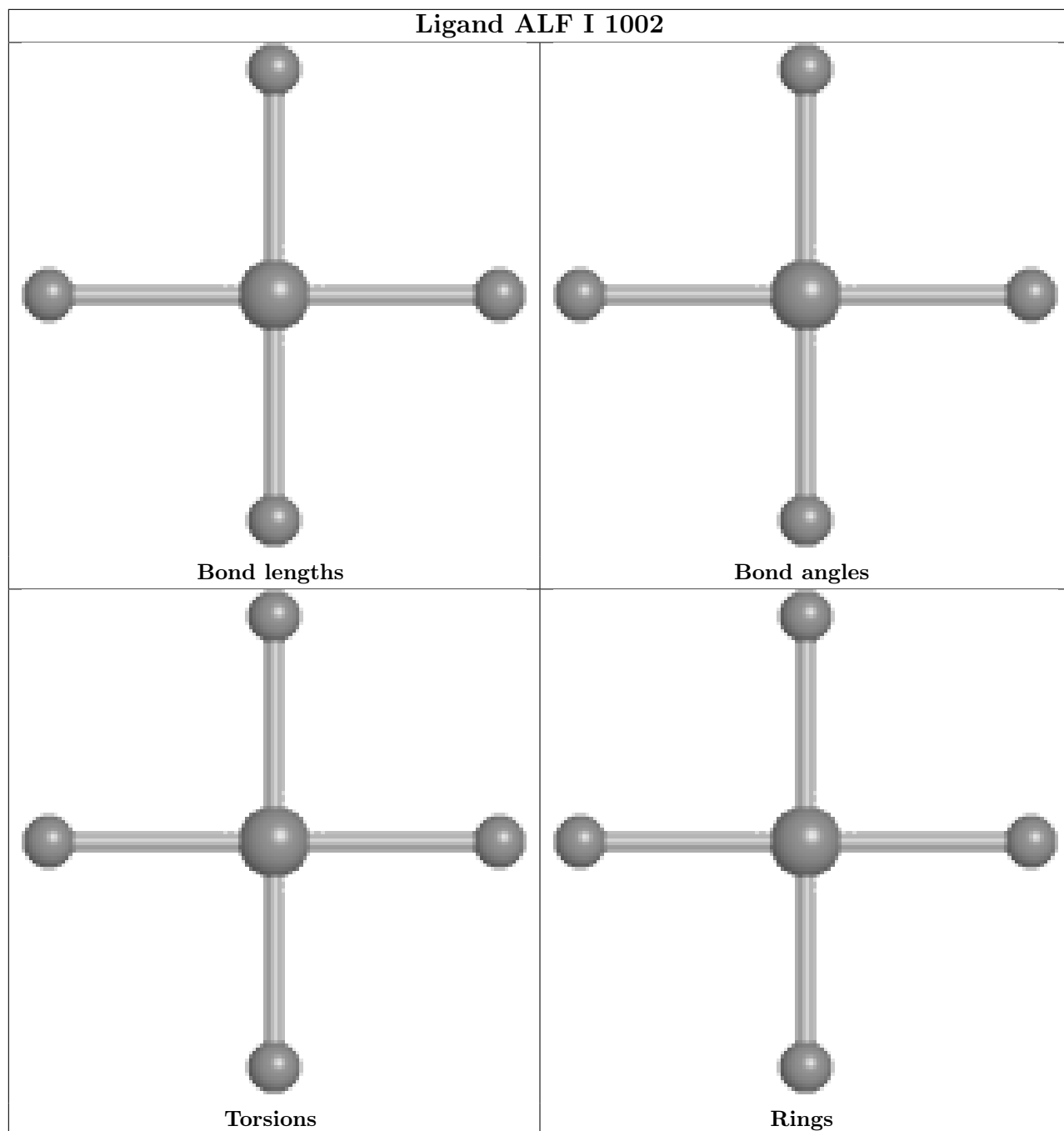
The following is a two-dimensional graphical depiction of Mogul quality analysis of bond lengths, bond angles, torsion angles, and ring geometry for all instances of the Ligand of Interest. In addition, ligands with molecular weight > 250 and outliers as shown on the validation Tables will also be included. For torsion angles, if less than 5% of the Mogul distribution of torsion angles is within 10 degrees of the torsion angle in question, then that torsion angle is considered an outlier. Any bond that is central to one or more torsion angles identified as an outlier by Mogul will be highlighted in the graph. For rings, the root-mean-square deviation (RMSD) between the ring in question and similar rings identified by Mogul is calculated over all ring torsion angles. If the average RMSD is greater than 60 degrees and the minimal RMSD between the ring in question and any Mogul-identified rings is also greater than 60 degrees, then that ring is considered an outlier. The outliers are highlighted in purple. The color gray indicates Mogul did not find sufficient equivalents in the CSD to analyse the geometry.

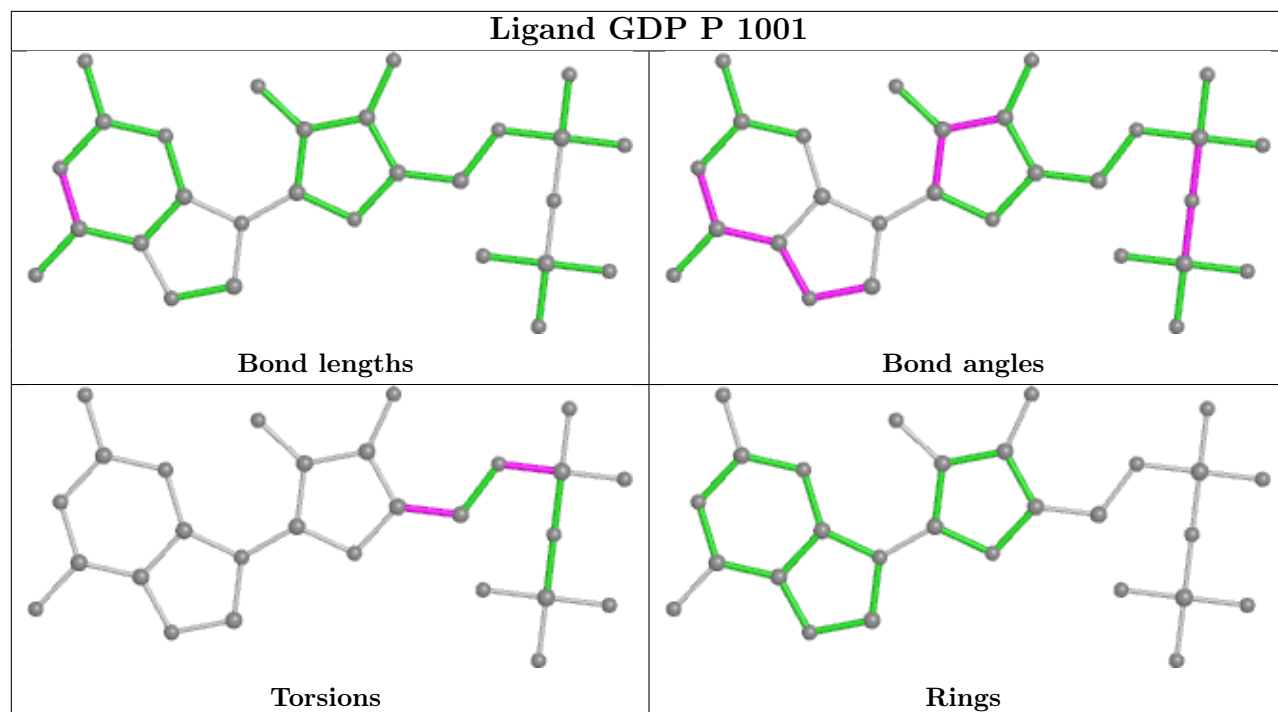


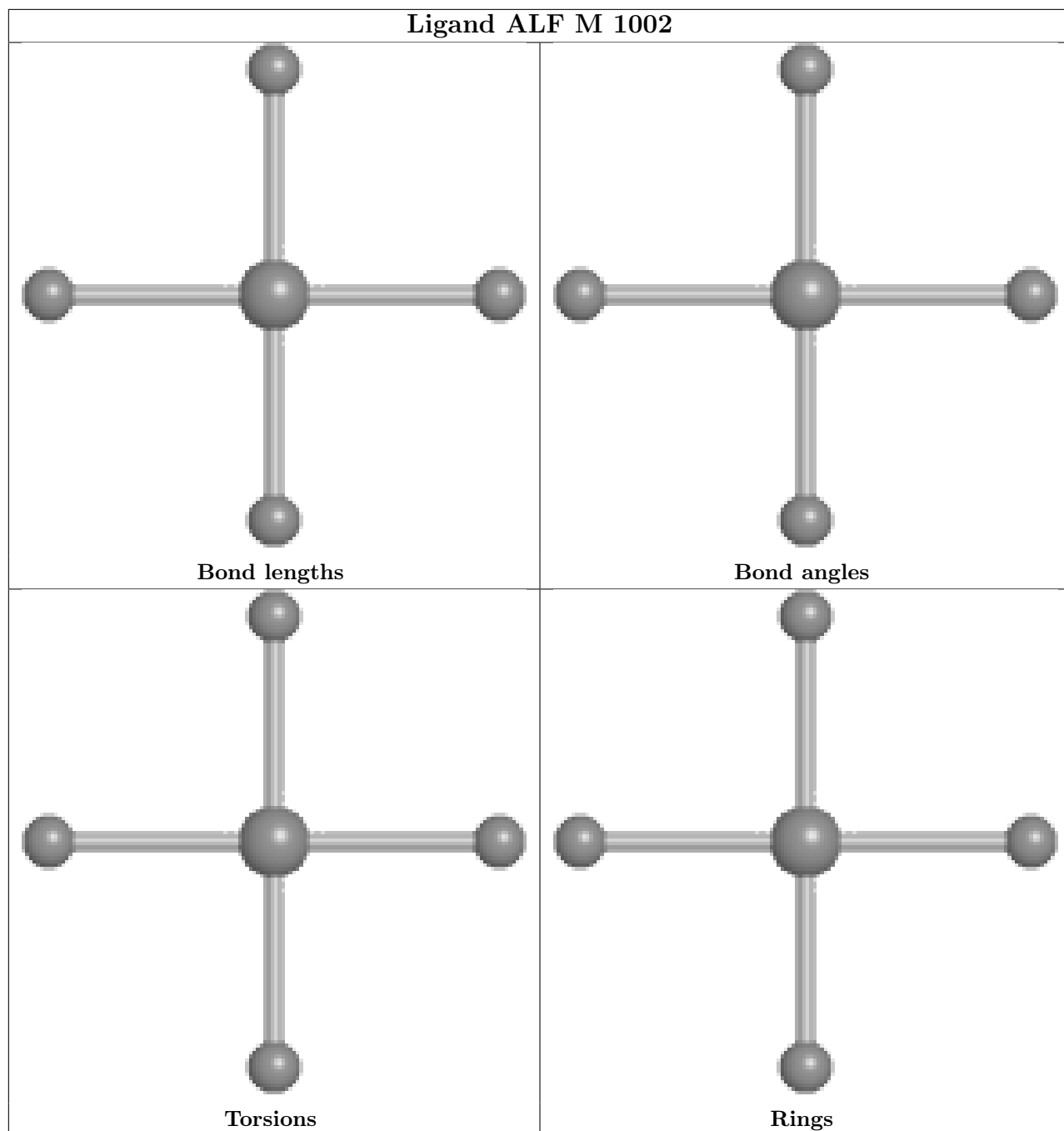


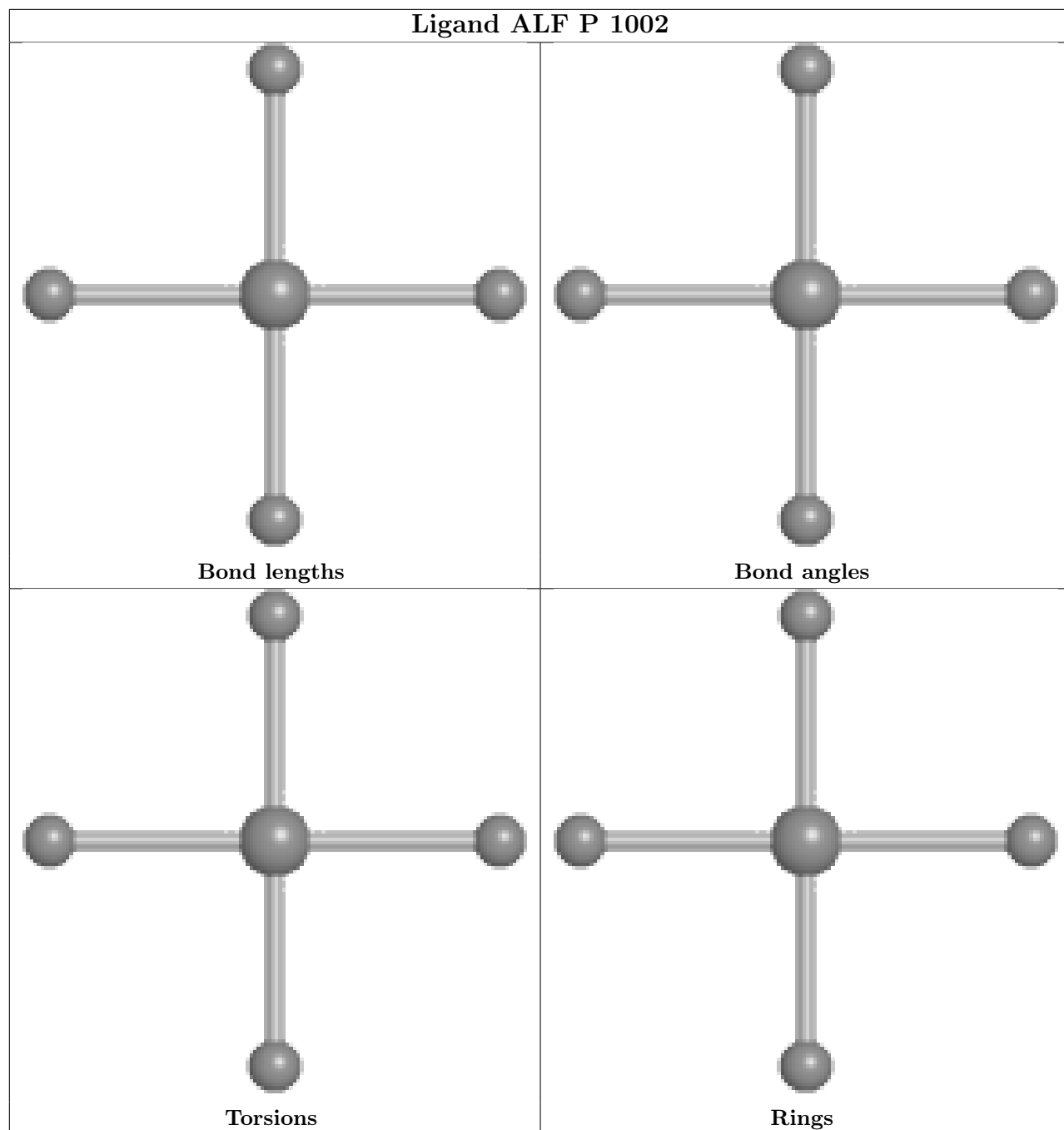


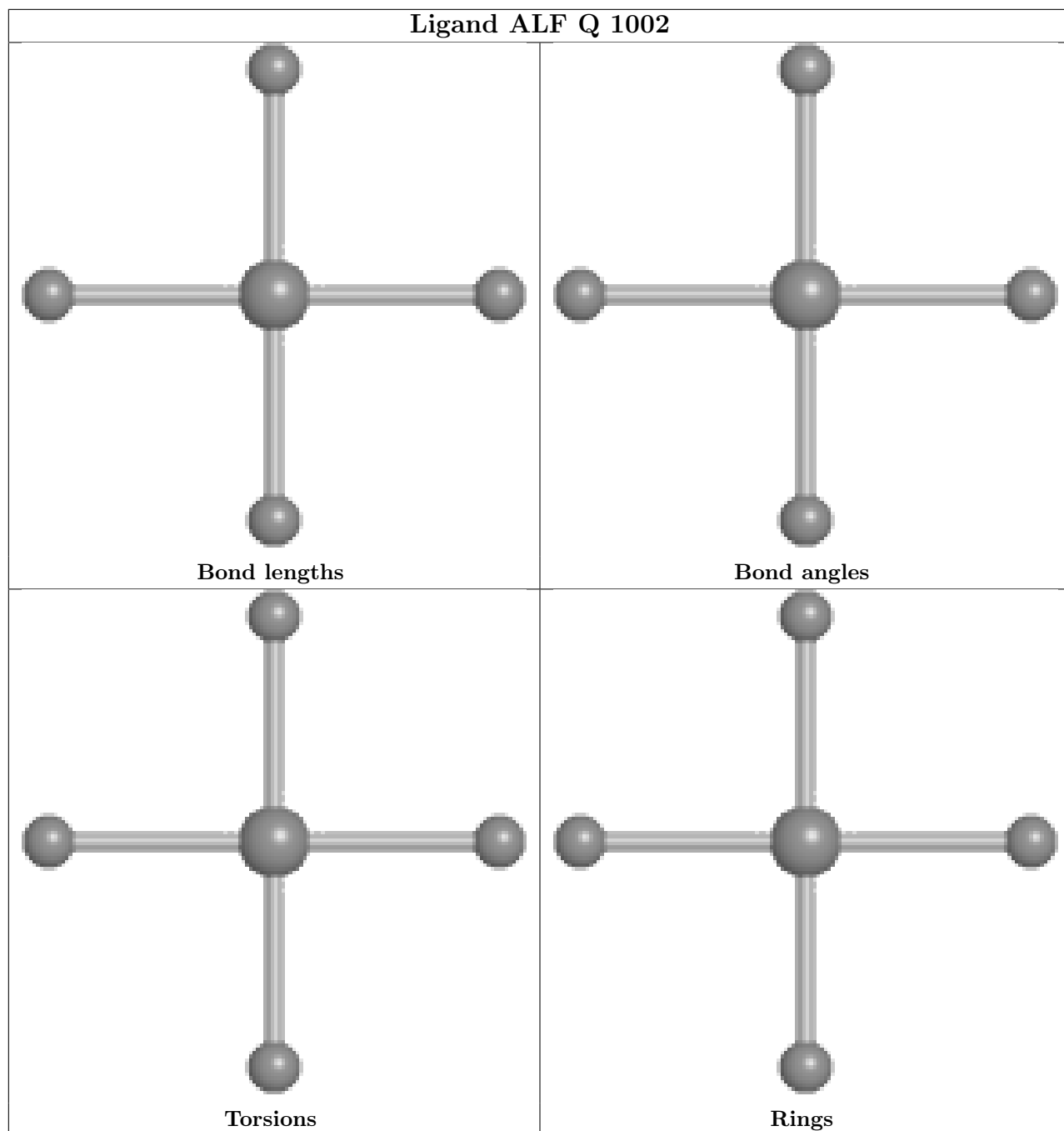


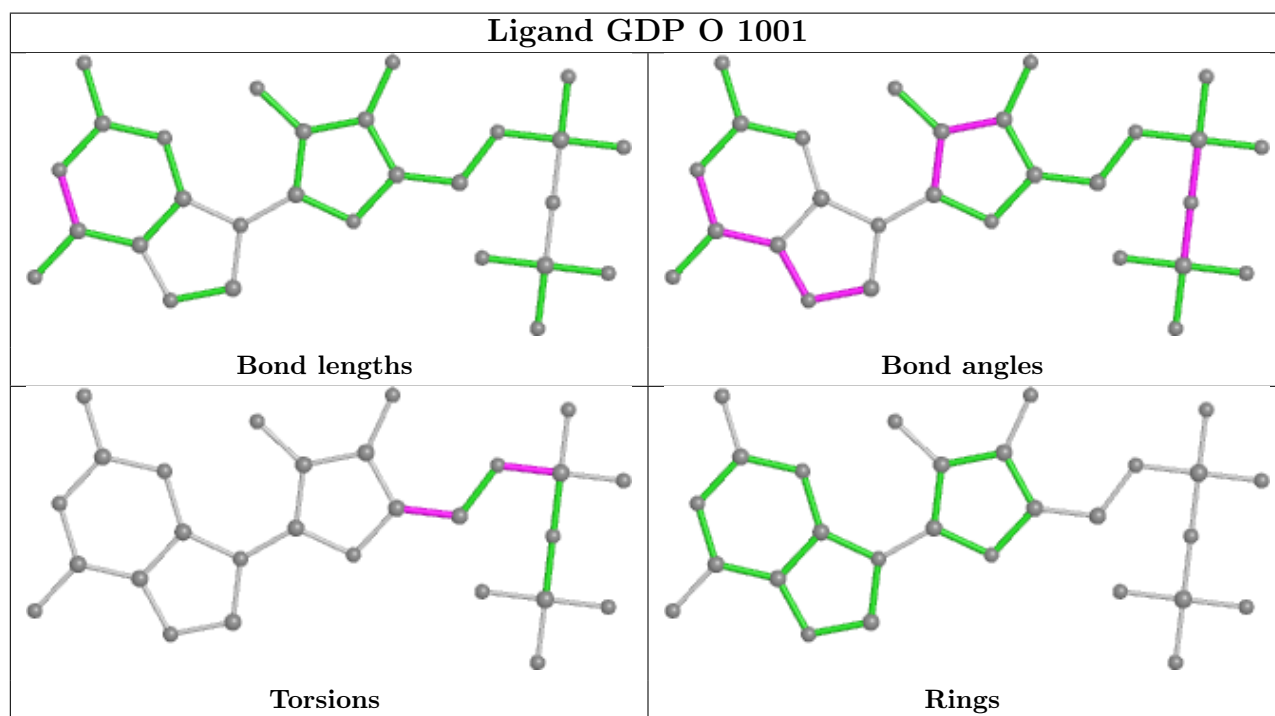
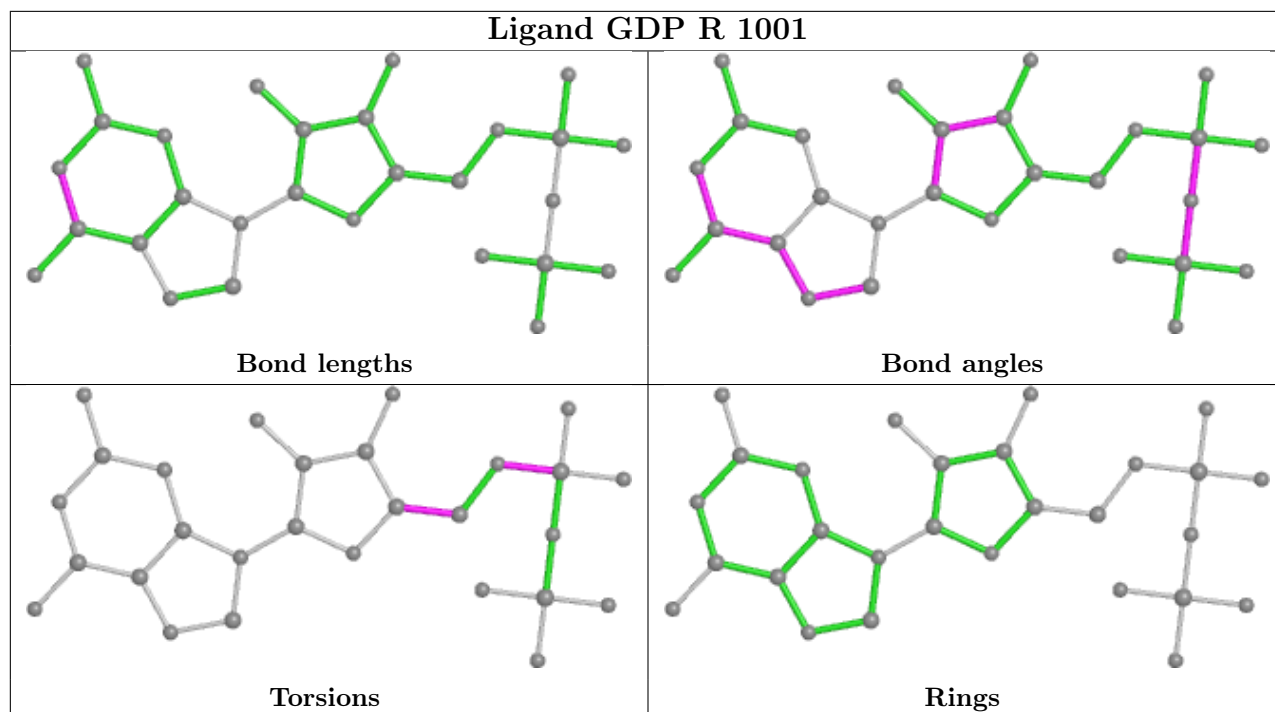


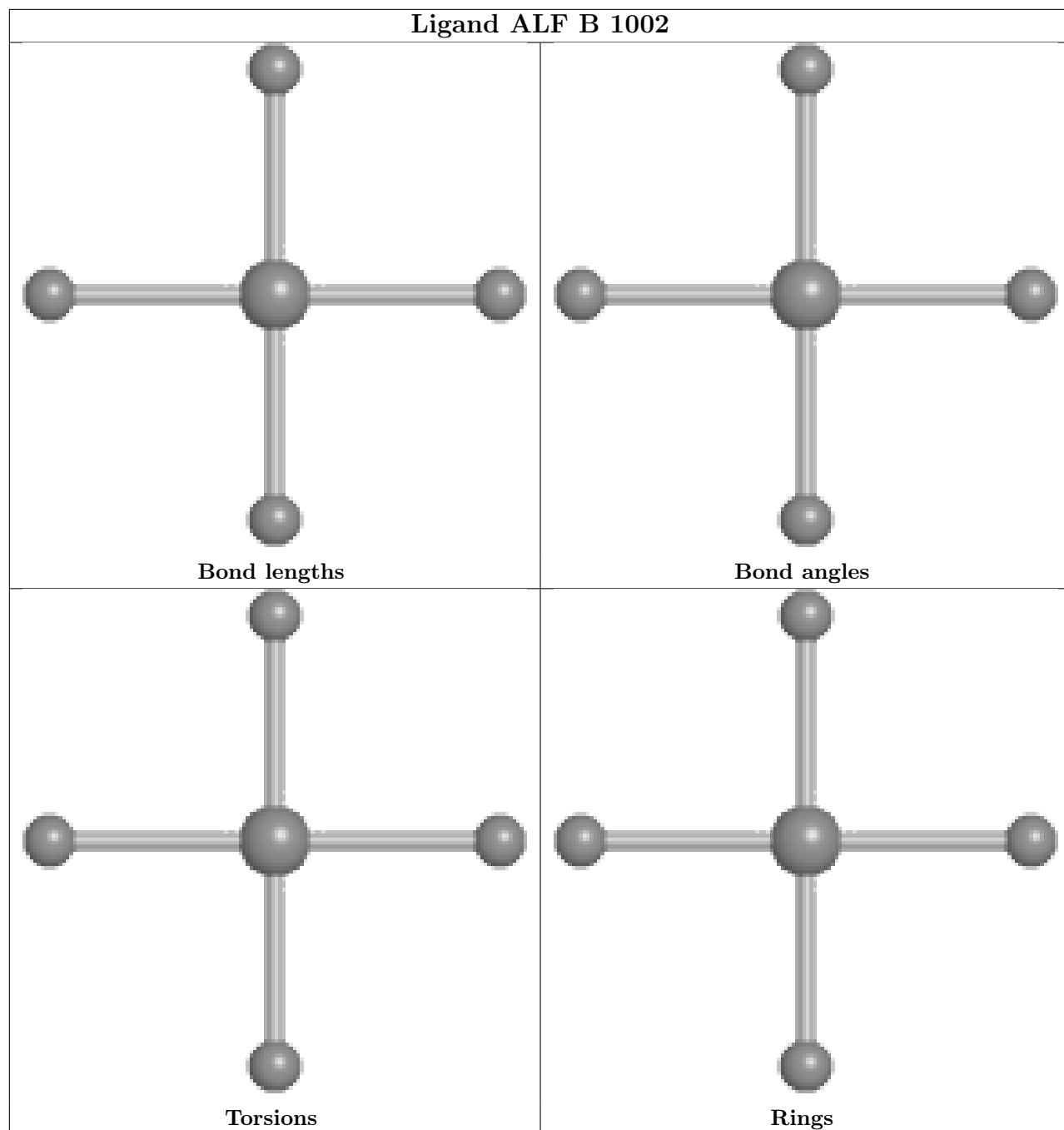


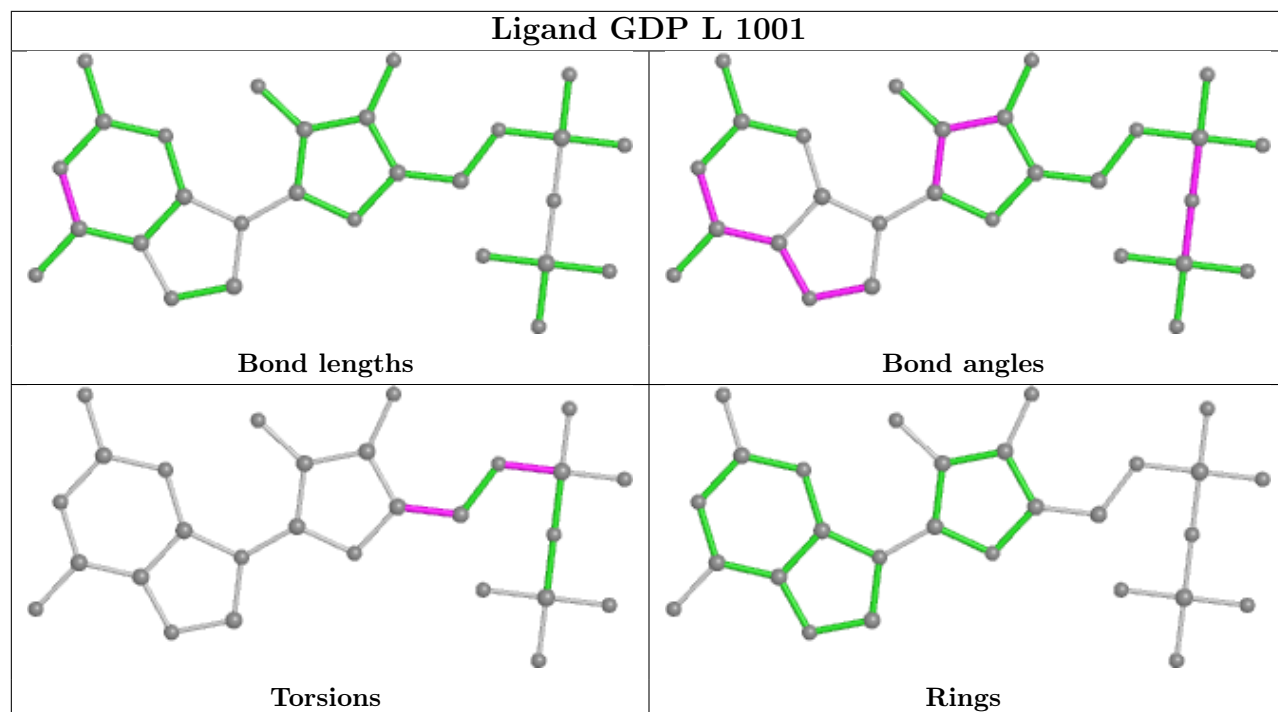


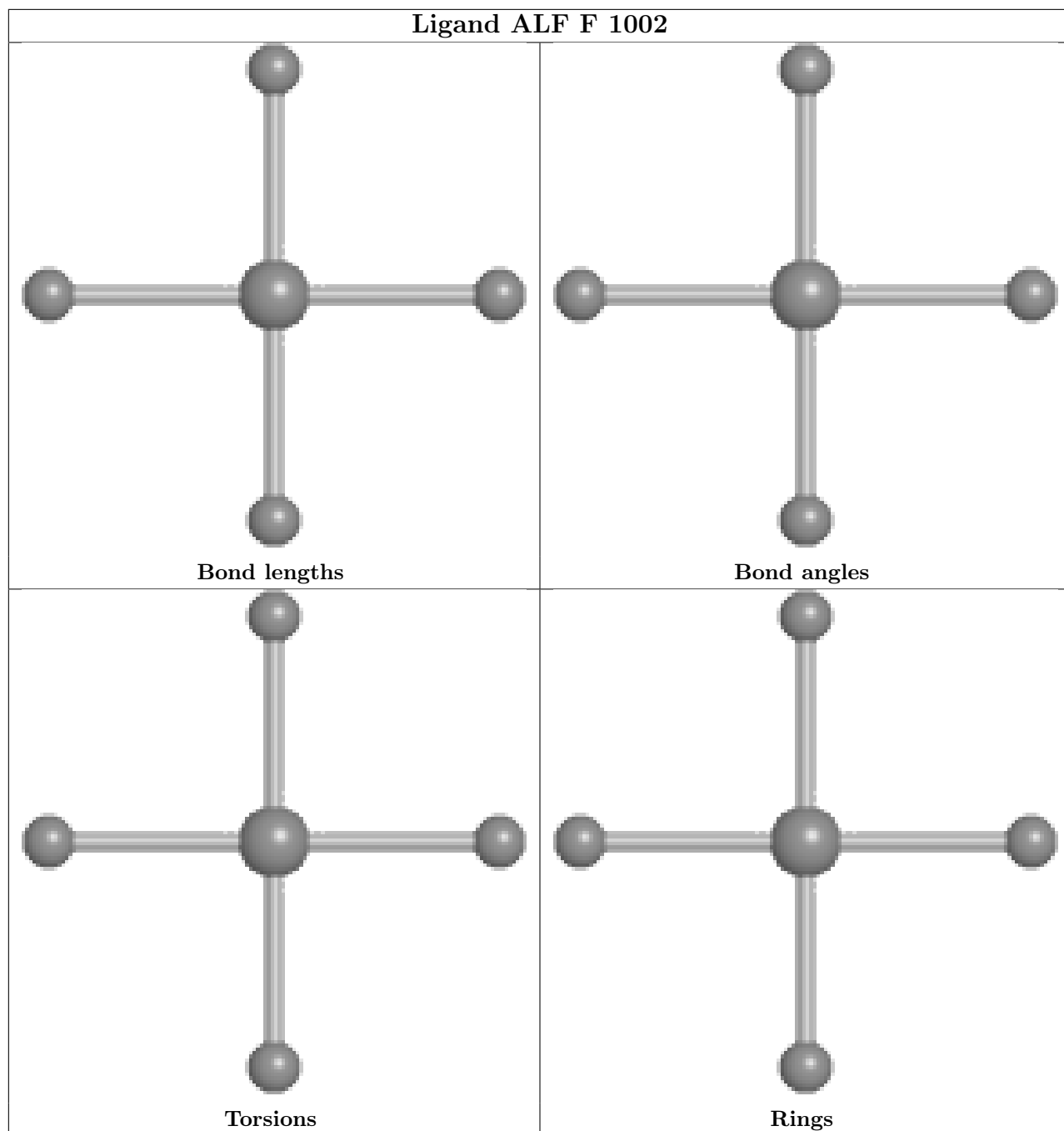


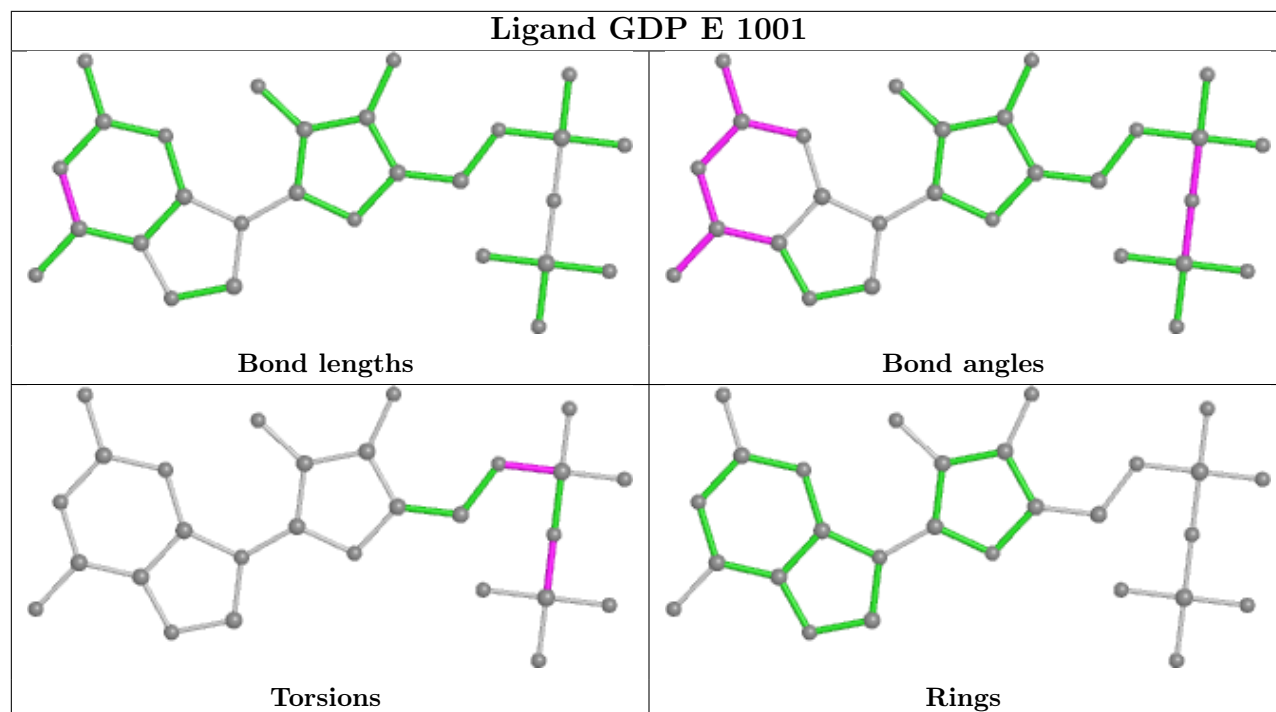


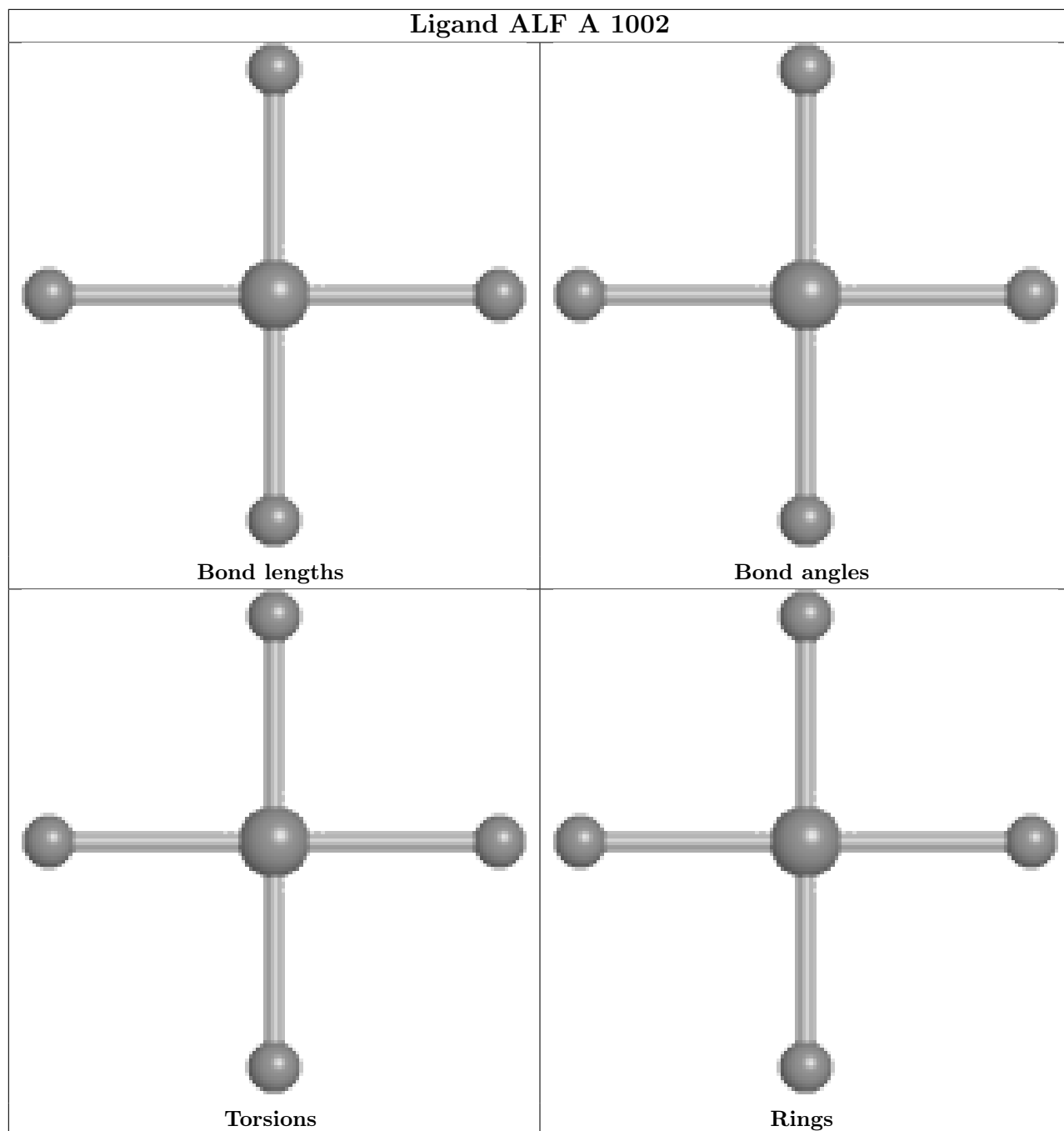


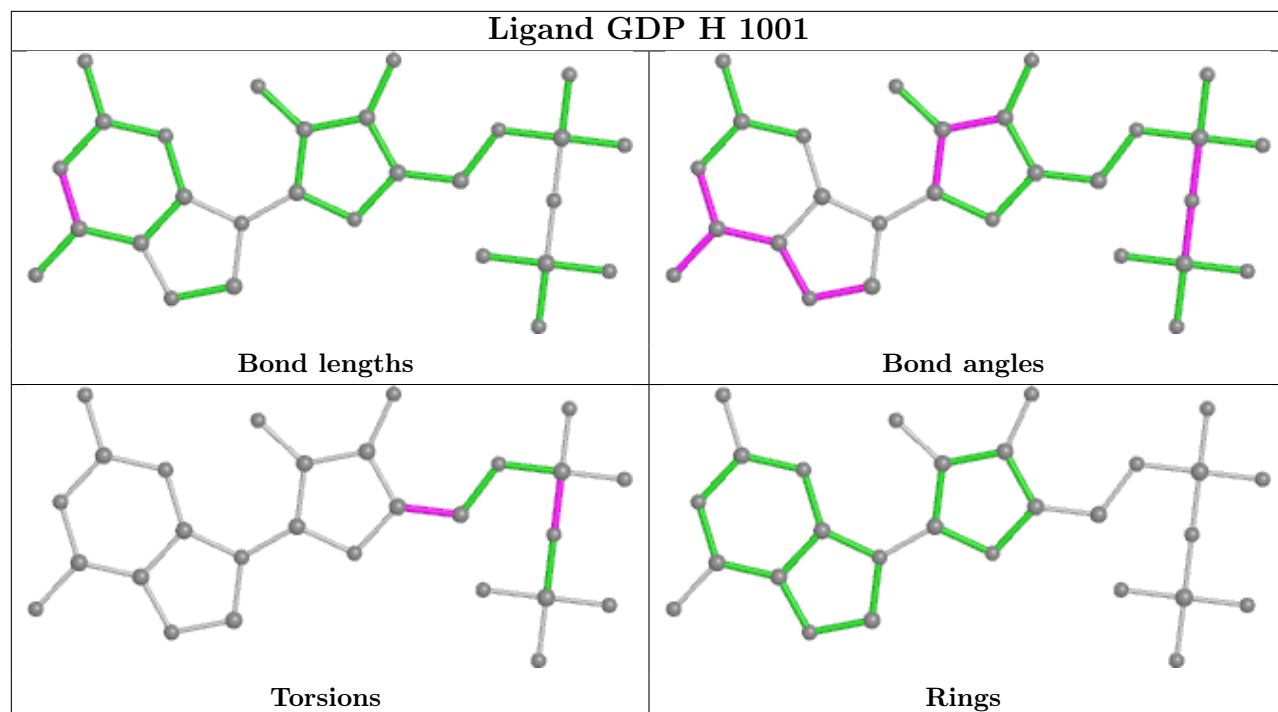


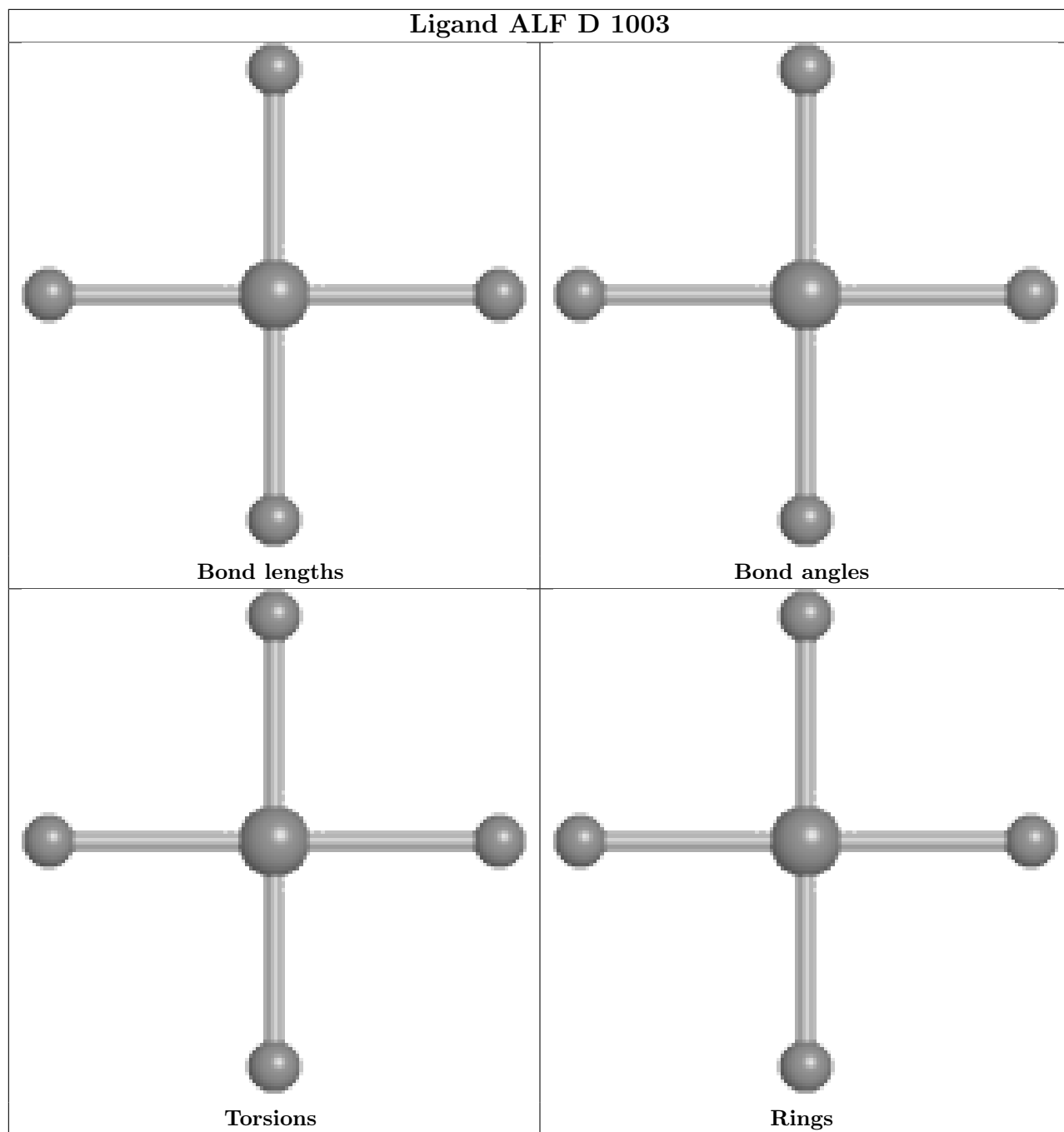


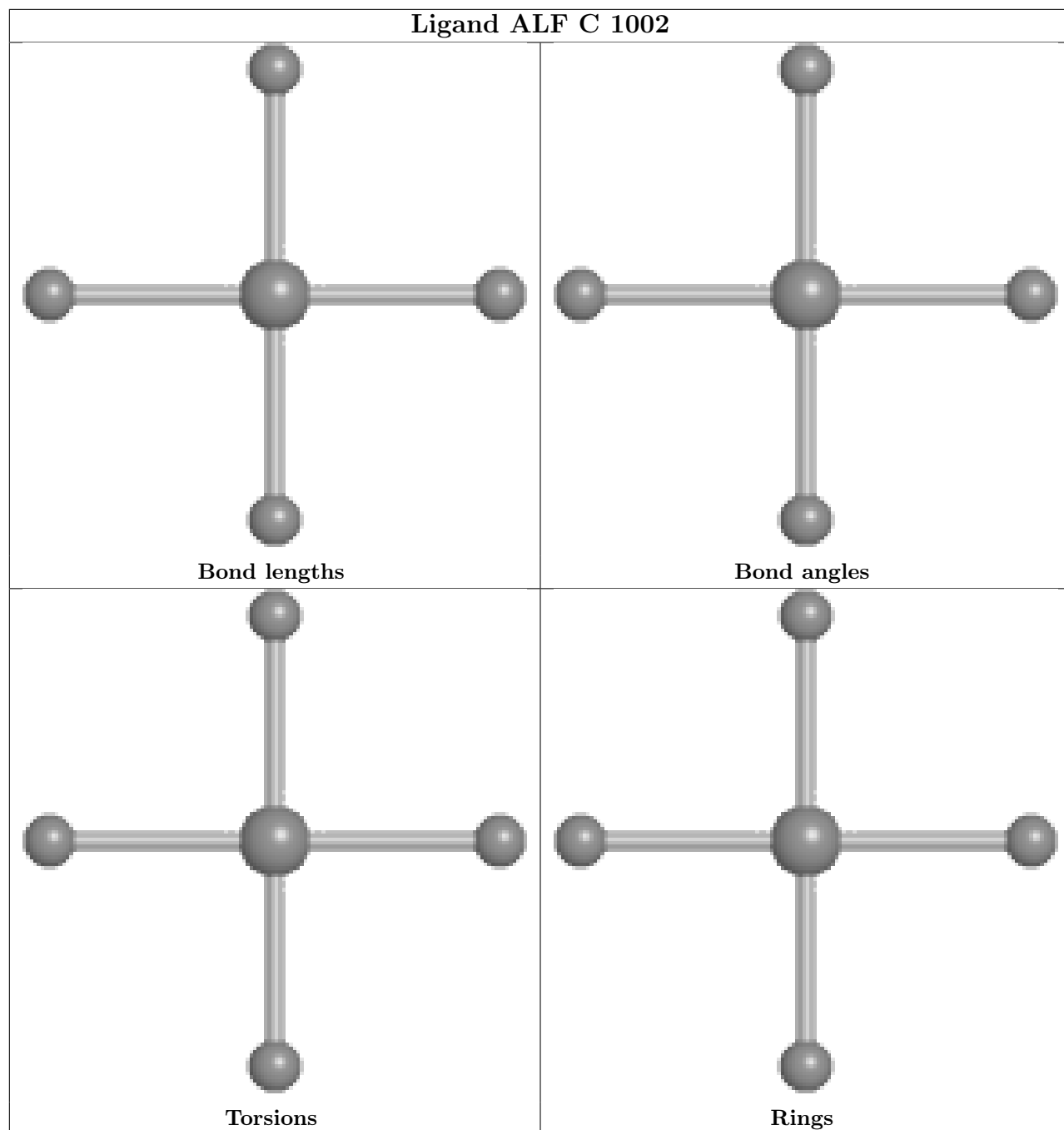


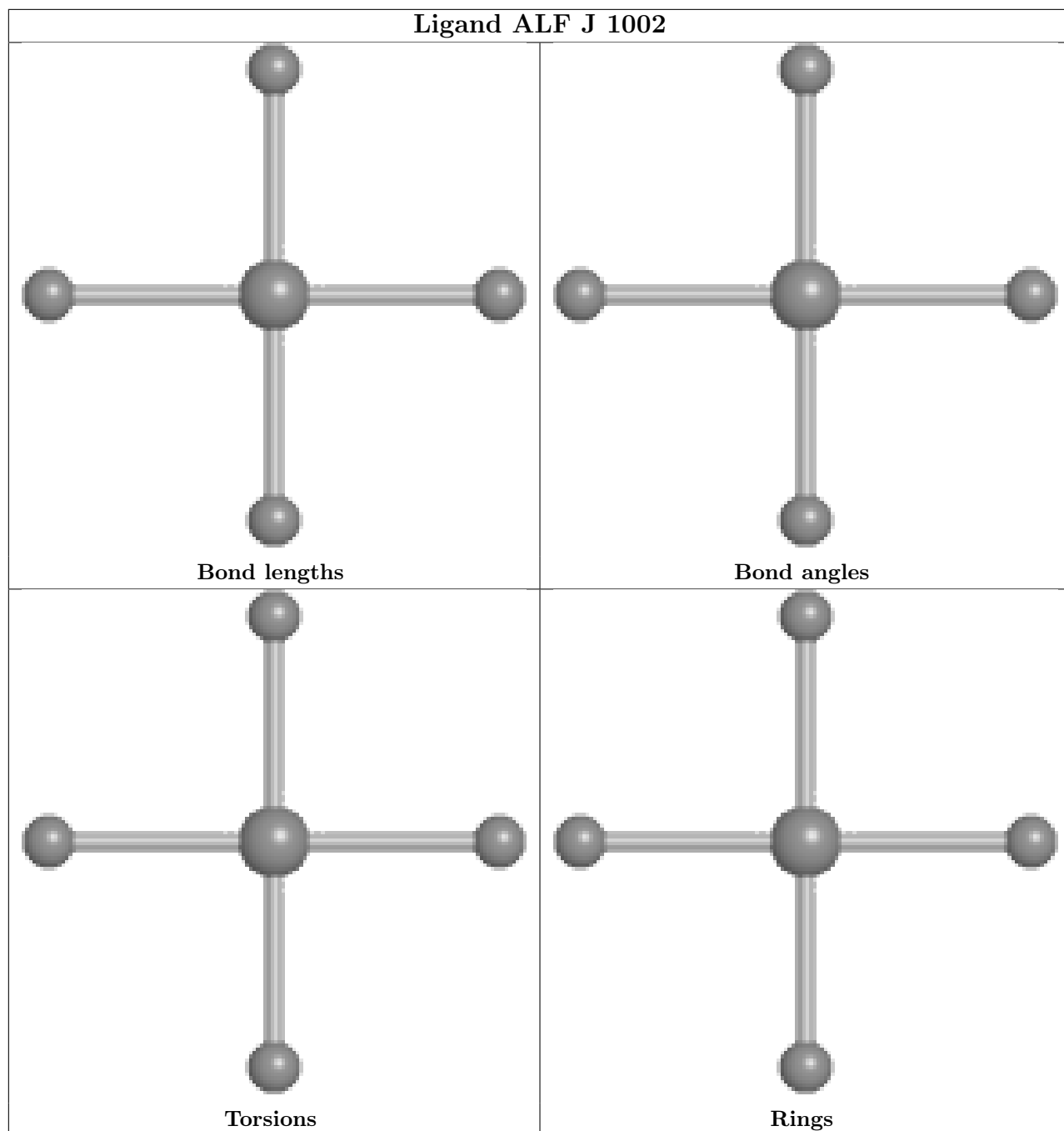


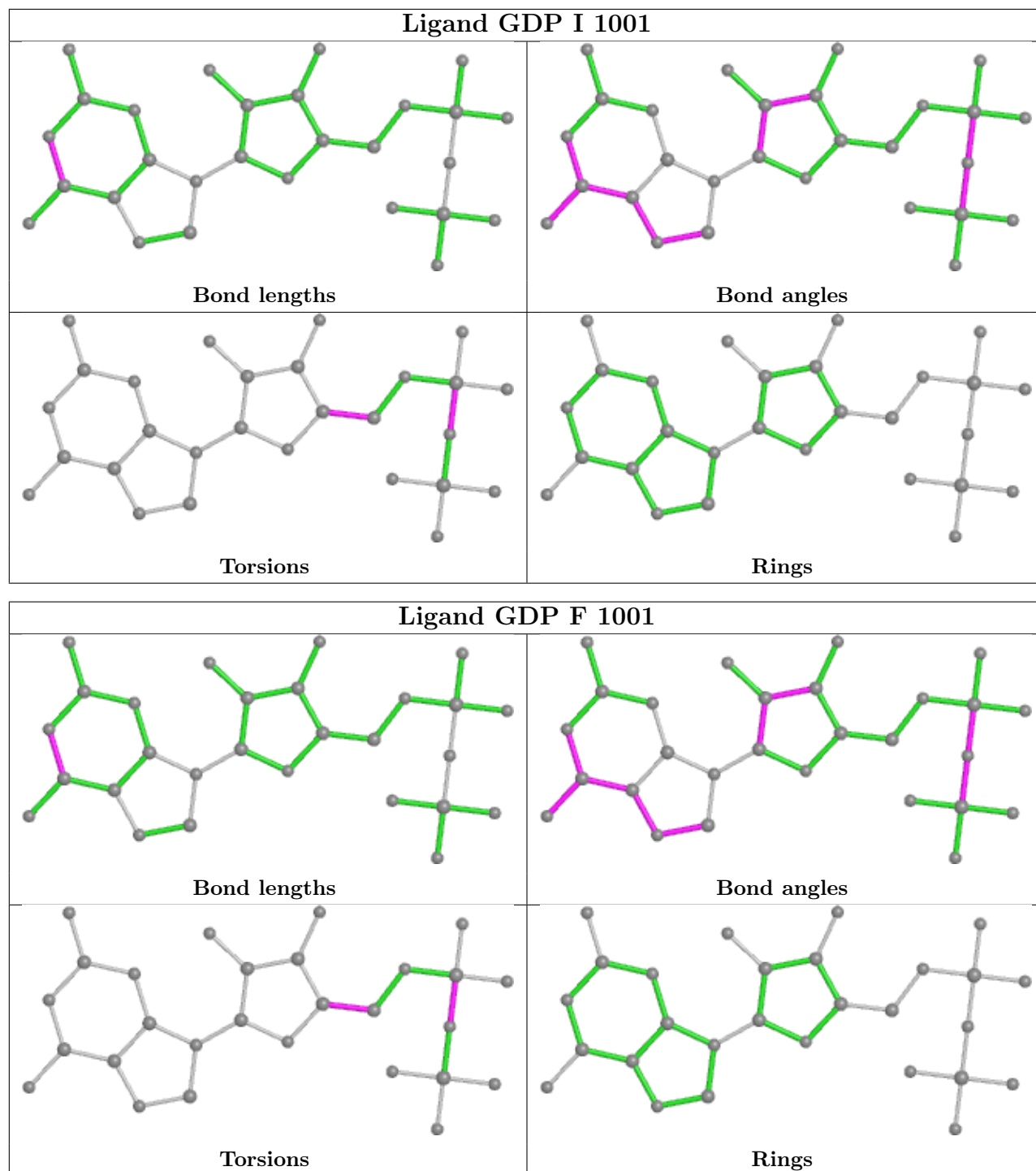


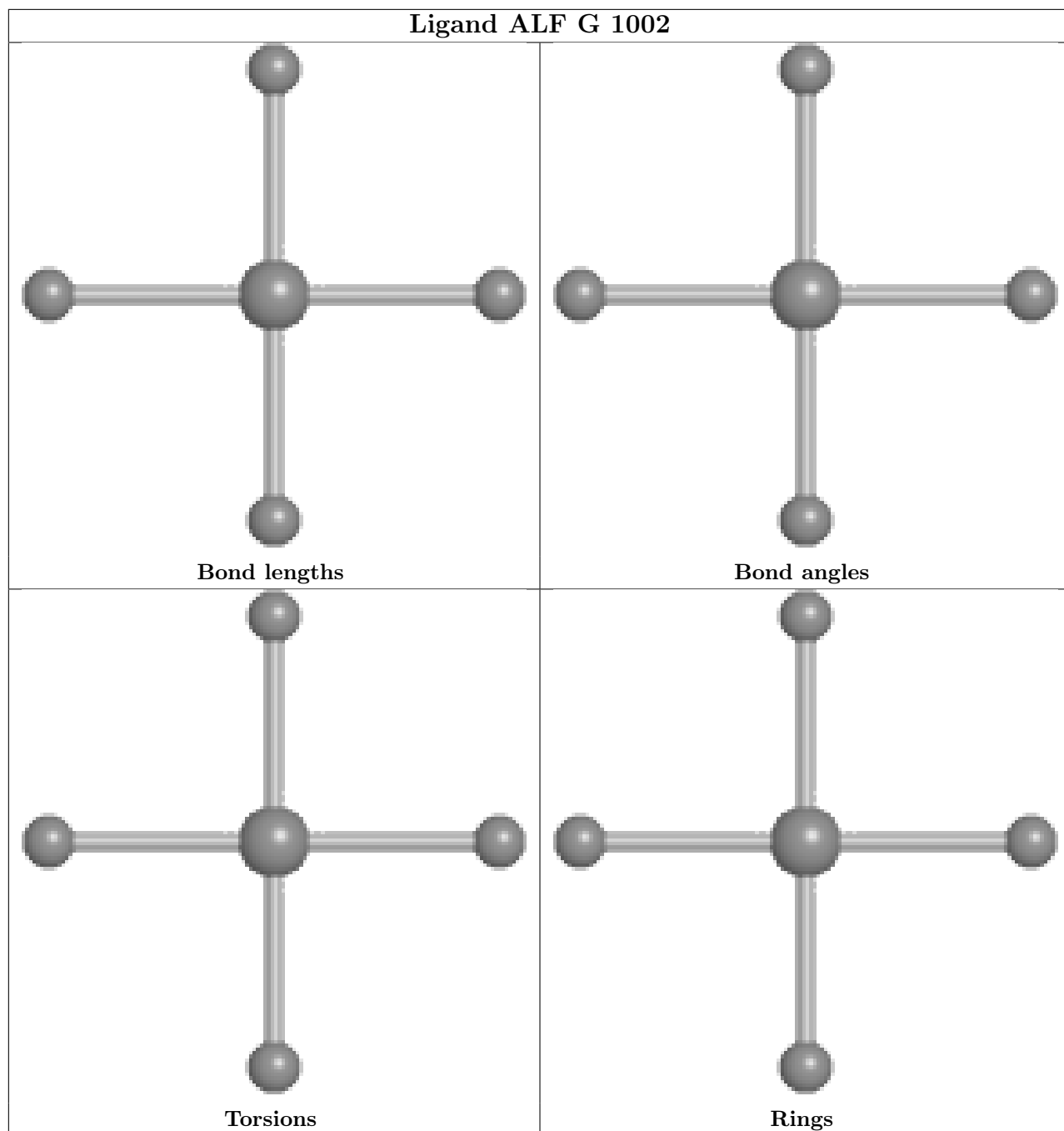


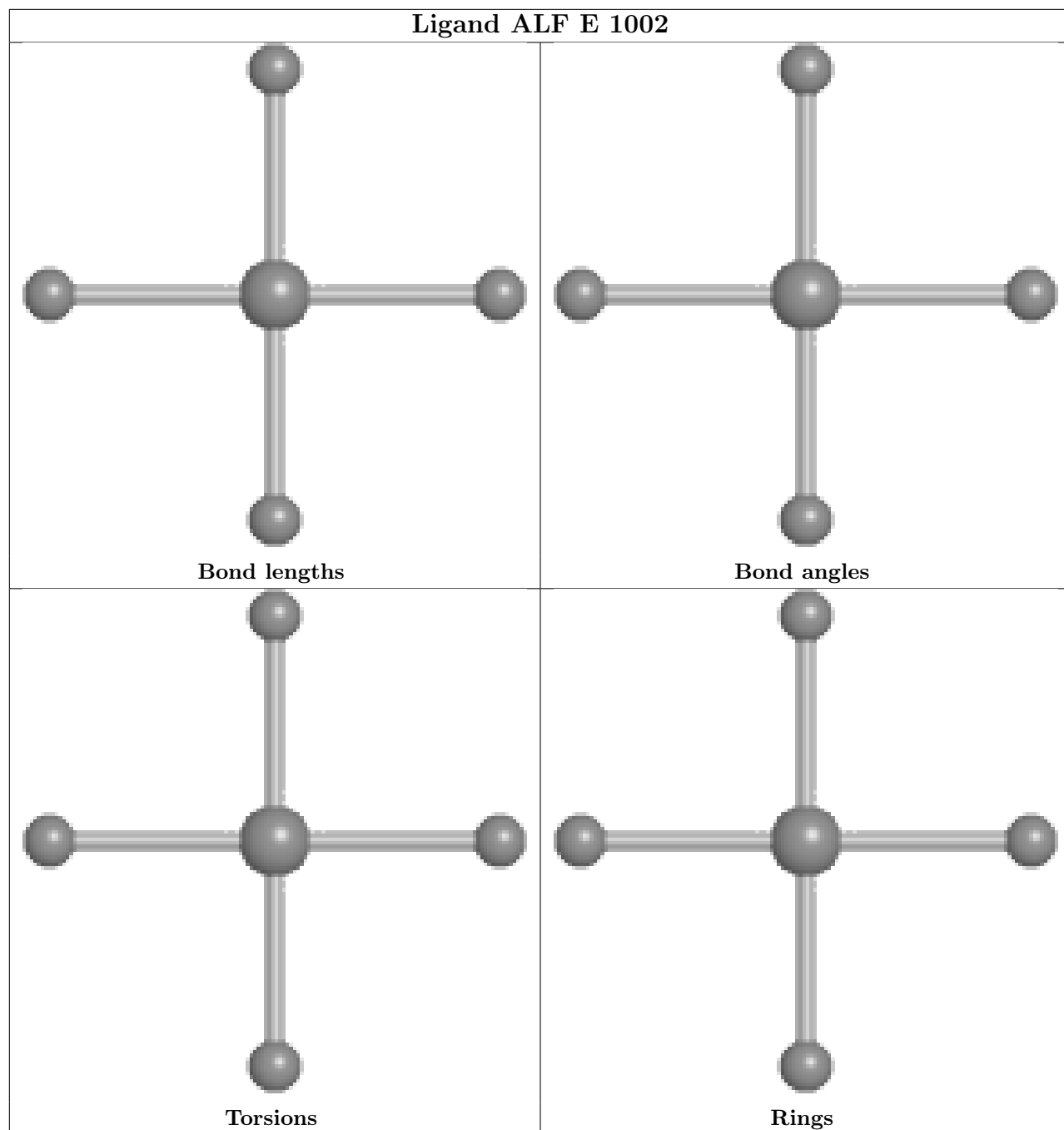


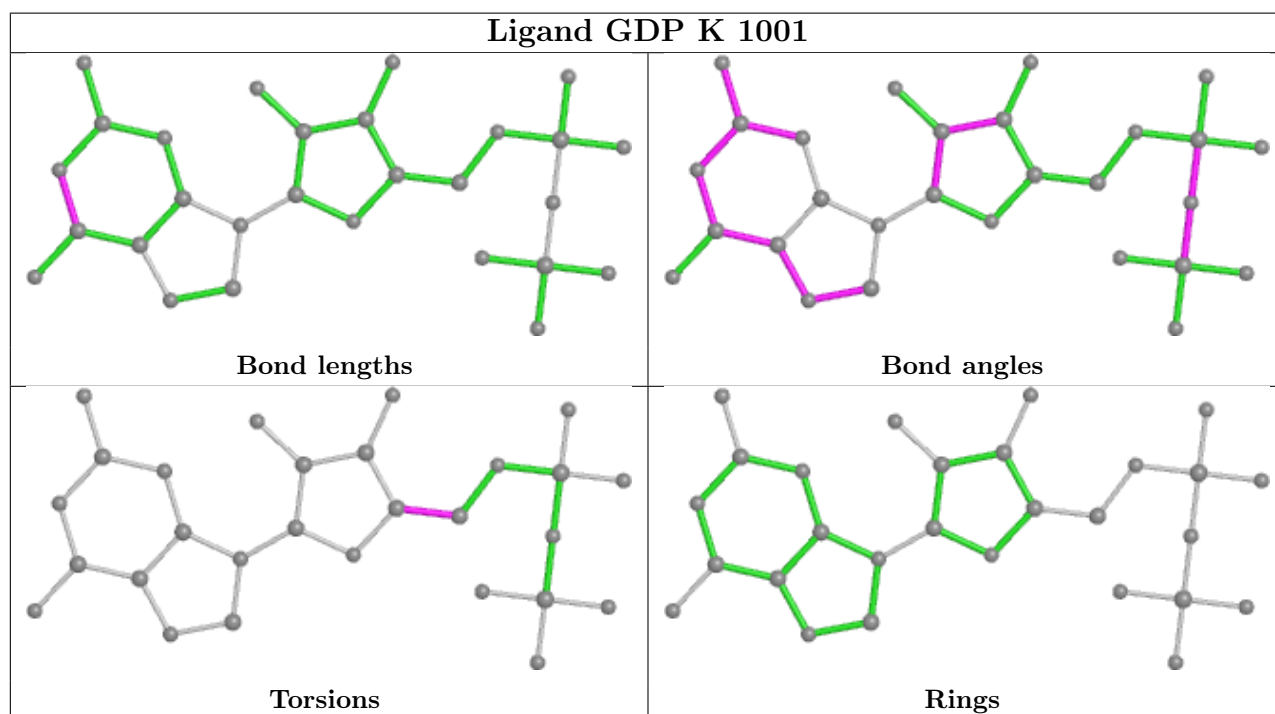
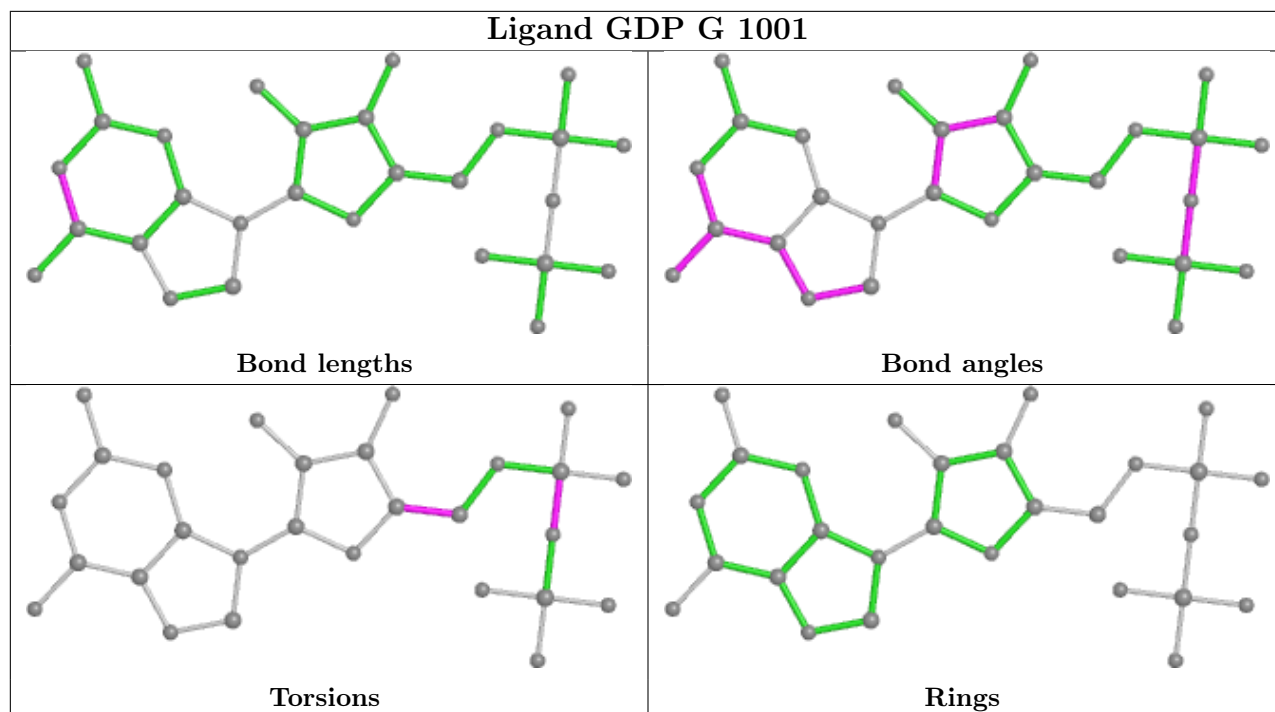


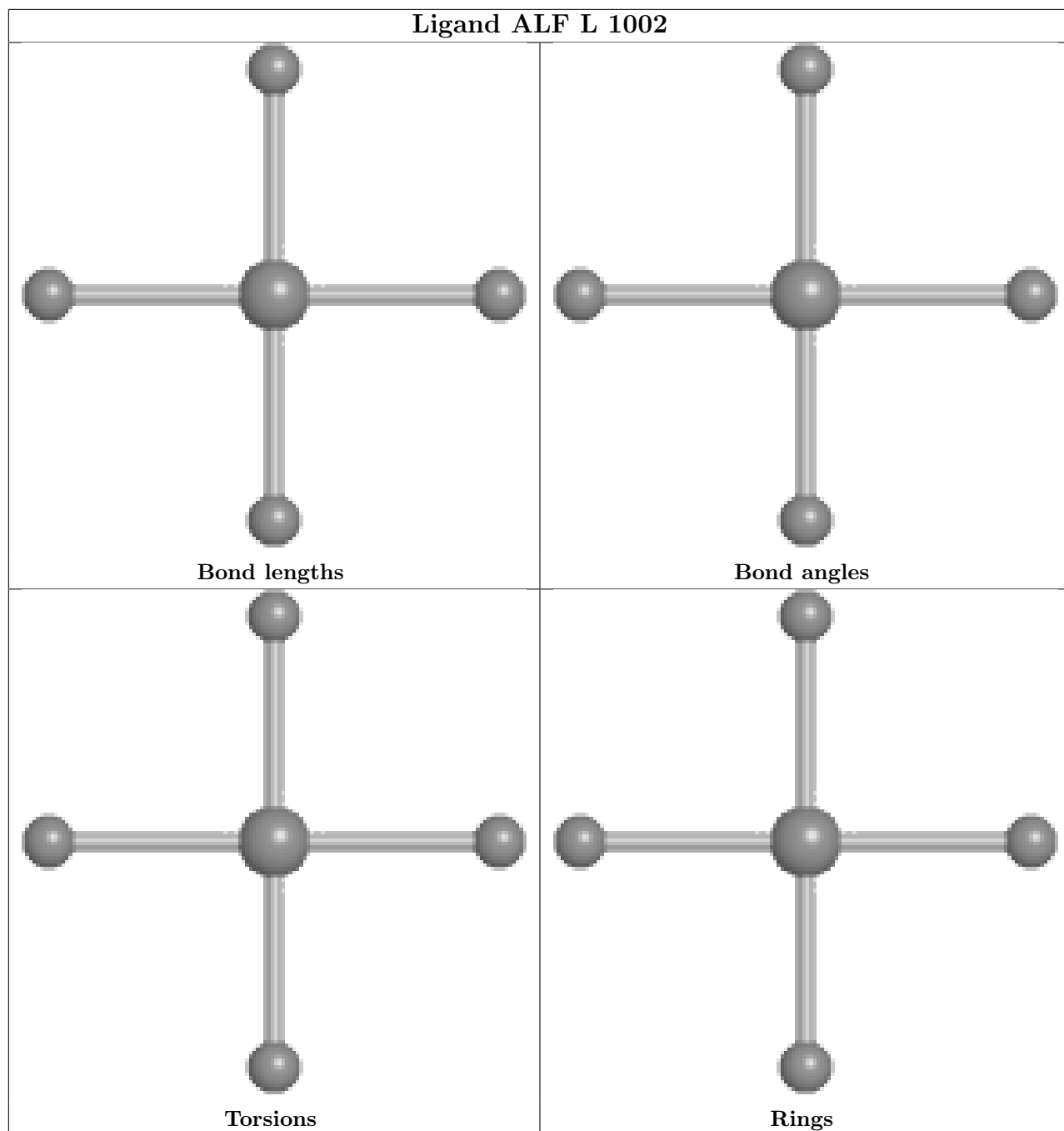


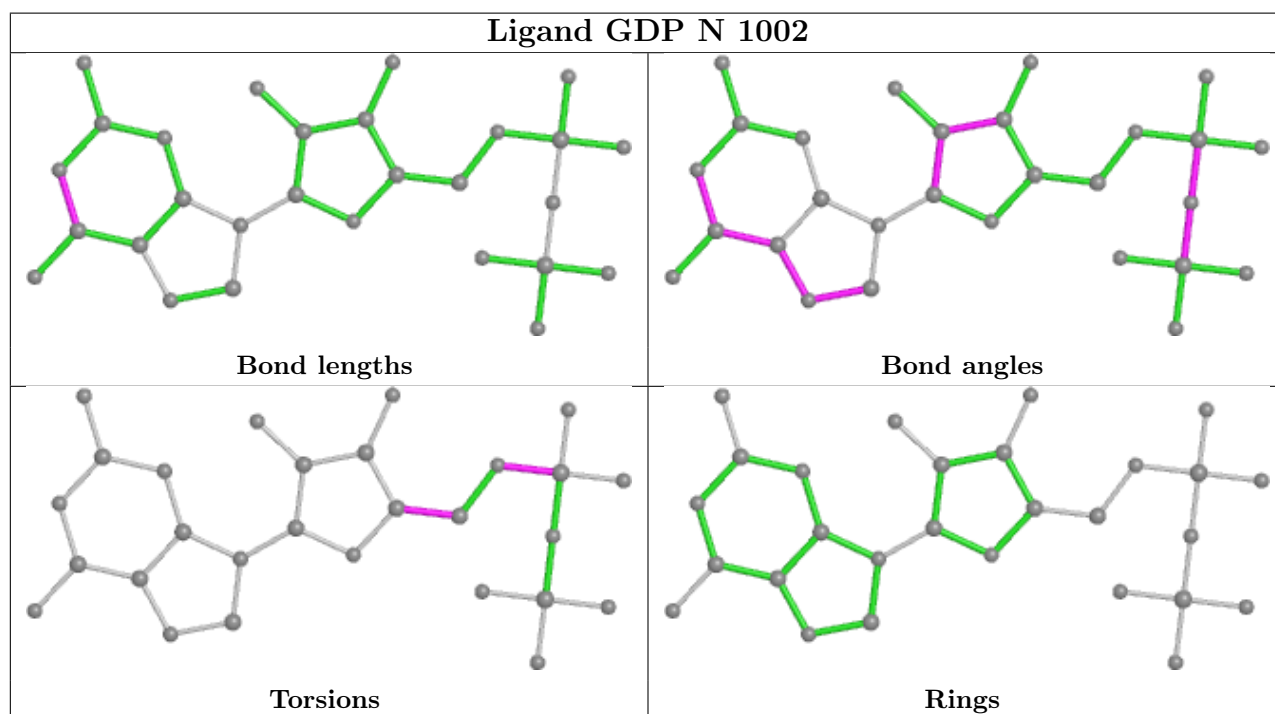
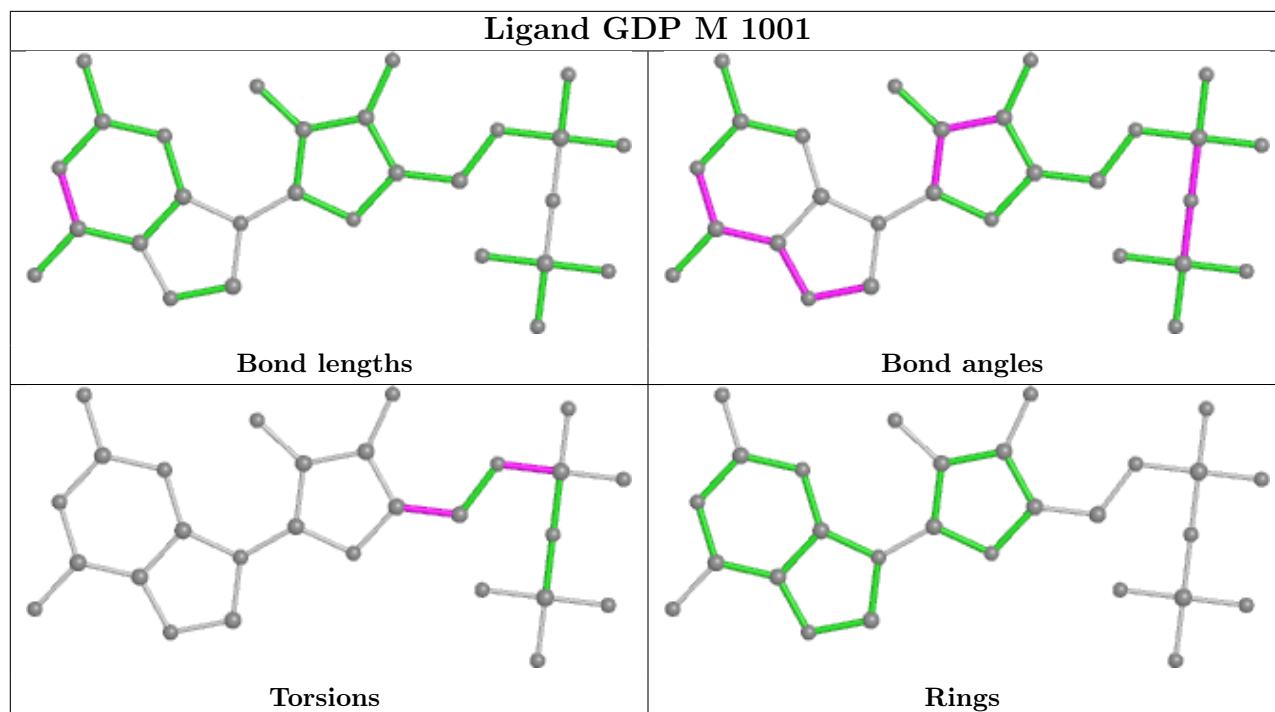


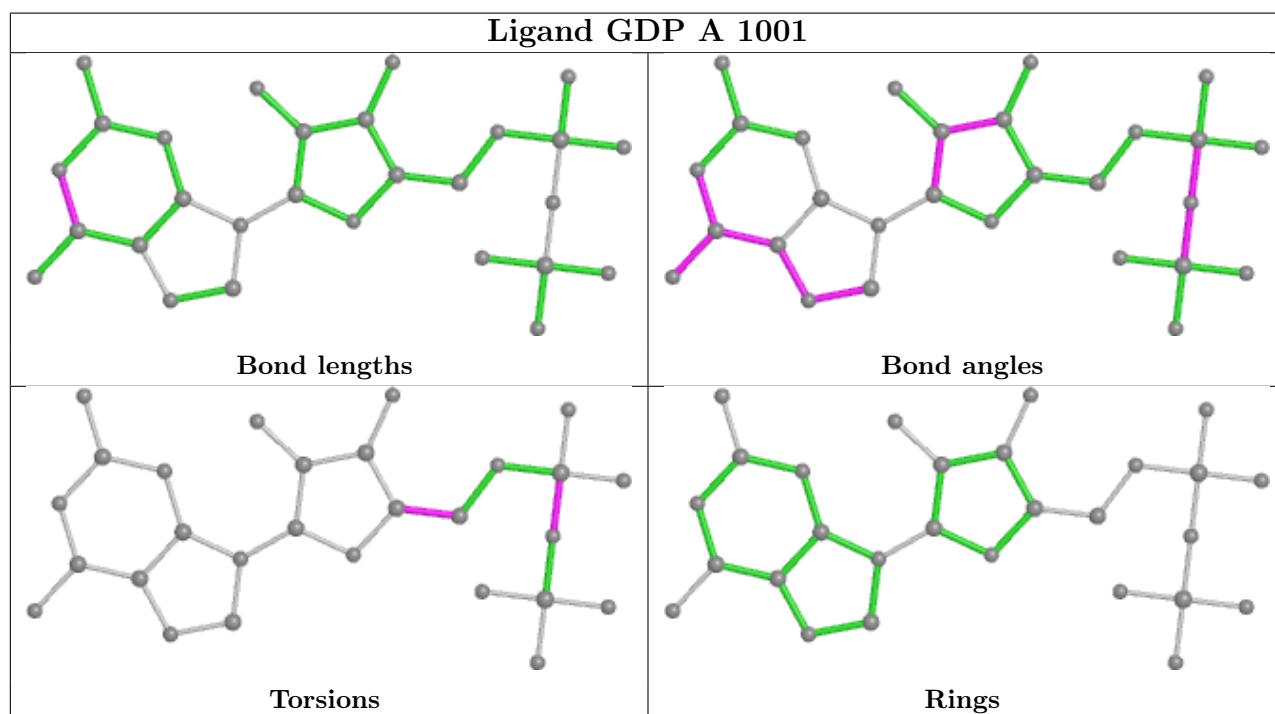
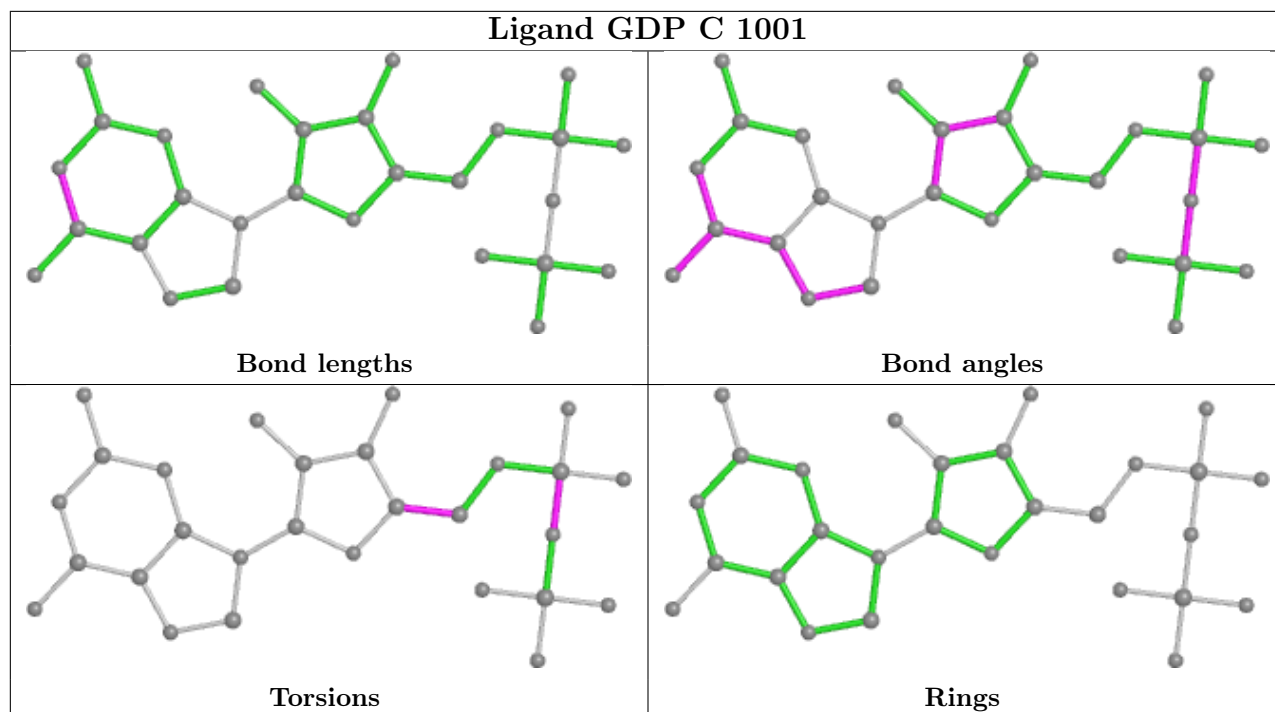


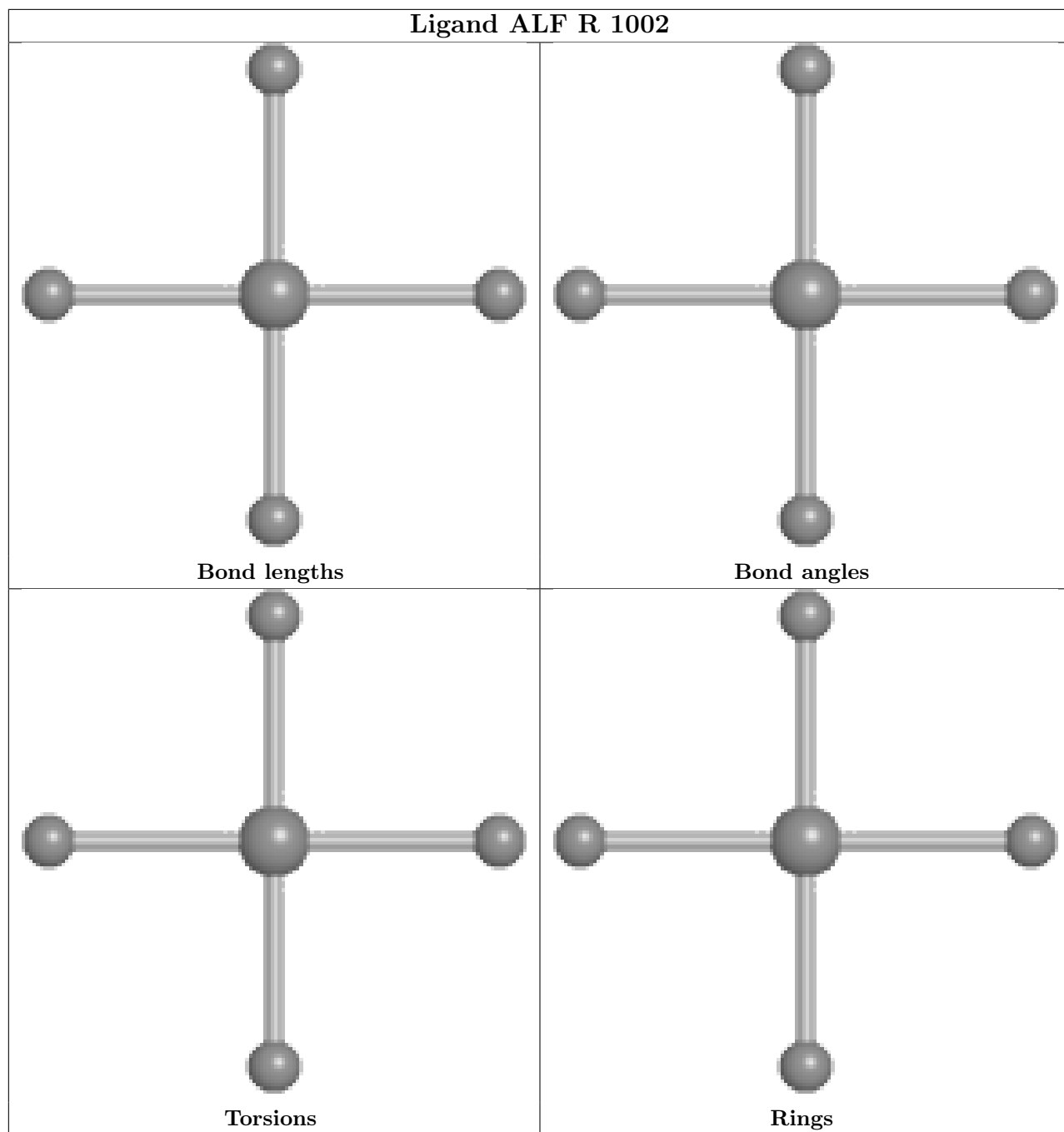


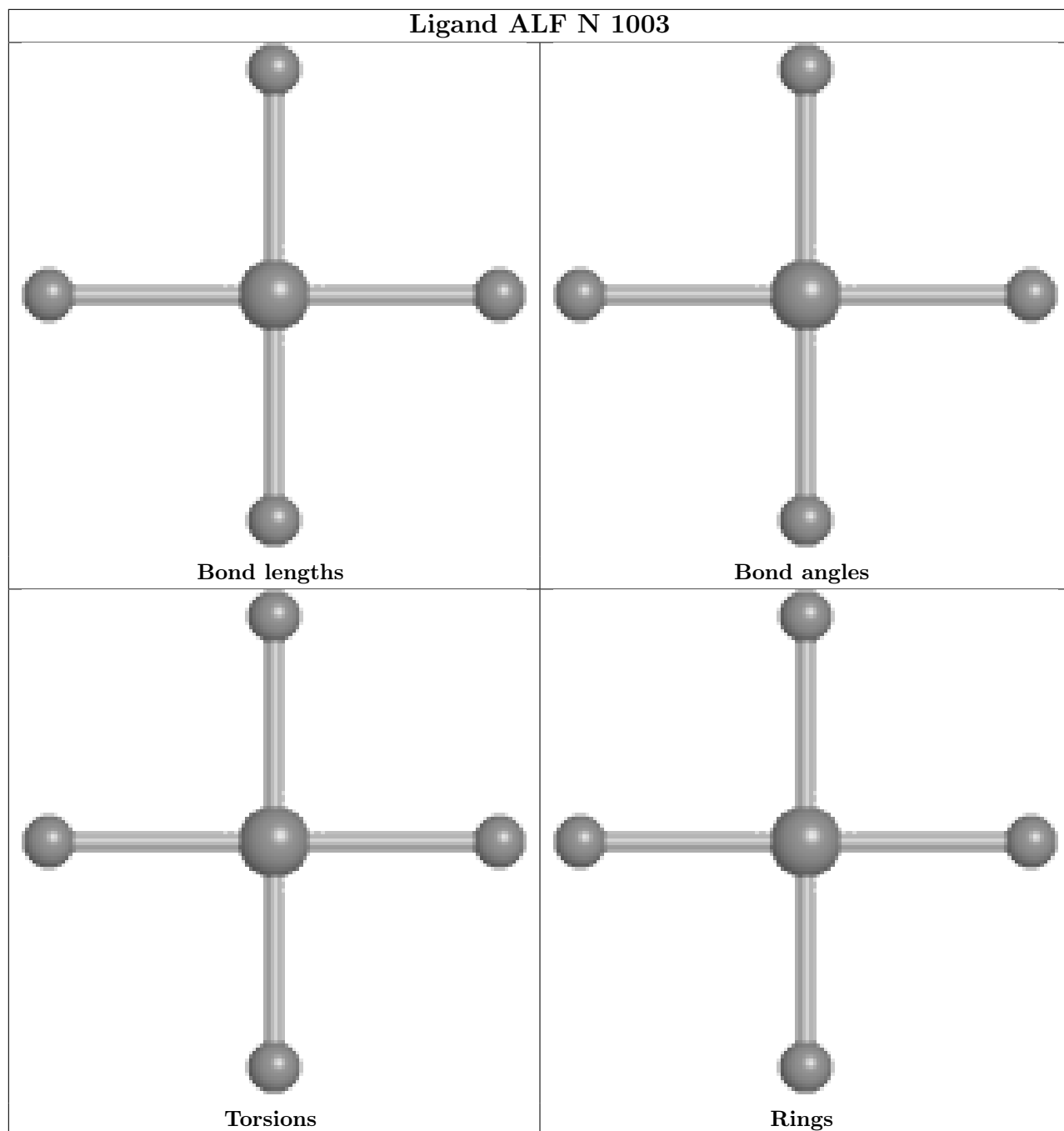


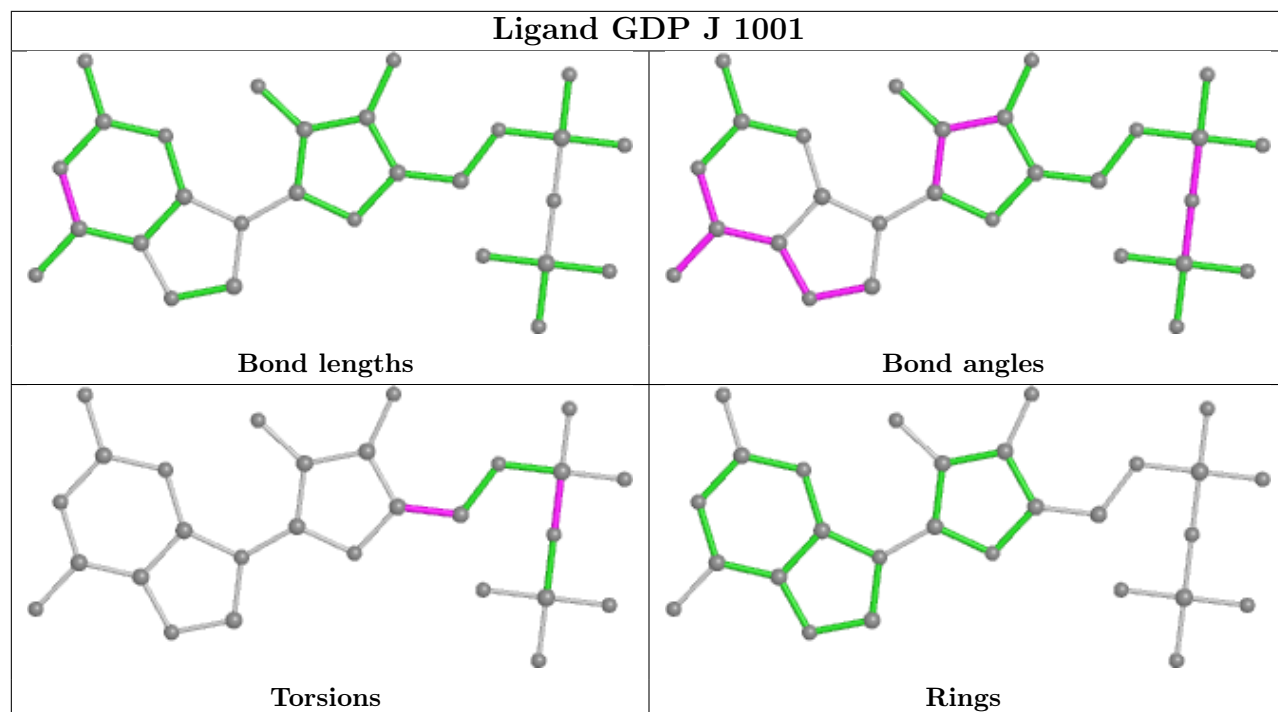


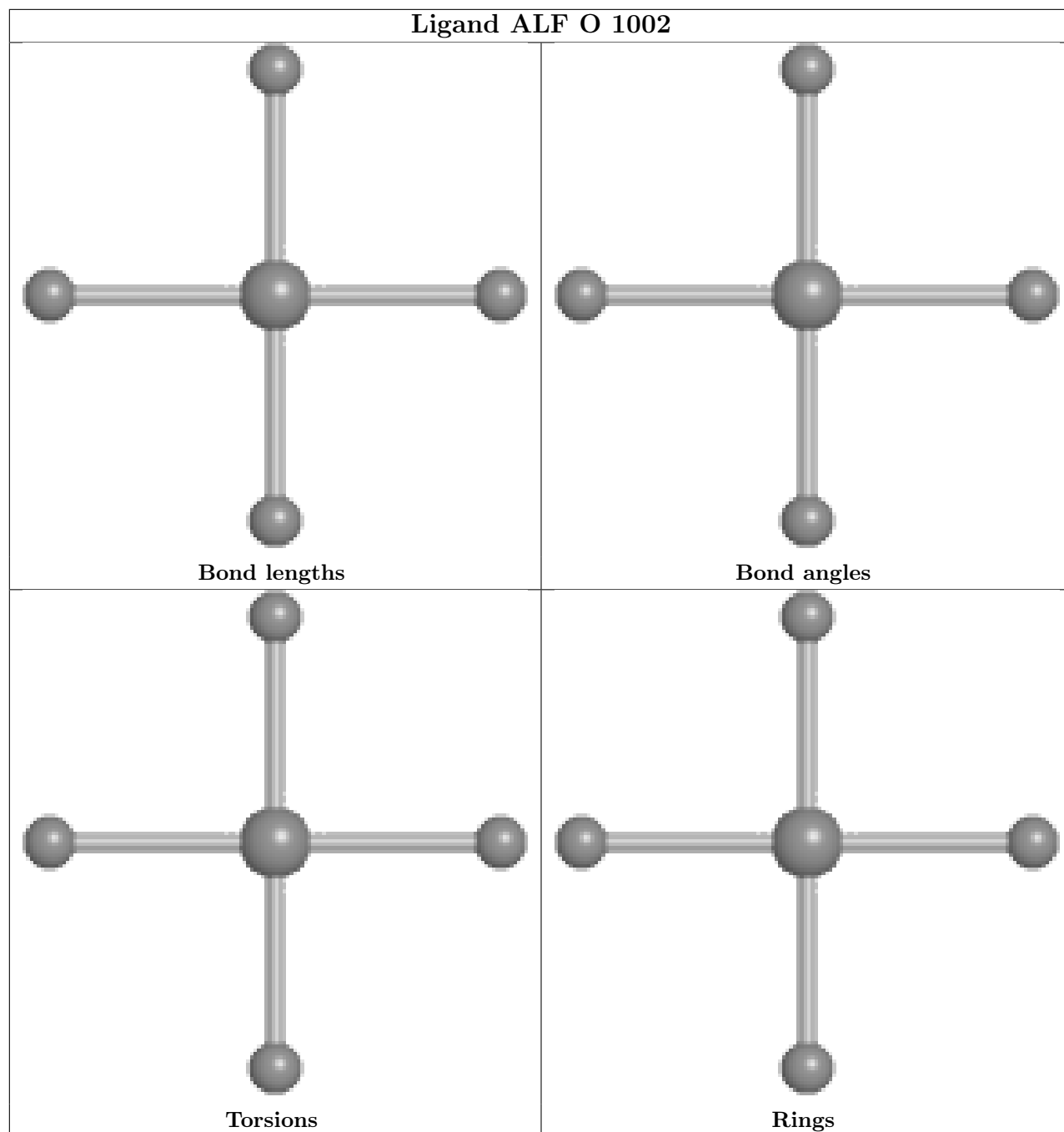












5.7 Other polymers [i](#)

There are no such residues in this entry.

5.8 Polymer linkage issues [i](#)

There are no chain breaks in this entry.


6 Map visualisation [i](#)

This section contains visualisations of the EMDB entry EMD-28063. These allow visual inspection of the internal detail of the map and identification of artifacts.


Images derived from a raw map, generated by summing the deposited half-maps, are presented below the corresponding image components of the primary map to allow further visual inspection and comparison with those of the primary map.

6.1 Orthogonal projections [i](#)

6.1.1 Primary map



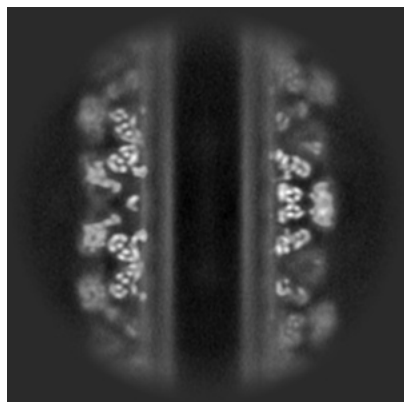
6.1.2 Raw map



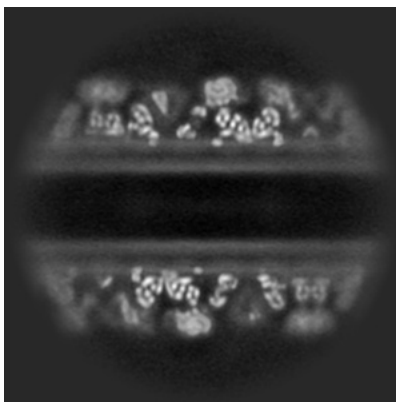
The images above show the map projected in three orthogonal directions.

6.2 Central slices [i](#)

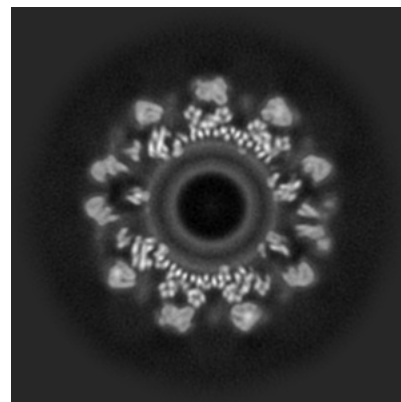
6.2.1 Primary map



X Index: 250

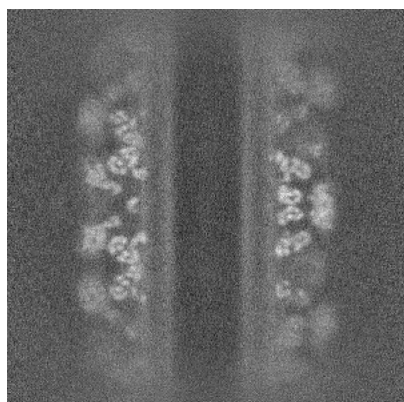


Y Index: 250

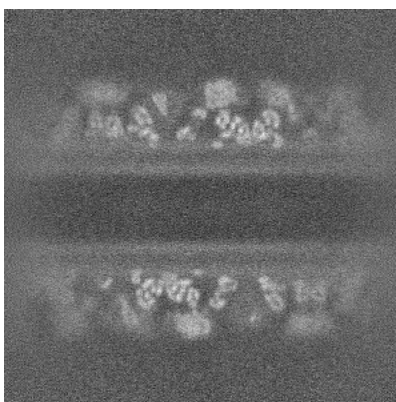


Z Index: 250

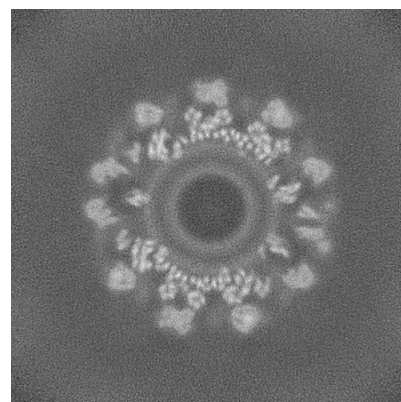
6.2.2 Raw map



X Index: 250



Y Index: 250

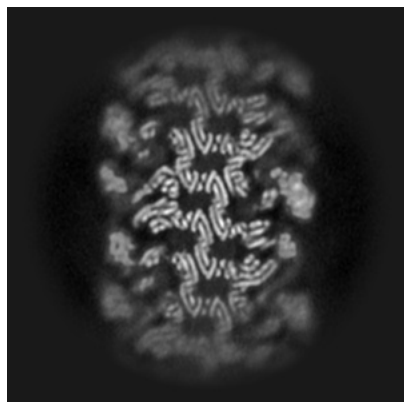


Z Index: 250


The images above show central slices of the map in three orthogonal directions.

6.3 Largest variance slices [i](#)

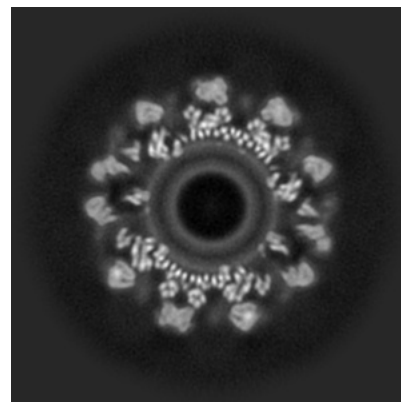
6.3.1 Primary map



X Index: 160

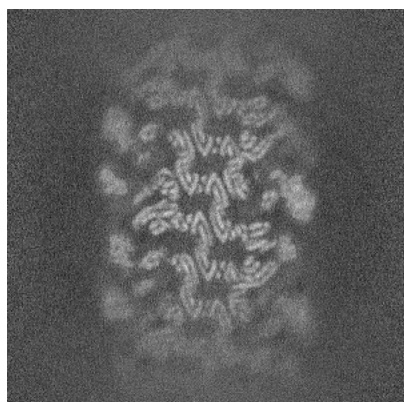


Y Index: 340

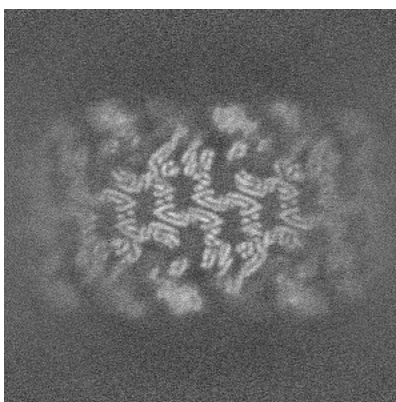


Z Index: 249

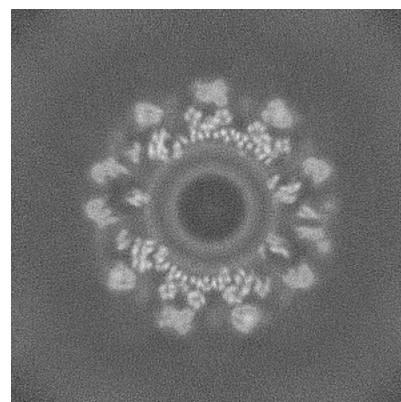
6.3.2 Raw map



X Index: 161



Y Index: 340




Z Index: 250


The images above show the largest variance slices of the map in three orthogonal directions.

6.4 Orthogonal standard-deviation projections (False-color) [i](#)

6.4.1 Primary map




6.4.2 Raw map




The images above show the map standard deviation projections with false color in three orthogonal directions. Minimum values are shown in green, max in blue, and dark to light orange shades represent small to large values respectively.

6.5 Orthogonal surface views [i](#)

6.5.1 Primary map



X




Y



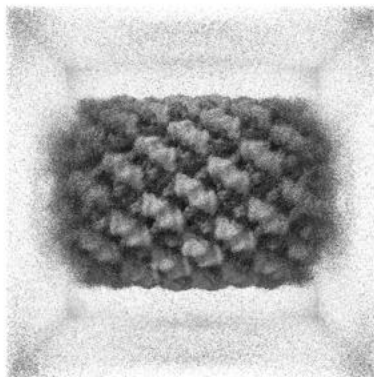
Z

The images above show the 3D surface view of the map at the recommended contour level 0.035. These images, in conjunction with the slice images, may facilitate assessment of whether an appropriate contour level has been provided.


6.5.2 Raw map



X



Y



Z

These images show the 3D surface of the raw map. The raw map's contour level was selected so that its surface encloses the same volume as the primary map does at its recommended contour level.

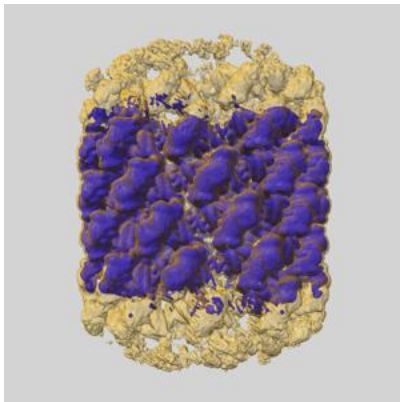
6.6 Mask visualisation [i](#)

This section shows the 3D surface view of the primary map at 50% transparency overlaid with the specified mask at 0% transparency

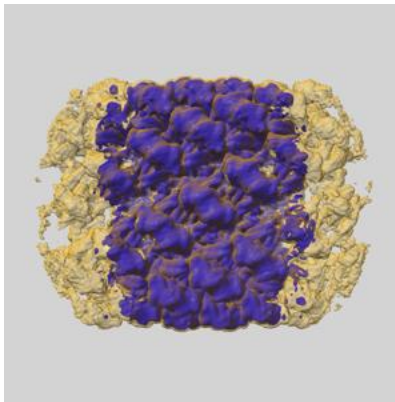
A mask typically either:

- Encompasses the whole structure
- Separates out a domain, a functional unit, a monomer or an area of interest from a larger structure

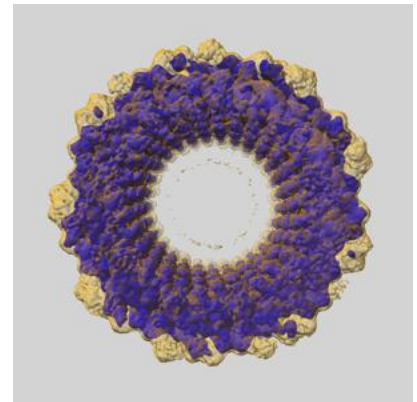
6.6.1 emd_28063_msk_1.map [i](#)



X



Y

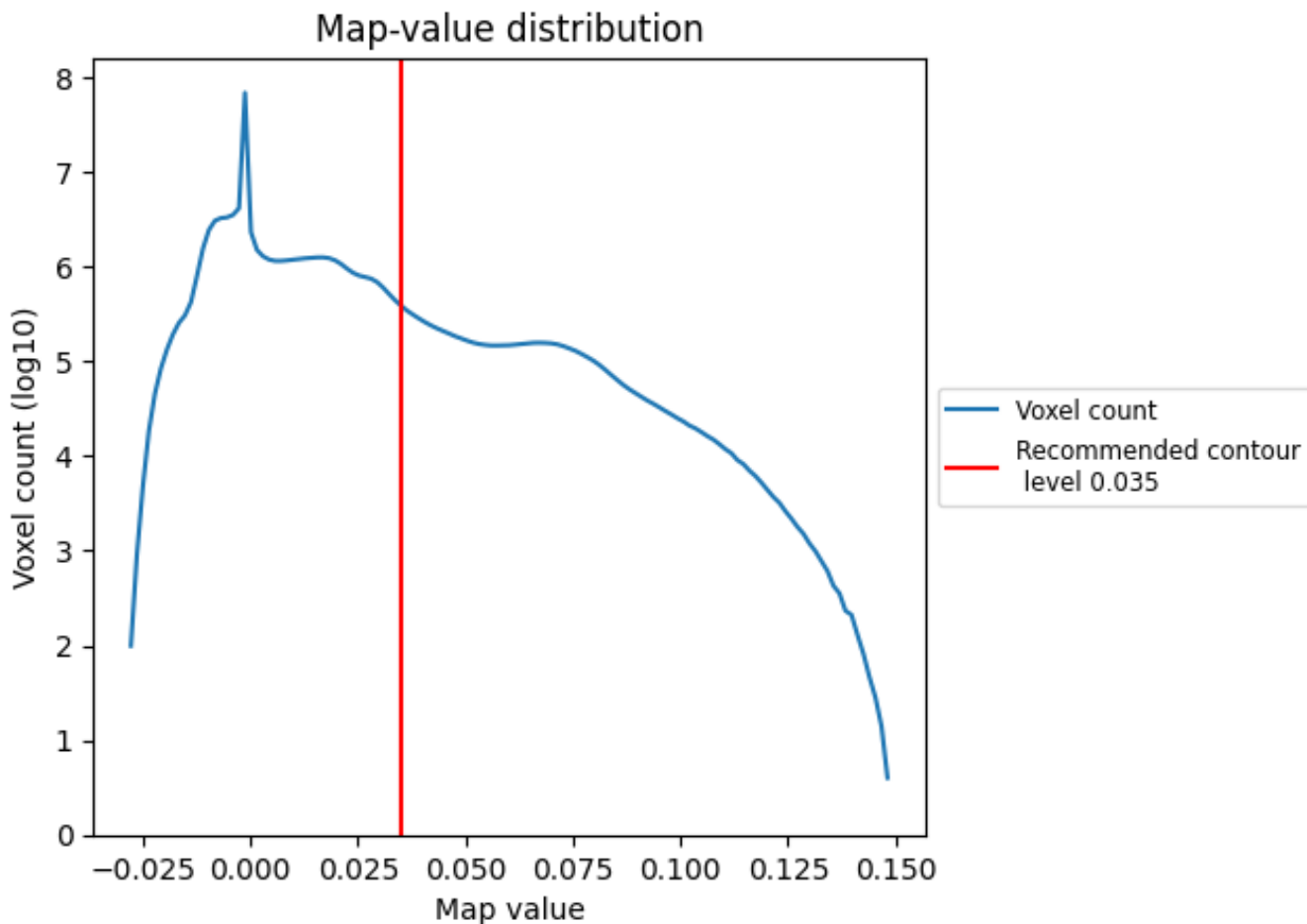


Z

7 Map analysis [i](#)

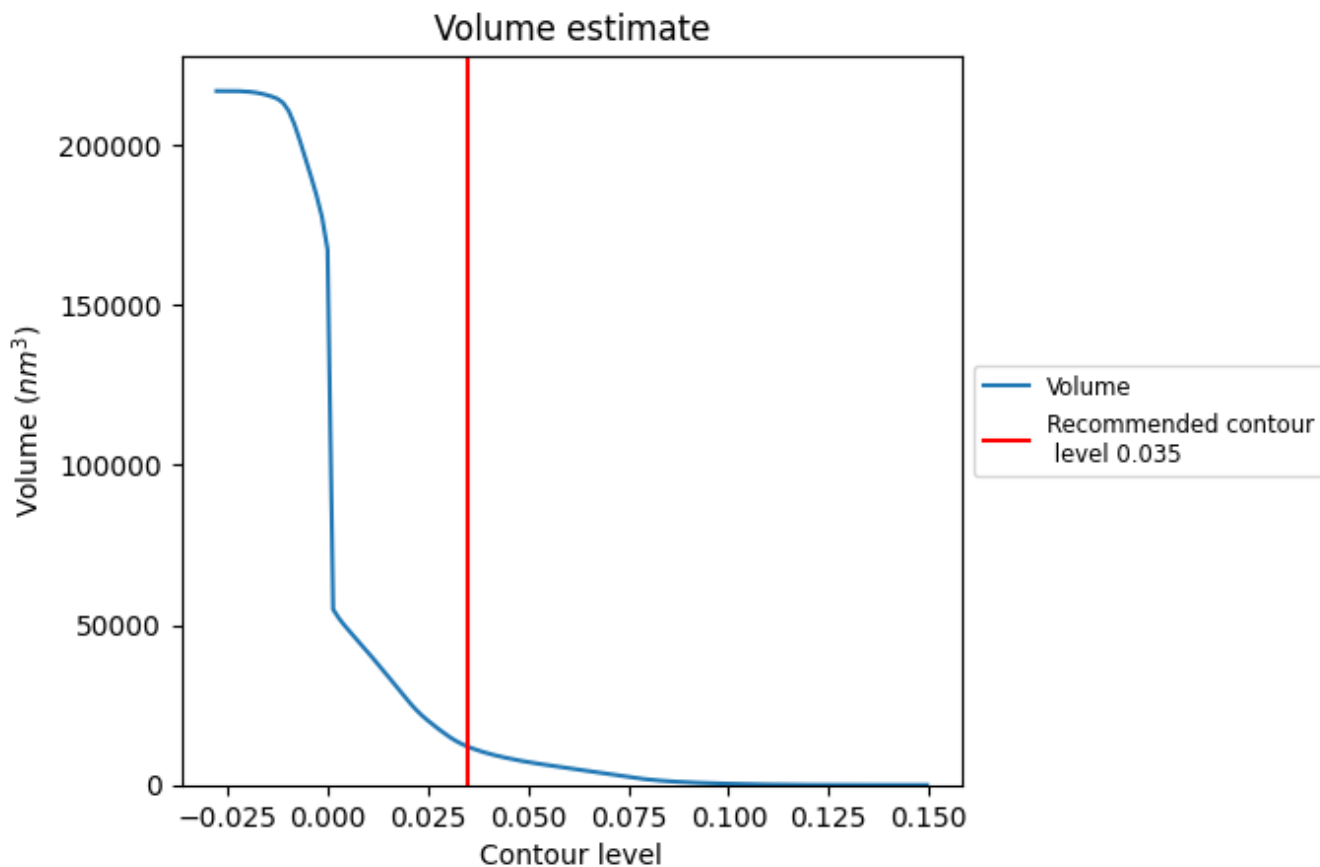
This section contains the results of statistical analysis of the map.

7.1 Map-value distribution [i](#)



The map-value distribution is plotted in 128 intervals along the x-axis. The y-axis is logarithmic. A spike in this graph at zero usually indicates that the volume has been masked.

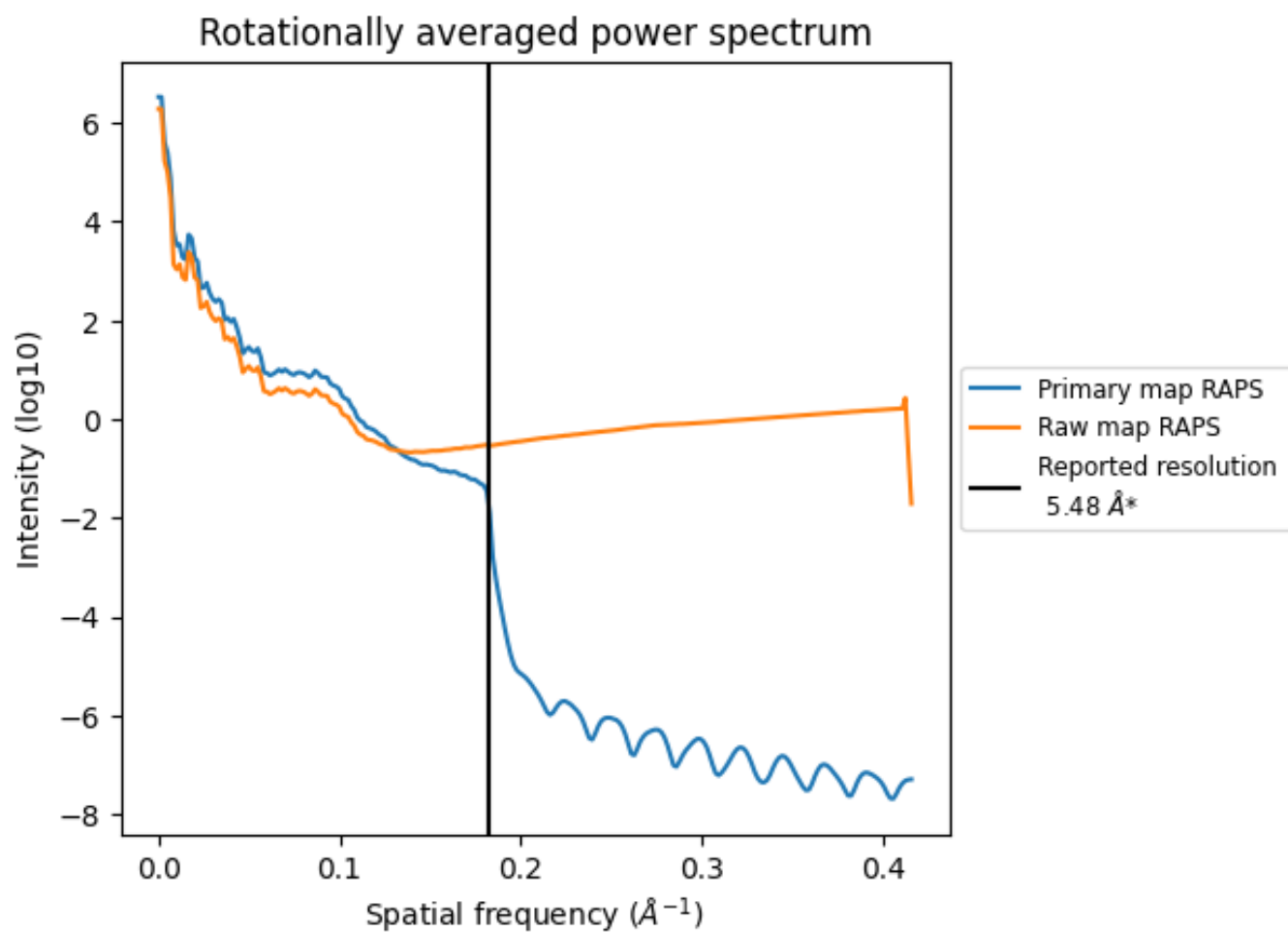
7.2 Volume estimate [\(i\)](#)



The volume at the recommended contour level is 11934 nm^3 ; this corresponds to an approximate mass of 10781 kDa.

The volume estimate graph shows how the enclosed volume varies with the contour level. The recommended contour level is shown as a vertical line and the intersection between the line and the curve gives the volume of the enclosed surface at the given level.

7.3 Rotationally averaged power spectrum [i](#)

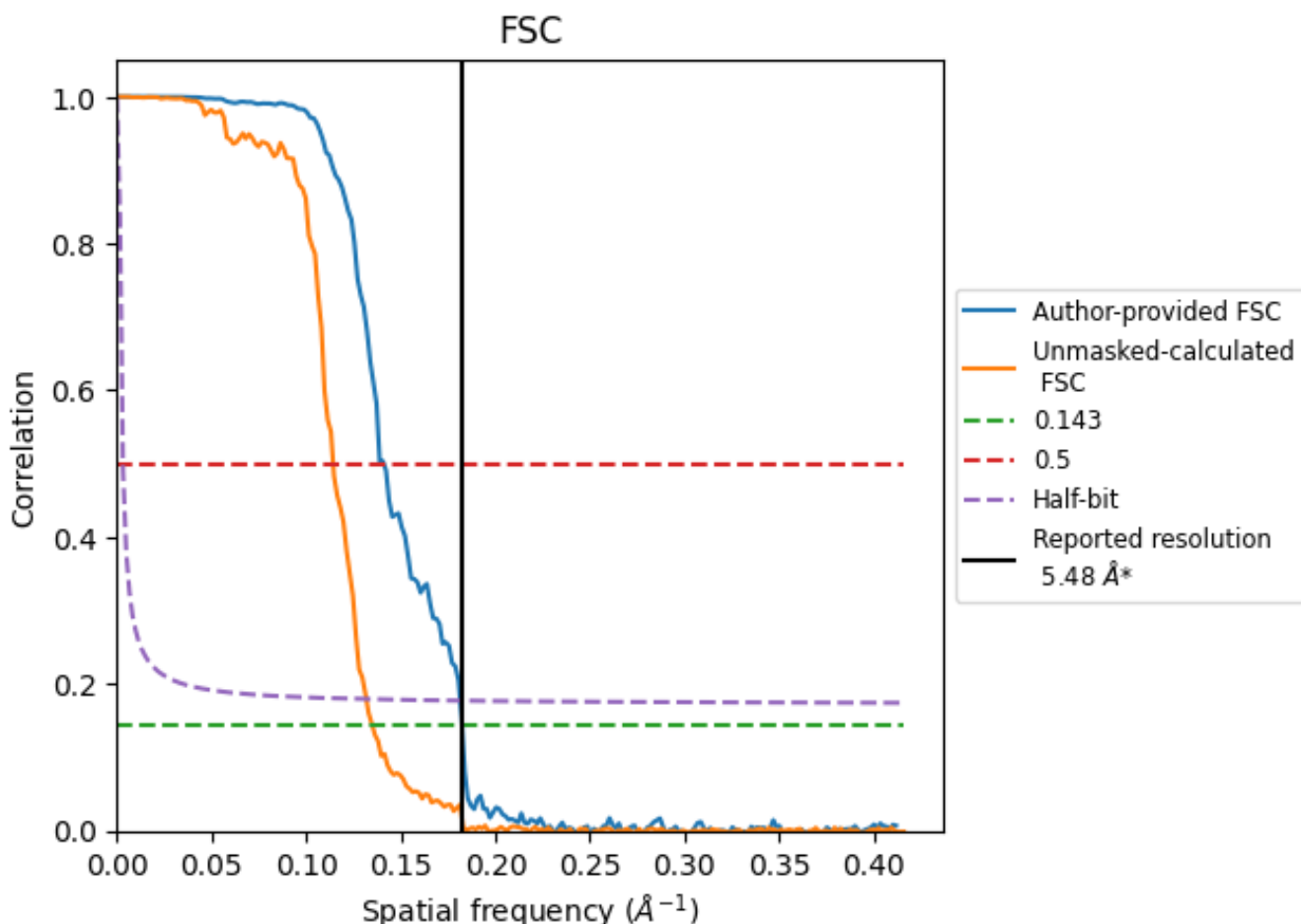


*Reported resolution corresponds to spatial frequency of 0.182 Å⁻¹

8 Fourier-Shell correlation [i](#)

Fourier-Shell Correlation (FSC) is the most commonly used method to estimate the resolution of single-particle and subtomogram-averaged maps. The shape of the curve depends on the imposed symmetry, mask and whether or not the two 3D reconstructions used were processed from a common reference. The reported resolution is shown as a black line. A curve is displayed for the half-bit criterion in addition to lines showing the 0.143 gold standard cut-off and 0.5 cut-off.

8.1 FSC [i](#)



*Reported resolution corresponds to spatial frequency of 0.182 Å⁻¹

8.2 Resolution estimates [i](#)

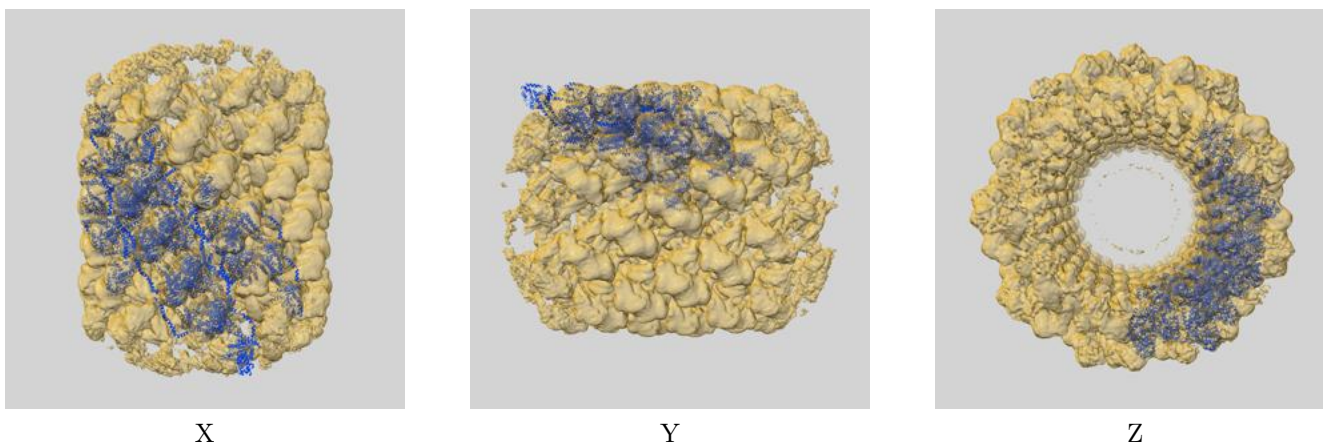
Resolution estimate (Å)	Estimation criterion (FSC cut-off)		
	0.143	0.5	Half-bit
Reported by author	5.48	-	-
Author-provided FSC curve	5.48	7.09	5.51
Unmasked-calculated*	7.40	8.74	7.58

*Resolution estimate based on FSC curve calculated by comparison of deposited half-maps. The value from deposited half-maps intersecting FSC 0.143 CUT-OFF 7.40 differs from the reported value 5.48 by more than 10 %

9 Map-model fit [i](#)


This section contains information regarding the fit between EMDB map EMD-28063 and PDB model 8EFR. Per-residue inclusion information can be found in section 3 on page 10.

9.1 Map-model overlay [i](#)



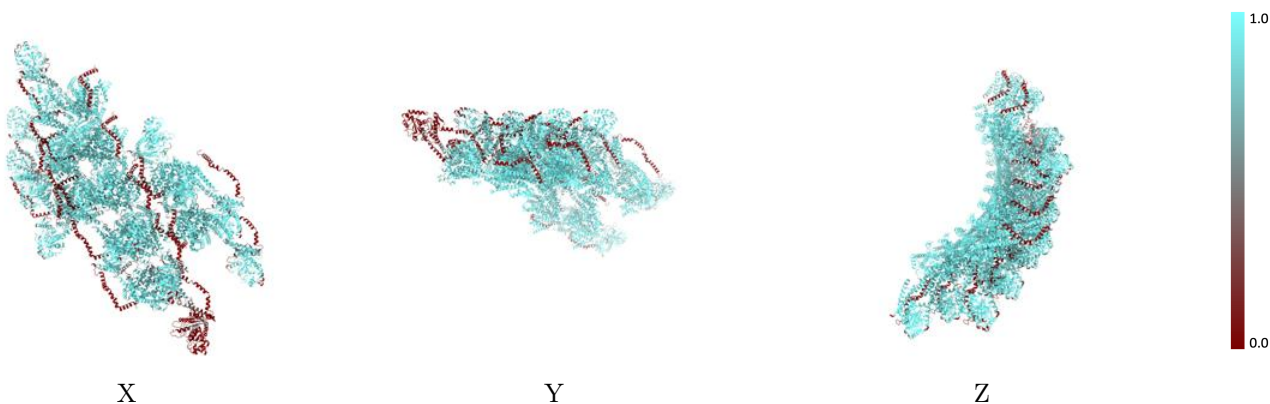
The images above show the 3D surface view of the map at the recommended contour level 0.035 at 50% transparency in yellow overlaid with a ribbon representation of the model coloured in blue. These images allow for the visual assessment of the quality of fit between the atomic model and the map.

9.2 Q-score mapped to coordinate model [i](#)



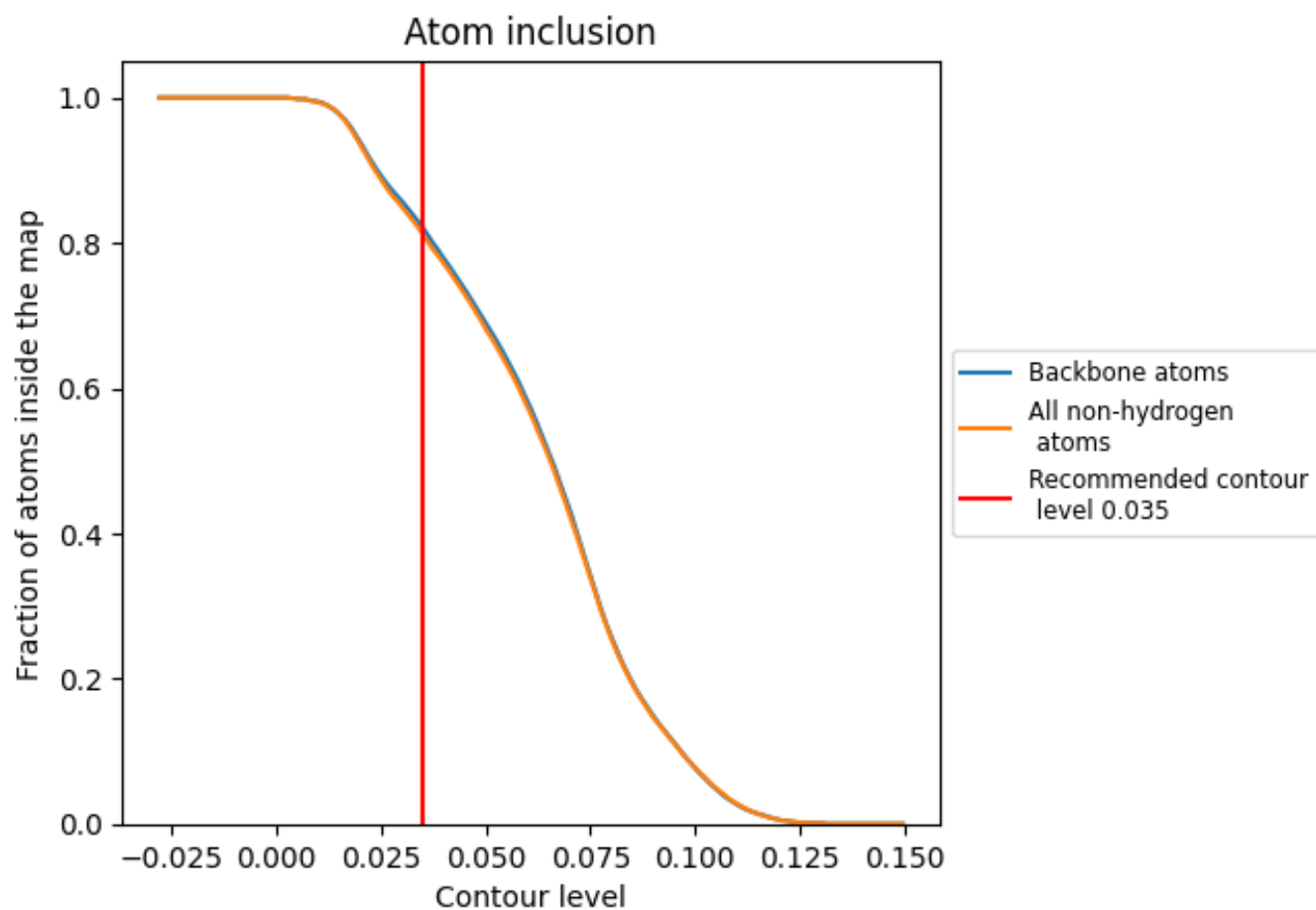
The images above show the model with each residue coloured according its Q-score. This shows their resolvability in the map with higher Q-score values reflecting better resolvability. Please note: Q-score is calculating the resolvability of atoms, and thus high values are only expected at resolutions at which atoms can be resolved. Low Q-score values may therefore be expected for many entries.

9.3 Atom inclusion mapped to coordinate model [i](#)



The images above show the model with each residue coloured according to its atom inclusion. This shows to what extent they are inside the map at the recommended contour level (0.035).







































9.4 Atom inclusion [i](#)



At the recommended contour level, 82% of all backbone atoms, 81% of all non-hydrogen atoms, are inside the map.

9.5 Map-model fit summary

The table lists the average atom inclusion at the recommended contour level (0.035) and Q-score for the entire model and for each chain.

Chain	Atom inclusion	Q-score
All	 0.8120	 0.1360
A	 0.8630	 0.1480
B	 0.8400	 0.1370
C	 0.8500	 0.1400
D	 0.8400	 0.1380
E	 0.7770	 0.1210
F	 0.7930	 0.1290
G	 0.8570	 0.1450
H	 0.8600	 0.1480
I	 0.8500	 0.1420
J	 0.8490	 0.1410
K	 0.8620	 0.1450
L	 0.7690	 0.1220
M	 0.4360	 0.1000
N	 0.8560	 0.1430
O	 0.8550	 0.1390
P	 0.8440	 0.1340
Q	 0.8100	 0.1270
R	 0.8640	 0.1430

