



## Full wwPDB EM Validation Report ⓘ

Nov 22, 2022 – 03:33 AM JST

PDB ID : 7E1X  
EMDB ID : EMD-30945  
Title : Cryo-EM structure of hybrid respiratory supercomplex consisting of Mycobacterium tuberculosis complexIII and Mycobacterium smegmatis complexIV in presence of TB47  
Authors : Zhou, S.; Wang, W.; Gao, Y.; Gong, H.; Rao, Z.  
Deposited on : 2021-02-03  
Resolution : 2.93 Å(reported)

This is a Full wwPDB EM Validation Report for a publicly released PDB entry.

We welcome your comments at [validation@mail.wwpdb.org](mailto:validation@mail.wwpdb.org)

A user guide is available at

<https://www.wwpdb.org/validation/2017/EMValidationReportHelp>

with specific help available everywhere you see the ⓘ symbol.

The types of validation reports are described at

<http://www.wwpdb.org/validation/2017/FAQs#types>.

---

The following versions of software and data (see [references ⓘ](#)) were used in the production of this report:

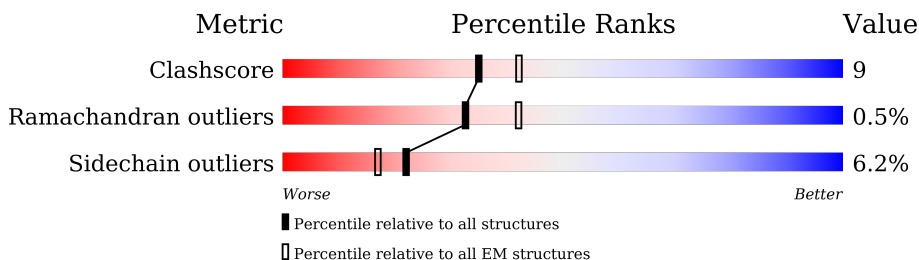
EMDB validation analysis : 0.0.1.dev43  
Mogul : 1.8.5 (274361), CSD as541be (2020)  
MolProbity : 4.02b-467  
buster-report : 1.1.7 (2018)  
Percentile statistics : 20191225.v01 (using entries in the PDB archive December 25th 2019)  
MapQ : 1.9.9  
Ideal geometry (proteins) : Engh & Huber (2001)  
Ideal geometry (DNA, RNA) : Parkinson et al. (1996)  
Validation Pipeline (wwPDB-VP) : 2.31.3

# 1 Overall quality at a glance

The following experimental techniques were used to determine the structure:  
*ELECTRON MICROSCOPY*

The reported resolution of this entry is 2.93 Å.

Percentile scores (ranging between 0-100) for global validation metrics of the entry are shown in the following graphic. The table shows the number of entries on which the scores are based.













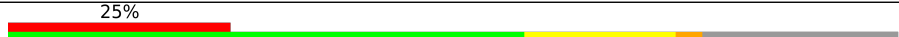

Metric	Whole archive (#Entries)	EM structures (#Entries)
Clashscore	158937	4297
Ramachandran outliers	154571	4023
Sidechain outliers	154315	3826

The table below summarises the geometric issues observed across the polymeric chains and their fit to the map. The red, orange, yellow and green segments of the bar indicate the fraction of residues that contain outliers for  $\geq 3$ , 2, 1 and 0 types of geometric quality criteria respectively. A grey segment represents the fraction of residues that are not modelled. The numeric value for each fraction is indicated below the corresponding segment, with a dot representing fractions  $\leq 5\%$ . The upper red bar (where present) indicates the fraction of residues that have poor fit to the EM map (all-atom inclusion  $< 40\%$ ). The numeric value is given above the bar.

Mol	Chain	Length	Quality of chain
1	E	341	
1	Q	341	
2	F	575	
2	R	575	
3	G	203	
3	S	203	
4	H	139	
4	T	139	

*Continued on next page...*

Continued from previous page...

Mol	Chain	Length	Quality of chain
5	I	79	
5	U	79	
6	J	157	
6	V	157	
7	D	100	
7	P	100	
8	B	549	
8	N	549	
9	A	429	
9	M	429	
10	C	280	
10	O	280	

The following table lists non-polymeric compounds, carbohydrate monomers and non-standard residues in protein, DNA, RNA chains that are outliers for geometric or electron-density-fit criteria:

Mol	Type	Chain	Res	Chirality	Geometry	Clashes	Electron density
14	HEA	F	606	X	-	-	-
14	HEA	F	607	X	-	-	-
14	HEA	R	606	X	-	-	-
14	HEA	R	607	X	-	-	-
19	FES	A	501	-	-	X	-
19	FES	M	501	-	-	X	-

## 2 Entry composition [i](#)

There are 21 unique types of molecules in this entry. The entry contains 42679 atoms, of which 0 are hydrogens and 0 are deuteriums.

In the tables below, the AltConf column contains the number of residues with at least one atom in alternate conformation and the Trace column contains the number of residues modelled with at most 2 atoms.

- Molecule 1 is a protein called Cytochrome c oxidase subunit 2.

Mol	Chain	Residues	Atoms					AltConf	Trace
			Total	C	N	O	S		
1	E	276	Total	C	N	O	S	0	0
			2191	1428	360	395	8		
1	Q	283	Total	C	N	O	S	0	0
			2242	1459	370	405	8		

- Molecule 2 is a protein called Cytochrome c oxidase subunit 1.

Mol	Chain	Residues	Atoms					AltConf	Trace
			Total	C	N	O	S		
2	F	552	Total	C	N	O	S	0	0
			4373	2938	695	714	26		
2	R	552	Total	C	N	O	S	0	0
			4373	2938	695	714	26		

- Molecule 3 is a protein called Cytochrome c oxidase subunit 3.

Mol	Chain	Residues	Atoms					AltConf	Trace
			Total	C	N	O	S		
3	G	186	Total	C	N	O	S	0	0
			1455	976	231	241	7		
3	S	185	Total	C	N	O	S	0	0
			1449	973	230	239	7		

- Molecule 4 is a protein called Cytochrome c oxidase polypeptide 4.

Mol	Chain	Residues	Atoms					AltConf	Trace
			Total	C	N	O	S		
4	H	139	Total	C	N	O	S	0	0
			1077	719	167	188	3		
4	T	139	Total	C	N	O	S	0	0
			1077	719	167	188	3		

- Molecule 5 is a protein called Cytochrome c oxidase subunit CtaJ.

Mol	Chain	Residues	Atoms					AltConf	Trace
5	I	67	Total	C	N	O	S	0	0
			507	334	85	86	2		
5	U	67	Total	C	N	O	S	0	0
			507	334	85	86	2		

- Molecule 6 is a protein called Uncharacterized protein MSMEG\_4692/MSMEI\_4575.

Mol	Chain	Residues	Atoms					AltConf	Trace
6	J	145	Total	C	N	O	S	0	0
			1041	658	176	205	2		
6	V	145	Total	C	N	O	S	0	0
			1041	658	176	205	2		

- Molecule 7 is a protein called Prokaryotic respiratory supercomplex associate factor 1 PRSAF1.

Mol	Chain	Residues	Atoms					AltConf	Trace
7	D	76	Total	C	N	O	S	0	0
			605	395	112	94	4		
7	P	75	Total	C	N	O	S	0	0
			597	391	109	93	4		

- Molecule 8 is a protein called Cytochrome bc1 complex cytochrome b subunit.

Mol	Chain	Residues	Atoms					AltConf	Trace
8	N	524	Total	C	N	O	S	0	0
			4140	2734	707	682	17		
8	B	524	Total	C	N	O	S	0	0
			4140	2734	707	682	17		

- Molecule 9 is a protein called Cytochrome bc1 complex Rieske iron-sulfur subunit.

Mol	Chain	Residues	Atoms					AltConf	Trace
9	M	378	Total	C	N	O	S	0	0
			2943	1900	501	531	11		
9	A	378	Total	C	N	O	S	0	0
			2943	1900	501	531	11		

- Molecule 10 is a protein called Cytochrome bc1 complex cytochrome c subunit.

Mol	Chain	Residues	Atoms					AltConf	Trace
10	O	223	Total	C	N	O	S	0	0
			1621	1015	291	304	11		

*Continued on next page...*

Continued from previous page...

Mol	Chain	Residues	Atoms					AltConf	Trace
			Total	C	N	O	S		
10	C	218	1584	995	283	297	9	0	0

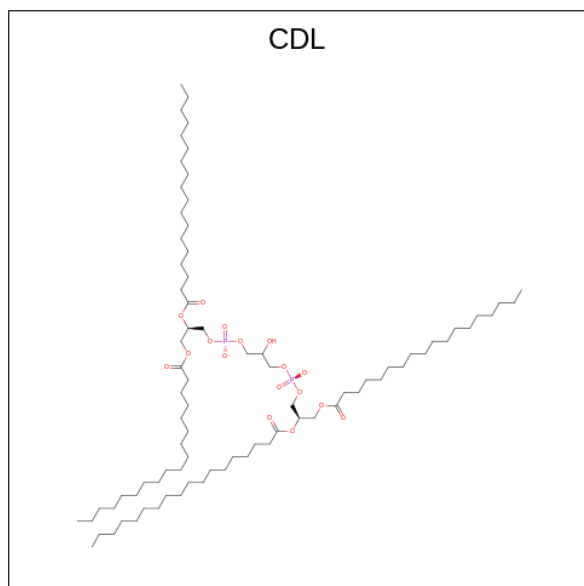
There are 2 discrepancies between the modelled and reference sequences:

Chain	Residue	Modelled	Actual	Comment	Reference
O	1	LEU	-	expression tag	UNP P9WP35
C	1	LEU	-	expression tag	UNP P9WP35

- Molecule 11 is COPPER (II) ION (three-letter code: CU) (formula: Cu).

Mol	Chain	Residues	Atoms		AltConf
11	E	2	Total	Cu	0
			2	2	
11	F	2	Total	Cu	0
			2	2	
11	Q	2	Total	Cu	0
			2	2	
11	R	2	Total	Cu	0
			2	2	

- Molecule 12 is CARDIOLIPIN (three-letter code: CDL) (formula: C<sub>81</sub>H<sub>156</sub>O<sub>17</sub>P<sub>2</sub>).



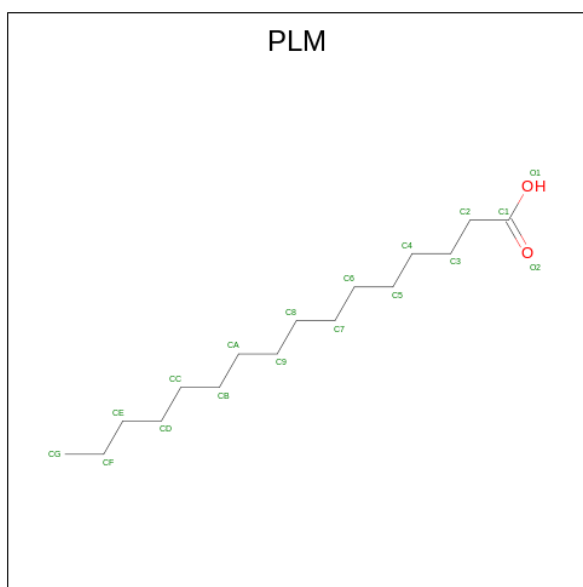
Mol	Chain	Residues	Atoms				AltConf
			Total	C	O	P	
12	F	1	157	119	34	4	0

Continued on next page...

Continued from previous page...

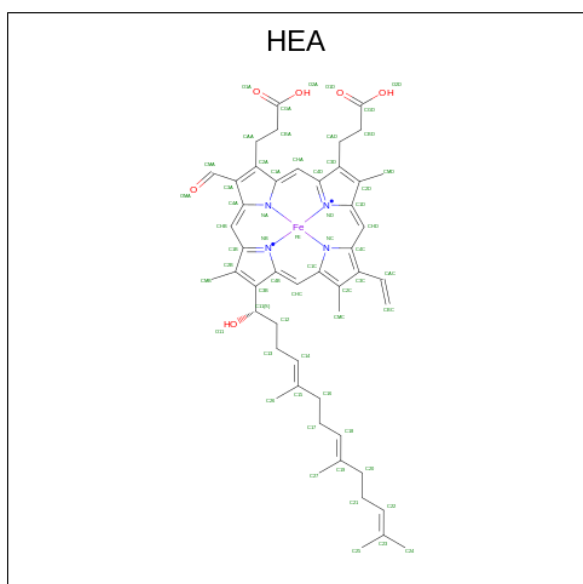
Mol	Chain	Residues	Atoms				AltConf
12	F	1	Total	C	O	P	0
			157	119	34	4	
12	D	1	Total	C	O	P	0
			88	69	17	2	
12	R	1	Total	C	O	P	0
			157	119	34	4	
12	R	1	Total	C	O	P	0
			157	119	34	4	
12	P	1	Total	C	O	P	0
			88	69	17	2	
12	N	1	Total	C	O	P	0
			230	173	51	6	
12	N	1	Total	C	O	P	0
			230	173	51	6	
12	N	1	Total	C	O	P	0
			230	173	51	6	
12	M	1	Total	C	O	P	0
			95	76	17	2	
12	O	1	Total	C	O	P	0
			79	60	17	2	
12	B	1	Total	C	O	P	0
			375	280	85	10	
12	B	1	Total	C	O	P	0
			375	280	85	10	
12	B	1	Total	C	O	P	0
			375	280	85	10	
12	B	1	Total	C	O	P	0
			375	280	85	10	
12	B	1	Total	C	O	P	0
			375	280	85	10	
12	A	1	Total	C	O	P	0
			95	76	17	2	

- Molecule 13 is PALMITIC ACID (three-letter code: PLM) (formula: C<sub>16</sub>H<sub>32</sub>O<sub>2</sub>) (labeled as "Ligand of Interest" by depositor).



Mol	Chain	Residues	Atoms		AltConf
13	F	1	Total	C O	0
			17	16 1	
13	R	1	Total	C O	0
			17	16 1	
13	N	1	Total	C O	0
			11	10 1	
13	B	1	Total	C O	0
			11	10 1	

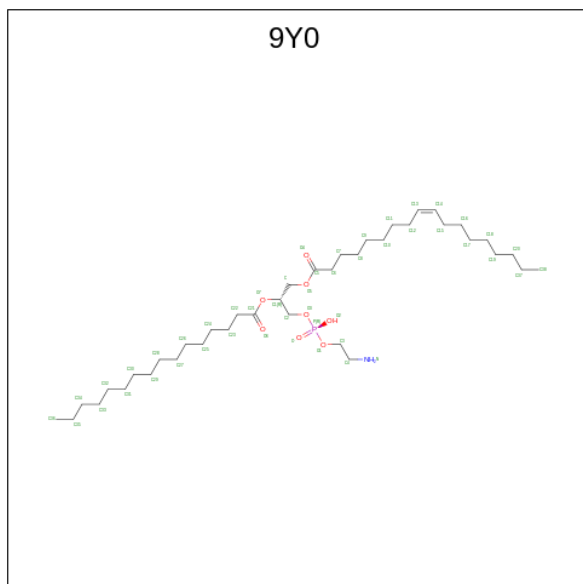
- Molecule 14 is HEME-A (three-letter code: HEA) (formula:  $C_{49}H_{56}FeN_4O_6$ ) (labeled as "Ligand of Interest" by depositor).





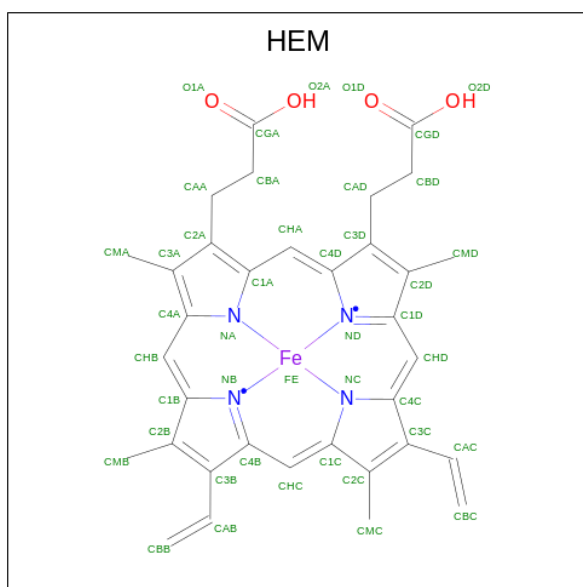
Mol	Chain	Residues	Atoms				AltConf	
14	F	1	Total	C	Fe	N	O	0
			120	98	2	8	12	
14	F	1	Total	C	Fe	N	O	0
			120	98	2	8	12	
14	R	1	Total	C	Fe	N	O	0
			120	98	2	8	12	
14	R	1	Total	C	Fe	N	O	0
			120	98	2	8	12	

- Molecule 15 is (2R)-3-(((2-aminoethoxy)(hydroxy)phosphoryl)oxy)-2-(palmitoyloxy)propyl (E)-octadec-9-enoate (three-letter code: 9Y0) (formula: C<sub>39</sub>H<sub>76</sub>NO<sub>8</sub>P) (labeled as "Ligand of Interest" by depositor).



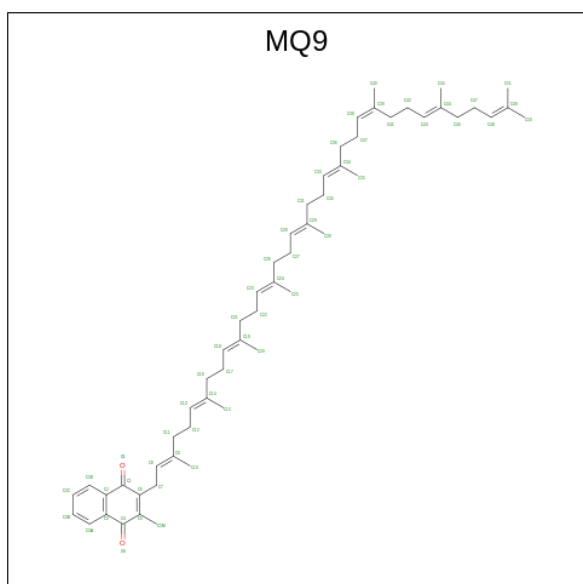
Mol	Chain	Residues	Atoms				AltConf	
15	G	1	Total	C	N	O	P	0
			43	33	1	8	1	
15	S	1	Total	C	N	O	P	0
			43	33	1	8	1	

- Molecule 16 is PROTOPORPHYRIN IX CONTAINING FE (three-letter code: HEM) (formula: C<sub>34</sub>H<sub>32</sub>FeN<sub>4</sub>O<sub>4</sub>) (labeled as "Ligand of Interest" by depositor).



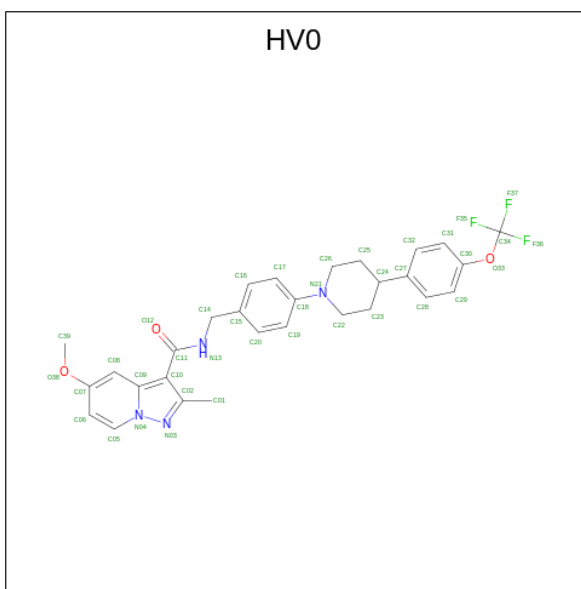
Mol	Chain	Residues	Atoms					AltConf	
			Total	C	Fe	N	O		
16	N	1	Total	85	67	2	8	8	0
16	N	1	Total	85	67	2	8	8	0
16	B	1	Total	85	67	2	8	8	0
16	B	1	Total	85	67	2	8	8	0

- Molecule 17 is MENAQUINONE-9 (three-letter code: MQ9) (formula:  $C_{56}H_{80}O_2$ ) (labeled as "Ligand of Interest" by depositor).



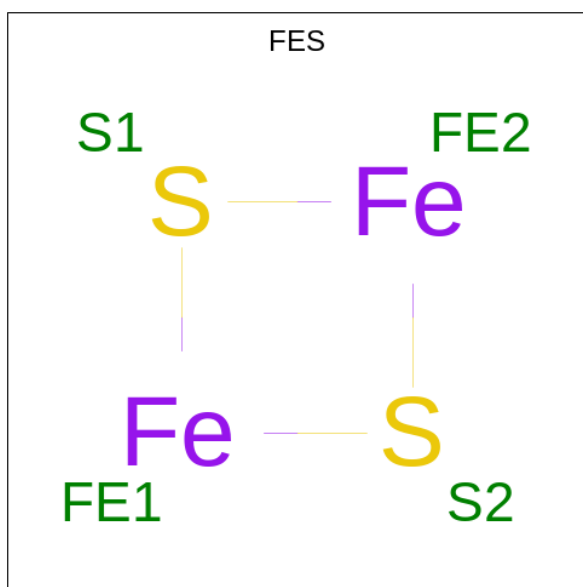
Mol	Chain	Residues	Atoms			AltConf
17	N	1	Total	C	O	0
			116	112	4	
17	N	1	Total	C	O	0
			116	112	4	
17	O	1	Total	C	O	0
			106	102	4	
17	O	1	Total	C	O	0
			106	102	4	
17	B	1	Total	C	O	0
			101	97	4	
17	B	1	Total	C	O	0
			101	97	4	
17	A	1	Total	C	O	0
			43	41	2	
17	C	1	Total	C	O	0
			48	46	2	

- Molecule 18 is 5-methoxy-2-methyl- {N}-[[4-[4-(trifluoromethoxy)phenyl]piperidin-1-yl]phenyl]methyl]pyrazolo[1,5-a]pyridine-3-carboxamide (three-letter code: HV0) (formula: C<sub>29</sub>H<sub>29</sub>F<sub>3</sub>N<sub>4</sub>O<sub>3</sub>) (labeled as "Ligand of Interest" by depositor).



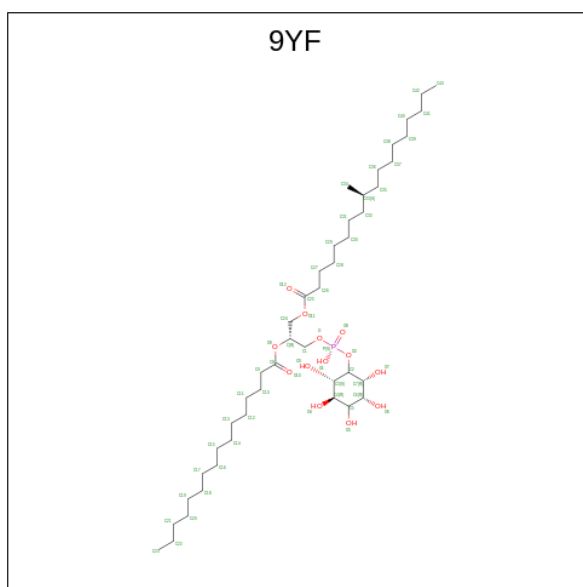
Mol	Chain	Residues	Atoms					AltConf
18	N	1	Total	C	F	N	O	0
			39	29	3	4	3	
18	B	1	Total	C	F	N	O	0
			39	29	3	4	3	

- Molecule 19 is FE2/S2 (INORGANIC) CLUSTER (three-letter code: FES) (formula: Fe<sub>2</sub>S<sub>2</sub>).



Mol	Chain	Residues	Atoms			AltConf
19	M	1	Total	Fe	S	0
			4	2	2	
19	A	1	Total	Fe	S	0
			4	2	2	

- Molecule 20 is (2R)-2-(hexadecanoyloxy)-3-[(S)-hydroxy{[(1R,2R,3R,4R,5R,6S)-2,3,4,5,6-pentahydroxycyclohexyl]oxy}phosphoryl]oxy}propyl (9S)-9-methyloctadecanoate (three-letter code: 9YF) (formula: C<sub>44</sub>H<sub>85</sub>O<sub>13</sub>P).



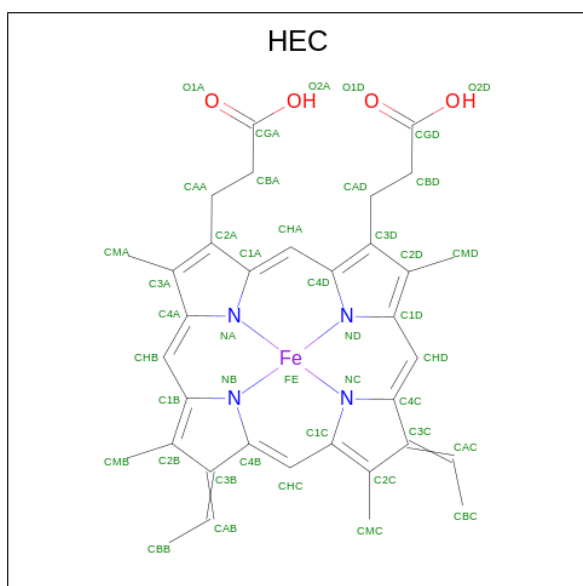
Mol	Chain	Residues	Atoms				AltConf
20	M	1	Total	C	O	P	0
			84	56	26	2	

*Continued on next page...*

Continued from previous page...

Mol	Chain	Residues	Atoms				AltConf
			Total	C	O	P	
20	M	1	Total	C	O	P	0
			84	56	26	2	
20	A	1	Total	C	O	P	0
			93	65	26	2	
20	A	1	Total	C	O	P	0
			93	65	26	2	

- Molecule 21 is HEME C (three-letter code: HEC) (formula:  $C_{34}H_{34}FeN_4O_4$ ) (labeled as "Ligand of Interest" by depositor).

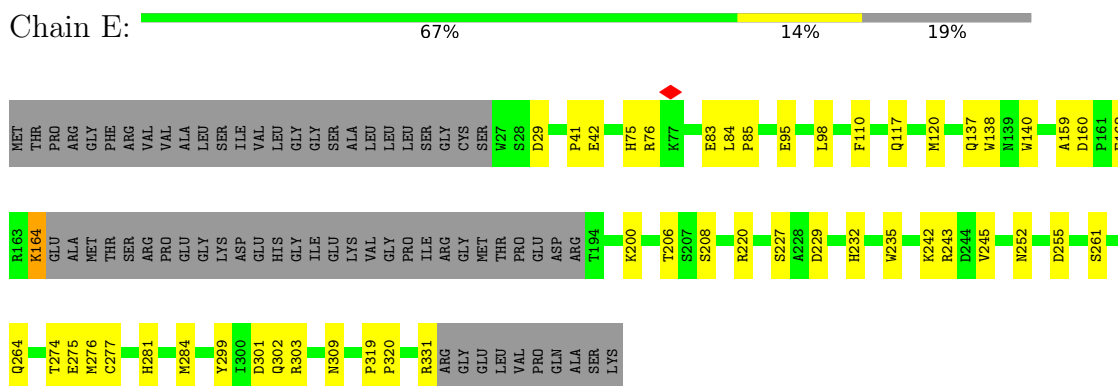


Mol	Chain	Residues	Atoms					AltConf
			Total	C	Fe	N	O	
21	O	1	Total	C	Fe	N	O	0
			86	68	2	8	8	
21	O	1	Total	C	Fe	N	O	0
			86	68	2	8	8	
21	C	1	Total	C	Fe	N	O	0
			86	68	2	8	8	
21	C	1	Total	C	Fe	N	O	0
			86	68	2	8	8	

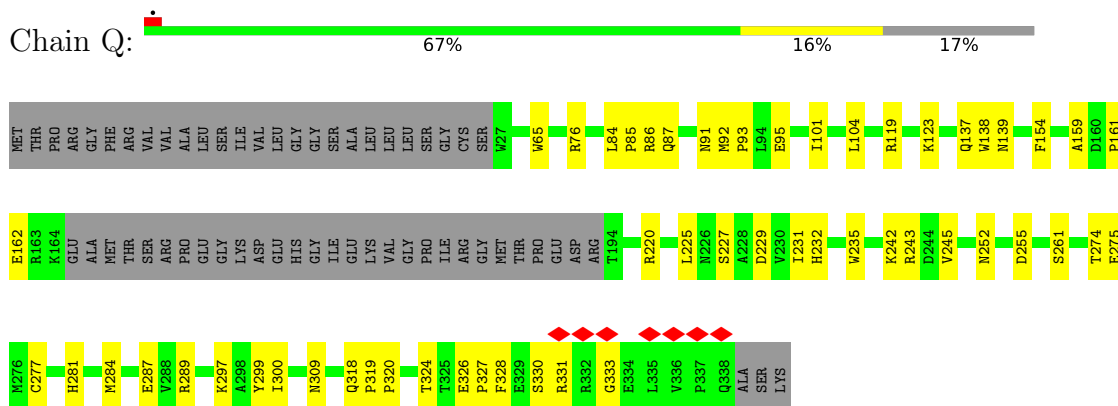
### 3 Residue-property plots [i](#)

These plots are drawn for all protein, RNA, DNA and oligosaccharide chains in the entry. The first graphic for a chain summarises the proportions of the various outlier classes displayed in the second graphic. The second graphic shows the sequence view annotated by issues in geometry and atom inclusion in map density. Residues are color-coded according to the number of geometric quality criteria for which they contain at least one outlier: green = 0, yellow = 1, orange = 2 and red = 3 or more. A red diamond above a residue indicates a poor fit to the EM map for this residue (all-atom inclusion < 40%). Stretches of 2 or more consecutive residues without any outlier are shown as a green connector. Residues present in the sample, but not in the model, are shown in grey.

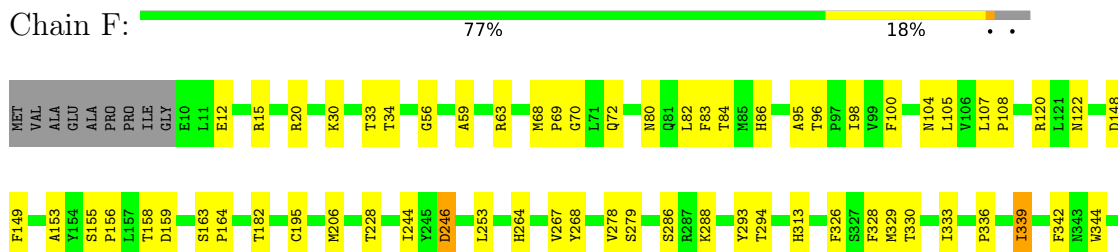
- Molecule 1: Cytochrome c oxidase subunit 2

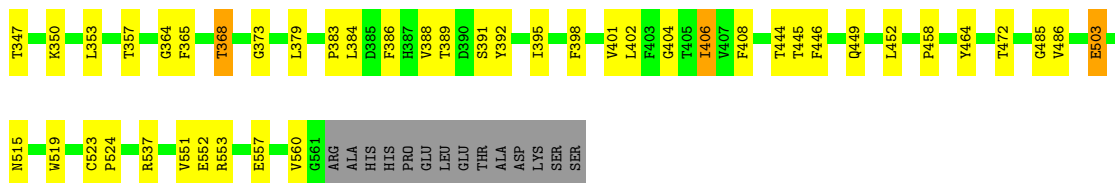


- Molecule 1: Cytochrome c oxidase subunit 2

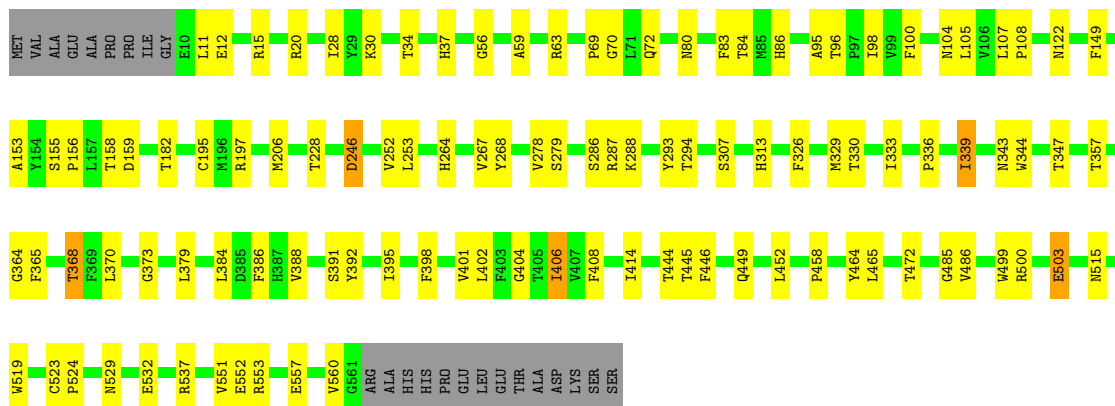
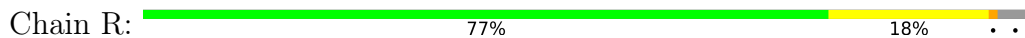


- Molecule 2: Cytochrome c oxidase subunit 1

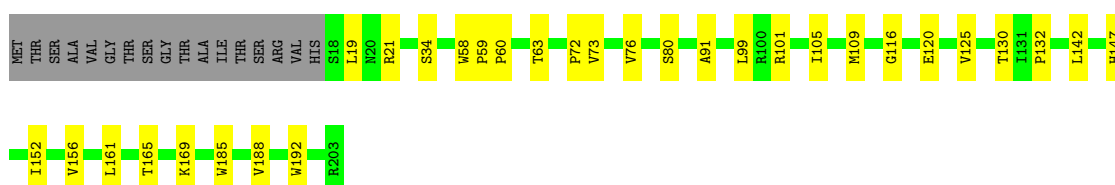
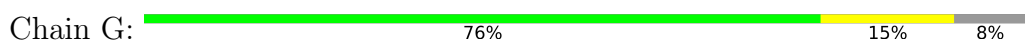




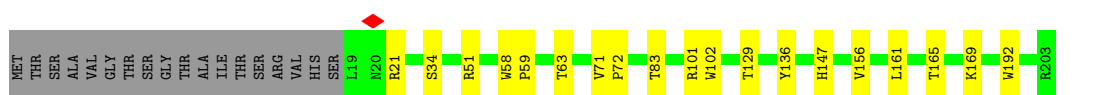
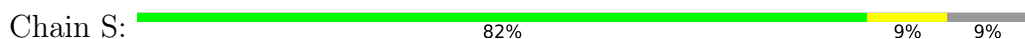
• Molecule 2: Cytochrome c oxidase subunit 1



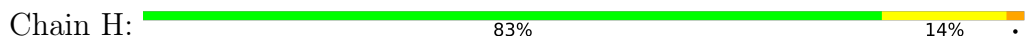
• Molecule 3: Cytochrome c oxidase subunit 3



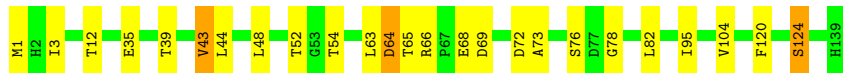
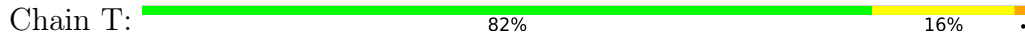
• Molecule 3: Cytochrome c oxidase subunit 3



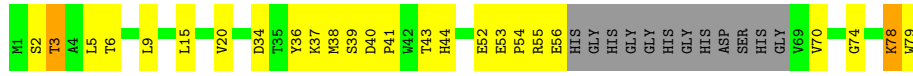
• Molecule 4: Cytochrome c oxidase polypeptide 4



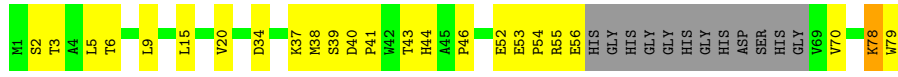
• Molecule 4: Cytochrome c oxidase polypeptide 4



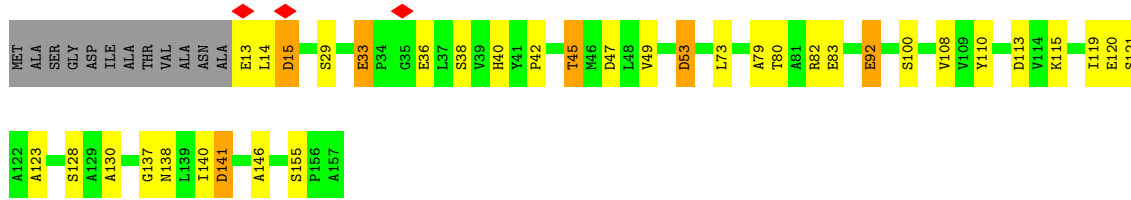
• Molecule 5: Cytochrome c oxidase subunit CtaJ



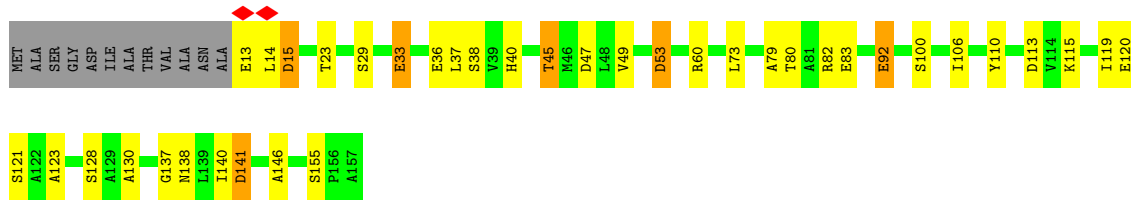
• Molecule 5: Cytochrome c oxidase subunit CtaJ




• Molecule 6: Uncharacterized protein MSMEG\_4692/MSMEI\_4575



• Molecule 6: Uncharacterized protein MSMEG\_4692/MSMEI\_4575

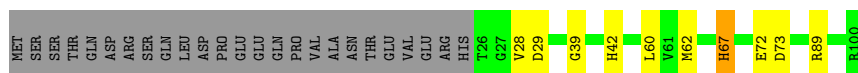


• Molecule 7: Prokaryotic respiratory supercomplex associate factor 1 PRSAF1

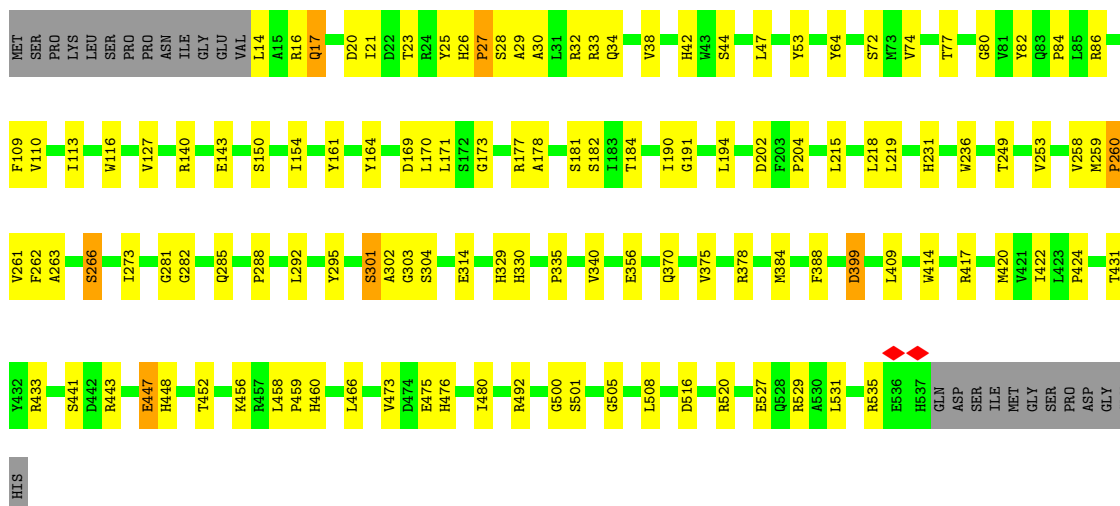


• Molecule 7: Prokaryotic respiratory supercomplex associate factor 1 PRSAF1

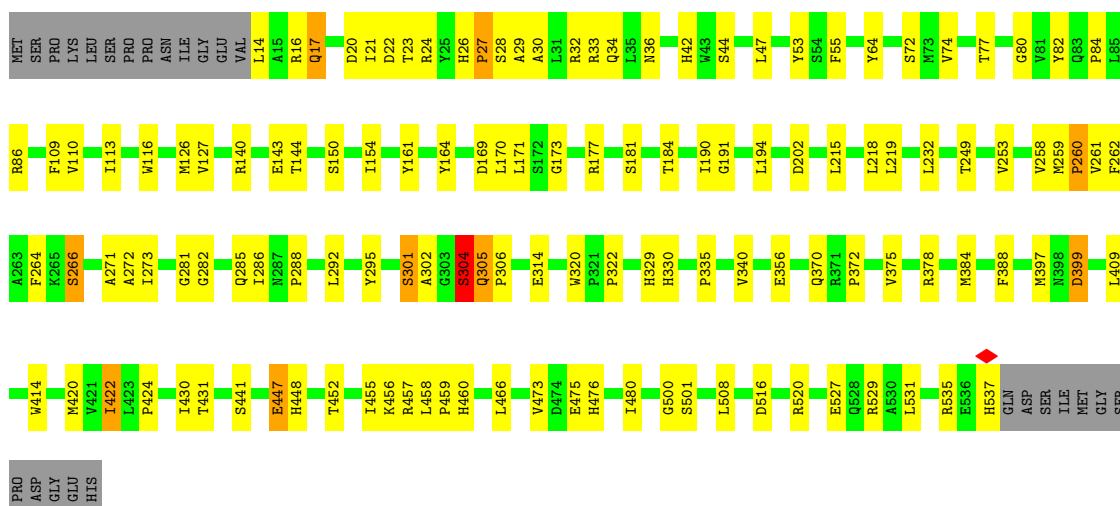




- Molecule 8: Cytochrome bc1 complex cytochrome b subunit

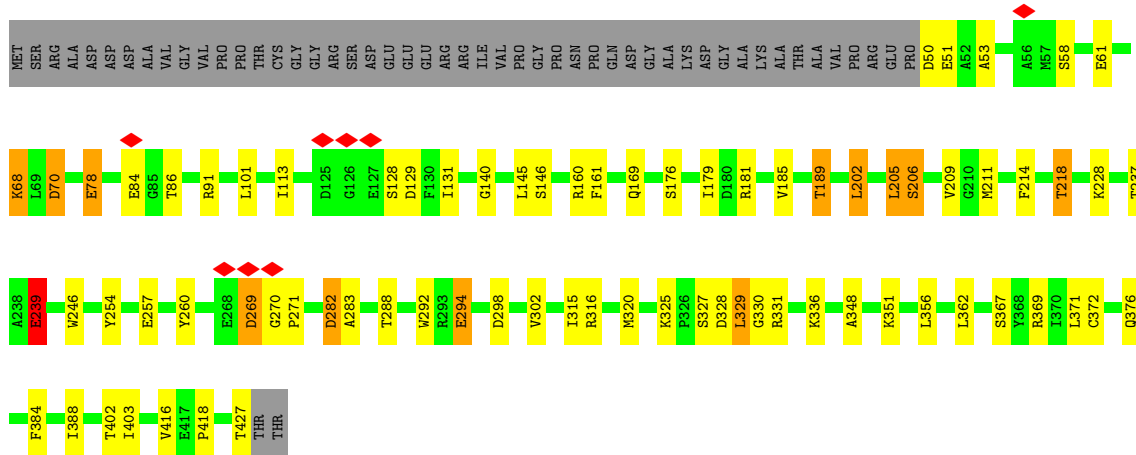


- Molecule 8: Cytochrome bc1 complex cytochrome b subunit

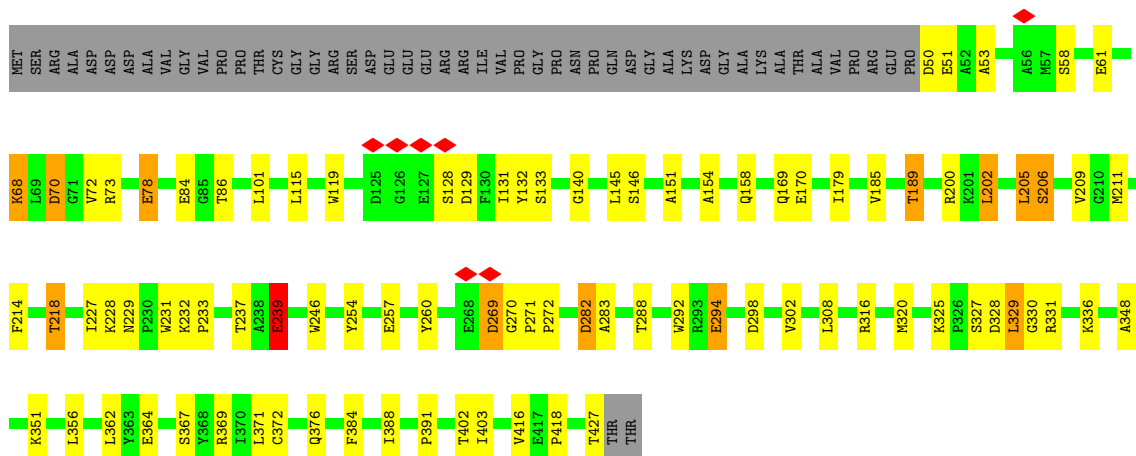


- Molecule 9: Cytochrome bc1 complex Rieske iron-sulfur subunit

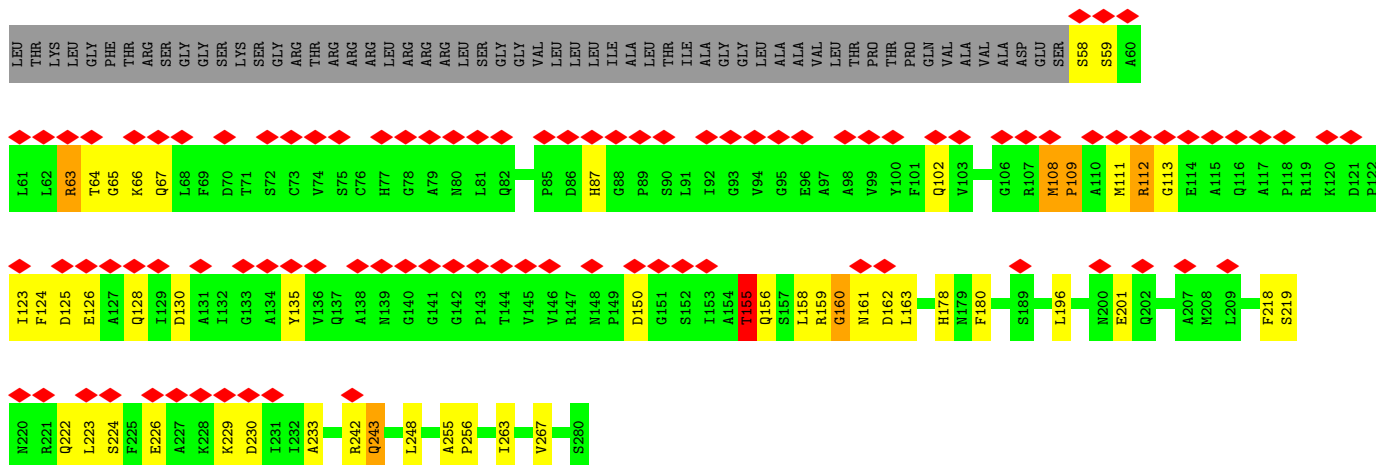




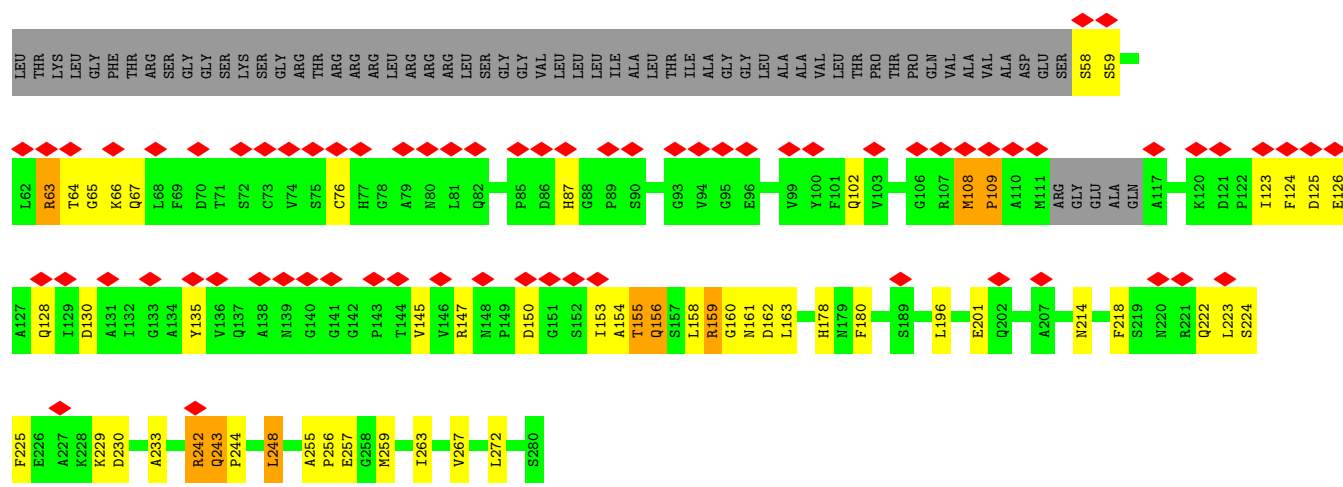
• Molecule 9: Cytochrome bc1 complex Rieske iron-sulfur subunit



• Molecule 10: Cytochrome bc1 complex cytochrome c subunit



● Molecule 10: Cytochrome bc1 complex cytochrome c subunit



## 4 Experimental information

Property	Value	Source
EM reconstruction method	SINGLE PARTICLE	Depositor
Imposed symmetry	POINT, Not provided	
Number of particles used	169988	Depositor
Resolution determination method	FSC 0.143 CUT-OFF	Depositor
CTF correction method	PHASE FLIPPING AND AMPLITUDE CORRECTION	Depositor
Microscope	FEI TITAN KRIOS	Depositor
Voltage (kV)	300	Depositor
Electron dose ( $e^-/\text{\AA}^2$ )	60	Depositor
Minimum defocus (nm)	1200	Depositor
Maximum defocus (nm)	1800	Depositor
Magnification	Not provided	
Image detector	GATAN K3 (6k x 4k)	Depositor
Maximum map value	3.778	Depositor
Minimum map value	-2.364	Depositor
Average map value	-0.001	Depositor
Map value standard deviation	0.089	Depositor
Recommended contour level	0.25	Depositor
Map size (Å)	419.84, 419.84, 419.84	wwPDB
Map dimensions	512, 512, 512	wwPDB
Map angles (°)	90.0, 90.0, 90.0	wwPDB
Pixel spacing (Å)	0.82, 0.82, 0.82	Depositor

## 5 Model quality [i](#)

### 5.1 Standard geometry [i](#)

Bond lengths and bond angles in the following residue types are not validated in this section: HEA, FES, HV0, HEC, MQ9, 9Y0, CDL, 9YF, CU, PLM, HEM

The Z score for a bond length (or angle) is the number of standard deviations the observed value is removed from the expected value. A bond length (or angle) with  $|Z| > 5$  is considered an outlier worth inspection. RMSZ is the root-mean-square of all Z scores of the bond lengths (or angles).

Mol	Chain	Bond lengths		Bond angles	
		RMSZ	# Z  >5	RMSZ	# Z  >5
1	E	0.30	0/2254	0.46	0/3072
1	Q	0.32	0/2306	0.47	0/3144
2	F	0.34	0/4533	0.48	0/6192
2	R	0.34	0/4533	0.48	0/6192
3	G	0.34	0/1502	0.49	0/2051
3	S	0.35	0/1496	0.48	0/2043
4	H	0.33	0/1112	0.47	0/1524
4	T	0.33	0/1112	0.47	0/1524
5	I	0.29	0/523	0.58	0/714
5	U	0.29	0/523	0.58	0/714
6	J	0.36	0/1059	0.56	0/1446
6	V	0.36	0/1059	0.56	0/1446
7	D	0.27	0/626	0.43	0/852
7	P	0.29	0/617	0.50	1/840 (0.1%)
8	B	0.34	0/4276	0.57	3/5833 (0.1%)
8	N	0.34	0/4276	0.50	2/5833 (0.0%)
9	A	0.33	0/3020	0.51	1/4094 (0.0%)
9	M	0.33	0/3020	0.51	1/4094 (0.0%)
10	C	0.36	0/1616	0.63	2/2188 (0.1%)
10	O	0.35	0/1654	0.59	0/2239
All	All	0.34	0/41117	0.51	10/56035 (0.0%)

Chiral center outliers are detected by calculating the chiral volume of a chiral center and verifying if the center is modelled as a planar moiety or with the opposite hand. A planarity outlier is detected by checking planarity of atoms in a peptide group, atoms in a mainchain group or atoms of a sidechain that are expected to be planar.

Mol	Chain	#Chirality outliers	#Planarity outliers
10	C	0	1
10	O	0	1
All	All	0	2

There are no bond length outliers.

All (10) bond angle outliers are listed below:

Mol	Chain	Res	Type	Atoms	Z	Observed( $^{\circ}$ )	Ideal( $^{\circ}$ )
8	B	304	SER	CB-CA-C	19.74	147.60	110.10
8	B	305	GLN	N-CA-CB	11.54	131.37	110.60
8	N	304	SER	N-CA-CB	-8.57	97.65	110.50
8	N	303	GLY	N-CA-C	-8.45	91.98	113.10
8	B	304	SER	N-CA-C	-6.65	93.05	111.00
10	C	161	ASN	C-N-CA	-6.57	105.28	121.70
10	C	156	GLN	N-CA-C	5.81	126.69	111.00
7	P	67	HIS	CA-C-O	-5.55	108.45	120.10
9	M	239	GLU	CA-CB-CG	5.25	124.95	113.40
9	A	239	GLU	CA-CB-CG	5.24	124.93	113.40

There are no chirality outliers.

All (2) planarity outliers are listed below:

Mol	Chain	Res	Type	Group
10	C	108	MET	Peptide
10	O	108	MET	Peptide

## 5.2 Too-close contacts

In the following table, the Non-H and H(model) columns list the number of non-hydrogen atoms and hydrogen atoms in the chain respectively. The H(added) column lists the number of hydrogen atoms added and optimized by MolProbity. The Clashes column lists the number of clashes within the asymmetric unit, whereas Symm-Clashes lists symmetry-related clashes.

Mol	Chain	Non-H	H(model)	H(added)	Clashes	Symm-Clashes
1	E	2191	0	2129	40	0
1	Q	2242	0	2175	43	0
2	F	4373	0	4347	68	0
2	R	4373	0	4347	84	0
3	G	1455	0	1455	21	0
3	S	1449	0	1450	15	0
4	H	1077	0	1058	12	0
4	T	1077	0	1058	14	0
5	I	507	0	516	11	0
5	U	507	0	516	11	0
6	J	1041	0	1052	21	0
6	V	1041	0	1052	23	0
7	D	605	0	587	9	0

*Continued on next page...*

*Continued from previous page...*

Mol	Chain	Non-H	H(model)	H(added)	Clashes	Symm-Clashes
7	P	597	0	586	9	0
8	B	4140	0	4163	85	0
8	N	4140	0	4165	72	0
9	A	2943	0	2931	83	0
9	M	2943	0	2931	60	0
10	C	1584	0	1562	49	0
10	O	1621	0	1598	40	0
11	E	2	0	0	0	0
11	F	2	0	0	0	0
11	Q	2	0	0	0	0
11	R	2	0	0	0	0
12	A	95	0	143	5	0
12	B	375	0	476	13	0
12	D	88	0	126	6	0
12	F	157	0	208	3	0
12	M	95	0	143	1	0
12	N	230	0	295	9	0
12	O	79	0	105	2	0
12	P	88	0	126	7	0
12	R	157	0	208	5	0
13	B	11	0	16	0	0
13	F	17	0	31	0	0
13	N	11	0	16	0	0
13	R	17	0	31	0	0
14	F	120	0	104	14	0
14	R	120	0	104	14	0
15	G	43	0	0	0	0
15	S	43	0	0	0	0
16	B	85	0	57	6	0
16	N	85	0	57	5	0
17	A	43	0	53	6	0
17	B	101	0	133	14	0
17	C	48	0	61	5	0
17	N	116	0	158	8	0
17	O	106	0	141	8	0
18	B	39	0	0	0	0
18	N	39	0	0	0	0
19	A	4	0	0	3	0
19	M	4	0	0	2	0
20	A	93	0	0	24	0
20	M	84	0	0	10	0
21	C	86	0	62	3	0

*Continued on next page...*

*Continued from previous page...*

Mol	Chain	Non-H	H(model)	H(added)	Clashes	Symm-Clashes
21	O	86	0	58	1	0
All	All	42679	0	42590	742	0

The all-atom clashscore is defined as the number of clashes found per 1000 atoms (including hydrogen atoms). The all-atom clashscore for this structure is 9.

All (742) close contacts within the same asymmetric unit are listed below, sorted by their clash magnitude.

Atom-1	Atom-2	Interatomic distance (Å)	Clash overlap (Å)
10:C:76:CYS:CB	21:C:301:HEC:HBC2	1.30	1.54
2:R:264:HIS:NE2	2:R:268:TYR:CE2	2.06	1.24
10:C:76:CYS:CB	21:C:301:HEC:CBC	2.18	1.20
2:R:268:TYR:OH	2:R:333:ILE:HD13	1.38	1.17
2:R:268:TYR:CD2	2:R:307:SER:HB2	1.82	1.15
20:M:504:9YF:O4	9:A:119:TRP:HZ2	1.34	1.09
9:M:246:TRP:HH2	20:M:503:9YF:C2	1.65	1.09
20:M:504:9YF:O4	9:A:119:TRP:CZ2	2.05	1.08
9:A:228:LYS:NZ	20:A:503:9YF:O4	1.86	1.08
2:R:264:HIS:CD2	2:R:268:TYR:CE2	2.44	1.06
9:M:246:TRP:CH2	20:M:503:9YF:C2	2.41	1.03
2:R:268:TYR:OH	2:R:333:ILE:CD1	2.07	1.00
9:A:246:TRP:CZ3	20:A:505:9YF:O1	2.15	1.00
9:A:246:TRP:HZ3	20:A:505:9YF:O1	1.45	0.99
9:M:228:LYS:HG2	20:M:504:9YF:O7	1.66	0.95
10:C:145:VAL:HG11	10:C:153:ILE:HD13	1.45	0.94
8:N:74:VAL:HG21	8:B:74:VAL:HG21	1.52	0.92
9:A:372:CYS:SG	19:A:501:FES:FE2	1.63	0.90
9:A:246:TRP:CZ3	20:A:505:9YF:O3	2.25	0.89
2:R:268:TYR:HH	2:R:333:ILE:HD13	1.34	0.88
2:R:264:HIS:CD2	2:R:268:TYR:CD2	2.61	0.87
9:M:372:CYS:HG	19:M:501:FES:FE1	0.86	0.85
2:R:264:HIS:NE2	2:R:268:TYR:HE2	1.74	0.85
9:A:372:CYS:HG	19:A:501:FES:FE2	0.56	0.84
9:M:246:TRP:HH2	20:M:503:9YF:O2	1.61	0.84
1:E:331:ARG:HG2	10:O:87:HIS:HE1	1.42	0.82
9:A:246:TRP:CH2	20:A:505:9YF:C2	2.65	0.79
9:A:246:TRP:CH2	20:A:505:9YF:O3	2.36	0.79
9:M:269:ASP:OD1	9:M:269:ASP:N	2.17	0.78
9:A:269:ASP:OD1	9:A:269:ASP:N	2.16	0.78
2:F:373:GLY:HA3	14:F:606:HEA:H262	1.66	0.78
2:R:373:GLY:HA3	14:R:606:HEA:H262	1.66	0.78

*Continued on next page...*



*Continued from previous page...*

Atom-1	Atom-2	Interatomic distance (Å)	Clash overlap (Å)
8:B:24:ARG:NH1	12:B:605:CDL:OB7	2.18	0.77
16:N:602:HEM:HHC	16:N:602:HEM:HBB2	1.66	0.76
10:C:160:GLY:C	10:C:162:ASP:H	1.89	0.76
2:F:246:ASP:OD1	2:F:246:ASP:N	2.14	0.75
2:R:264:HIS:CD2	2:R:268:TYR:HE2	1.99	0.75
16:B:602:HEM:HHC	16:B:602:HEM:HBB2	1.66	0.75
6:J:15:ASP:N	6:J:15:ASP:OD1	2.17	0.75
2:R:246:ASP:OD1	2:R:246:ASP:N	2.15	0.75
3:S:58:TRP:CD1	3:S:59:PRO:HD3	2.21	0.75
6:V:15:ASP:OD1	6:V:15:ASP:N	2.17	0.74
9:A:239:GLU:N	9:A:239:GLU:OE1	2.21	0.74
10:C:145:VAL:HG11	10:C:153:ILE:CD1	2.17	0.73
9:M:239:GLU:N	9:M:239:GLU:OE1	2.21	0.73
3:G:58:TRP:CD1	3:G:59:PRO:HD3	2.22	0.73
1:E:76:ARG:HA	2:F:353:LEU:HB2	1.69	0.73
2:R:268:TYR:CE2	2:R:307:SER:HB2	2.23	0.72
8:N:409:LEU:HD21	9:M:376:GLN:HG2	1.71	0.72
9:M:214:PHE:O	9:M:218:THR:OG1	2.07	0.72
12:R:602:CDL:H121	12:P:201:CDL:H512	1.71	0.71
6:V:33:GLU:N	6:V:33:GLU:OE1	2.23	0.71
9:A:185:VAL:O	9:A:189:THR:OG1	2.08	0.71
9:A:202:LEU:O	9:A:206:SER:OG	2.08	0.71
9:M:185:VAL:O	9:M:189:THR:OG1	2.08	0.71
9:A:214:PHE:O	9:A:218:THR:OG1	2.07	0.71
6:J:33:GLU:N	6:J:33:GLU:OE1	2.23	0.71
9:M:181:ARG:NH1	8:B:22:ASP:OD2	2.24	0.71
9:M:202:LEU:O	9:M:206:SER:OG	2.08	0.71
10:O:158:LEU:HA	10:O:229:LYS:HE3	1.73	0.71
9:A:282:ASP:N	9:A:282:ASP:OD1	2.22	0.71
9:M:282:ASP:N	9:M:282:ASP:OD1	2.22	0.70
10:O:109:PRO:HD3	21:O:304:HEC:HAB	1.73	0.70
9:M:372:CYS:SG	19:M:501:FES:FE1	1.82	0.70
1:Q:243:ARG:NH1	1:Q:255:ASP:O	2.25	0.69
2:R:63:ARG:HD3	14:R:607:HEA:HMA	1.75	0.69
2:F:63:ARG:HD3	14:F:607:HEA:HMA	1.74	0.69
8:B:32:ARG:NH2	9:A:70:ASP:OD2	2.24	0.69
1:E:41:PRO:HD3	1:E:264:GLN:HE22	1.58	0.69
10:C:102:GLN:HB3	10:C:108:MET:HG2	1.74	0.69
10:C:109:PRO:HD3	21:C:301:HEC:HAB	1.73	0.69
10:O:102:GLN:HB3	10:O:108:MET:HG2	1.74	0.69
3:S:34:SER:HB3	4:T:48:LEU:HG	1.74	0.68

*Continued on next page...*

*Continued from previous page...*

Atom-1	Atom-2	Interatomic distance (Å)	Clash overlap (Å)
3:S:63:THR:HG1	3:S:129:THR:HG1	1.38	0.68
8:N:27:PRO:O	8:N:29:ALA:N	2.27	0.68
8:B:27:PRO:O	8:B:29:ALA:N	2.27	0.68
8:N:529:ARG:NH2	9:M:78:GLU:OE2	2.24	0.67
1:Q:289:ARG:NH1	1:Q:318:GLN:OE1	2.27	0.67
1:Q:137:GLN:HG2	1:Q:229:ASP:OD2	1.95	0.67
8:B:260:PRO:HG2	8:B:261:VAL:HG23	1.77	0.67
8:N:260:PRO:HG2	8:N:261:VAL:HG23	1.77	0.67
9:M:302:VAL:HG12	9:A:302:VAL:HG12	1.77	0.67
9:A:246:TRP:CE3	20:A:505:9YF:O3	2.47	0.67
8:B:306:PRO:HD3	8:B:314:GLU:OE1	1.95	0.67
10:C:160:GLY:C	10:C:162:ASP:N	2.46	0.66
10:C:153:ILE:HG22	10:C:153:ILE:O	1.96	0.66
2:R:268:TYR:CD2	2:R:307:SER:CB	2.72	0.65
8:N:384:MET:HG3	8:N:424:PRO:HB3	1.78	0.65
9:A:227:ILE:HD12	20:A:503:9YF:C13	2.27	0.65
8:B:384:MET:HG3	8:B:424:PRO:HB3	1.77	0.65
1:E:331:ARG:HG2	10:O:87:HIS:CE1	2.28	0.64
3:G:101:ARG:NH1	8:N:508:LEU:O	2.30	0.64
1:Q:84:LEU:O	2:R:553:ARG:NH2	2.29	0.64
8:N:33:ARG:NH1	12:N:604:CDL:OB3	2.30	0.64
17:N:607:MQ9:H101	17:A:502:MQ9:H3B	1.79	0.64
6:J:138:ASN:HB3	6:J:141:ASP:HB2	1.79	0.64
6:V:138:ASN:HB3	6:V:141:ASP:HB2	1.79	0.64
9:M:282:ASP:OD1	10:O:219:SER:HB3	1.97	0.64
2:F:206:MET:O	2:F:293:TYR:OH	2.13	0.64
1:E:275:GLU:HG3	1:E:276:MET:H	1.63	0.64
8:B:30:ALA:O	8:B:34:GLN:NE2	2.31	0.64
8:N:30:ALA:O	8:N:34:GLN:NE2	2.31	0.64
10:C:124:PHE:HB3	10:C:128:GLN:HG3	1.80	0.64
1:Q:76:ARG:HD2	2:R:287:ARG:HH12	1.62	0.63
8:B:282:GLY:HA3	9:A:140:GLY:HA3	1.79	0.63
8:B:409:LEU:HD21	9:A:376:GLN:HG2	1.80	0.63
2:R:206:MET:O	2:R:293:TYR:OH	2.14	0.63
10:O:124:PHE:HB3	10:O:128:GLN:HG3	1.80	0.63
10:O:218:PHE:HA	10:O:222:GLN:HE21	1.63	0.63
1:Q:227:SER:HB2	1:Q:245:VAL:HG12	1.80	0.62
4:H:120:PHE:HZ	10:O:263:ILE:HD11	1.65	0.62
17:N:608:MQ9:H5M3	17:N:608:MQ9:C8	2.29	0.62
10:O:160:GLY:O	10:O:162:ASP:N	2.33	0.62
9:M:78:GLU:HA	9:M:78:GLU:OE1	1.99	0.62

*Continued on next page...*

*Continued from previous page...*

Atom-1	Atom-2	Interatomic distance (Å)	Clash overlap (Å)
10:C:218:PHE:HA	10:C:222:GLN:HE21	1.63	0.62
8:N:253:VAL:HB	9:M:169:GLN:HB3	1.82	0.62
17:O:303:MQ9:C9	17:O:303:MQ9:H151	2.29	0.62
16:B:602:HEM:HMC1	16:B:602:HEM:HBC2	1.82	0.62
9:A:237:THR:OG1	9:A:239:GLU:OE1	2.14	0.62
10:C:145:VAL:CG1	10:C:153:ILE:HD13	2.26	0.62
17:B:610:MQ9:H412	17:B:610:MQ9:H353	1.82	0.61
4:H:104:VAL:HG11	17:O:302:MQ9:H203	1.81	0.61
2:R:523:CYS:HB3	2:R:524:PRO:HD3	1.82	0.61
9:A:78:GLU:HA	9:A:78:GLU:OE1	1.99	0.61
3:G:34:SER:HB3	4:H:48:LEU:HG	1.83	0.61
2:F:523:CYS:HB3	2:F:524:PRO:HD3	1.83	0.61
7:P:67:HIS:HB3	7:P:72:GLU:OE2	2.00	0.61
9:M:237:THR:OG1	9:M:239:GLU:OE1	2.14	0.61
8:B:529:ARG:NH2	9:A:78:GLU:OE2	2.26	0.61
10:C:125:ASP:O	10:C:128:GLN:NE2	2.33	0.61
8:N:458:LEU:O	8:N:460:HIS:N	2.34	0.61
8:B:262:PHE:O	8:B:266:SER:OG	2.18	0.61
9:A:229:ASN:HB2	20:A:503:9YF:C1	2.30	0.61
2:F:164:PRO:HD2	10:O:112:ARG:HH22	1.65	0.61
4:T:120:PHE:O	4:T:124:SER:OG	2.18	0.61
4:H:120:PHE:O	4:H:124:SER:OG	2.18	0.61
8:N:262:PHE:O	8:N:266:SER:OG	2.18	0.61
10:O:125:ASP:O	10:O:128:GLN:NE2	2.33	0.61
8:B:458:LEU:O	8:B:460:HIS:N	2.34	0.61
3:G:147:HIS:CE1	3:G:192:TRP:HB2	2.36	0.60
1:Q:225:LEU:HD23	1:Q:245:VAL:HG22	1.81	0.60
4:T:39:THR:O	4:T:43:VAL:HG22	2.01	0.60
1:E:299:TYR:OH	1:E:303:ARG:NH1	2.35	0.60
10:O:160:GLY:HA3	10:O:230:ASP:HA	1.82	0.60
4:H:39:THR:O	4:H:43:VAL:HG22	2.01	0.60
3:S:21:ARG:HB3	4:T:63:LEU:HD11	1.82	0.60
8:N:202:ASP:OD1	9:M:316:ARG:NH1	2.35	0.59
4:H:95:ILE:HG12	4:H:124:SER:HB2	1.84	0.59
5:I:44:HIS:NE2	6:J:40:HIS:O	2.35	0.59
2:R:264:HIS:HD2	2:R:268:TYR:CD2	2.15	0.59
17:N:608:MQ9:H5M3	17:N:608:MQ9:C9	2.33	0.59
8:B:431:THR:HG23	12:B:607:CDL:H332	1.83	0.59
2:R:56:GLY:HA3	14:R:607:HEA:H161	1.83	0.59
8:B:170:LEU:HD23	10:C:180:PHE:HE1	1.67	0.59
12:B:605:CDL:H552	12:B:606:CDL:H602	1.84	0.59

*Continued on next page...*

*Continued from previous page...*

Atom-1	Atom-2	Interatomic distance (Å)	Clash overlap (Å)
2:F:56:GLY:HA3	14:F:607:HEA:H161	1.83	0.59
8:N:431:THR:HG23	12:N:605:CDL:H331	1.84	0.59
2:F:364:GLY:O	2:F:368:THR:OG1	2.21	0.59
2:R:364:GLY:O	2:R:368:THR:OG1	2.21	0.58
4:T:95:ILE:HG12	4:T:124:SER:HB2	1.84	0.58
8:B:335:PRO:HG2	9:A:356:LEU:HD21	1.84	0.58
5:I:78:LYS:NZ	5:I:78:LYS:HB3	2.17	0.58
1:E:252:ASN:HB3	2:F:253:LEU:HD23	1.85	0.58
5:U:78:LYS:NZ	5:U:78:LYS:HB3	2.17	0.58
6:V:33:GLU:HB2	6:V:36:GLU:OE1	2.04	0.58
9:M:320:MET:HG3	9:M:351:LYS:HG3	1.86	0.58
4:T:120:PHE:HZ	10:C:263:ILE:HD11	1.68	0.58
8:N:475:GLU:OE2	8:N:476:HIS:ND1	2.30	0.58
9:A:320:MET:HG3	9:A:351:LYS:HG3	1.86	0.58
2:F:84:THR:OG1	2:F:149:PHE:O	2.14	0.58
6:J:33:GLU:HB2	6:J:36:GLU:OE1	2.04	0.58
8:N:80:GLY:O	8:N:86:ARG:NH1	2.37	0.58
10:C:158:LEU:HA	10:C:229:LYS:HE3	1.85	0.57
2:F:68:MET:SD	5:I:3:THR:OG1	2.62	0.57
8:B:80:GLY:O	8:B:86:ARG:NH1	2.37	0.57
6:V:53:ASP:OD1	6:V:53:ASP:N	2.38	0.57
9:M:246:TRP:CH2	20:M:503:9YF:O2	2.50	0.57
8:B:301:SER:OG	8:B:302:ALA:N	2.36	0.57
6:V:110:TYR:CZ	6:V:119:ILE:HB	2.39	0.57
8:N:301:SER:OG	8:N:302:ALA:N	2.36	0.57
17:O:302:MQ9:H153	17:O:302:MQ9:C41	2.34	0.57
12:B:606:CDL:H311	12:B:606:CDL:H111	1.87	0.57
6:J:53:ASP:OD1	6:J:53:ASP:N	2.38	0.57
6:J:110:TYR:CZ	6:J:119:ILE:HB	2.39	0.57
1:Q:328:PHE:HB3	2:R:465:LEU:HD21	1.85	0.57
8:N:170:LEU:HD23	10:O:180:PHE:HE1	1.69	0.57
8:B:475:GLU:OE2	8:B:476:HIS:ND1	2.30	0.57
5:U:38:MET:HE2	6:V:137:GLY:HA2	1.86	0.57
1:Q:92:MET:O	1:Q:95:GLU:HG2	2.06	0.56
2:R:499:TRP:NE1	12:R:602:CDL:HB4	2.21	0.56
10:O:160:GLY:C	10:O:162:ASP:H	2.09	0.56
17:B:610:MQ9:H353	17:B:610:MQ9:C41	2.36	0.56
3:S:101:ARG:NH1	8:B:508:LEU:O	2.39	0.56
17:C:303:MQ9:H261	17:C:303:MQ9:H212	1.88	0.56
8:N:47:LEU:HD13	8:N:127:VAL:HG12	1.88	0.56
2:R:537:ARG:NH2	4:T:73:ALA:O	2.39	0.56

*Continued on next page...*

*Continued from previous page...*

Atom-1	Atom-2	Interatomic distance (Å)	Clash overlap (Å)
2:F:398:PHE:HA	2:F:401:VAL:HG22	1.88	0.56
7:D:72:GLU:HG2	8:N:414:TRP:NE1	2.21	0.56
8:B:33:ARG:HA	9:A:70:ASP:OD1	2.06	0.56
8:B:47:LEU:HD13	8:B:127:VAL:HG12	1.88	0.56
1:E:232:HIS:ND1	1:E:277:CYS:SG	2.79	0.56
5:U:53:GLU:HB3	5:U:54:PRO:HD3	1.88	0.56
10:O:201:GLU:OE2	10:O:201:GLU:N	2.38	0.55
10:C:201:GLU:OE2	10:C:201:GLU:N	2.38	0.55
5:I:53:GLU:HB3	5:I:54:PRO:HD3	1.88	0.55
3:G:105:ILE:O	3:G:109:MET:HG2	2.06	0.55
3:G:169:LYS:HB2	8:N:500:GLY:O	2.05	0.55
2:R:326:PHE:O	2:R:330:THR:HG23	2.07	0.55
2:R:398:PHE:HA	2:R:401:VAL:HG22	1.88	0.55
8:N:218:LEU:HD21	16:B:602:HEM:HBC1	1.88	0.55
2:F:326:PHE:O	2:F:330:THR:HG23	2.07	0.55
14:F:607:HEA:H261	14:F:607:HEA:C18	2.31	0.55
16:B:601:HEM:HMB1	16:B:601:HEM:HBB2	1.87	0.55
9:A:229:ASN:N	20:A:503:9YF:O8	2.32	0.55
1:E:164:LYS:NZ	10:O:126:GLU:OE1	2.38	0.55
16:N:601:HEM:HMB1	16:N:601:HEM:HBB2	1.87	0.55
16:N:602:HEM:HBC2	16:N:602:HEM:HMC2	1.88	0.55
9:A:328:ASP:O	9:A:330:GLY:N	2.40	0.55
1:Q:154:PHE:CZ	1:Q:297:LYS:HB2	2.42	0.55
8:B:388:PHE:HE1	8:B:420:MET:HG3	1.72	0.55
9:A:133:SER:HB3	10:C:242:ARG:HG3	1.89	0.55
2:F:449:GLN:HA	2:F:452:LEU:HB3	1.88	0.55
8:N:388:PHE:HE1	8:N:420:MET:HG3	1.72	0.55
2:R:449:GLN:HA	2:R:452:LEU:HB3	1.88	0.54
8:B:55:PHE:HE1	16:B:602:HEM:HBB1	1.72	0.54
8:N:282:GLY:HA3	9:M:140:GLY:HA3	1.88	0.54
9:M:328:ASP:O	9:M:330:GLY:N	2.40	0.54
1:Q:101:ILE:O	1:Q:104:LEU:HG	2.08	0.54
12:N:605:CDL:H112	12:N:605:CDL:H311	1.89	0.54
8:B:372:PRO:HB2	12:B:607:CDL:HA61	1.89	0.54
2:F:80:ASN:HA	2:F:83:PHE:CE1	2.43	0.54
12:D:201:CDL:H231	12:D:201:CDL:H412	1.89	0.54
9:M:418:PRO:HD2	9:M:427:THR:HG23	1.89	0.54
3:G:91:ALA:HB2	3:G:99:LEU:HD12	1.89	0.54
7:D:89:ARG:NH1	12:D:201:CDL:OB3	2.41	0.54
1:Q:330:SER:CB	10:C:87:HIS:HE1	2.21	0.54
9:M:160:ARG:HH22	12:M:502:CDL:H112	1.72	0.54

*Continued on next page...*

*Continued from previous page...*

Atom-1	Atom-2	Interatomic distance (Å)	Clash overlap (Å)
14:R:607:HEA:H261	14:R:607:HEA:C18	2.31	0.54
10:C:154:ALA:O	10:C:155:THR:OG1	2.20	0.54
1:E:275:GLU:O	1:E:281:HIS:NE2	2.41	0.53
3:G:147:HIS:NE2	3:G:192:TRP:HB2	2.23	0.53
9:A:418:PRO:HD2	9:A:427:THR:HG23	1.89	0.53
3:S:83:THR:HG23	3:S:102:TRP:HE3	1.73	0.53
12:N:605:CDL:H152	12:N:605:CDL:H582	1.91	0.53
2:R:80:ASN:HA	2:R:83:PHE:CE1	2.43	0.53
8:B:264:PHE:HE2	9:A:154:ALA:O	1.90	0.53
20:A:505:9YF:C11	20:A:505:9YF:C17	2.85	0.53
2:F:404:GLY:HA2	2:F:408:PHE:HD2	1.74	0.53
1:Q:330:SER:HB2	10:C:87:HIS:HE1	1.73	0.53
2:F:15:ARG:HD2	5:I:52:GLU:OE1	2.09	0.53
7:D:28:VAL:HG13	7:D:42:HIS:HB2	1.89	0.53
8:N:259:MET:HB3	8:N:260:PRO:HD3	1.90	0.53
10:C:159:ARG:HA	10:C:233:ALA:HB2	1.91	0.53
1:Q:275:GLU:O	1:Q:281:HIS:NE2	2.42	0.53
8:B:259:MET:HB3	8:B:260:PRO:HD3	1.90	0.53
2:R:268:TYR:CZ	2:R:333:ILE:CD1	2.90	0.53
2:R:404:GLY:HA2	2:R:408:PHE:HD2	1.74	0.53
10:C:158:LEU:HA	10:C:229:LYS:HG2	1.91	0.53
5:I:38:MET:HE2	6:J:137:GLY:HA2	1.89	0.52
3:S:147:HIS:CE1	3:S:192:TRP:HB2	2.44	0.52
2:R:104:ASN:ND2	2:R:122:ASN:HD21	2.07	0.52
8:B:537:HIS:CD2	9:A:73:ARG:HH21	2.28	0.52
10:C:160:GLY:O	10:C:162:ASP:N	2.41	0.52
3:G:185:TRP:O	3:G:188:VAL:HG12	2.09	0.52
2:R:500:ARG:HH22	12:P:201:CDL:H801	1.74	0.52
20:M:504:9YF:O3	20:M:504:9YF:O5	2.26	0.52
2:F:104:ASN:ND2	2:F:122:ASN:HD21	2.07	0.52
10:C:147:ARG:NH2	10:C:153:ILE:HD11	2.25	0.52
7:P:89:ARG:HH21	12:P:201:CDL:H802	1.74	0.52
1:E:303:ARG:NH1	1:E:309:ASN:OD1	2.43	0.52
2:F:59:ALA:HB2	2:F:86:HIS:CE1	2.45	0.52
6:V:79:ALA:O	6:V:82:ARG:HG2	2.09	0.52
9:M:369:ARG:HD3	9:M:388:ILE:HD11	1.90	0.52
8:N:169:ASP:OD1	8:N:169:ASP:N	2.43	0.52
8:B:322:PRO:HB3	9:A:391:PRO:HA	1.92	0.52
8:B:370:GLN:OE1	8:B:378:ARG:NH2	2.40	0.52
3:G:60:PRO:O	3:G:63:THR:HG22	2.09	0.52
1:Q:331:ARG:HE	1:Q:333:GLY:H	1.56	0.52

*Continued on next page...*

*Continued from previous page...*

Atom-1	Atom-2	Interatomic distance (Å)	Clash overlap (Å)
8:B:190:ILE:HG13	8:B:191:GLY:H	1.75	0.52
9:A:51:GLU:HG3	9:A:53:ALA:H	1.74	0.52
9:A:246:TRP:HZ3	20:A:505:9YF:P	2.32	0.52
6:J:79:ALA:O	6:J:82:ARG:HG2	2.09	0.52
1:Q:159:ALA:C	1:Q:161:PRO:HD3	2.31	0.52
5:U:44:HIS:NE2	6:V:40:HIS:O	2.43	0.52
9:M:51:GLU:HG3	9:M:53:ALA:H	1.74	0.52
8:B:169:ASP:OD1	8:B:169:ASP:N	2.43	0.52
9:A:246:TRP:CH2	20:A:505:9YF:O1	2.63	0.52
9:A:369:ARG:HD3	9:A:388:ILE:HD11	1.90	0.52
10:C:158:LEU:CA	10:C:229:LYS:HG2	2.40	0.52
17:C:303:MQ9:H5M3	17:C:303:MQ9:C8	2.40	0.52
2:R:336:PRO:HA	2:R:339:ILE:HG13	1.90	0.51
4:T:82:LEU:N	8:B:455:ILE:O	2.42	0.51
8:N:190:ILE:HG13	8:N:191:GLY:H	1.75	0.51
8:N:258:VAL:HA	8:N:262:PHE:HB3	1.92	0.51
8:N:370:GLN:OE1	8:N:378:ARG:NH2	2.40	0.51
9:M:176:SER:OG	8:B:26:HIS:HB2	2.09	0.51
2:R:84:THR:OG1	2:R:149:PHE:O	2.14	0.51
2:R:155:SER:HB2	2:R:156:PRO:HD3	1.92	0.51
2:R:268:TYR:CZ	2:R:333:ILE:HD11	2.45	0.51
2:R:59:ALA:HB2	2:R:86:HIS:CE1	2.45	0.51
12:N:605:CDL:H312	12:N:606:CDL:H512	1.92	0.51
20:A:505:9YF:C11	20:A:505:9YF:C16	2.89	0.51
2:F:69:PRO:HG3	2:F:464:TYR:CE2	2.45	0.51
2:F:155:SER:HB2	2:F:156:PRO:HD3	1.92	0.51
8:B:258:VAL:HA	8:B:262:PHE:HB3	1.92	0.51
8:B:27:PRO:C	8:B:29:ALA:H	2.14	0.51
9:A:246:TRP:CZ3	20:A:505:9YF:C2	2.93	0.51
2:F:336:PRO:HA	2:F:339:ILE:HG13	1.91	0.51
2:R:69:PRO:HG3	2:R:464:TYR:CE2	2.45	0.51
8:N:27:PRO:C	8:N:29:ALA:H	2.14	0.51
17:B:610:MQ9:H351	17:B:610:MQ9:H301	1.92	0.51
2:R:63:ARG:CD	14:R:607:HEA:HMA	2.41	0.51
1:E:75:HIS:CD2	2:F:350:LYS:H	2.29	0.51
1:E:275:GLU:H	1:E:281:HIS:CE1	2.29	0.51
1:Q:231:ILE:HG22	1:Q:275:GLU:HG2	1.93	0.51
12:R:602:CDL:HB62	12:P:201:CDL:H552	1.92	0.51
2:R:197:ARG:HB3	4:T:68:GLU:HG2	1.93	0.50
2:R:268:TYR:CE2	2:R:307:SER:CB	2.94	0.50
2:R:388:VAL:O	2:R:391:SER:OG	2.29	0.50

*Continued on next page...*

*Continued from previous page...*

Atom-1	Atom-2	Interatomic distance (Å)	Clash overlap (Å)
8:B:320:TRP:O	9:A:391:PRO:HG3	2.11	0.50
20:A:505:9YF:O7	20:A:505:9YF:O	2.29	0.50
2:F:395:ILE:HA	2:F:398:PHE:CE1	2.47	0.50
1:Q:252:ASN:HB3	2:R:253:LEU:HD23	1.91	0.50
2:R:395:ILE:HA	2:R:398:PHE:CE1	2.47	0.50
8:N:329:HIS:O	8:N:330:HIS:ND1	2.43	0.50
2:F:63:ARG:CD	14:F:607:HEA:HMA	2.41	0.50
12:F:602:CDL:OA3	8:N:433:ARG:NH1	2.39	0.50
10:O:162:ASP:HB3	10:O:230:ASP:OD1	2.11	0.50
1:E:229:ASP:OD1	1:E:229:ASP:N	2.45	0.50
8:B:329:HIS:O	8:B:330:HIS:ND1	2.43	0.50
10:C:162:ASP:HB3	10:C:230:ASP:OD1	2.12	0.50
2:F:100:PHE:HE2	2:F:182:THR:HG23	1.75	0.50
8:B:399:ASP:OD1	8:B:399:ASP:N	2.45	0.50
3:G:72:PRO:O	3:G:76:VAL:HG13	2.12	0.50
8:N:399:ASP:OD1	8:N:399:ASP:N	2.45	0.50
2:F:33:THR:HG22	4:H:90:TRP:HB3	1.94	0.50
2:F:379:LEU:HD21	14:F:606:HEA:HBA2	1.93	0.50
4:T:66:ARG:NH1	4:T:69:ASP:OD2	2.45	0.50
9:M:260:TYR:HB2	9:M:292:TRP:HB3	1.94	0.50
2:F:537:ARG:NH2	4:H:73:ALA:O	2.45	0.49
6:V:119:ILE:HG13	6:V:120:GLU:N	2.26	0.49
10:O:125:ASP:O	10:O:126:GLU:HB3	2.12	0.49
10:C:125:ASP:O	10:C:126:GLU:HB3	2.12	0.49
4:H:66:ARG:NH1	4:H:69:ASP:OD2	2.45	0.49
1:Q:138:TRP:O	1:Q:139:ASN:HB2	2.12	0.49
1:Q:232:HIS:ND1	1:Q:277:CYS:SG	2.86	0.49
2:R:70:GLY:O	2:R:72:GLN:NE2	2.45	0.49
2:R:100:PHE:HE2	2:R:182:THR:HG23	1.75	0.49
1:E:29:ASP:OD2	1:E:29:ASP:N	2.42	0.49
9:M:51:GLU:CD	9:M:53:ALA:HB3	2.33	0.49
8:B:516:ASP:OD2	8:B:520:ARG:NH1	2.45	0.49
2:R:379:LEU:HD21	14:R:606:HEA:HBA2	1.93	0.49
8:N:516:ASP:OD2	8:N:520:ARG:NH1	2.45	0.49
9:M:320:MET:O	9:M:348:ALA:HA	2.13	0.49
9:A:260:TYR:HB2	9:A:292:TRP:HB3	1.94	0.49
6:J:119:ILE:HG13	6:J:120:GLU:N	2.26	0.49
7:D:35:SER:OG	8:N:443:ARG:NH1	2.39	0.49
12:P:201:CDL:H402	8:B:422:ILE:HG22	1.94	0.49
8:N:231:HIS:NE2	16:N:601:HEM:NA	2.61	0.49
9:A:320:MET:O	9:A:348:ALA:HA	2.13	0.49

*Continued on next page...*



*Continued from previous page...*

Atom-1	Atom-2	Interatomic distance (Å)	Clash overlap (Å)
10:C:243:GLN:OE1	10:C:243:GLN:N	2.38	0.49
9:A:51:GLU:CD	9:A:53:ALA:HB3	2.33	0.49
2:R:30:LYS:O	2:R:34:THR:HB	2.13	0.49
1:E:206:THR:HG23	1:E:208:SER:H	1.78	0.49
2:F:70:GLY:O	2:F:72:GLN:NE2	2.45	0.49
2:R:532:GLU:HG3	6:V:23:THR:HB	1.95	0.49
6:V:73:LEU:HG	6:V:100:SER:HB2	1.95	0.49
1:E:235:TRP:CD1	1:E:242:LYS:HB3	2.47	0.48
2:F:30:LYS:O	2:F:34:THR:HB	2.13	0.48
1:Q:326:GLU:HG2	1:Q:327:PRO:HD2	1.93	0.48
9:M:328:ASP:OD2	9:M:331:ARG:NH1	2.46	0.48
9:A:364:GLU:HB3	10:C:214:ASN:OD1	2.13	0.48
6:J:45:THR:O	6:J:49:VAL:HG23	2.13	0.48
6:J:73:LEU:HG	6:J:100:SER:HB2	1.95	0.48
9:A:328:ASP:OD2	9:A:331:ARG:NH1	2.45	0.48
1:Q:162:GLU:HB3	10:C:67:GLN:HE22	1.78	0.48
2:F:313:HIS:ND1	14:F:606:HEA:OMA	2.46	0.48
2:R:15:ARG:HD2	5:U:52:GLU:OE1	2.13	0.48
6:V:45:THR:O	6:V:49:VAL:HG23	2.13	0.48
8:B:126:MET:SD	17:B:610:MQ9:H28	2.53	0.48
8:B:253:VAL:HB	9:A:169:GLN:HB3	1.95	0.48
1:E:98:LEU:HD13	2:F:342:PHE:CD2	2.49	0.48
2:F:264:HIS:CD2	2:F:268:TYR:HE2	2.31	0.48
1:Q:85:PRO:O	1:Q:87:GLN:HG2	2.13	0.48
10:C:63:ARG:HG2	10:C:64:THR:N	2.28	0.48
12:N:605:CDL:HA61	12:N:606:CDL:H512	1.95	0.48
8:B:537:HIS:HD2	9:A:73:ARG:HH21	1.61	0.48
2:R:313:HIS:ND1	14:R:606:HEA:OMA	2.46	0.48
8:N:38:VAL:HB	9:M:169:GLN:HB2	1.96	0.48
10:O:63:ARG:HG2	10:O:64:THR:N	2.28	0.48
10:O:109:PRO:HG2	10:O:123:ILE:HD12	1.95	0.48
17:O:302:MQ9:H72	17:O:302:MQ9:H5M3	1.68	0.48
1:E:137:GLN:HG3	1:E:138:TRP:CD2	2.49	0.48
8:B:194:LEU:HD23	20:A:503:9YF:C34	2.44	0.48
1:Q:154:PHE:HZ	1:Q:297:LYS:HB2	1.78	0.48
4:H:44:LEU:HD23	4:H:44:LEU:HA	1.68	0.47
6:J:47:ASP:HB3	6:J:140:ILE:HG21	1.96	0.47
10:O:160:GLY:C	10:O:162:ASP:N	2.66	0.47
9:A:372:CYS:SG	19:A:501:FES:S2	3.12	0.47
2:F:244:ILE:HD11	3:G:142:LEU:HD13	1.96	0.47
10:O:243:GLN:H	10:O:243:GLN:CD	2.15	0.47

*Continued on next page...*

*Continued from previous page...*

Atom-1	Atom-2	Interatomic distance (Å)	Clash overlap (Å)
7:D:72:GLU:HG2	8:N:414:TRP:CE2	2.50	0.47
2:R:56:GLY:HA3	14:R:607:HEA:C16	2.45	0.47
3:S:147:HIS:NE2	3:S:192:TRP:HB2	2.29	0.47
9:A:51:GLU:HG3	9:A:53:ALA:N	2.28	0.47
9:A:132:TYR:HE2	10:C:242:ARG:HH21	1.61	0.47
10:C:243:GLN:H	10:C:243:GLN:CD	2.15	0.47
5:I:36:TYR:HB2	6:J:42:PRO:HB2	1.96	0.47
2:R:515:ASN:O	2:R:519:TRP:HD1	1.97	0.47
10:C:109:PRO:HG2	10:C:123:ILE:HD12	1.95	0.47
1:E:138:TRP:HA	1:E:284:MET:HG2	1.97	0.47
1:E:242:LYS:HG2	2:F:386:PHE:O	2.15	0.47
2:F:56:GLY:HA3	14:F:607:HEA:C16	2.45	0.47
6:V:47:ASP:HB3	6:V:140:ILE:HG21	1.96	0.47
9:M:51:GLU:HG3	9:M:53:ALA:N	2.28	0.47
9:M:205:LEU:O	9:M:209:VAL:HG13	2.14	0.47
8:B:26:HIS:O	8:B:26:HIS:ND1	2.48	0.47
1:Q:242:LYS:HG2	2:R:386:PHE:O	2.15	0.47
8:N:109:PHE:CZ	8:N:113:ILE:HD11	2.49	0.47
10:C:159:ARG:HG2	10:C:233:ALA:HA	1.97	0.47
17:C:303:MQ9:H5M3	17:C:303:MQ9:C9	2.45	0.47
8:N:505:GLY:O	9:M:91:ARG:NH2	2.47	0.47
8:B:447:GLU:HG2	8:B:448:HIS:CD2	2.50	0.47
9:A:246:TRP:CH2	20:A:505:9YF:C3	2.97	0.47
8:N:26:HIS:O	8:N:26:HIS:ND1	2.48	0.47
9:M:205:LEU:HD23	9:M:206:SER:N	2.30	0.47
12:B:608:CDL:H121	12:B:608:CDL:H151	1.72	0.47
9:A:205:LEU:O	9:A:209:VAL:HG13	2.14	0.47
2:F:515:ASN:O	2:F:519:TRP:HD1	1.97	0.46
17:N:608:MQ9:H5M1	8:B:232:LEU:HB3	1.97	0.46
20:A:505:9YF:C16	20:A:505:9YF:C12	2.92	0.46
8:N:64:TYR:CD2	8:N:110:VAL:HG11	2.50	0.46
8:N:356:GLU:OE2	8:N:378:ARG:NH1	2.48	0.46
9:M:283:ALA:HB1	9:M:325:LYS:HA	1.96	0.46
17:O:302:MQ9:H72	17:O:302:MQ9:H101	1.62	0.46
8:B:356:GLU:OE2	8:B:378:ARG:NH1	2.48	0.46
9:A:205:LEU:HD23	9:A:206:SER:N	2.31	0.46
2:F:288:LYS:HB3	2:F:288:LYS:HE2	1.62	0.46
12:N:604:CDL:CA5	12:B:606:CDL:H511	2.46	0.46
8:B:109:PHE:CZ	8:B:113:ILE:HD11	2.49	0.46
8:B:285:GLN:CD	10:C:248:LEU:HD12	2.35	0.46
12:D:201:CDL:H372	12:D:201:CDL:H131	1.97	0.46

*Continued on next page...*

*Continued from previous page...*

Atom-1	Atom-2	Interatomic distance (Å)	Clash overlap (Å)
1:Q:331:ARG:NE	1:Q:333:GLY:H	2.14	0.46
7:P:72:GLU:HG3	8:B:414:TRP:CZ2	2.50	0.46
8:N:447:GLU:HG2	8:N:448:HIS:CD2	2.50	0.46
1:Q:138:TRP:HA	1:Q:284:MET:HG2	1.97	0.46
7:P:29:ASP:N	7:P:29:ASP:OD1	2.49	0.46
7:P:62:MET:O	7:P:67:HIS:HE1	1.98	0.46
9:A:246:TRP:CZ2	20:A:505:9YF:O3	2.68	0.46
2:F:330:THR:O	2:F:333:ILE:HG22	2.16	0.46
2:R:330:THR:O	2:R:333:ILE:HG22	2.16	0.46
2:R:402:LEU:HD23	14:R:606:HEA:HBC1	1.98	0.46
8:N:53:TYR:HD2	8:N:273:ILE:HD12	1.81	0.46
8:B:64:TYR:CD2	8:B:110:VAL:HG11	2.50	0.46
17:B:610:MQ9:H3D	10:C:259:MET:SD	2.56	0.46
2:F:148:ASP:OD2	10:O:112:ARG:NH1	2.48	0.46
6:J:110:TYR:OH	6:J:123:ALA:HB2	2.16	0.46
7:P:28:VAL:HG23	7:P:42:HIS:HB2	1.97	0.46
8:N:204:PRO:HG3	9:M:315:ILE:HG23	1.98	0.46
9:A:283:ALA:HB1	9:A:325:LYS:HA	1.96	0.46
7:D:39:GLY:HA3	8:N:375:VAL:HG22	1.98	0.46
8:B:53:TYR:HD2	8:B:273:ILE:HD12	1.81	0.46
17:B:609:MQ9:H202	17:B:609:MQ9:H171	1.74	0.46
17:B:609:MQ9:H261	17:B:609:MQ9:H302	1.98	0.46
2:F:264:HIS:O	2:F:267:VAL:HG22	2.16	0.46
7:D:63:MET:O	7:D:66:ASN:ND2	2.49	0.46
4:T:78:GLY:HA3	8:B:457:ARG:HH11	1.80	0.46
8:B:272:ALA:HB1	10:C:272:LEU:HD13	1.98	0.46
2:F:153:ALA:HB1	2:F:158:THR:HG21	1.98	0.45
2:F:388:VAL:O	2:F:391:SER:OG	2.29	0.45
6:V:110:TYR:OH	6:V:123:ALA:HB2	2.16	0.45
7:P:39:GLY:HA3	8:B:375:VAL:HG22	1.98	0.45
8:N:263:ALA:HB1	17:A:502:MQ9:H3D	1.98	0.45
9:A:231:TRP:HE1	20:A:505:9YF:C13	2.29	0.45
5:U:79:TRP:HE1	6:V:106:ILE:HD11	1.81	0.45
17:O:302:MQ9:H261	17:O:302:MQ9:H221	1.66	0.45
8:B:397:MET:SD	17:C:303:MQ9:H103	2.56	0.45
17:B:609:MQ9:H71	17:B:609:MQ9:H5M3	1.71	0.45
9:A:329:LEU:HD23	9:A:329:LEU:HA	1.79	0.45
8:N:190:ILE:HD12	8:N:194:LEU:HD11	1.97	0.45
8:B:190:ILE:HD12	8:B:194:LEU:HD11	1.97	0.45
8:B:264:PHE:CD2	9:A:158:GLN:HB2	2.51	0.45
9:A:246:TRP:CZ3	20:A:505:9YF:P	3.09	0.45

*Continued on next page...*

*Continued from previous page...*

Atom-1	Atom-2	Interatomic distance (Å)	Clash overlap (Å)
17:A:502:MQ9:H251	17:A:502:MQ9:H222	1.84	0.45
2:F:95:ALA:O	2:F:98:ILE:HG22	2.17	0.45
2:F:384:LEU:O	2:F:388:VAL:HG22	2.17	0.45
2:R:384:LEU:O	2:R:388:VAL:HG22	2.17	0.45
14:F:607:HEA:HHA	14:F:607:HEA:HAD1	1.62	0.45
2:R:153:ALA:HB1	2:R:158:THR:HG21	1.98	0.45
9:M:294:GLU:OE1	9:M:294:GLU:N	2.48	0.45
4:T:44:LEU:HD23	4:T:44:LEU:HA	1.68	0.45
8:B:55:PHE:CE1	16:B:602:HEM:HBB1	2.50	0.45
12:A:504:CDL:HA62	12:A:504:CDL:H132	1.99	0.45
10:C:255:ALA:HB3	10:C:256:PRO:HD3	1.99	0.45
1:E:243:ARG:NH1	1:E:255:ASP:O	2.50	0.45
2:F:163:SER:HA	10:O:112:ARG:HH12	1.81	0.45
2:R:485:GLY:HA2	14:R:607:HEA:H262	1.97	0.45
14:R:606:HEA:HMD1	14:R:606:HEA:CBD	2.47	0.45
9:A:294:GLU:OE1	9:A:294:GLU:N	2.48	0.45
2:F:402:LEU:HD23	14:F:606:HEA:HBC1	1.99	0.45
2:F:485:GLY:HA2	14:F:607:HEA:H262	1.97	0.45
12:F:602:CDL:H512	12:F:602:CDL:H542	1.64	0.45
14:F:606:HEA:HMD1	14:F:606:HEA:CBD	2.47	0.45
2:R:95:ALA:O	2:R:98:ILE:HG22	2.17	0.45
9:M:270:GLY:H	9:M:271:PRO:HD2	1.82	0.45
9:M:329:LEU:HD23	9:M:329:LEU:HA	1.79	0.45
10:O:255:ALA:HB3	10:O:256:PRO:HD3	1.99	0.45
9:A:270:GLY:H	9:A:271:PRO:HD2	1.82	0.45
10:C:65:GLY:C	10:C:67:GLN:H	2.20	0.45
12:F:601:CDL:H342	12:F:601:CDL:H312	1.44	0.44
2:R:28:ILE:HD11	8:B:430:ILE:HG23	1.99	0.44
17:A:502:MQ9:H112	17:A:502:MQ9:H71	1.65	0.44
1:E:220:ARG:HD2	1:E:261:SER:O	2.18	0.44
12:N:606:CDL:H131	12:N:606:CDL:H161	1.71	0.44
17:N:607:MQ9:H203	17:N:607:MQ9:H222	1.79	0.44
12:B:605:CDL:H712	12:B:605:CDL:H121	1.99	0.44
1:E:159:ALA:O	1:E:200:LYS:NZ	2.49	0.44
1:Q:229:ASP:OD1	1:Q:229:ASP:N	2.45	0.44
10:O:65:GLY:C	10:O:67:GLN:H	2.20	0.44
9:A:58:SER:HB3	9:A:61:GLU:OE1	2.17	0.44
17:A:502:MQ9:H302	17:A:502:MQ9:H272	1.74	0.44
2:R:414:ILE:HD12	12:R:602:CDL:H852	1.99	0.44
2:R:553:ARG:O	2:R:557:GLU:HG2	2.17	0.44
14:R:606:HEA:H261	14:R:606:HEA:H172	1.28	0.44

*Continued on next page...*

*Continued from previous page...*

Atom-1	Atom-2	Interatomic distance (Å)	Clash overlap (Å)
8:N:32:ARG:NH2	9:M:70:ASP:OD2	2.49	0.44
8:N:116:TRP:CD1	8:N:281:GLY:HA2	2.52	0.44
9:M:58:SER:HB3	9:M:61:GLU:OE1	2.17	0.44
8:B:116:TRP:CD1	8:B:281:GLY:HA2	2.52	0.44
2:F:120:ARG:NH1	4:H:131:GLU:OE1	2.51	0.44
2:F:553:ARG:O	2:F:557:GLU:HG2	2.17	0.44
2:R:288:LYS:HE2	2:R:288:LYS:HB3	1.62	0.44
2:R:503:GLU:N	2:R:503:GLU:OE1	2.50	0.44
8:B:202:ASP:OD1	9:A:316:ARG:NH1	2.50	0.44
1:E:242:LYS:HD3	2:F:389:THR:HG22	1.98	0.44
1:Q:220:ARG:HD2	1:Q:261:SER:HA	2.00	0.44
14:R:607:HEA:HHA	14:R:607:HEA:HAD1	1.62	0.44
3:S:156:VAL:HG22	12:A:504:CDL:H822	2.00	0.44
1:E:42:GLU:HB3	1:E:120:MET:HG2	1.99	0.44
1:Q:86:ARG:NH2	2:R:557:GLU:OE1	2.48	0.44
3:S:169:LYS:HB3	8:B:500:GLY:O	2.17	0.44
2:F:503:GLU:N	2:F:503:GLU:OE1	2.50	0.44
1:Q:123:LYS:NZ	1:Q:255:ASP:OD1	2.50	0.44
12:B:603:CDL:OB4	12:A:504:CDL:O1	2.31	0.44
9:A:362:LEU:HD22	9:A:371:LEU:HD23	2.00	0.44
3:G:116:GLY:O	3:G:120:GLU:HG3	2.18	0.43
1:Q:319:PRO:HA	1:Q:320:PRO:HD3	1.88	0.43
2:R:107:LEU:HB3	2:R:108:PRO:HD3	1.99	0.43
8:N:285:GLN:HE21	8:N:288:PRO:HB3	1.83	0.43
9:M:362:LEU:HD22	9:M:371:LEU:HD23	2.00	0.43
2:R:503:GLU:HG3	6:V:37:LEU:HD13	1.98	0.43
12:P:201:CDL:H361	12:P:201:CDL:H331	1.60	0.43
8:B:17:GLN:O	8:B:21:ILE:HG13	2.18	0.43
8:B:285:GLN:HE21	8:B:288:PRO:HB3	1.83	0.43
1:E:274:THR:HG22	2:F:458:PRO:HB3	1.99	0.43
3:G:130:THR:HB	3:G:132:PRO:HD2	2.01	0.43
1:Q:252:ASN:HD21	2:R:252:VAL:H	1.65	0.43
12:N:606:CDL:H222	12:N:606:CDL:H191	1.94	0.43
1:E:140:TRP:NE1	1:E:284:MET:O	2.48	0.43
6:J:92:GLU:H	6:J:92:GLU:HG3	1.44	0.43
3:S:71:VAL:HB	3:S:72:PRO:HD3	2.00	0.43
8:N:17:GLN:O	8:N:21:ILE:HG13	2.18	0.43
8:N:335:PRO:HG2	9:M:356:LEU:HD21	1.99	0.43
1:E:117:GLN:HB3	2:F:383:PRO:HD3	2.00	0.43
1:E:137:GLN:HG3	1:E:138:TRP:CE2	2.54	0.43
1:E:319:PRO:HA	1:E:320:PRO:HD3	1.88	0.43

*Continued on next page...*

*Continued from previous page...*

Atom-1	Atom-2	Interatomic distance (Å)	Clash overlap (Å)
17:O:303:MQ9:H101	17:O:303:MQ9:H72	1.51	0.43
2:F:107:LEU:HB3	2:F:108:PRO:HD3	1.99	0.43
2:F:445:THR:HG23	2:F:446:PHE:CD2	2.53	0.43
6:J:119:ILE:HG13	6:J:120:GLU:H	1.83	0.43
3:G:19:LEU:HD22	3:G:21:ARG:NH2	2.33	0.43
5:U:53:GLU:HG3	6:V:60:ARG:HG3	2.00	0.43
12:B:608:CDL:H581	12:B:608:CDL:H551	1.84	0.43
12:A:504:CDL:H632	12:A:504:CDL:H661	1.81	0.43
3:G:80:SER:HB2	3:G:185:TRP:CH2	2.54	0.43
12:D:201:CDL:H811	12:D:201:CDL:H841	1.85	0.43
17:N:607:MQ9:H253	17:N:607:MQ9:H272	1.89	0.43
12:O:301:CDL:H762	12:O:301:CDL:H791	1.53	0.43
17:B:609:MQ9:H121	17:B:609:MQ9:H103	1.67	0.43
8:B:173:GLY:HA3	8:B:295:TYR:CD1	2.54	0.43
8:B:271:ALA:HB3	9:A:151:ALA:HB2	2.01	0.43
17:B:610:MQ9:H102	17:B:610:MQ9:H72	1.53	0.43
1:E:83:GLU:O	1:E:84:LEU:HG	2.18	0.42
7:D:62:MET:SD	8:N:417:ARG:HG2	2.59	0.42
2:R:445:THR:HG23	2:R:446:PHE:CD2	2.53	0.42
12:B:603:CDL:H831	12:B:603:CDL:H862	1.65	0.42
10:C:158:LEU:HD22	10:C:225:PHE:CZ	2.53	0.42
3:G:161:LEU:O	3:G:165:THR:HG23	2.19	0.42
2:R:392:TYR:CD1	2:R:395:ILE:HD12	2.54	0.42
4:T:104:VAL:HG11	17:C:303:MQ9:C20	2.49	0.42
12:P:201:CDL:H821	12:P:201:CDL:H791	1.33	0.42
8:N:173:GLY:HA3	8:N:295:TYR:CD1	2.54	0.42
8:N:177:ARG:O	8:N:181:SER:HB3	2.19	0.42
9:M:336:LYS:H	9:M:336:LYS:HD2	1.85	0.42
2:F:552:GLU:HG2	2:F:553:ARG:N	2.35	0.42
6:J:49:VAL:O	6:J:53:ASP:OD1	2.37	0.42
1:E:84:LEU:O	2:F:553:ARG:NH2	2.47	0.42
3:G:152:ILE:O	3:G:156:VAL:HG23	2.20	0.42
8:N:219:LEU:HB3	17:N:608:MQ9:H352	1.48	0.42
10:O:159:ARG:HA	10:O:233:ALA:HB2	2.01	0.42
10:O:178:HIS:CE1	10:O:196:LEU:HD21	2.55	0.42
8:B:177:ARG:O	8:B:181:SER:HB3	2.19	0.42
17:B:610:MQ9:H102	17:B:610:MQ9:O1	2.19	0.42
2:F:392:TYR:CD1	2:F:395:ILE:HD12	2.54	0.42
1:Q:299:TYR:OH	1:Q:309:ASN:OD1	2.24	0.42
12:R:602:CDL:H512	12:R:602:CDL:H542	1.64	0.42
6:V:119:ILE:HG13	6:V:120:GLU:H	1.83	0.42

*Continued on next page...*

*Continued from previous page...*

Atom-1	Atom-2	Interatomic distance (Å)	Clash overlap (Å)
8:N:452:THR:OG1	8:N:466:LEU:O	2.28	0.42
10:O:158:LEU:CB	10:O:229:LYS:HG2	2.49	0.42
8:B:286:ILE:HG13	10:C:257:GLU:CD	2.39	0.42
12:A:504:CDL:H722	12:A:504:CDL:H752	1.50	0.42
1:E:301:ASP:OD2	1:E:302:GLN:N	2.53	0.42
10:O:102:GLN:HB3	10:O:108:MET:CG	2.48	0.42
10:O:223:LEU:HD12	10:O:223:LEU:HA	1.91	0.42
8:B:36:ASN:HB3	9:A:72:VAL:HG21	2.02	0.42
9:A:336:LYS:H	9:A:336:LYS:HD2	1.85	0.42
10:C:178:HIS:CE1	10:C:196:LEU:HD21	2.55	0.42
2:R:105:LEU:HD23	2:R:105:LEU:HA	1.84	0.42
2:R:552:GLU:HG2	2:R:553:ARG:N	2.35	0.42
8:N:109:PHE:HE2	17:A:502:MQ9:H352	1.84	0.42
1:Q:235:TRP:CD1	1:Q:242:LYS:HB3	2.54	0.42
1:Q:330:SER:HB2	10:C:87:HIS:CE1	2.54	0.42
9:M:68:LYS:HB3	9:M:68:LYS:HE3	1.31	0.42
12:B:603:CDL:HA4	12:B:608:CDL:H132	2.01	0.42
9:A:254:TYR:CZ	9:A:257:GLU:HB3	2.55	0.42
8:N:25:TYR:OH	8:B:144:THR:HG21	2.20	0.42
8:N:42:HIS:ND1	8:N:44:SER:HB3	2.35	0.42
9:M:129:ASP:OD1	9:M:129:ASP:N	2.52	0.42
9:M:254:TYR:CZ	9:M:257:GLU:HB3	2.55	0.42
1:Q:91:ASN:OD1	1:Q:93:PRO:HD2	2.20	0.41
3:S:58:TRP:CG	3:S:59:PRO:HD3	2.53	0.41
6:V:49:VAL:O	6:V:53:ASP:OD1	2.37	0.41
8:N:150:SER:O	8:N:154:ILE:HG12	2.19	0.41
8:N:492:ARG:NH2	12:O:301:CDL:OA4	2.43	0.41
8:B:140:ARG:HA	8:B:143:GLU:OE2	2.20	0.41
17:B:610:MQ9:H221	17:B:610:MQ9:H251	1.76	0.41
2:F:105:LEU:HD23	2:F:105:LEU:HA	1.84	0.41
2:R:406:ILE:H	2:R:406:ILE:HG12	1.39	0.41
3:S:161:LEU:O	3:S:165:THR:HG23	2.20	0.41
6:V:92:GLU:H	6:V:92:GLU:HG3	1.44	0.41
10:O:243:GLN:OE1	10:O:243:GLN:N	2.38	0.41
20:A:503:9YF:P	20:A:503:9YF:O3	2.78	0.41
10:C:66:LYS:HB2	10:C:135:TYR:CE1	2.55	0.41
2:R:264:HIS:HD2	2:R:268:TYR:HD2	1.63	0.41
8:N:215:LEU:HD23	8:N:219:LEU:HD22	2.01	0.41
9:A:129:ASP:OD1	9:A:129:ASP:N	2.52	0.41
10:C:102:GLN:HB3	10:C:108:MET:CG	2.48	0.41
2:F:82:LEU:HD23	2:F:82:LEU:HA	1.90	0.41

*Continued on next page...*

*Continued from previous page...*

Atom-1	Atom-2	Interatomic distance (Å)	Clash overlap (Å)
1:Q:65:TRP:NE1	2:R:370:LEU:HD23	2.35	0.41
1:Q:300:ILE:HD13	1:Q:300:ILE:HA	1.94	0.41
6:V:110:TYR:CE1	6:V:119:ILE:HB	2.55	0.41
16:N:602:HEM:HBC1	8:B:218:LEU:HD21	2.01	0.41
9:M:129:ASP:C	9:M:131:ILE:H	2.23	0.41
9:M:282:ASP:CG	10:O:219:SER:HB3	2.40	0.41
10:O:158:LEU:CA	10:O:229:LYS:HG2	2.50	0.41
8:B:215:LEU:HD23	8:B:219:LEU:HD22	2.01	0.41
8:B:456:LYS:HE2	8:B:456:LYS:HB3	1.77	0.41
10:C:223:LEU:HD12	10:C:223:LEU:HA	1.91	0.41
3:G:125:VAL:HG23	3:G:130:THR:HG22	2.02	0.41
1:Q:274:THR:HG22	2:R:458:PRO:HB3	2.01	0.41
1:Q:275:GLU:O	1:Q:281:HIS:CE1	2.73	0.41
9:M:270:GLY:O	9:M:298:ASP:HB2	2.21	0.41
20:M:503:9YF:O7	20:M:503:9YF:O3	2.38	0.41
8:B:150:SER:O	8:B:154:ILE:HG12	2.19	0.41
17:B:610:MQ9:H451	17:B:610:MQ9:H422	1.64	0.41
9:A:270:GLY:O	9:A:298:ASP:HB2	2.21	0.41
4:H:64:ASP:OD1	4:H:64:ASP:N	2.54	0.41
3:S:58:TRP:CZ3	3:S:136:TYR:HD1	2.39	0.41
8:N:140:ARG:HA	8:N:143:GLU:OE2	2.20	0.41
9:M:51:GLU:OE2	9:M:53:ALA:HB3	2.21	0.41
20:M:503:9YF:O7	20:M:503:9YF:P	2.78	0.41
17:O:302:MQ9:H13	17:O:302:MQ9:H172	1.75	0.41
8:B:42:HIS:ND1	8:B:44:SER:HB3	2.35	0.41
8:B:171:LEU:HB2	8:B:292:LEU:HD21	2.02	0.41
8:B:452:THR:OG1	8:B:466:LEU:O	2.28	0.41
17:B:610:MQ9:H353	17:B:610:MQ9:C38	2.50	0.41
3:G:58:TRP:CG	3:G:59:PRO:HD3	2.54	0.41
2:R:11:LEU:HD21	5:U:46:PRO:HB2	2.03	0.41
2:R:264:HIS:O	2:R:267:VAL:HG22	2.20	0.41
4:T:64:ASP:OD1	4:T:64:ASP:N	2.54	0.41
9:M:113:ILE:HD13	9:M:113:ILE:HA	1.95	0.41
10:O:66:LYS:HB2	10:O:135:TYR:CE1	2.55	0.41
12:B:603:CDL:H382	12:B:603:CDL:H351	1.93	0.41
9:A:51:GLU:OE2	9:A:53:ALA:HB3	2.21	0.41
5:I:79:TRP:N	5:I:79:TRP:CD1	2.89	0.41
10:O:226:GLU:H	10:O:226:GLU:HG2	1.64	0.41
1:E:98:LEU:HD13	2:F:342:PHE:HD2	1.86	0.41
1:E:275:GLU:HG3	1:E:276:MET:N	2.34	0.41
2:F:278:VAL:HG21	2:F:365:PHE:CE2	2.56	0.41

*Continued on next page...*



*Continued from previous page...*

Atom-1	Atom-2	Interatomic distance (Å)	Clash overlap (Å)
2:F:406:ILE:H	2:F:406:ILE:HG12	1.39	0.41
6:J:110:TYR:CE1	6:J:119:ILE:HB	2.55	0.41
2:R:279:SER:HB3	2:R:344:TRP:HE1	1.85	0.41
8:N:82:TYR:CE2	8:N:84:PRO:HG2	2.55	0.41
8:N:171:LEU:HB2	8:N:292:LEU:HD21	2.02	0.41
10:O:111:MET:O	10:O:113:GLY:N	2.54	0.41
10:O:126:GLU:O	10:O:126:GLU:HG2	2.21	0.41
8:B:82:TYR:CE2	8:B:84:PRO:HG2	2.55	0.41
9:A:68:LYS:HB3	9:A:68:LYS:HE3	1.31	0.41
9:A:232:LYS:HA	9:A:233:PRO:HD3	1.96	0.41
1:E:110:PHE:CZ	2:F:328:PHE:HB2	2.56	0.41
1:E:227:SER:HB2	1:E:245:VAL:HG12	2.03	0.41
5:U:78:LYS:HB3	5:U:78:LYS:HZ2	1.84	0.41
8:N:236:TRP:HE3	17:N:607:MQ9:H5M2	1.85	0.41
10:O:155:THR:HB	10:O:156:GLN:H	1.68	0.41
9:A:115:LEU:HD23	9:A:115:LEU:HA	1.89	0.41
14:F:606:HEA:H261	14:F:606:HEA:H172	1.28	0.40
2:R:37:HIS:HE1	2:R:529:ASN:HD21	1.68	0.40
6:V:130:ALA:HB2	6:V:146:ALA:HB2	2.03	0.40
9:A:129:ASP:C	9:A:131:ILE:H	2.23	0.40
2:R:343:ASN:HD22	2:R:343:ASN:HA	1.72	0.40
14:R:607:HEA:HHA	14:R:607:HEA:HBA1	2.03	0.40
3:S:51:ARG:HG3	3:S:58:TRP:CE2	2.56	0.40
5:U:40:ASP:HB3	5:U:41:PRO:HD2	2.02	0.40
7:P:60:LEU:HD23	7:P:60:LEU:HA	1.87	0.40
9:M:161:PHE:HE1	9:A:200:ARG:HH21	1.69	0.40
8:B:537:HIS:HD2	9:A:73:ARG:NH2	2.19	0.40
9:A:402:THR:OG1	9:A:403:ILE:N	2.54	0.40
1:E:95:GLU:HA	1:E:98:LEU:HG	2.03	0.40
1:E:160:ASP:OD1	1:E:162:GLU:HB2	2.21	0.40
2:F:279:SER:HB3	2:F:344:TRP:HE1	1.85	0.40
3:G:73:VAL:O	3:G:76:VAL:HG22	2.22	0.40
1:Q:287:GLU:OE2	1:Q:324:THR:OG1	2.31	0.40
5:U:79:TRP:N	5:U:79:TRP:CD1	2.89	0.40
8:N:456:LYS:HE2	8:N:456:LYS:HB3	1.77	0.40
8:B:161:TYR:HA	8:B:164:TYR:CE2	2.57	0.40
9:A:246:TRP:HH2	20:A:505:9YF:C2	2.31	0.40
10:C:242:ARG:NH2	10:C:244:PRO:HG3	2.36	0.40
5:I:40:ASP:HB3	5:I:41:PRO:HD2	2.02	0.40
5:I:74:GLY:HA2	6:J:108:VAL:O	2.21	0.40
6:J:130:ALA:HB2	6:J:146:ALA:HB2	2.03	0.40

*Continued on next page...*

Continued from previous page...

Atom-1	Atom-2	Interatomic distance (Å)	Clash overlap (Å)
2:R:278:VAL:HG21	2:R:365:PHE:CE2	2.56	0.40
7:P:72:GLU:HG2	7:P:73:ASP:N	2.37	0.40
8:N:161:TYR:HA	8:N:164:TYR:CE2	2.57	0.40
9:M:298:ASP:N	9:M:298:ASP:OD1	2.55	0.40
9:M:402:THR:OG1	9:M:403:ILE:N	2.54	0.40
9:A:272:PRO:HG2	9:A:308:LEU:HD13	2.02	0.40
14:F:607:HEA:HHA	14:F:607:HEA:HBA1	2.03	0.40
5:I:78:LYS:HB3	5:I:78:LYS:HZ2	1.85	0.40
7:D:87:VAL:HG22	12:D:201:CDL:H321	2.03	0.40
12:D:201:CDL:H352	12:D:201:CDL:H322	1.78	0.40
1:Q:76:ARG:HD2	2:R:287:ARG:NH1	2.34	0.40
8:N:178:ALA:O	8:N:182:SER:OG	2.34	0.40
9:A:298:ASP:OD1	9:A:298:ASP:N	2.55	0.40

There are no symmetry-related clashes.

## 5.3 Torsion angles [i](#)

### 5.3.1 Protein backbone [i](#)

In the following table, the Percentiles column shows the percent Ramachandran outliers of the chain as a percentile score with respect to all PDB entries followed by that with respect to all EM entries.

The Analysed column shows the number of residues for which the backbone conformation was analysed, and the total number of residues.

Mol	Chain	Analysed	Favoured	Allowed	Outliers	Percentiles	
1	E	272/341 (80%)	243 (89%)	28 (10%)	1 (0%)	34	64
1	Q	279/341 (82%)	246 (88%)	33 (12%)	0	100	100
2	F	550/575 (96%)	517 (94%)	33 (6%)	0	100	100
2	R	550/575 (96%)	518 (94%)	32 (6%)	0	100	100
3	G	184/203 (91%)	177 (96%)	7 (4%)	0	100	100
3	S	183/203 (90%)	176 (96%)	7 (4%)	0	100	100
4	H	137/139 (99%)	130 (95%)	7 (5%)	0	100	100
4	T	137/139 (99%)	130 (95%)	7 (5%)	0	100	100
5	I	63/79 (80%)	59 (94%)	4 (6%)	0	100	100
5	U	63/79 (80%)	59 (94%)	4 (6%)	0	100	100

Continued on next page...

Continued from previous page...

Mol	Chain	Analysed	Favoured	Allowed	Outliers	Percentiles	
6	J	143/157 (91%)	134 (94%)	9 (6%)	0	100	100
6	V	143/157 (91%)	134 (94%)	9 (6%)	0	100	100
7	D	74/100 (74%)	71 (96%)	3 (4%)	0	100	100
7	P	73/100 (73%)	71 (97%)	2 (3%)	0	100	100
8	B	522/549 (95%)	475 (91%)	41 (8%)	6 (1%)	14	40
8	N	522/549 (95%)	477 (91%)	41 (8%)	4 (1%)	19	49
9	A	376/429 (88%)	334 (89%)	39 (10%)	3 (1%)	19	49
9	M	376/429 (88%)	336 (89%)	37 (10%)	3 (1%)	19	49
10	C	214/280 (76%)	182 (85%)	29 (14%)	3 (1%)	11	34
10	O	221/280 (79%)	186 (84%)	30 (14%)	5 (2%)	6	22
All	All	5082/5704 (89%)	4655 (92%)	402 (8%)	25 (0%)	32	60

All (25) Ramachandran outliers are listed below:

Mol	Chain	Res	Type
8	N	28	SER
9	M	329	LEU
8	B	28	SER
9	A	329	LEU
10	C	155	THR
10	O	161	ASN
8	B	304	SER
8	N	27	PRO
9	M	384	PHE
10	O	109	PRO
10	O	160	GLY
8	B	27	PRO
9	A	384	PHE
10	C	109	PRO
1	E	85	PRO
8	N	459	PRO
9	M	294	GLU
8	B	305	GLN
8	B	459	PRO
9	A	294	GLU
10	C	156	GLN
10	O	112	ARG
10	O	155	THR

Continued on next page...

*Continued from previous page...*

Mol	Chain	Res	Type
8	N	260	PRO
8	B	260	PRO

### 5.3.2 Protein sidechains [i](#)

In the following table, the Percentiles column shows the percent sidechain outliers of the chain as a percentile score with respect to all PDB entries followed by that with respect to all EM entries.

The Analysed column shows the number of residues for which the sidechain conformation was analysed, and the total number of residues.

Mol	Chain	Analysed	Rotameric	Outliers	Percentiles	
1	E	231/288 (80%)	230 (100%)	1 (0%)	91	97
1	Q	236/288 (82%)	235 (100%)	1 (0%)	91	97
2	F	453/471 (96%)	432 (95%)	21 (5%)	27	57
2	R	453/471 (96%)	432 (95%)	21 (5%)	27	57
3	G	148/161 (92%)	148 (100%)	0	100	100
3	S	147/161 (91%)	147 (100%)	0	100	100
4	H	106/106 (100%)	94 (89%)	12 (11%)	6	17
4	T	106/106 (100%)	94 (89%)	12 (11%)	6	17
5	I	52/59 (88%)	37 (71%)	15 (29%)	0	1
5	U	52/59 (88%)	37 (71%)	15 (29%)	0	1
6	J	107/114 (94%)	90 (84%)	17 (16%)	2	7
6	V	107/114 (94%)	90 (84%)	17 (16%)	2	7
7	D	59/83 (71%)	58 (98%)	1 (2%)	60	83
7	P	59/83 (71%)	59 (100%)	0	100	100
8	B	424/446 (95%)	401 (95%)	23 (5%)	22	51
8	N	424/446 (95%)	401 (95%)	23 (5%)	22	51
9	A	304/343 (89%)	279 (92%)	25 (8%)	11	31
9	M	304/343 (89%)	280 (92%)	24 (8%)	12	32
10	C	158/207 (76%)	146 (92%)	12 (8%)	13	35
10	O	162/207 (78%)	150 (93%)	12 (7%)	13	36
All	All	4092/4556 (90%)	3840 (94%)	252 (6%)	22	45

All (252) residues with a non-rotameric sidechain are listed below:

Mol	Chain	Res	Type
1	E	164	LYS
2	F	12	GLU
2	F	20	ARG
2	F	96	THR
2	F	159	ASP
2	F	195	CYS
2	F	228	THR
2	F	246	ASP
2	F	286	SER
2	F	294	THR
2	F	329	MET
2	F	339	ILE
2	F	347	THR
2	F	357	THR
2	F	368	THR
2	F	406	ILE
2	F	444	THR
2	F	472	THR
2	F	486	VAL
2	F	503	GLU
2	F	551	VAL
2	F	560	VAL
4	H	1	MET
4	H	3	ILE
4	H	12	THR
4	H	35	GLU
4	H	43	VAL
4	H	52	THR
4	H	54	THR
4	H	64	ASP
4	H	65	THR
4	H	72	ASP
4	H	76	SER
4	H	124	SER
5	I	2	SER
5	I	3	THR
5	I	5	LEU
5	I	6	THR
5	I	9	LEU
5	I	15	LEU
5	I	20	VAL
5	I	34	ASP

*Continued on next page...*

*Continued from previous page...*

<b>Mol</b>	<b>Chain</b>	<b>Res</b>	<b>Type</b>
5	I	37	LYS
5	I	39	SER
5	I	43	THR
5	I	55	ARG
5	I	56	GLU
5	I	70	VAL
5	I	78	LYS
6	J	13	GLU
6	J	14	LEU
6	J	15	ASP
6	J	29	SER
6	J	33	GLU
6	J	38	SER
6	J	45	THR
6	J	53	ASP
6	J	80	THR
6	J	83	GLU
6	J	92	GLU
6	J	113	ASP
6	J	115	LYS
6	J	121	SER
6	J	128	SER
6	J	141	ASP
6	J	155	SER
7	D	100	ARG
1	Q	119	ARG
2	R	12	GLU
2	R	20	ARG
2	R	96	THR
2	R	159	ASP
2	R	195	CYS
2	R	228	THR
2	R	246	ASP
2	R	286	SER
2	R	294	THR
2	R	329	MET
2	R	339	ILE
2	R	347	THR
2	R	357	THR
2	R	368	THR
2	R	406	ILE
2	R	444	THR

*Continued on next page...*

*Continued from previous page...*

<b>Mol</b>	<b>Chain</b>	<b>Res</b>	<b>Type</b>
2	R	472	THR
2	R	486	VAL
2	R	503	GLU
2	R	551	VAL
2	R	560	VAL
4	T	1	MET
4	T	3	ILE
4	T	12	THR
4	T	35	GLU
4	T	43	VAL
4	T	52	THR
4	T	54	THR
4	T	64	ASP
4	T	65	THR
4	T	72	ASP
4	T	76	SER
4	T	124	SER
5	U	2	SER
5	U	3	THR
5	U	5	LEU
5	U	6	THR
5	U	9	LEU
5	U	15	LEU
5	U	20	VAL
5	U	34	ASP
5	U	37	LYS
5	U	39	SER
5	U	43	THR
5	U	55	ARG
5	U	56	GLU
5	U	70	VAL
5	U	78	LYS
6	V	13	GLU
6	V	14	LEU
6	V	15	ASP
6	V	29	SER
6	V	33	GLU
6	V	38	SER
6	V	45	THR
6	V	53	ASP
6	V	80	THR
6	V	83	GLU

*Continued on next page...*

*Continued from previous page...*

<b>Mol</b>	<b>Chain</b>	<b>Res</b>	<b>Type</b>
6	V	92	GLU
6	V	113	ASP
6	V	115	LYS
6	V	121	SER
6	V	128	SER
6	V	141	ASP
6	V	155	SER
8	N	14	LEU
8	N	16	ARG
8	N	17	GLN
8	N	20	ASP
8	N	23	THR
8	N	72	SER
8	N	77	THR
8	N	184	THR
8	N	249	THR
8	N	266	SER
8	N	301	SER
8	N	314	GLU
8	N	340	VAL
8	N	399	ASP
8	N	422	ILE
8	N	441	SER
8	N	447	GLU
8	N	473	VAL
8	N	480	ILE
8	N	501	SER
8	N	527	GLU
8	N	531	LEU
8	N	535	ARG
9	M	50	ASP
9	M	68	LYS
9	M	70	ASP
9	M	78	GLU
9	M	84	GLU
9	M	86	THR
9	M	101	LEU
9	M	128	SER
9	M	145	LEU
9	M	146	SER
9	M	179	ILE
9	M	189	THR

*Continued on next page...*



*Continued from previous page...*

<b>Mol</b>	<b>Chain</b>	<b>Res</b>	<b>Type</b>
9	M	202	LEU
9	M	205	LEU
9	M	206	SER
9	M	211	MET
9	M	218	THR
9	M	239	GLU
9	M	269	ASP
9	M	282	ASP
9	M	288	THR
9	M	327	SER
9	M	367	SER
9	M	416	VAL
10	O	58	SER
10	O	59	SER
10	O	63	ARG
10	O	130	ASP
10	O	150	ASP
10	O	155	THR
10	O	163	LEU
10	O	224	SER
10	O	242	ARG
10	O	243	GLN
10	O	248	LEU
10	O	267	VAL
8	B	14	LEU
8	B	16	ARG
8	B	17	GLN
8	B	20	ASP
8	B	23	THR
8	B	72	SER
8	B	77	THR
8	B	184	THR
8	B	249	THR
8	B	266	SER
8	B	301	SER
8	B	304	SER
8	B	340	VAL
8	B	399	ASP
8	B	422	ILE
8	B	441	SER
8	B	447	GLU
8	B	473	VAL

*Continued on next page...*

*Continued from previous page...*

<b>Mol</b>	<b>Chain</b>	<b>Res</b>	<b>Type</b>
8	B	480	ILE
8	B	501	SER
8	B	527	GLU
8	B	531	LEU
8	B	535	ARG
9	A	50	ASP
9	A	68	LYS
9	A	70	ASP
9	A	78	GLU
9	A	84	GLU
9	A	86	THR
9	A	101	LEU
9	A	128	SER
9	A	145	LEU
9	A	146	SER
9	A	170	GLU
9	A	179	ILE
9	A	189	THR
9	A	202	LEU
9	A	205	LEU
9	A	206	SER
9	A	211	MET
9	A	218	THR
9	A	239	GLU
9	A	269	ASP
9	A	282	ASP
9	A	288	THR
9	A	327	SER
9	A	367	SER
9	A	416	VAL
10	C	58	SER
10	C	59	SER
10	C	63	ARG
10	C	130	ASP
10	C	150	ASP
10	C	159	ARG
10	C	163	LEU
10	C	224	SER
10	C	242	ARG
10	C	243	GLN
10	C	248	LEU
10	C	267	VAL

Sometimes sidechains can be flipped to improve hydrogen bonding and reduce clashes. All (58) such sidechains are listed below:

Mol	Chain	Res	Type
1	E	75	HIS
1	E	252	ASN
1	E	259	GLN
1	E	302	GLN
1	E	317	ASN
2	F	37	HIS
2	F	80	ASN
2	F	104	ASN
2	F	162	HIS
2	F	212	ASN
2	F	243	HIS
2	F	343	ASN
2	F	450	HIS
3	G	147	HIS
3	G	150	HIS
3	G	186	HIS
5	I	7	HIS
6	J	103	GLN
7	D	42	HIS
7	D	66	ASN
1	Q	87	GLN
1	Q	122	HIS
1	Q	197	ASN
1	Q	252	ASN
1	Q	259	GLN
1	Q	265	GLN
2	R	37	HIS
2	R	80	ASN
2	R	104	ASN
2	R	162	HIS
2	R	243	HIS
2	R	343	ASN
2	R	450	HIS
3	S	66	ASN
3	S	150	HIS
3	S	186	HIS
5	U	7	HIS
6	V	103	GLN
7	P	42	HIS
7	P	67	HIS
8	N	34	GLN

*Continued on next page...*

*Continued from previous page...*

Mol	Chain	Res	Type
8	N	36	ASN
8	N	366	HIS
8	N	406	HIS
8	N	537	HIS
9	M	398	GLN
10	O	87	HIS
10	O	128	GLN
8	B	34	GLN
8	B	36	ASN
8	B	366	HIS
8	B	406	HIS
8	B	537	HIS
9	A	398	GLN
10	C	67	GLN
10	C	87	HIS
10	C	128	GLN
10	C	222	GLN

### 5.3.3 RNA [i](#)

There are no RNA molecules in this entry.

### 5.4 Non-standard residues in protein, DNA, RNA chains [i](#)

There are no non-standard protein/DNA/RNA residues in this entry.

### 5.5 Carbohydrates [i](#)

There are no monosaccharides in this entry.

### 5.6 Ligand geometry [i](#)

Of 59 ligands modelled in this entry, 8 are monoatomic - leaving 51 for Mogul analysis.

In the following table, the Counts columns list the number of bonds (or angles) for which Mogul statistics could be retrieved, the number of bonds (or angles) that are observed in the model and the number of bonds (or angles) that are defined in the Chemical Component Dictionary. The Link column lists molecule types, if any, to which the group is linked. The Z score for a bond length (or angle) is the number of standard deviations the observed value is removed from the expected value. A bond length (or angle) with  $|Z| > 2$  is considered an outlier worth inspection. RMSZ is the root-mean-square of all Z scores of the bond lengths (or angles).

Mol	Type	Chain	Res	Link	Bond lengths			Bond angles		
					Counts	RMSZ	# Z  > 2	Counts	RMSZ	# Z  > 2
20	9YF	M	504	-	40,40,58	1.01	3 (7%)	50,52,71	1.38	7 (14%)
14	HEA	R	606	2	57,67,67	2.53	30 (52%)	61,103,103	3.10	31 (50%)
16	HEM	N	602	8	41,50,50	1.47	4 (9%)	45,82,82	1.40	6 (13%)
12	CDL	P	201	-	87,87,99	1.07	6 (6%)	93,99,111	0.94	4 (4%)
12	CDL	N	605	-	76,76,99	1.13	7 (9%)	82,88,111	0.98	4 (4%)
14	HEA	F	607	2	57,67,67	2.56	30 (52%)	61,103,103	3.00	32 (52%)
16	HEM	B	602	8	41,50,50	1.46	4 (9%)	45,82,82	1.40	7 (15%)
20	9YF	A	503	-	51,51,58	0.95	5 (9%)	62,64,71	1.01	4 (6%)
21	HEC	C	302	10	32,50,50	2.22	3 (9%)	24,82,82	1.51	4 (16%)
12	CDL	B	603	-	78,78,99	1.14	8 (10%)	84,90,111	0.99	4 (4%)
17	MQ9	O	303	-	59,59,59	3.87	18 (30%)	72,75,75	3.38	33 (45%)
12	CDL	D	201	-	87,87,99	1.07	6 (6%)	93,99,111	0.96	4 (4%)
17	MQ9	A	502	-	44,44,59	3.90	15 (34%)	54,57,75	3.22	24 (44%)
17	MQ9	N	607	-	59,59,59	3.94	18 (30%)	72,75,75	3.30	31 (43%)
17	MQ9	C	303	-	49,49,59	3.96	16 (32%)	60,63,75	3.16	26 (43%)
19	FES	A	501	9	0,4,4	-	-	-	-	-
20	9YF	M	503	-	44,44,58	0.99	4 (9%)	55,57,71	1.10	5 (9%)
12	CDL	B	606	-	73,73,99	1.16	7 (9%)	79,85,111	1.01	4 (5%)
12	CDL	R	602	-	80,80,99	1.11	7 (8%)	86,92,111	0.97	4 (4%)
12	CDL	F	602	-	80,80,99	1.11	7 (8%)	86,92,111	0.97	4 (4%)
13	PLM	B	604	-	10,10,17	0.62	0	9,9,17	0.55	0
16	HEM	B	601	8	41,49,50	1.24	2 (4%)	46,81,82	1.26	4 (8%)
19	FES	M	501	9	0,4,4	-	-	-	-	-
17	MQ9	B	610	-	59,59,59	3.86	18 (30%)	72,75,75	3.40	33 (45%)
18	HV0	B	611	-	39,43,43	2.04	8 (20%)	50,62,62	1.94	5 (10%)
15	9Y0	S	301	-	42,42,48	0.95	4 (9%)	44,47,53	0.91	2 (4%)
12	CDL	B	605	-	65,65,99	1.22	8 (12%)	71,77,111	0.98	4 (5%)
12	CDL	N	606	-	78,78,99	1.11	8 (10%)	84,90,111	0.99	4 (4%)
14	HEA	F	606	2	57,67,67	2.54	30 (52%)	61,103,103	3.10	31 (50%)
14	HEA	R	607	2	57,67,67	2.56	30 (52%)	61,103,103	2.99	32 (52%)
12	CDL	N	604	-	73,73,99	1.16	7 (9%)	79,85,111	1.03	4 (5%)
20	9YF	A	505	-	42,42,58	1.03	4 (9%)	52,54,71	1.27	6 (11%)
12	CDL	A	504	-	94,94,99	1.05	7 (7%)	100,106,111	0.91	4 (4%)
13	PLM	F	603	-	16,16,17	0.56	0	15,15,17	0.42	0
12	CDL	B	608	-	78,78,99	1.12	7 (8%)	84,90,111	1.03	4 (4%)

Mol	Type	Chain	Res	Link	Bond lengths			Bond angles		
					Counts	RMSZ	# Z  > 2	Counts	RMSZ	# Z  > 2
12	CDL	R	601	-	75,75,99	1.14	7 (9%)	81,87,111	1.00	4 (4%)
17	MQ9	O	302	-	49,49,59	3.90	16 (32%)	60,63,75	3.25	25 (41%)
17	MQ9	N	608	-	59,59,59	3.96	19 (32%)	72,75,75	3.33	33 (45%)
12	CDL	F	601	-	75,75,99	1.14	7 (9%)	81,87,111	1.00	4 (4%)
17	MQ9	B	609	-	44,44,59	3.89	15 (34%)	54,57,75	3.16	22 (40%)
21	HEC	O	304	10	32,50,50	2.27	3 (9%)	24,82,82	1.31	2 (8%)
21	HEC	O	305	10	32,50,50	2.24	3 (9%)	24,82,82	1.53	4 (16%)
13	PLM	R	603	-	16,16,17	0.56	0	15,15,17	0.42	0
12	CDL	B	607	-	76,76,99	1.13	7 (9%)	82,88,111	1.03	4 (4%)
12	CDL	M	502	-	94,94,99	1.05	7 (7%)	100,106,111	0.85	4 (4%)
13	PLM	N	603	-	10,10,17	0.62	0	9,9,17	0.55	0
18	HV0	N	609	-	39,43,43	2.03	8 (20%)	50,62,62	2.07	11 (22%)
21	HEC	C	301	10	32,50,50	2.29	3 (9%)	24,82,82	1.32	2 (8%)
16	HEM	N	601	8	41,49,50	1.23	2 (4%)	46,81,82	1.25	4 (8%)
15	9Y0	G	301	-	42,42,48	0.94	4 (9%)	44,47,53	0.91	2 (4%)
12	CDL	O	301	-	78,78,99	1.12	7 (8%)	84,90,111	0.97	5 (5%)

In the following table, the Chirals column lists the number of chiral outliers, the number of chiral centers analysed, the number of these observed in the model and the number defined in the Chemical Component Dictionary. Similar counts are reported in the Torsion and Rings columns. '-' means no outliers of that kind were identified.

Mol	Type	Chain	Res	Link	Chirals	Torsions	Rings
20	9YF	M	504	-	-	18/35/59/78	0/1/1/1
14	HEA	R	606	2	3/3/7/16	14/32/76/76	-
16	HEM	N	602	8	-	2/12/54/54	-
14	HEA	F	607	2	3/3/7/16	16/32/76/76	-
12	CDL	P	201	-	-	63/98/98/110	-
12	CDL	N	605	-	-	40/87/87/110	-
16	HEM	B	602	8	-	2/12/54/54	-
20	9YF	A	503	-	-	30/47/71/78	0/1/1/1
21	HEC	C	302	10	-	0/10/54/54	-
12	CDL	B	603	-	-	53/89/89/110	-
17	MQ9	O	303	-	-	26/53/73/73	0/2/2/2
12	CDL	D	201	-	-	49/98/98/110	-
17	MQ9	A	502	-	-	21/35/55/73	0/2/2/2

Continued on next page...

*Continued from previous page...*

Mol	Type	Chain	Res	Link	Chirals	Torsions	Rings
17	MQ9	N	607	-	-	30/53/73/73	0/2/2/2
17	MQ9	C	303	-	-	24/41/61/73	0/2/2/2
19	FES	A	501	9	-	-	0/1/1/1
20	9YF	M	503	-	-	19/39/63/78	0/1/1/1
12	CDL	B	606	-	-	39/84/84/110	-
12	CDL	R	602	-	-	58/91/91/110	-
12	CDL	F	602	-	-	58/91/91/110	-
13	PLM	B	604	-	-	1/7/8/15	-
16	HEM	B	601	8	-	2/12/52/54	-
19	FES	M	501	9	-	-	0/1/1/1
17	MQ9	B	610	-	-	24/53/73/73	0/2/2/2
18	HV0	B	611	-	-	4/20/34/34	0/5/5/5
15	9Y0	S	301	-	-	29/46/46/52	-
12	CDL	B	605	-	-	48/76/76/110	-
14	HEA	R	607	2	3/3/7/16	16/32/76/76	-
14	HEA	F	606	2	3/3/7/16	14/32/76/76	-
12	CDL	N	606	-	-	46/89/89/110	-
12	CDL	N	604	-	-	51/84/84/110	-
20	9YF	A	505	-	-	15/37/61/78	0/1/1/1
12	CDL	A	504	-	-	57/105/105/110	-
13	PLM	F	603	-	-	5/13/14/15	-
12	CDL	B	608	-	-	45/89/89/110	-
12	CDL	R	601	-	-	42/86/86/110	-
17	MQ9	O	302	-	-	26/41/61/73	0/2/2/2
17	MQ9	N	608	-	-	30/53/73/73	0/2/2/2
12	CDL	F	601	-	-	42/86/86/110	-
17	MQ9	B	609	-	-	20/35/55/73	0/2/2/2
21	HEC	O	304	10	-	7/10/54/54	-
21	HEC	O	305	10	-	0/10/54/54	-
13	PLM	R	603	-	-	4/13/14/15	-
12	CDL	B	607	-	-	38/87/87/110	-
12	CDL	M	502	-	-	65/105/105/110	-
13	PLM	N	603	-	-	1/7/8/15	-
18	HV0	N	609	-	-	4/20/34/34	0/5/5/5
21	HEC	C	301	10	-	7/10/54/54	-

*Continued on next page...*

*Continued from previous page...*

Mol	Type	Chain	Res	Link	Chirals	Torsions	Rings
16	HEM	N	601	8	-	1/12/52/54	-
15	9Y0	G	301	-	-	29/46/46/52	-
12	CDL	O	301	-	-	47/89/89/110	-

All (439) bond length outliers are listed below:

Mol	Chain	Res	Type	Atoms	Z	Observed(Å)	Ideal(Å)
17	N	607	MQ9	C18-C19	9.34	1.55	1.33
17	C	303	MQ9	C23-C24	9.34	1.55	1.33
17	N	608	MQ9	C18-C19	9.29	1.55	1.33
17	N	608	MQ9	C33-C34	9.29	1.55	1.33
17	A	502	MQ9	C23-C24	9.28	1.55	1.33
17	N	607	MQ9	C23-C24	9.27	1.55	1.33
17	C	303	MQ9	C18-C19	9.26	1.55	1.33
17	B	609	MQ9	C18-C19	9.24	1.55	1.33
17	N	608	MQ9	C23-C24	9.23	1.55	1.33
17	A	502	MQ9	C18-C19	9.22	1.55	1.33
17	O	302	MQ9	C23-C24	9.21	1.55	1.33
17	O	303	MQ9	C18-C19	9.20	1.55	1.33
17	O	302	MQ9	C18-C19	9.19	1.55	1.33
17	B	609	MQ9	C23-C24	9.19	1.55	1.33
17	C	303	MQ9	C28-C29	9.16	1.54	1.33
17	C	303	MQ9	C33-C34	9.12	1.54	1.33
17	N	607	MQ9	C33-C34	9.11	1.54	1.33
17	O	303	MQ9	C23-C24	9.09	1.54	1.33
17	N	607	MQ9	C28-C29	9.09	1.54	1.33
17	B	610	MQ9	C18-C19	9.07	1.54	1.33
17	B	610	MQ9	C23-C24	9.04	1.54	1.33
17	O	302	MQ9	C33-C34	9.02	1.54	1.33
17	N	608	MQ9	C28-C29	9.02	1.54	1.33
17	O	303	MQ9	C33-C34	9.00	1.54	1.33
17	N	607	MQ9	C38-C39	8.96	1.54	1.33
17	O	303	MQ9	C28-C29	8.93	1.54	1.33
17	O	302	MQ9	C28-C29	8.92	1.54	1.33
17	B	610	MQ9	C33-C34	8.91	1.54	1.33
17	A	502	MQ9	C28-C29	8.89	1.54	1.33
17	B	610	MQ9	C28-C29	8.89	1.54	1.33
17	B	609	MQ9	C28-C29	8.87	1.54	1.33
17	N	608	MQ9	C38-C39	8.84	1.54	1.33
17	B	610	MQ9	C38-C39	8.80	1.54	1.33
17	O	303	MQ9	C38-C39	8.75	1.54	1.33
17	N	608	MQ9	C13-C14	8.65	1.53	1.33

*Continued on next page...*



*Continued from previous page...*

Mol	Chain	Res	Type	Atoms	Z	Observed(Å)	Ideal(Å)
17	C	303	MQ9	C13-C14	8.57	1.53	1.33
17	A	502	MQ9	C13-C14	8.56	1.53	1.33
17	B	609	MQ9	C13-C14	8.56	1.53	1.33
17	O	302	MQ9	C13-C14	8.52	1.53	1.33
17	N	607	MQ9	C13-C14	8.49	1.53	1.33
17	N	607	MQ9	C43-C44	8.49	1.53	1.33
17	O	303	MQ9	C13-C14	8.47	1.53	1.33
17	B	610	MQ9	C13-C14	8.46	1.53	1.33
17	N	608	MQ9	C43-C44	8.45	1.53	1.33
17	B	610	MQ9	C43-C44	8.44	1.53	1.33
17	O	303	MQ9	C43-C44	8.27	1.52	1.33
17	N	608	MQ9	C8-C9	8.22	1.52	1.33
17	B	609	MQ9	C8-C9	8.12	1.52	1.33
17	N	607	MQ9	C8-C9	8.08	1.52	1.33
17	A	502	MQ9	C8-C9	8.06	1.52	1.33
17	C	303	MQ9	C8-C9	7.98	1.52	1.33
17	B	610	MQ9	C8-C9	7.96	1.52	1.33
17	O	303	MQ9	C8-C9	7.94	1.52	1.33
17	O	302	MQ9	C8-C9	7.93	1.52	1.33
17	A	502	MQ9	C33-C34	7.68	1.54	1.32
18	N	609	HV0	C09-N04	-7.67	1.31	1.40
17	C	303	MQ9	C38-C39	7.66	1.54	1.32
17	B	609	MQ9	C33-C34	7.64	1.54	1.32
17	A	502	MQ9	O1-C1	7.57	1.39	1.23
17	O	302	MQ9	C38-C39	7.54	1.54	1.32
17	B	609	MQ9	O1-C1	7.54	1.39	1.23
17	N	607	MQ9	O1-C1	7.54	1.39	1.23
17	N	608	MQ9	O1-C1	7.53	1.39	1.23
17	B	609	MQ9	O4-C4	7.50	1.39	1.23
17	A	502	MQ9	O4-C4	7.49	1.39	1.23
17	B	610	MQ9	O4-C4	7.48	1.39	1.23
17	O	303	MQ9	O1-C1	7.47	1.39	1.23
17	O	302	MQ9	O1-C1	7.46	1.39	1.23
17	O	303	MQ9	O4-C4	7.46	1.39	1.23
17	C	303	MQ9	O1-C1	7.45	1.39	1.23
17	N	608	MQ9	O4-C4	7.45	1.39	1.23
17	B	610	MQ9	O1-C1	7.43	1.38	1.23
17	N	607	MQ9	O4-C4	7.43	1.38	1.23
17	C	303	MQ9	O4-C4	7.41	1.38	1.23
18	B	611	HV0	C09-N04	-7.36	1.31	1.40
17	O	302	MQ9	O4-C4	7.35	1.38	1.23
17	N	608	MQ9	C48-C49	7.13	1.52	1.32

*Continued on next page...*

*Continued from previous page...*

Mol	Chain	Res	Type	Atoms	Z	Observed(Å)	Ideal(Å)
17	N	607	MQ9	C48-C49	7.10	1.52	1.32
21	C	301	HEC	C2B-C3B	-7.06	1.33	1.40
21	O	305	HEC	C3C-C2C	-7.00	1.33	1.40
17	O	303	MQ9	C48-C49	7.00	1.52	1.32
17	B	610	MQ9	C48-C49	6.99	1.52	1.32
21	C	301	HEC	C3C-C2C	-6.94	1.33	1.40
21	O	304	HEC	C2B-C3B	-6.93	1.33	1.40
21	C	302	HEC	C3C-C2C	-6.88	1.33	1.40
21	O	304	HEC	C3C-C2C	-6.85	1.33	1.40
21	O	305	HEC	C2B-C3B	-6.74	1.33	1.40
21	C	302	HEC	C2B-C3B	-6.70	1.33	1.40
14	F	606	HEA	C1D-ND	-6.70	1.28	1.40
14	R	607	HEA	C1D-ND	-6.66	1.28	1.40
14	R	606	HEA	C1D-ND	-6.64	1.28	1.40
14	F	607	HEA	C1D-ND	-6.61	1.28	1.40
18	N	609	HV0	C11-N13	5.55	1.46	1.33
18	B	611	HV0	C11-N13	5.48	1.45	1.33
14	R	607	HEA	C4B-NB	-5.35	1.31	1.40
14	F	607	HEA	C4B-NB	-5.28	1.31	1.40
21	O	304	HEC	C3D-C2D	5.26	1.53	1.37
21	C	301	HEC	C3D-C2D	5.24	1.53	1.37
21	O	305	HEC	C3D-C2D	5.23	1.53	1.37
21	C	302	HEC	C3D-C2D	5.20	1.53	1.37
14	R	606	HEA	C4B-NB	-5.14	1.31	1.40
14	F	606	HEA	C4B-NB	-5.10	1.31	1.40
17	C	303	MQ9	C5-C4	-4.83	1.37	1.48
17	O	302	MQ9	C5-C4	-4.74	1.37	1.48
17	N	607	MQ9	C5-C4	-4.68	1.38	1.48
17	O	303	MQ9	C5-C4	-4.60	1.38	1.48
17	B	610	MQ9	C5-C4	-4.60	1.38	1.48
14	F	607	HEA	C1B-NB	-4.59	1.29	1.38
17	N	608	MQ9	C5-C4	-4.57	1.38	1.48
17	A	502	MQ9	C5-C4	-4.56	1.38	1.48
14	R	607	HEA	C1B-NB	-4.55	1.29	1.38
17	B	609	MQ9	C5-C4	-4.53	1.38	1.48
14	F	606	HEA	C1B-NB	-4.52	1.29	1.38
14	R	606	HEA	C1B-NB	-4.48	1.29	1.38
16	N	602	HEM	C3C-C2C	-4.46	1.34	1.40
16	B	602	HEM	C3C-C2C	-4.37	1.34	1.40
14	R	607	HEA	O2A-CGA	-4.32	1.16	1.30
14	R	606	HEA	O2A-CGA	-4.30	1.16	1.30
14	F	607	HEA	O2A-CGA	-4.29	1.16	1.30

*Continued on next page...*

*Continued from previous page...*

Mol	Chain	Res	Type	Atoms	Z	Observed(Å)	Ideal(Å)
14	F	606	HEA	O2A-CGA	-4.27	1.16	1.30
18	B	611	HV0	C22-N21	4.10	1.53	1.46
18	B	611	HV0	C26-N21	4.09	1.53	1.46
14	F	607	HEA	O2D-CGD	-4.05	1.17	1.30
14	R	607	HEA	O2D-CGD	-4.03	1.17	1.30
14	R	606	HEA	O2D-CGD	-3.98	1.17	1.30
14	F	606	HEA	O2D-CGD	-3.97	1.17	1.30
17	C	303	MQ9	C3-C4	-3.90	1.40	1.48
14	F	606	HEA	C16-C15	-3.86	1.43	1.51
14	F	607	HEA	C16-C15	-3.85	1.43	1.51
18	N	609	HV0	C26-N21	3.84	1.52	1.46
14	R	607	HEA	C16-C15	-3.84	1.43	1.51
14	R	606	HEA	C16-C15	-3.82	1.43	1.51
17	N	607	MQ9	C6-C1	-3.82	1.37	1.47
17	C	303	MQ9	C6-C1	-3.82	1.37	1.47
14	F	606	HEA	C4D-ND	-3.75	1.31	1.38
14	R	607	HEA	C4D-ND	-3.75	1.31	1.38
14	F	607	HEA	C4D-ND	-3.75	1.31	1.38
17	O	303	MQ9	C6-C1	-3.74	1.37	1.47
17	O	302	MQ9	C6-C1	-3.71	1.37	1.47
14	R	606	HEA	C4D-ND	-3.70	1.31	1.38
14	R	606	HEA	CHC-C4B	3.66	1.44	1.35
17	B	610	MQ9	C6-C1	-3.66	1.38	1.47
14	F	606	HEA	CHC-C4B	3.66	1.44	1.35
14	F	607	HEA	C1C-NC	-3.65	1.28	1.36
14	R	607	HEA	C1C-NC	-3.65	1.28	1.36
17	N	608	MQ9	C6-C1	-3.64	1.38	1.47
14	F	606	HEA	C1C-NC	-3.64	1.28	1.36
14	R	607	HEA	C3A-C2A	3.63	1.45	1.40
14	R	606	HEA	C1C-NC	-3.59	1.28	1.36
17	O	302	MQ9	C3-C4	-3.58	1.41	1.48
14	F	607	HEA	C3A-C2A	3.58	1.45	1.40
18	N	609	HV0	C22-N21	3.54	1.52	1.46
14	F	607	HEA	CHC-C4B	3.53	1.44	1.35
17	N	608	MQ9	C3-C4	-3.53	1.41	1.48
14	R	607	HEA	CHC-C4B	3.53	1.44	1.35
16	B	602	HEM	C3C-CAC	3.51	1.55	1.47
17	A	502	MQ9	C3-C4	-3.51	1.41	1.48
16	N	602	HEM	C3C-CAC	3.49	1.55	1.47
17	O	303	MQ9	C3-C4	-3.46	1.41	1.48
14	R	607	HEA	C4D-C3D	-3.46	1.39	1.45
17	B	610	MQ9	C3-C4	-3.43	1.41	1.48

*Continued on next page...*

*Continued from previous page...*

Mol	Chain	Res	Type	Atoms	Z	Observed(Å)	Ideal(Å)
17	B	609	MQ9	C6-C1	-3.42	1.38	1.47
14	F	607	HEA	C4D-C3D	-3.41	1.39	1.45
14	R	606	HEA	C4D-C3D	-3.41	1.39	1.45
17	N	607	MQ9	C3-C4	-3.40	1.41	1.48
14	F	606	HEA	CBA-CGA	-3.38	1.42	1.50
14	F	606	HEA	CHD-C1D	3.38	1.43	1.35
14	R	606	HEA	CBA-CGA	-3.36	1.42	1.50
14	F	607	HEA	CBA-CGA	-3.36	1.42	1.50
14	R	607	HEA	CBA-CGA	-3.35	1.42	1.50
14	R	606	HEA	C3A-C2A	3.35	1.45	1.40
14	F	606	HEA	C4D-C3D	-3.34	1.39	1.45
17	B	609	MQ9	C3-C4	-3.34	1.41	1.48
14	R	606	HEA	CHD-C1D	3.34	1.43	1.35
14	R	607	HEA	CHD-C1D	3.34	1.43	1.35
12	F	602	CDL	OA8-CA7	3.33	1.43	1.33
12	R	602	CDL	OA8-CA7	3.33	1.43	1.33
14	F	607	HEA	CHD-C1D	3.32	1.43	1.35
14	F	606	HEA	C3A-C2A	3.31	1.45	1.40
12	B	605	CDL	OA8-CA7	3.26	1.42	1.33
17	A	502	MQ9	C2-C3	-3.26	1.35	1.40
17	N	608	MQ9	C2-C3	-3.25	1.35	1.40
12	N	604	CDL	OA8-CA7	3.24	1.42	1.33
12	A	504	CDL	OA8-CA7	3.23	1.42	1.33
17	C	303	MQ9	C2-C3	-3.23	1.35	1.40
12	P	201	CDL	OA8-CA7	3.22	1.42	1.33
17	O	303	MQ9	C2-C3	-3.22	1.35	1.40
12	O	301	CDL	OA8-CA7	3.22	1.42	1.33
14	F	607	HEA	CBD-CGD	-3.22	1.43	1.50
17	B	610	MQ9	C2-C3	-3.22	1.35	1.40
17	A	502	MQ9	C6-C1	-3.20	1.39	1.47
14	R	606	HEA	CBD-CGD	-3.20	1.43	1.50
12	B	606	CDL	OA8-CA7	3.19	1.42	1.33
12	M	502	CDL	OA8-CA7	3.19	1.42	1.33
14	R	607	HEA	CBD-CGD	-3.18	1.43	1.50
17	O	302	MQ9	C2-C3	-3.17	1.35	1.40
12	B	603	CDL	OA8-CA7	3.17	1.42	1.33
14	F	606	HEA	CBD-CGD	-3.14	1.43	1.50
12	R	601	CDL	OA8-CA7	3.14	1.42	1.33
17	B	609	MQ9	C2-C3	-3.13	1.35	1.40
12	B	608	CDL	OA8-CA7	3.12	1.42	1.33
12	D	201	CDL	OA8-CA7	3.09	1.42	1.33
12	F	601	CDL	OA8-CA7	3.09	1.42	1.33

*Continued on next page...*

*Continued from previous page...*

Mol	Chain	Res	Type	Atoms	Z	Observed(Å)	Ideal(Å)
14	R	606	HEA	C3D-C2D	3.07	1.43	1.36
12	N	606	CDL	OA8-CA7	3.06	1.42	1.33
17	N	607	MQ9	C2-C3	-3.05	1.35	1.40
14	F	607	HEA	CMC-C2C	-3.04	1.45	1.51
14	R	607	HEA	CMC-C2C	-3.03	1.45	1.51
12	N	605	CDL	OA8-CA7	3.02	1.42	1.33
14	F	606	HEA	C3D-C2D	3.01	1.43	1.36
12	D	201	CDL	OB6-CB5	3.01	1.42	1.34
12	B	607	CDL	OA8-CA7	3.00	1.42	1.33
14	F	606	HEA	CMC-C2C	-2.97	1.45	1.51
18	N	609	HV0	C25-C24	-2.97	1.45	1.53
12	P	201	CDL	OB6-CB5	2.97	1.42	1.34
14	R	607	HEA	C3D-C2D	2.96	1.43	1.36
14	R	606	HEA	CMC-C2C	-2.95	1.45	1.51
12	N	604	CDL	OB6-CB5	2.95	1.42	1.34
12	M	502	CDL	OB6-CB5	2.94	1.42	1.34
12	B	603	CDL	OB6-CB5	2.94	1.42	1.34
14	F	607	HEA	O11-C11	-2.93	1.36	1.42
12	B	606	CDL	OB6-CB5	2.92	1.42	1.34
14	F	606	HEA	O11-C11	-2.90	1.36	1.42
14	F	607	HEA	C3D-C2D	2.89	1.42	1.36
12	A	504	CDL	OB6-CB5	2.89	1.42	1.34
14	R	607	HEA	O11-C11	-2.89	1.36	1.42
12	R	601	CDL	OB6-CB5	2.87	1.42	1.34
17	O	303	MQ9	C2-C1	-2.86	1.42	1.48
17	C	303	MQ9	C2-C1	-2.86	1.42	1.48
17	B	610	MQ9	C2-C1	-2.85	1.42	1.48
12	R	602	CDL	OB6-CB5	2.85	1.42	1.34
12	F	602	CDL	OB6-CB5	2.84	1.42	1.34
14	R	606	HEA	O11-C11	-2.84	1.36	1.42
12	F	601	CDL	OB6-CB5	2.84	1.42	1.34
12	B	608	CDL	OB6-CB5	2.84	1.42	1.34
18	B	611	HV0	C23-C24	-2.82	1.45	1.53
17	O	302	MQ9	C2-C1	-2.82	1.42	1.48
12	B	605	CDL	OB6-CB5	2.81	1.42	1.34
12	B	606	CDL	OA6-CA5	2.81	1.42	1.34
14	R	607	HEA	CAA-C2A	-2.80	1.47	1.52
17	N	608	MQ9	C2-C1	-2.79	1.42	1.48
14	F	607	HEA	CAA-C2A	-2.79	1.47	1.52
16	B	601	HEM	CAB-C3B	2.79	1.55	1.47
14	F	606	HEA	C3B-C2B	2.79	1.41	1.34
16	N	601	HEM	CAB-C3B	2.78	1.55	1.47

*Continued on next page...*

*Continued from previous page...*

Mol	Chain	Res	Type	Atoms	Z	Observed(Å)	Ideal(Å)
18	B	611	HV0	C25-C24	-2.77	1.45	1.53
18	N	609	HV0	C23-C24	-2.77	1.45	1.53
17	N	607	MQ9	C2-C1	-2.77	1.42	1.48
12	N	606	CDL	OB6-CB5	2.75	1.42	1.34
12	A	504	CDL	OA6-CA5	2.75	1.42	1.34
14	R	607	HEA	C3B-C2B	2.74	1.40	1.34
14	R	606	HEA	C3B-C2B	2.73	1.40	1.34
12	N	605	CDL	OB6-CB5	2.72	1.42	1.34
12	B	607	CDL	OB6-CB5	2.72	1.42	1.34
14	F	607	HEA	C3B-C2B	2.71	1.40	1.34
17	B	609	MQ9	C2-C1	-2.71	1.43	1.48
12	O	301	CDL	OB6-CB5	2.71	1.41	1.34
20	A	505	9YF	O9-C	-2.70	1.39	1.46
17	N	608	MQ9	C6-C5	2.70	1.40	1.35
12	P	201	CDL	OA6-CA5	2.68	1.41	1.34
14	R	606	HEA	CAA-C2A	-2.68	1.47	1.52
12	B	607	CDL	OA6-CA5	2.67	1.41	1.34
14	F	606	HEA	CAA-C2A	-2.67	1.47	1.52
14	F	606	HEA	CBD-CAD	-2.66	1.43	1.52
15	G	301	9Y0	O7-C1	-2.66	1.39	1.46
14	F	607	HEA	C3C-CAC	-2.66	1.42	1.47
17	A	502	MQ9	C2-C1	-2.66	1.43	1.48
12	B	608	CDL	OA6-CA5	2.66	1.41	1.34
12	N	604	CDL	OA6-CA5	2.66	1.41	1.34
12	M	502	CDL	OA6-CA5	2.66	1.41	1.34
16	N	602	HEM	CAB-C3B	2.65	1.54	1.47
18	B	611	HV0	C18-N21	2.65	1.46	1.38
12	F	602	CDL	OA6-CA5	2.65	1.41	1.34
20	M	504	9YF	O9-C	-2.65	1.40	1.46
14	R	607	HEA	C20-C19	-2.65	1.45	1.51
12	B	603	CDL	OA6-CA5	2.64	1.41	1.34
12	D	201	CDL	OA6-CA5	2.64	1.41	1.34
12	R	602	CDL	OA6-CA5	2.63	1.41	1.34
14	R	606	HEA	CBD-CAD	-2.62	1.43	1.52
12	B	605	CDL	OA6-CA5	2.62	1.41	1.34
15	S	301	9Y0	O7-C1	-2.61	1.40	1.46
14	F	607	HEA	C20-C19	-2.61	1.45	1.51
16	B	602	HEM	CAB-C3B	2.60	1.54	1.47
14	F	607	HEA	CBD-CAD	-2.60	1.43	1.52
14	R	607	HEA	C3C-CAC	-2.59	1.42	1.47
14	F	606	HEA	C3C-CAC	-2.58	1.42	1.47
14	R	606	HEA	C20-C19	-2.58	1.45	1.51

*Continued on next page...*

*Continued from previous page...*

Mol	Chain	Res	Type	Atoms	Z	Observed(Å)	Ideal(Å)
12	O	301	CDL	OA6-CA5	2.57	1.41	1.34
14	F	606	HEA	C20-C19	-2.57	1.45	1.51
14	R	606	HEA	C3C-CAC	-2.56	1.42	1.47
14	R	607	HEA	CBD-CAD	-2.56	1.43	1.52
12	N	606	CDL	OA6-CA5	2.56	1.41	1.34
14	R	607	HEA	C12-C11	-2.56	1.48	1.52
12	N	605	CDL	OA6-CA4	-2.56	1.40	1.46
14	F	607	HEA	C12-C11	-2.55	1.48	1.52
12	N	606	CDL	OA6-CA4	-2.54	1.40	1.46
14	F	606	HEA	O1A-CGA	-2.53	1.13	1.22
12	R	601	CDL	OA6-CA5	2.53	1.41	1.34
12	F	601	CDL	OA6-CA5	2.52	1.41	1.34
12	O	301	CDL	OA6-CA4	-2.51	1.40	1.46
12	R	601	CDL	OA6-CA4	-2.50	1.40	1.46
12	N	605	CDL	OA6-CA5	2.50	1.41	1.34
12	F	601	CDL	OA6-CA4	-2.50	1.40	1.46
14	F	606	HEA	C12-C11	-2.49	1.48	1.52
14	R	606	HEA	O1A-CGA	-2.48	1.13	1.22
17	A	502	MQ9	C6-C5	2.48	1.39	1.35
14	R	607	HEA	O1A-CGA	-2.48	1.13	1.22
14	F	607	HEA	O1A-CGA	-2.48	1.14	1.22
20	A	503	9YF	O9-C	-2.48	1.40	1.46
12	D	201	CDL	OB8-CB7	2.47	1.40	1.33
16	N	601	HEM	C2C-C3C	-2.46	1.33	1.41
16	B	601	HEM	C2C-C3C	-2.46	1.33	1.41
12	B	607	CDL	OB8-CB7	2.46	1.40	1.33
14	R	606	HEA	C12-C11	-2.45	1.48	1.52
14	F	606	HEA	C18-C19	-2.44	1.27	1.33
14	R	606	HEA	C18-C19	-2.44	1.27	1.33
20	A	503	9YF	O11-C25	2.43	1.40	1.33
12	N	605	CDL	OB8-CB7	2.42	1.40	1.33
20	A	505	9YF	O11-C25	2.42	1.40	1.33
12	B	605	CDL	OB8-CB7	2.42	1.40	1.33
12	B	608	CDL	OA6-CA4	-2.41	1.40	1.46
17	B	609	MQ9	C6-C5	2.41	1.39	1.35
12	B	603	CDL	OA6-CA4	-2.41	1.40	1.46
14	R	607	HEA	C3C-C2C	-2.41	1.37	1.40
12	B	603	CDL	OB8-CB7	2.41	1.40	1.33
20	M	504	9YF	O11-C25	2.40	1.40	1.33
14	F	606	HEA	FE-NB	2.40	2.08	1.96
12	O	301	CDL	OB6-CB4	-2.40	1.40	1.46
12	N	606	CDL	OB6-CB4	-2.40	1.40	1.46

*Continued on next page...*

*Continued from previous page...*

Mol	Chain	Res	Type	Atoms	Z	Observed(Å)	Ideal(Å)
14	R	606	HEA	FE-NB	2.40	2.08	1.96
12	M	502	CDL	OA6-CA4	-2.40	1.40	1.46
20	M	503	9YF	O11-C25	2.40	1.40	1.33
14	F	607	HEA	C18-C19	-2.40	1.27	1.33
20	M	503	9YF	O9-C	-2.39	1.40	1.46
12	B	607	CDL	OB6-CB4	-2.39	1.40	1.46
12	N	605	CDL	OB6-CB4	-2.39	1.40	1.46
14	F	607	HEA	FE-NB	2.38	2.08	1.96
12	N	604	CDL	OA6-CA4	-2.38	1.40	1.46
15	S	301	9Y0	O5-C5	2.37	1.40	1.33
14	R	607	HEA	C18-C19	-2.36	1.27	1.33
14	R	607	HEA	FE-NB	2.36	2.08	1.96
12	P	201	CDL	OA6-CA4	-2.36	1.40	1.46
14	F	607	HEA	C3C-C2C	-2.35	1.37	1.40
12	D	201	CDL	OA6-CA4	-2.35	1.40	1.46
18	N	609	HV0	C18-N21	2.35	1.45	1.38
12	R	602	CDL	OA6-CA4	-2.34	1.40	1.46
17	B	609	MQ9	C21-C19	2.34	1.56	1.51
20	A	503	9YF	P-O2	2.34	1.66	1.60
12	R	601	CDL	OB6-CB4	-2.34	1.40	1.46
12	F	602	CDL	OB6-CB4	-2.34	1.40	1.46
12	A	504	CDL	OB6-CB4	-2.34	1.40	1.46
12	N	604	CDL	OB8-CB7	2.34	1.40	1.33
12	F	602	CDL	OA6-CA4	-2.33	1.40	1.46
12	B	606	CDL	OB8-CB7	2.33	1.40	1.33
12	B	605	CDL	OA6-CA4	-2.33	1.40	1.46
12	P	201	CDL	OB8-CB7	2.33	1.40	1.33
12	R	602	CDL	OB6-CB4	-2.33	1.40	1.46
14	F	606	HEA	C3C-C2C	-2.33	1.37	1.40
12	F	601	CDL	OB6-CB4	-2.33	1.40	1.46
12	F	601	CDL	OB8-CB7	2.33	1.40	1.33
15	G	301	9Y0	O5-C5	2.33	1.40	1.33
12	B	608	CDL	OB8-CB6	-2.32	1.39	1.45
14	R	606	HEA	C3C-C2C	-2.32	1.37	1.40
17	N	607	MQ9	C21-C19	2.31	1.56	1.51
17	N	608	MQ9	C21-C19	2.31	1.56	1.51
14	F	607	HEA	C4C-NC	-2.31	1.31	1.36
12	B	607	CDL	OA6-CA4	-2.31	1.40	1.46
17	C	303	MQ9	C21-C19	2.30	1.56	1.51
12	B	606	CDL	OB6-CB4	-2.30	1.40	1.46
12	O	301	CDL	OB8-CB7	2.30	1.40	1.33
14	R	607	HEA	O1D-CGD	-2.29	1.14	1.22

*Continued on next page...*



*Continued from previous page...*

Mol	Chain	Res	Type	Atoms	Z	Observed(Å)	Ideal(Å)
20	M	504	9YF	O11-C24	-2.29	1.39	1.45
12	R	602	CDL	OB8-CB7	2.29	1.40	1.33
17	A	502	MQ9	C21-C19	2.29	1.56	1.51
12	R	601	CDL	OB8-CB7	2.29	1.40	1.33
18	N	609	HV0	O12-C11	-2.28	1.18	1.23
12	F	602	CDL	OB8-CB7	2.28	1.40	1.33
12	M	502	CDL	OB8-CB6	-2.27	1.40	1.45
17	N	607	MQ9	C6-C5	2.27	1.39	1.35
15	S	301	9Y0	O5-C	-2.26	1.40	1.45
17	O	302	MQ9	C21-C19	2.26	1.56	1.51
12	N	606	CDL	OB8-CB7	2.26	1.39	1.33
14	F	607	HEA	O1D-CGD	-2.25	1.14	1.22
14	F	606	HEA	O1D-CGD	-2.25	1.14	1.22
12	B	608	CDL	OB6-CB4	-2.25	1.41	1.46
12	M	502	CDL	OB8-CB7	2.24	1.39	1.33
17	O	303	MQ9	C6-C5	2.23	1.39	1.35
14	R	607	HEA	C1B-C2B	-2.23	1.40	1.44
12	B	603	CDL	OB6-CB4	-2.23	1.41	1.46
12	A	504	CDL	OB8-CB6	-2.22	1.40	1.45
14	R	606	HEA	O1D-CGD	-2.22	1.14	1.22
12	N	604	CDL	OB6-CB4	-2.22	1.41	1.46
12	A	504	CDL	OA6-CA4	-2.22	1.41	1.46
14	F	607	HEA	C1B-C2B	-2.22	1.40	1.44
14	F	606	HEA	C4C-NC	-2.22	1.31	1.36
12	B	606	CDL	OA6-CA4	-2.22	1.41	1.46
14	R	607	HEA	C4C-NC	-2.21	1.31	1.36
17	O	303	MQ9	C21-C19	2.21	1.55	1.51
12	A	504	CDL	OB8-CB7	2.21	1.39	1.33
20	M	503	9YF	O11-C24	-2.21	1.40	1.45
12	R	602	CDL	OB8-CB6	-2.21	1.40	1.45
14	R	606	HEA	C1B-C2B	-2.21	1.40	1.44
18	B	611	HV0	O12-C11	-2.19	1.18	1.23
12	N	606	CDL	OB8-CB6	-2.19	1.40	1.45
15	G	301	9Y0	O5-C	-2.17	1.40	1.45
17	B	610	MQ9	C21-C19	2.17	1.55	1.51
12	F	602	CDL	OB8-CB6	-2.16	1.40	1.45
14	R	606	HEA	C4C-NC	-2.16	1.31	1.36
17	B	610	MQ9	C6-C5	2.15	1.39	1.35
12	B	608	CDL	OB8-CB7	2.15	1.39	1.33
12	M	502	CDL	OB6-CB4	-2.14	1.41	1.46
12	F	601	CDL	OB8-CB6	-2.14	1.40	1.45
14	F	606	HEA	C1B-C2B	-2.14	1.40	1.44

*Continued on next page...*

Continued from previous page...

Mol	Chain	Res	Type	Atoms	Z	Observed(Å)	Ideal(Å)
16	N	602	HEM	C3B-C2B	-2.12	1.33	1.37
20	A	505	9YF	O11-C24	-2.12	1.40	1.45
20	A	503	9YF	O11-C24	-2.12	1.40	1.45
20	M	503	9YF	O9-C8	2.11	1.40	1.34
20	A	503	9YF	O9-C8	2.11	1.40	1.34
12	R	601	CDL	OB8-CB6	-2.11	1.40	1.45
12	O	301	CDL	OB8-CB6	-2.11	1.40	1.45
12	B	605	CDL	OB6-CB4	-2.10	1.41	1.46
12	B	603	CDL	OB8-CB6	-2.09	1.40	1.45
15	S	301	9Y0	O7-C21	2.09	1.40	1.34
12	B	607	CDL	OB8-CB6	-2.09	1.40	1.45
20	A	505	9YF	P-O2	2.09	1.66	1.60
17	N	608	MQ9	C36-C34	2.08	1.55	1.51
12	N	604	CDL	OB8-CB6	-2.08	1.40	1.45
12	D	201	CDL	OB6-CB4	-2.06	1.41	1.46
12	N	605	CDL	OB8-CB6	-2.06	1.40	1.45
16	B	602	HEM	C3B-C2B	-2.06	1.33	1.37
15	G	301	9Y0	O7-C21	2.05	1.40	1.34
12	B	606	CDL	OB8-CB6	-2.03	1.40	1.45
12	P	201	CDL	OB8-CB6	-2.02	1.40	1.45
12	B	603	CDL	PA1-OA2	2.02	1.67	1.59
12	B	605	CDL	PA1-OA2	2.02	1.67	1.59
12	N	606	CDL	PA1-OA2	2.01	1.67	1.59
12	B	605	CDL	PB2-OB5	2.01	1.67	1.59
17	O	302	MQ9	C6-C5	2.00	1.38	1.35
17	C	303	MQ9	C6-C5	2.00	1.38	1.35

All (497) bond angle outliers are listed below:

Mol	Chain	Res	Type	Atoms	Z	Observed(°)	Ideal(°)
17	N	608	MQ9	C7-C8-C9	-10.15	109.89	126.79
18	B	611	HV0	C25-C24-C27	-9.96	89.45	112.79
17	O	303	MQ9	C7-C8-C9	-9.88	110.34	126.79
17	B	610	MQ9	C7-C8-C9	-9.82	110.44	126.79
17	O	302	MQ9	C7-C8-C9	-9.82	110.45	126.79
17	N	607	MQ9	C7-C8-C9	-9.68	110.67	126.79
17	C	303	MQ9	C7-C8-C9	-9.58	110.85	126.79
18	N	609	HV0	C25-C24-C27	-9.36	90.85	112.79
17	A	502	MQ9	C7-C8-C9	-8.68	112.34	126.79
17	B	609	MQ9	C7-C8-C9	-8.43	112.76	126.79
14	R	606	HEA	C2B-C1B-NB	7.51	118.87	109.88
14	F	606	HEA	C2B-C1B-NB	7.49	118.86	109.88

Continued on next page...

*Continued from previous page...*

Mol	Chain	Res	Type	Atoms	Z	Observed(°)	Ideal(°)
14	F	607	HEA	C2B-C1B-NB	7.46	118.81	109.88
14	R	607	HEA	C2B-C1B-NB	7.41	118.76	109.88
17	O	303	MQ9	C12-C13-C14	-6.93	110.97	127.66
17	B	610	MQ9	C12-C13-C14	-6.79	111.30	127.66
17	N	607	MQ9	C12-C13-C14	-6.77	111.36	127.66
17	A	502	MQ9	C27-C28-C29	-6.76	111.39	127.66
14	R	606	HEA	C3B-C4B-NB	6.65	117.71	109.84
14	F	606	HEA	C3B-C4B-NB	6.64	117.71	109.84
14	R	607	HEA	C3B-C4B-NB	6.62	117.69	109.84
17	C	303	MQ9	C12-C13-C14	-6.62	111.72	127.66
17	O	302	MQ9	C12-C13-C14	-6.60	111.76	127.66
17	A	502	MQ9	C12-C13-C14	-6.59	111.78	127.66
14	F	607	HEA	C3B-C4B-NB	6.58	117.63	109.84
14	F	606	HEA	CHA-C4D-C3D	-6.55	115.22	124.84
14	R	606	HEA	CHA-C4D-C3D	-6.55	115.22	124.84
17	B	609	MQ9	C12-C13-C14	-6.53	111.94	127.66
17	O	303	MQ9	C42-C43-C44	-6.51	111.98	127.66
17	B	609	MQ9	C27-C28-C29	-6.51	111.98	127.66
17	N	608	MQ9	C42-C43-C44	-6.47	112.08	127.66
17	N	608	MQ9	C12-C13-C14	-6.40	112.25	127.66
17	B	610	MQ9	C27-C28-C29	-6.33	112.41	127.66
17	N	607	MQ9	C42-C43-C44	-6.33	112.42	127.66
17	O	303	MQ9	C27-C28-C29	-6.31	112.46	127.66
17	N	608	MQ9	C27-C28-C29	-6.30	112.50	127.66
17	O	302	MQ9	C17-C18-C19	-6.25	112.60	127.66
17	C	303	MQ9	C17-C18-C19	-6.19	112.75	127.66
17	B	610	MQ9	C17-C18-C19	-6.18	112.77	127.66
17	O	302	MQ9	C27-C28-C29	-6.16	112.82	127.66
17	B	609	MQ9	C17-C18-C19	-6.10	112.97	127.66
17	B	609	MQ9	C15-C14-C13	-6.08	108.09	123.68
17	O	302	MQ9	C11-C9-C8	-6.07	108.83	121.12
17	N	607	MQ9	C27-C28-C29	-6.06	113.06	127.66
17	B	610	MQ9	C42-C43-C44	-6.04	113.12	127.66
14	F	607	HEA	CHA-C4D-C3D	-6.03	115.97	124.84
14	R	607	HEA	CHA-C4D-C3D	-6.03	115.97	124.84
17	C	303	MQ9	C10-C9-C8	-6.01	108.27	123.68
17	N	607	MQ9	C17-C18-C19	-6.00	113.22	127.66
17	A	502	MQ9	C17-C18-C19	-6.00	113.22	127.66
17	B	610	MQ9	C11-C9-C8	-5.94	109.09	121.12
17	B	609	MQ9	C10-C9-C8	-5.92	108.49	123.68
17	C	303	MQ9	C15-C14-C13	-5.88	108.59	123.68
17	O	302	MQ9	C10-C9-C8	-5.87	108.62	123.68

*Continued on next page...*

*Continued from previous page...*

Mol	Chain	Res	Type	Atoms	Z	Observed(°)	Ideal(°)
17	A	502	MQ9	C15-C14-C13	-5.86	108.64	123.68
17	O	303	MQ9	C11-C9-C8	-5.86	109.27	121.12
17	N	607	MQ9	C15-C14-C13	-5.85	108.66	123.68
17	O	303	MQ9	C15-C14-C13	-5.85	108.66	123.68
17	N	608	MQ9	C17-C18-C19	-5.85	113.57	127.66
17	N	608	MQ9	C15-C14-C13	-5.81	108.77	123.68
17	O	303	MQ9	C17-C18-C19	-5.80	113.70	127.66
14	R	606	HEA	C3D-C4D-ND	5.80	115.97	110.36
17	O	302	MQ9	C15-C14-C13	-5.77	108.88	123.68
17	N	607	MQ9	C11-C9-C8	-5.75	109.49	121.12
14	F	606	HEA	C3D-C4D-ND	5.74	115.91	110.36
17	B	610	MQ9	C10-C9-C8	-5.73	108.98	123.68
17	C	303	MQ9	C27-C28-C29	-5.72	113.88	127.66
17	O	303	MQ9	C37-C38-C39	-5.71	113.90	127.66
17	B	610	MQ9	C15-C14-C13	-5.69	109.07	123.68
17	B	610	MQ9	C22-C23-C24	-5.69	113.95	127.66
17	A	502	MQ9	C10-C9-C8	-5.68	109.11	123.68
17	O	303	MQ9	C10-C9-C8	-5.66	109.15	123.68
17	N	607	MQ9	C10-C9-C8	-5.64	109.22	123.68
17	A	502	MQ9	C11-C9-C8	-5.60	109.79	121.12
14	R	606	HEA	CAD-C3D-C2D	5.56	138.24	127.88
14	F	606	HEA	CAD-C3D-C2D	5.56	138.23	127.88
17	C	303	MQ9	C11-C9-C8	-5.55	109.88	121.12
17	O	303	MQ9	C45-C44-C43	-5.48	109.63	123.68
17	B	609	MQ9	C11-C9-C8	-5.45	110.08	121.12
17	N	608	MQ9	C10-C9-C8	-5.45	109.70	123.68
17	O	303	MQ9	C22-C23-C24	-5.41	114.64	127.66
17	O	303	MQ9	C36-C34-C33	-5.40	110.18	121.12
17	N	607	MQ9	C37-C38-C39	-5.38	114.71	127.66
17	B	609	MQ9	C22-C23-C24	-5.35	114.78	127.66
17	N	608	MQ9	C36-C34-C33	-5.35	110.29	121.12
17	N	608	MQ9	C22-C23-C24	-5.33	114.84	127.66
17	O	302	MQ9	C36-C34-C33	-5.32	110.34	121.12
18	B	611	HV0	C23-C24-C27	5.31	125.24	112.79
17	B	610	MQ9	C46-C44-C43	-5.28	110.44	121.12
17	N	608	MQ9	C37-C38-C39	-5.27	114.96	127.66
17	B	610	MQ9	C32-C33-C34	-5.27	114.97	127.66
17	N	608	MQ9	C11-C9-C8	-5.24	110.50	121.12
17	O	302	MQ9	C22-C23-C24	-5.23	115.06	127.66
17	B	610	MQ9	C45-C44-C43	-5.23	110.26	123.68
17	A	502	MQ9	C22-C23-C24	-5.21	115.12	127.66
14	F	607	HEA	C27-C19-C20	5.21	124.03	115.27

*Continued on next page...*

*Continued from previous page...*

Mol	Chain	Res	Type	Atoms	Z	Observed(°)	Ideal(°)
14	R	606	HEA	C4B-NB-C1B	-5.20	99.71	105.07
17	N	607	MQ9	C22-C23-C24	-5.19	115.17	127.66
14	R	607	HEA	C27-C19-C20	5.18	123.98	115.27
17	B	610	MQ9	C37-C38-C39	-5.16	115.24	127.66
14	F	606	HEA	C4B-NB-C1B	-5.15	99.75	105.07
14	F	606	HEA	C27-C19-C20	5.15	123.93	115.27
17	N	607	MQ9	C45-C44-C43	-5.12	110.55	123.68
14	R	606	HEA	C27-C19-C20	5.12	123.88	115.27
17	O	303	MQ9	C46-C44-C43	-5.11	110.78	121.12
14	R	607	HEA	C3D-C4D-ND	5.09	115.29	110.36
14	F	607	HEA	C3D-C4D-ND	5.08	115.27	110.36
17	N	607	MQ9	C36-C34-C33	-5.07	110.85	121.12
14	F	607	HEA	C4B-NB-C1B	-5.06	99.84	105.07
14	R	607	HEA	C4B-NB-C1B	-5.04	99.87	105.07
17	C	303	MQ9	C22-C23-C24	-5.03	115.56	127.66
14	R	606	HEA	CHC-C4B-NB	-5.02	118.18	124.38
17	N	608	MQ9	C45-C44-C43	-5.02	110.81	123.68
14	F	606	HEA	CHC-C4B-NB	-5.01	118.19	124.38
17	N	608	MQ9	C46-C44-C43	-5.01	110.98	121.12
17	A	502	MQ9	C7-C6-C1	5.00	123.85	118.50
17	N	607	MQ9	C46-C44-C43	-5.00	111.00	121.12
18	N	609	HV0	C23-C24-C27	4.99	124.49	112.79
14	F	607	HEA	CHC-C4B-NB	-4.99	118.22	124.38
17	C	303	MQ9	C36-C34-C33	-4.97	111.06	121.12
14	R	607	HEA	CHC-C4B-NB	-4.97	118.25	124.38
14	F	607	HEA	CAD-C3D-C2D	4.95	137.10	127.88
17	B	610	MQ9	C40-C39-C38	-4.93	111.02	123.68
17	B	610	MQ9	C36-C34-C33	-4.93	111.13	121.12
14	R	607	HEA	CAD-C3D-C2D	4.92	137.03	127.88
17	N	608	MQ9	C40-C39-C38	-4.91	111.08	123.68
17	O	302	MQ9	C16-C14-C13	-4.90	111.19	121.12
17	B	610	MQ9	C16-C14-C13	-4.86	111.29	121.12
17	O	303	MQ9	C40-C39-C38	-4.84	111.27	123.68
17	N	607	MQ9	C32-C33-C34	-4.81	116.08	127.66
17	O	302	MQ9	C32-C33-C34	-4.80	116.11	127.66
17	N	607	MQ9	C41-C39-C38	-4.79	111.43	121.12
17	O	303	MQ9	C41-C39-C38	-4.77	111.47	121.12
17	N	607	MQ9	C40-C39-C38	-4.76	111.45	123.68
17	O	303	MQ9	C32-C33-C34	-4.76	116.20	127.66
17	B	610	MQ9	C25-C24-C23	-4.72	111.56	123.68
14	F	606	HEA	C20-C19-C18	-4.72	111.57	121.12
17	N	608	MQ9	C32-C33-C34	-4.71	116.32	127.66

*Continued on next page...*

*Continued from previous page...*

Mol	Chain	Res	Type	Atoms	Z	Observed(°)	Ideal(°)
14	R	606	HEA	C20-C19-C18	-4.70	111.60	121.12
14	F	606	HEA	C13-C14-C15	4.67	138.90	127.66
17	N	608	MQ9	C16-C14-C13	-4.65	111.70	121.12
12	B	608	CDL	OB6-CB5-C51	4.65	121.53	111.50
14	R	606	HEA	C13-C14-C15	4.65	138.85	127.66
17	N	607	MQ9	C16-C14-C13	-4.63	111.74	121.12
17	A	502	MQ9	C30-C29-C28	-4.63	111.81	123.68
17	N	608	MQ9	C41-C39-C38	-4.62	111.78	121.12
17	C	303	MQ9	C16-C14-C13	-4.58	111.85	121.12
17	B	609	MQ9	C16-C14-C13	-4.58	111.85	121.12
12	B	607	CDL	OA6-CA5-C11	4.55	121.31	111.50
17	A	502	MQ9	C16-C14-C13	-4.54	111.93	121.12
17	B	609	MQ9	C36-C34-C33	-4.53	109.56	122.65
17	B	610	MQ9	C35-C34-C33	-4.53	112.07	123.68
12	N	604	CDL	OB6-CB5-C51	4.44	121.08	111.50
18	N	609	HV0	C19-C18-N21	-4.44	115.26	121.38
17	B	609	MQ9	C25-C24-C23	-4.44	112.29	123.68
17	C	303	MQ9	C20-C19-C18	-4.43	112.32	123.68
17	O	302	MQ9	C30-C29-C28	-4.39	112.41	123.68
17	O	302	MQ9	C25-C24-C23	-4.37	112.46	123.68
17	A	502	MQ9	C36-C34-C33	-4.37	110.02	122.65
17	O	303	MQ9	C47-C48-C49	-4.37	112.83	127.75
17	B	609	MQ9	C20-C19-C18	-4.35	112.52	123.68
17	O	302	MQ9	C20-C19-C18	-4.34	112.55	123.68
12	P	201	CDL	OB6-CB5-C51	4.33	120.84	111.50
14	F	607	HEA	C20-C19-C18	-4.33	112.35	121.12
17	C	303	MQ9	C25-C24-C23	-4.33	112.58	123.68
17	O	303	MQ9	C25-C24-C23	-4.33	112.58	123.68
17	N	608	MQ9	C30-C29-C28	-4.32	112.61	123.68
17	B	609	MQ9	C30-C29-C28	-4.32	112.61	123.68
12	B	603	CDL	OA6-CA5-C11	4.31	120.80	111.50
17	N	608	MQ9	C25-C24-C23	-4.31	112.62	123.68
17	N	607	MQ9	C25-C24-C23	-4.30	112.65	123.68
14	R	607	HEA	C20-C19-C18	-4.30	112.42	121.12
17	O	303	MQ9	C16-C14-C13	-4.30	112.42	121.12
12	B	606	CDL	OA6-CA5-C11	4.30	120.76	111.50
17	B	610	MQ9	C47-C48-C49	-4.30	113.06	127.75
17	B	610	MQ9	C30-C29-C28	-4.29	112.66	123.68
20	M	504	9YF	C6-C7-C2	4.29	119.48	109.68
17	B	610	MQ9	C20-C19-C18	-4.29	112.68	123.68
14	F	606	HEA	CHB-C1B-C2B	-4.28	118.29	124.98
17	A	502	MQ9	C20-C19-C18	-4.28	112.70	123.68

*Continued on next page...*

*Continued from previous page...*

Mol	Chain	Res	Type	Atoms	Z	Observed(°)	Ideal(°)
12	D	201	CDL	OB6-CB5-C51	4.27	120.70	111.50
17	A	502	MQ9	C25-C24-C23	-4.27	112.73	123.68
12	D	201	CDL	OA6-CA5-C11	4.26	120.69	111.50
17	B	610	MQ9	C41-C39-C38	-4.25	112.52	121.12
14	R	606	HEA	CHB-C1B-C2B	-4.25	118.34	124.98
12	N	604	CDL	OA6-CA5-C11	4.23	120.62	111.50
17	C	303	MQ9	C30-C29-C28	-4.23	112.82	123.68
12	B	603	CDL	OB6-CB5-C51	4.23	120.61	111.50
17	O	303	MQ9	C30-C29-C28	-4.23	112.84	123.68
17	N	607	MQ9	C47-C48-C49	-4.22	113.31	127.75
17	N	608	MQ9	C47-C48-C49	-4.21	113.36	127.75
12	N	605	CDL	OB6-CB5-C51	4.20	120.56	111.50
14	F	607	HEA	CHB-C1B-C2B	-4.18	118.45	124.98
20	A	503	9YF	O9-C8-C9	4.17	120.49	111.50
12	R	601	CDL	OB6-CB5-C51	4.17	120.48	111.50
12	P	201	CDL	OA6-CA5-C11	4.16	120.47	111.50
17	C	303	MQ9	C32-C33-C34	-4.16	117.66	127.66
17	N	607	MQ9	C30-C29-C28	-4.13	113.08	123.68
14	R	606	HEA	C4B-C3B-C2B	-4.13	100.35	107.41
12	O	301	CDL	OB6-CB5-C51	4.13	120.40	111.50
14	F	606	HEA	C4B-C3B-C2B	-4.13	100.36	107.41
14	R	607	HEA	CHB-C1B-C2B	-4.13	118.53	124.98
12	B	606	CDL	OB6-CB5-C51	4.12	120.38	111.50
12	R	602	CDL	OA6-CA5-C11	4.12	120.37	111.50
12	F	601	CDL	OB6-CB5-C51	4.12	120.37	111.50
12	F	602	CDL	OA6-CA5-C11	4.11	120.37	111.50
12	B	608	CDL	OA6-CA5-C11	4.11	120.36	111.50
20	M	504	9YF	O9-C8-C9	4.11	120.35	111.50
14	F	606	HEA	CHA-C4D-ND	4.09	128.87	124.43
12	R	601	CDL	OA6-CA5-C11	4.08	120.28	111.50
12	F	601	CDL	OA6-CA5-C11	4.07	120.28	111.50
20	A	505	9YF	C4-C3-C2	4.07	118.98	109.68
12	A	504	CDL	OB6-CB5-C51	4.07	120.27	111.50
17	O	302	MQ9	C31-C29-C28	-4.07	112.89	121.12
17	O	302	MQ9	C40-C39-C38	-4.06	110.91	122.65
14	R	607	HEA	C4B-C3B-C2B	-4.05	100.49	107.41
12	A	504	CDL	OA6-CA5-C11	4.05	120.22	111.50
14	R	606	HEA	CHA-C4D-ND	4.03	128.81	124.43
12	B	607	CDL	OB6-CB5-C51	4.02	120.17	111.50
17	B	609	MQ9	C31-C29-C28	-4.02	112.98	121.12
17	N	608	MQ9	C26-C24-C23	-4.02	112.99	121.12
14	F	607	HEA	C4B-C3B-C2B	-4.00	100.58	107.41

*Continued on next page...*

*Continued from previous page...*

Mol	Chain	Res	Type	Atoms	Z	Observed(°)	Ideal(°)
17	O	303	MQ9	C20-C19-C18	-4.00	113.42	123.68
17	N	608	MQ9	C31-C29-C28	-4.00	113.03	121.12
14	F	606	HEA	C21-C20-C19	-3.99	99.84	112.98
12	N	605	CDL	OA6-CA5-C11	3.99	120.10	111.50
17	C	303	MQ9	C31-C29-C28	-3.98	113.05	121.12
14	R	606	HEA	C21-C20-C19	-3.98	99.90	112.98
14	R	607	HEA	C13-C14-C15	3.98	137.23	127.66
12	N	606	CDL	OA6-CA5-C11	3.98	120.07	111.50
14	F	607	HEA	CHA-C4D-ND	3.97	128.75	124.43
17	O	302	MQ9	C35-C34-C33	-3.96	113.52	123.68
14	R	607	HEA	CHA-C4D-ND	3.96	128.73	124.43
14	F	607	HEA	C13-C14-C15	3.95	137.18	127.66
12	N	606	CDL	OB6-CB5-C51	3.95	120.01	111.50
20	A	505	9YF	O9-C8-C9	3.95	120.01	111.50
17	O	302	MQ9	C37-C38-C39	-3.94	114.27	127.75
20	M	503	9YF	O9-C8-C9	3.94	119.99	111.50
17	O	303	MQ9	C50-C49-C48	-3.92	111.31	122.65
12	B	605	CDL	OA6-CA5-C11	3.91	119.92	111.50
12	R	602	CDL	OB6-CB5-C51	3.89	119.89	111.50
17	N	608	MQ9	C20-C19-C18	-3.89	113.69	123.68
12	F	602	CDL	OB6-CB5-C51	3.89	119.89	111.50
12	M	502	CDL	OB6-CB5-C51	3.89	119.88	111.50
17	N	607	MQ9	C31-C29-C28	-3.88	113.26	121.12
17	B	610	MQ9	C50-C49-C48	-3.88	111.44	122.65
17	N	607	MQ9	C26-C24-C23	-3.87	113.28	121.12
14	F	607	HEA	C21-C20-C19	-3.87	100.25	112.98
14	F	607	HEA	C26-C15-C16	-3.85	108.79	115.27
17	N	607	MQ9	C20-C19-C18	-3.85	113.79	123.68
17	O	302	MQ9	C41-C39-C38	-3.85	111.51	122.65
14	R	607	HEA	C21-C20-C19	-3.85	100.33	112.98
17	O	303	MQ9	C31-C29-C28	-3.84	113.34	121.12
14	R	607	HEA	C26-C15-C16	-3.83	108.82	115.27
17	B	610	MQ9	C31-C29-C28	-3.83	113.36	121.12
14	R	606	HEA	OMA-CMA-C3A	-3.83	116.56	124.91
14	F	606	HEA	OMA-CMA-C3A	-3.83	116.57	124.91
17	A	502	MQ9	C26-C24-C23	-3.82	113.38	121.12
15	G	301	9Y0	O7-C21-C22	3.82	119.73	111.50
17	O	303	MQ9	C35-C34-C33	-3.81	113.90	123.68
17	N	607	MQ9	C51-C49-C48	-3.80	111.65	122.65
17	O	303	MQ9	C26-C24-C23	-3.80	113.43	121.12
15	S	301	9Y0	O7-C21-C22	3.79	119.67	111.50
17	A	502	MQ9	C31-C29-C28	-3.79	113.45	121.12

*Continued on next page...*



*Continued from previous page...*

Mol	Chain	Res	Type	Atoms	Z	Observed(°)	Ideal(°)
17	B	610	MQ9	C51-C49-C48	-3.79	111.70	122.65
17	C	303	MQ9	C41-C39-C38	-3.78	111.73	122.65
17	O	303	MQ9	C51-C49-C48	-3.77	111.74	122.65
17	N	608	MQ9	C50-C49-C48	-3.76	111.78	122.65
17	N	608	MQ9	C35-C34-C33	-3.76	114.03	123.68
12	O	301	CDL	OA6-CA5-C11	3.76	119.60	111.50
17	N	608	MQ9	C51-C49-C48	-3.74	111.83	122.65
17	C	303	MQ9	C26-C24-C23	-3.72	113.60	121.12
17	C	303	MQ9	C35-C34-C33	-3.71	114.15	123.68
17	N	607	MQ9	C50-C49-C48	-3.71	111.92	122.65
17	N	607	MQ9	C35-C34-C33	-3.69	114.20	123.68
17	B	609	MQ9	C26-C24-C23	-3.69	113.64	121.12
17	B	610	MQ9	C45-C44-C46	-3.69	109.07	115.27
17	C	303	MQ9	C40-C39-C38	-3.69	111.99	122.65
20	M	504	9YF	C7-C6-C5	3.66	117.22	110.82
17	C	303	MQ9	C37-C38-C39	-3.66	115.24	127.75
14	F	607	HEA	C16-C15-C14	3.65	128.51	121.12
17	O	302	MQ9	C26-C24-C23	-3.64	113.74	121.12
14	R	607	HEA	C16-C15-C14	3.63	128.47	121.12
18	N	609	HV0	C10-C11-N13	3.63	120.77	113.85
12	M	502	CDL	OA6-CA5-C11	3.62	119.31	111.50
17	B	610	MQ9	C26-C24-C23	-3.61	113.82	121.12
12	B	605	CDL	OB6-CB5-C51	3.60	119.27	111.50
17	B	609	MQ9	C32-C33-C34	-3.60	115.45	127.75
17	O	303	MQ9	C21-C19-C18	-3.55	113.93	121.12
14	R	606	HEA	C25-C23-C22	-3.55	112.40	122.65
14	F	606	HEA	C25-C23-C22	-3.54	112.40	122.65
20	A	505	9YF	C5-C4-C3	3.53	116.99	110.82
20	M	503	9YF	C6-C5-C4	3.51	116.95	110.82
17	N	608	MQ9	C21-C19-C18	-3.48	114.08	121.12
14	R	606	HEA	O2A-CGA-CBA	3.47	125.18	114.03
14	R	606	HEA	C4D-C3D-C2D	-3.47	101.84	106.90
14	F	606	HEA	C4D-C3D-C2D	-3.45	101.86	106.90
14	F	606	HEA	O2A-CGA-CBA	3.44	125.09	114.03
14	R	606	HEA	C16-C15-C14	3.44	128.07	121.12
14	F	606	HEA	C16-C15-C14	3.43	128.07	121.12
17	B	609	MQ9	C21-C19-C18	-3.42	114.20	121.12
17	B	610	MQ9	C21-C19-C18	-3.41	114.21	121.12
14	R	607	HEA	C25-C23-C22	-3.39	112.85	122.65
14	F	606	HEA	C2D-C1D-ND	3.39	113.85	109.84
17	A	502	MQ9	C21-C19-C18	-3.38	114.28	121.12
14	F	607	HEA	C25-C23-C22	-3.37	112.90	122.65

*Continued on next page...*

*Continued from previous page...*

Mol	Chain	Res	Type	Atoms	Z	Observed(°)	Ideal(°)
14	R	606	HEA	C2D-C1D-ND	3.36	113.83	109.84
17	O	303	MQ9	C45-C44-C46	-3.36	109.61	115.27
17	A	502	MQ9	C32-C33-C34	-3.33	116.36	127.75
14	F	607	HEA	O2A-CGA-CBA	3.33	124.72	114.03
14	R	607	HEA	O2A-CGA-CBA	3.32	124.69	114.03
17	N	608	MQ9	C45-C44-C46	-3.28	109.75	115.27
14	R	607	HEA	C2D-C1D-ND	3.25	113.69	109.84
17	O	302	MQ9	C21-C19-C18	-3.24	114.56	121.12
14	F	607	HEA	C2D-C1D-ND	3.23	113.67	109.84
17	N	607	MQ9	C45-C44-C46	-3.20	109.88	115.27
17	N	607	MQ9	C21-C19-C18	-3.15	114.73	121.12
18	B	611	HV0	C10-C11-N13	3.15	119.86	113.85
14	R	607	HEA	C4D-C3D-C2D	-3.15	102.31	106.90
14	F	607	HEA	C4D-C3D-C2D	-3.14	102.32	106.90
17	A	502	MQ9	C35-C34-C33	-3.14	113.57	122.65
17	B	610	MQ9	C40-C39-C41	-3.12	110.02	115.27
14	F	606	HEA	C26-C15-C16	-3.12	110.03	115.27
14	R	607	HEA	C1D-C2D-C3D	-3.11	103.69	106.96
17	B	609	MQ9	C35-C34-C33	-3.10	113.68	122.65
14	R	606	HEA	C26-C15-C16	-3.10	110.05	115.27
14	F	607	HEA	C1B-C2B-C3B	-3.07	103.13	106.80
14	F	607	HEA	C1D-C2D-C3D	-3.06	103.74	106.96
17	O	303	MQ9	C35-C34-C36	-3.04	110.15	115.27
14	F	606	HEA	C1D-C2D-C3D	-3.04	103.76	106.96
14	R	606	HEA	C1D-C2D-C3D	-3.02	103.79	106.96
14	R	607	HEA	C1B-C2B-C3B	-3.01	103.20	106.80
20	A	505	9YF	C7-C2-C3	3.00	115.18	110.85
18	B	611	HV0	C01-C02-N03	3.00	126.15	119.75
17	N	608	MQ9	C40-C39-C41	-2.97	110.27	115.27
12	D	201	CDL	OB8-CB7-C71	2.95	121.15	111.91
17	B	610	MQ9	C35-C34-C36	-2.94	110.32	115.27
12	N	606	CDL	OB8-CB7-C71	2.92	121.08	111.91
17	O	303	MQ9	C40-C39-C41	-2.92	110.36	115.27
16	B	602	HEM	C4B-CHC-C1C	2.92	126.41	122.56
14	F	606	HEA	C1B-C2B-C3B	-2.91	103.32	106.80
16	N	602	HEM	C4B-CHC-C1C	2.91	126.40	122.56
18	N	609	HV0	C22-N21-C18	2.90	125.92	118.09
18	N	609	HV0	C17-C18-N21	2.89	125.37	121.38
14	R	606	HEA	C1B-C2B-C3B	-2.88	103.36	106.80
12	N	604	CDL	OB8-CB7-C71	2.88	120.93	111.91
17	N	608	MQ9	C25-C24-C26	-2.87	110.45	115.27
20	M	504	9YF	C7-C2-C3	2.86	114.98	110.85

*Continued on next page...*

*Continued from previous page...*

Mol	Chain	Res	Type	Atoms	Z	Observed(°)	Ideal(°)
12	B	605	CDL	OB8-CB7-C71	2.86	120.89	111.91
17	C	303	MQ9	C21-C19-C18	-2.84	115.37	121.12
12	F	602	CDL	OB8-CB7-C71	2.82	120.77	111.91
17	B	610	MQ9	C25-C24-C26	-2.81	110.54	115.27
12	R	602	CDL	OB8-CB7-C71	2.81	120.73	111.91
17	C	303	MQ9	C35-C34-C36	-2.80	110.56	115.27
17	B	609	MQ9	C25-C24-C26	-2.79	110.58	115.27
20	A	503	9YF	O4-C4-C5	2.79	116.80	110.35
12	P	201	CDL	OB8-CB7-C71	2.78	120.64	111.91
14	R	606	HEA	C12-C13-C14	-2.78	104.90	112.23
14	F	606	HEA	C12-C13-C14	-2.77	104.93	112.23
18	N	609	HV0	C01-C02-N03	2.76	125.64	119.75
14	R	607	HEA	C17-C16-C15	-2.76	103.89	112.98
14	F	607	HEA	C12-C13-C14	-2.76	104.94	112.23
16	N	602	HEM	C1B-NB-C4B	2.76	107.92	105.07
17	N	607	MQ9	C40-C39-C41	-2.76	110.64	115.27
12	B	608	CDL	OA8-CA7-C31	2.76	120.56	111.91
17	O	302	MQ9	C35-C34-C36	-2.75	110.65	115.27
14	R	606	HEA	O2A-CGA-O1A	-2.75	116.45	123.30
21	O	305	HEC	CBA-CAA-C2A	-2.74	107.98	112.60
12	B	607	CDL	OA8-CA7-C31	2.74	120.51	111.91
21	C	302	HEC	CBA-CAA-C2A	-2.74	107.99	112.60
12	B	607	CDL	OB8-CB7-C71	2.74	120.50	111.91
14	F	607	HEA	C17-C16-C15	-2.74	103.98	112.98
14	F	607	HEA	O2A-CGA-O1A	-2.73	116.48	123.30
12	N	606	CDL	OA8-CA7-C31	2.73	120.49	111.91
14	R	607	HEA	C12-C13-C14	-2.73	105.02	112.23
12	A	504	CDL	OA8-CA7-C31	2.72	120.45	111.91
16	B	602	HEM	C1B-NB-C4B	2.72	107.88	105.07
14	F	606	HEA	O2A-CGA-O1A	-2.72	116.52	123.30
14	F	606	HEA	CAD-C3D-C4D	-2.72	119.91	124.66
14	R	606	HEA	CAD-C3D-C4D	-2.71	119.91	124.66
17	B	609	MQ9	C10-C9-C11	-2.71	110.71	115.27
12	R	601	CDL	OB8-CB7-C71	2.70	120.39	111.91
12	F	601	CDL	OB8-CB7-C71	2.70	120.38	111.91
14	R	607	HEA	O2A-CGA-O1A	-2.70	116.58	123.30
17	O	303	MQ9	C25-C24-C26	-2.69	110.74	115.27
12	B	606	CDL	OA8-CA7-C31	2.69	120.35	111.91
12	B	603	CDL	OA8-CA7-C31	2.68	120.32	111.91
12	O	301	CDL	OA8-CA7-C31	2.68	120.32	111.91
12	N	605	CDL	OA8-CA7-C31	2.67	120.30	111.91
12	B	606	CDL	OB8-CB7-C71	2.67	120.30	111.91

*Continued on next page...*

*Continued from previous page...*

Mol	Chain	Res	Type	Atoms	Z	Observed(°)	Ideal(°)
15	G	301	9Y0	O5-C5-C6	2.67	120.28	111.91
12	B	608	CDL	OB8-CB7-C71	2.67	120.27	111.91
12	F	601	CDL	OA8-CA7-C31	2.66	120.27	111.91
12	R	601	CDL	OA8-CA7-C31	2.66	120.27	111.91
15	S	301	9Y0	O5-C5-C6	2.64	120.19	111.91
17	B	609	MQ9	C7-C6-C1	2.63	121.32	118.50
17	A	502	MQ9	C8-C7-C6	2.63	119.13	112.05
12	A	504	CDL	OB8-CB7-C71	2.62	120.14	111.91
17	O	302	MQ9	C25-C24-C26	-2.62	110.87	115.27
12	B	603	CDL	OB8-CB7-C71	2.61	120.08	111.91
17	A	502	MQ9	C25-C24-C26	-2.60	110.89	115.27
20	A	505	9YF	O11-C25-C26	2.60	120.06	111.91
12	M	502	CDL	OA8-CA7-C31	2.60	120.06	111.91
17	N	607	MQ9	C35-C34-C36	-2.58	110.93	115.27
12	B	605	CDL	OA8-CA7-C31	2.58	120.00	111.91
20	M	503	9YF	O11-C25-C26	2.58	120.00	111.91
20	A	503	9YF	O11-C25-C26	2.58	120.00	111.91
12	M	502	CDL	OB8-CB7-C71	2.58	119.99	111.91
17	N	607	MQ9	C25-C24-C26	-2.57	110.94	115.27
20	M	504	9YF	O11-C25-C26	2.57	119.97	111.91
17	C	303	MQ9	C25-C24-C26	-2.56	110.96	115.27
12	P	201	CDL	OA8-CA7-C31	2.54	119.88	111.91
20	A	503	9YF	C4-C3-C2	2.54	115.47	109.68
12	D	201	CDL	OA8-CA7-C31	2.54	119.87	111.91
14	F	606	HEA	C17-C16-C15	-2.53	104.67	112.98
14	R	606	HEA	C17-C16-C15	-2.53	104.67	112.98
12	N	605	CDL	OB8-CB7-C71	2.53	119.83	111.91
21	O	305	HEC	CMB-C2B-C1B	-2.53	124.58	128.46
16	N	601	HEM	CMA-C3A-C4A	-2.52	124.58	128.46
16	B	601	HEM	CMA-C3A-C4A	-2.52	124.59	128.46
12	O	301	CDL	OB8-CB7-C71	2.50	119.75	111.91
12	N	604	CDL	OA8-CA7-C31	2.50	119.75	111.91
17	B	610	MQ9	C10-C9-C11	-2.49	111.08	115.27
16	N	602	HEM	C3B-C2B-C1B	2.49	108.33	106.49
21	C	302	HEC	CMB-C2B-C1B	-2.48	124.66	128.46
17	O	303	MQ9	C15-C14-C16	-2.47	111.11	115.27
14	R	606	HEA	O1A-CGA-CBA	-2.47	115.16	123.08
18	N	609	HV0	C15-C14-N13	-2.46	107.77	113.05
14	F	607	HEA	CAA-CBA-CGA	-2.45	106.89	113.76
14	F	606	HEA	O1A-CGA-CBA	-2.45	115.21	123.08
16	B	602	HEM	C3B-C2B-C1B	2.45	108.30	106.49
14	R	607	HEA	CAA-CBA-CGA	-2.42	106.96	113.76

*Continued on next page...*

*Continued from previous page...*

Mol	Chain	Res	Type	Atoms	Z	Observed(°)	Ideal(°)
12	F	602	CDL	OA8-CA7-C31	2.42	119.51	111.91
12	R	602	CDL	OA8-CA7-C31	2.41	119.48	111.91
14	R	607	HEA	O1A-CGA-CBA	-2.41	115.34	123.08
21	O	305	HEC	C1D-C2D-C3D	-2.40	105.33	107.00
17	N	608	MQ9	C35-C34-C36	-2.38	111.26	115.27
14	F	607	HEA	O1A-CGA-CBA	-2.38	115.43	123.08
14	R	607	HEA	C13-C12-C11	2.35	117.88	114.35
21	C	302	HEC	C1D-C2D-C3D	-2.35	105.36	107.00
17	C	303	MQ9	C15-C14-C16	-2.34	111.33	115.27
14	F	607	HEA	CAD-C3D-C4D	-2.34	120.57	124.66
18	N	609	HV0	C02-N03-N04	2.34	107.54	104.76
16	B	601	HEM	C4D-ND-C1D	2.34	107.49	105.07
14	F	607	HEA	O11-C11-C12	-2.34	102.89	109.42
14	F	607	HEA	O2D-CGD-O1D	-2.34	117.48	123.30
17	B	609	MQ9	C15-C14-C16	-2.33	111.34	115.27
18	B	611	HV0	C02-N03-N04	2.33	107.53	104.76
20	A	505	9YF	C-O9-C8	-2.32	112.07	117.79
14	R	607	HEA	O11-C11-C12	-2.32	102.93	109.42
14	R	607	HEA	O2D-CGD-O1D	-2.32	117.53	123.30
12	O	301	CDL	CB4-OB6-CB5	-2.32	112.09	117.79
14	F	607	HEA	C13-C12-C11	2.30	117.81	114.35
21	C	301	HEC	CMB-C2B-C1B	-2.30	124.93	128.46
17	C	303	MQ9	C10-C9-C11	-2.30	111.41	115.27
14	R	607	HEA	CAD-C3D-C4D	-2.30	120.64	124.66
16	N	602	HEM	CAD-CBD-CGD	-2.28	108.69	113.60
16	B	602	HEM	CAD-CBD-CGD	-2.28	108.70	113.60
17	A	502	MQ9	C15-C14-C16	-2.27	111.46	115.27
17	A	502	MQ9	C10-C9-C11	-2.26	111.47	115.27
14	R	606	HEA	O2D-CGD-O1D	-2.26	117.67	123.30
16	B	601	HEM	C3C-C2C-C1C	2.24	108.39	106.85
14	F	606	HEA	O2D-CGD-O1D	-2.24	117.72	123.30
21	O	304	HEC	CMB-C2B-C1B	-2.23	125.03	128.46
17	O	303	MQ9	C10-C9-C11	-2.23	111.52	115.27
16	N	601	HEM	C4D-ND-C1D	2.22	107.37	105.07
14	R	606	HEA	CAA-CBA-CGA	-2.22	107.54	113.76
16	B	602	HEM	CMA-C3A-C4A	-2.21	125.06	128.46
20	M	504	9YF	O7-C7-C2	2.21	115.80	109.94
20	M	504	9YF	C-O9-C8	-2.20	112.36	117.79
20	M	503	9YF	C5-C4-C3	2.20	114.67	110.82
16	N	602	HEM	CMA-C3A-C4A	-2.20	125.08	128.46
16	N	601	HEM	C3C-C2C-C1C	2.20	108.37	106.85
14	F	606	HEA	CAA-CBA-CGA	-2.19	107.61	113.76

*Continued on next page...*

Continued from previous page...

Mol	Chain	Res	Type	Atoms	Z	Observed(°)	Ideal(°)
17	C	303	MQ9	C3A-C3-C2	2.17	121.67	119.26
14	R	607	HEA	CMD-C2D-C1D	2.17	128.34	125.04
20	M	503	9YF	O7-C7-C6	-2.16	105.36	110.35
18	N	609	HV0	C22-C23-C24	2.16	113.59	111.04
17	N	608	MQ9	C8-C7-C6	2.15	117.84	112.05
17	O	302	MQ9	C7-C6-C1	2.15	120.80	118.50
18	N	609	HV0	C25-C24-C23	2.14	114.01	109.56
14	F	607	HEA	CMD-C2D-C1D	2.12	128.28	125.04
14	R	606	HEA	O11-C11-C12	-2.12	103.49	109.42
14	F	606	HEA	O11-C11-C12	-2.11	103.52	109.42
16	N	601	HEM	C1B-NB-C4B	2.10	107.24	105.07
16	N	602	HEM	CMC-C2C-C3C	2.09	128.59	124.68
17	O	302	MQ9	C15-C14-C16	-2.09	111.76	115.27
17	B	610	MQ9	C15-C14-C16	-2.09	111.76	115.27
17	N	608	MQ9	C15-C14-C16	-2.08	111.77	115.27
16	B	602	HEM	CMC-C2C-C3C	2.07	128.56	124.68
16	B	602	HEM	C4D-ND-C1D	2.05	107.19	105.07
16	B	601	HEM	C1B-NB-C4B	2.04	107.18	105.07
21	O	305	HEC	CBD-CAD-C3D	-2.03	109.16	112.62
17	A	502	MQ9	C5M-C5-C6	-2.03	121.10	124.40
21	C	301	HEC	CBA-CAA-C2A	-2.01	109.21	112.60
21	O	304	HEC	CBA-CAA-C2A	-2.01	109.22	112.60
21	C	302	HEC	CBD-CAD-C3D	-2.01	109.19	112.62

All (12) chirality outliers are listed below:

Mol	Chain	Res	Type	Atom
14	F	606	HEA	ND
14	F	606	HEA	NA
14	F	606	HEA	NB
14	F	607	HEA	ND
14	F	607	HEA	NA
14	F	607	HEA	NB
14	R	606	HEA	ND
14	R	606	HEA	NA
14	R	606	HEA	NB
14	R	607	HEA	ND
14	R	607	HEA	NA
14	R	607	HEA	NB

All (1282) torsion outliers are listed below:

Mol	Chain	Res	Type	Atoms
12	F	601	CDL	CB2-OB2-PB2-OB3
12	F	601	CDL	OB5-CB3-CB4-OB6
12	F	602	CDL	CA3-OA5-PA1-OA4
12	F	602	CDL	CB3-OB5-PB2-OB3
12	F	602	CDL	CB3-OB5-PB2-OB4
12	F	602	CDL	OB5-CB3-CB4-OB6
12	D	201	CDL	OA7-CA5-OA6-CA4
12	D	201	CDL	C11-CA5-OA6-CA4
12	R	601	CDL	CB2-OB2-PB2-OB3
12	R	601	CDL	OB5-CB3-CB4-OB6
12	R	602	CDL	CA3-OA5-PA1-OA4
12	R	602	CDL	CB3-OB5-PB2-OB3
12	R	602	CDL	CB3-OB5-PB2-OB4
12	R	602	CDL	OB5-CB3-CB4-OB6
12	P	201	CDL	C11-CA5-OA6-CA4
12	P	201	CDL	CB3-OB5-PB2-OB3
12	P	201	CDL	C51-CB5-OB6-CB4
12	N	604	CDL	CA2-OA2-PA1-OA3
12	N	604	CDL	CA2-OA2-PA1-OA4
12	N	604	CDL	CA2-OA2-PA1-OA5
12	N	604	CDL	C11-CA5-OA6-CA4
12	N	604	CDL	CB2-OB2-PB2-OB3
12	N	604	CDL	CB2-OB2-PB2-OB4
12	N	604	CDL	CB3-OB5-PB2-OB3
12	N	604	CDL	OB7-CB5-OB6-CB4
12	N	605	CDL	CA3-OA5-PA1-OA3
12	N	605	CDL	CA3-OA5-PA1-OA4
12	N	605	CDL	C11-CA5-OA6-CA4
12	N	605	CDL	CB2-OB2-PB2-OB3
12	N	605	CDL	CB2-OB2-PB2-OB4
12	N	605	CDL	C51-CB5-OB6-CB4
12	N	606	CDL	CA2-OA2-PA1-OA3
12	N	606	CDL	CA3-OA5-PA1-OA3
12	N	606	CDL	OA7-CA5-OA6-CA4
12	M	502	CDL	CA3-OA5-PA1-OA3
12	M	502	CDL	CB2-OB2-PB2-OB3
12	M	502	CDL	CB2-OB2-PB2-OB4
12	M	502	CDL	CB2-OB2-PB2-OB5
12	M	502	CDL	CB3-OB5-PB2-OB3
12	M	502	CDL	CB3-OB5-PB2-OB4
12	O	301	CDL	CB2-C1-CA2-OA2
12	O	301	CDL	CA2-OA2-PA1-OA3
12	B	603	CDL	CB2-OB2-PB2-OB3

*Continued on next page...*

*Continued from previous page...*

Mol	Chain	Res	Type	Atoms
12	B	603	CDL	CB3-OB5-PB2-OB3
12	B	603	CDL	CB3-OB5-PB2-OB4
12	B	603	CDL	C51-CB5-OB6-CB4
12	B	605	CDL	CB2-OB2-PB2-OB3
12	B	605	CDL	CB2-OB2-PB2-OB4
12	B	605	CDL	CB3-OB5-PB2-OB3
12	B	605	CDL	CB3-OB5-PB2-OB4
12	B	606	CDL	CA2-OA2-PA1-OA3
12	B	606	CDL	CA2-OA2-PA1-OA4
12	B	606	CDL	CA3-OA5-PA1-OA2
12	B	606	CDL	CA3-OA5-PA1-OA3
12	B	606	CDL	CA3-OA5-PA1-OA4
12	B	606	CDL	C11-CA5-OA6-CA4
12	B	607	CDL	OA7-CA5-OA6-CA4
12	B	607	CDL	C11-CA5-OA6-CA4
12	B	607	CDL	CB3-OB5-PB2-OB3
12	B	608	CDL	OA7-CA5-OA6-CA4
12	B	608	CDL	C11-CA5-OA6-CA4
12	B	608	CDL	C51-CB5-OB6-CB4
12	A	504	CDL	CB2-C1-CA2-OA2
12	A	504	CDL	C11-CA5-OA6-CA4
12	A	504	CDL	CB2-OB2-PB2-OB4
12	A	504	CDL	CB2-OB2-PB2-OB5
12	A	504	CDL	CB3-OB5-PB2-OB3
14	F	606	HEA	C1A-C2A-CAA-CBA
14	F	606	HEA	C4D-C3D-CAD-CBD
14	F	606	HEA	O11-C11-C12-C13
14	F	606	HEA	C14-C15-C16-C17
14	F	606	HEA	C26-C15-C16-C17
14	F	606	HEA	C17-C18-C19-C20
14	F	607	HEA	C1A-C2A-CAA-CBA
14	F	607	HEA	C3A-C2A-CAA-CBA
14	F	607	HEA	O11-C11-C12-C13
14	F	607	HEA	C14-C15-C16-C17
14	F	607	HEA	C15-C16-C17-C18
14	R	606	HEA	C1A-C2A-CAA-CBA
14	R	606	HEA	C4D-C3D-CAD-CBD
14	R	606	HEA	O11-C11-C12-C13
14	R	606	HEA	C14-C15-C16-C17
14	R	606	HEA	C26-C15-C16-C17
14	R	606	HEA	C17-C18-C19-C20
14	R	607	HEA	C1A-C2A-CAA-CBA

*Continued on next page...*



*Continued from previous page...*

Mol	Chain	Res	Type	Atoms
14	R	607	HEA	C3A-C2A-CAA-CBA
14	R	607	HEA	O11-C11-C12-C13
14	R	607	HEA	C14-C15-C16-C17
14	R	607	HEA	C15-C16-C17-C18
15	G	301	9Y0	O1-C3-C4-N
15	G	301	9Y0	C3-O1-P-O
15	G	301	9Y0	C3-O1-P-O2
15	S	301	9Y0	O1-C3-C4-N
15	S	301	9Y0	C3-O1-P-O
15	S	301	9Y0	C3-O1-P-O2
17	N	607	MQ9	C7-C8-C9-C10
17	N	607	MQ9	C7-C8-C9-C11
17	N	607	MQ9	C12-C13-C14-C15
17	N	607	MQ9	C12-C13-C14-C16
17	N	607	MQ9	C19-C21-C22-C23
17	N	607	MQ9	C22-C23-C24-C25
17	N	607	MQ9	C24-C26-C27-C28
17	N	607	MQ9	C32-C33-C34-C35
17	N	607	MQ9	C33-C34-C36-C37
17	N	607	MQ9	C37-C38-C39-C41
17	N	607	MQ9	C42-C43-C44-C45
17	N	607	MQ9	C42-C43-C44-C46
17	N	608	MQ9	C5-C6-C7-C8
17	N	608	MQ9	C1-C6-C7-C8
17	N	608	MQ9	C7-C8-C9-C11
17	N	608	MQ9	C12-C13-C14-C15
17	N	608	MQ9	C12-C13-C14-C16
17	N	608	MQ9	C13-C14-C16-C17
17	N	608	MQ9	C17-C18-C19-C20
17	N	608	MQ9	C17-C18-C19-C21
17	N	608	MQ9	C19-C21-C22-C23
17	N	608	MQ9	C22-C23-C24-C25
17	N	608	MQ9	C22-C23-C24-C26
17	N	608	MQ9	C25-C24-C26-C27
17	N	608	MQ9	C29-C31-C32-C33
17	N	608	MQ9	C32-C33-C34-C36
17	N	608	MQ9	C41-C42-C43-C44
17	N	608	MQ9	C42-C43-C44-C45
17	N	608	MQ9	C42-C43-C44-C46
17	O	302	MQ9	C7-C8-C9-C10
17	O	302	MQ9	C12-C13-C14-C15
17	O	302	MQ9	C17-C18-C19-C20

*Continued on next page...*

*Continued from previous page...*

Mol	Chain	Res	Type	Atoms
17	O	302	MQ9	C18-C19-C21-C22
17	O	302	MQ9	C20-C19-C21-C22
17	O	302	MQ9	C22-C23-C24-C25
17	O	302	MQ9	C23-C24-C26-C27
17	O	302	MQ9	C27-C28-C29-C30
17	O	302	MQ9	C27-C28-C29-C31
17	O	302	MQ9	C28-C29-C31-C32
17	O	302	MQ9	C32-C33-C34-C36
17	O	302	MQ9	C34-C36-C37-C38
17	O	302	MQ9	C37-C38-C39-C41
17	O	303	MQ9	C7-C8-C9-C10
17	O	303	MQ9	C9-C11-C12-C13
17	O	303	MQ9	C20-C19-C21-C22
17	O	303	MQ9	C22-C23-C24-C25
17	O	303	MQ9	C34-C36-C37-C38
17	O	303	MQ9	C37-C38-C39-C41
17	O	303	MQ9	C40-C39-C41-C42
17	O	303	MQ9	C42-C43-C44-C45
17	O	303	MQ9	C44-C46-C47-C48
17	B	609	MQ9	C1-C6-C7-C8
17	B	609	MQ9	C7-C8-C9-C11
17	B	609	MQ9	C12-C11-C9-C8
17	B	609	MQ9	C9-C11-C12-C13
17	B	609	MQ9	C12-C13-C14-C15
17	B	609	MQ9	C12-C13-C14-C16
17	B	609	MQ9	C18-C19-C21-C22
17	B	609	MQ9	C22-C23-C24-C26
17	B	609	MQ9	C23-C24-C26-C27
17	B	609	MQ9	C25-C24-C26-C27
17	B	609	MQ9	C27-C28-C29-C31
17	B	609	MQ9	C32-C33-C34-C35
17	B	610	MQ9	C12-C13-C14-C16
17	B	610	MQ9	C17-C18-C19-C21
17	B	610	MQ9	C22-C23-C24-C26
17	B	610	MQ9	C27-C28-C29-C31
17	B	610	MQ9	C37-C38-C39-C41
17	B	610	MQ9	C42-C43-C44-C46
17	B	610	MQ9	C47-C48-C49-C50
17	A	502	MQ9	C5-C6-C7-C8
17	A	502	MQ9	C1-C6-C7-C8
17	A	502	MQ9	C7-C8-C9-C11
17	A	502	MQ9	C12-C13-C14-C15

*Continued on next page...*

*Continued from previous page...*

Mol	Chain	Res	Type	Atoms
17	A	502	MQ9	C12-C13-C14-C16
17	A	502	MQ9	C17-C18-C19-C20
17	A	502	MQ9	C22-C23-C24-C25
17	A	502	MQ9	C27-C28-C29-C31
17	C	303	MQ9	C7-C8-C9-C10
17	C	303	MQ9	C12-C13-C14-C15
17	C	303	MQ9	C12-C13-C14-C16
17	C	303	MQ9	C13-C14-C16-C17
17	C	303	MQ9	C14-C16-C17-C18
17	C	303	MQ9	C17-C18-C19-C20
17	C	303	MQ9	C18-C19-C21-C22
17	C	303	MQ9	C22-C23-C24-C25
17	C	303	MQ9	C24-C26-C27-C28
17	C	303	MQ9	C26-C27-C28-C29
17	C	303	MQ9	C28-C29-C31-C32
17	C	303	MQ9	C31-C32-C33-C34
17	C	303	MQ9	C32-C33-C34-C35
20	M	503	9YF	C7-C2-O2-P
20	M	503	9YF	C26-C25-O11-C24
20	M	503	9YF	O12-C25-O11-C24
20	M	504	9YF	C2-O2-P-O1
20	A	503	9YF	C3-C2-O2-P
20	A	503	9YF	C7-C2-O2-P
20	A	505	9YF	C1-O-P-O2
20	A	505	9YF	C1-O-P-O8
20	A	505	9YF	C9-C8-O9-C
20	A	505	9YF	O10-C8-O9-C
21	O	304	HEC	C2D-C3D-CAD-CBD
21	O	304	HEC	C4D-C3D-CAD-CBD
21	C	301	HEC	C2D-C3D-CAD-CBD
21	C	301	HEC	C4D-C3D-CAD-CBD
12	B	608	CDL	OA9-CA7-OA8-CA6
20	A	503	9YF	O12-C25-O11-C24
12	B	608	CDL	C31-CA7-OA8-CA6
20	A	503	9YF	C26-C25-O11-C24
17	N	607	MQ9	C47-C48-C49-C50
17	N	608	MQ9	C47-C48-C49-C50
17	O	303	MQ9	C47-C48-C49-C50
12	D	201	CDL	OB9-CB7-OB8-CB6
12	N	605	CDL	OA9-CA7-OA8-CA6
12	B	603	CDL	OA9-CA7-OA8-CA6
12	P	201	CDL	OA7-CA5-OA6-CA4

*Continued on next page...*

*Continued from previous page...*

Mol	Chain	Res	Type	Atoms
12	P	201	CDL	OB7-CB5-OB6-CB4
12	N	604	CDL	OA7-CA5-OA6-CA4
12	N	605	CDL	OA7-CA5-OA6-CA4
12	N	605	CDL	OB7-CB5-OB6-CB4
12	M	502	CDL	OB7-CB5-OB6-CB4
12	B	603	CDL	OB7-CB5-OB6-CB4
12	B	606	CDL	OA7-CA5-OA6-CA4
12	B	608	CDL	OB7-CB5-OB6-CB4
12	A	504	CDL	OA7-CA5-OA6-CA4
12	N	605	CDL	C31-CA7-OA8-CA6
12	B	603	CDL	C31-CA7-OA8-CA6
12	N	604	CDL	C51-CB5-OB6-CB4
12	N	606	CDL	C11-CA5-OA6-CA4
17	B	610	MQ9	C47-C48-C49-C51
14	F	606	HEA	C2D-C3D-CAD-CBD
14	R	606	HEA	C2D-C3D-CAD-CBD
17	O	302	MQ9	C12-C11-C9-C10
17	O	302	MQ9	C25-C24-C26-C27
17	C	303	MQ9	C20-C19-C21-C22
17	O	302	MQ9	C12-C11-C9-C8
17	B	610	MQ9	C23-C24-C26-C27
17	A	502	MQ9	C18-C19-C21-C22
12	B	603	CDL	OB9-CB7-OB8-CB6
12	B	607	CDL	OA9-CA7-OA8-CA6
12	F	601	CDL	C71-CB7-OB8-CB6
12	D	201	CDL	C71-CB7-OB8-CB6
12	R	601	CDL	C71-CB7-OB8-CB6
12	N	606	CDL	C31-CA7-OA8-CA6
12	B	606	CDL	C31-CA7-OA8-CA6
12	B	607	CDL	C31-CA7-OA8-CA6
20	M	504	9YF	C26-C25-O11-C24
17	A	502	MQ9	C32-C33-C34-C35
17	C	303	MQ9	C37-C38-C39-C41
14	F	607	HEA	C13-C14-C15-C26
14	R	607	HEA	C13-C14-C15-C26
17	N	607	MQ9	C17-C18-C19-C20
17	N	607	MQ9	C27-C28-C29-C30
17	N	608	MQ9	C27-C28-C29-C30
17	N	608	MQ9	C37-C38-C39-C40
17	O	303	MQ9	C17-C18-C19-C20
17	O	303	MQ9	C27-C28-C29-C30
17	O	303	MQ9	C32-C33-C34-C35

*Continued on next page...*

*Continued from previous page...*

Mol	Chain	Res	Type	Atoms
17	B	610	MQ9	C12-C13-C14-C15
17	C	303	MQ9	C27-C28-C29-C30
17	N	607	MQ9	C22-C23-C24-C26
17	O	302	MQ9	C22-C23-C24-C26
12	F	601	CDL	OB9-CB7-OB8-CB6
12	R	601	CDL	OB9-CB7-OB8-CB6
12	B	606	CDL	OA9-CA7-OA8-CA6
12	P	201	CDL	C33-C34-C35-C36
12	F	602	CDL	CA5-C11-C12-C13
12	R	602	CDL	CA5-C11-C12-C13
12	D	201	CDL	O1-C1-CB2-OB2
12	P	201	CDL	O1-C1-CB2-OB2
12	M	502	CDL	O1-C1-CA2-OA2
12	O	301	CDL	O1-C1-CA2-OA2
12	B	603	CDL	O1-C1-CB2-OB2
12	B	605	CDL	O1-C1-CB2-OB2
12	B	607	CDL	O1-C1-CB2-OB2
12	D	201	CDL	C31-CA7-OA8-CA6
12	B	605	CDL	C31-CA7-OA8-CA6
12	M	502	CDL	C51-CB5-OB6-CB4
12	B	603	CDL	C11-CA5-OA6-CA4
12	B	607	CDL	C51-CB5-OB6-CB4
12	F	602	CDL	C51-C52-C53-C54
12	D	201	CDL	C79-C80-C81-C82
12	R	602	CDL	C51-C52-C53-C54
12	P	201	CDL	C79-C80-C81-C82
12	O	301	CDL	C76-C77-C78-C79
12	B	608	CDL	C57-C58-C59-C60
12	A	504	CDL	C72-C73-C74-C75
20	A	505	9YF	C10-C11-C12-C13
12	B	603	CDL	C71-CB7-OB8-CB6
12	F	602	CDL	C75-C76-C77-C78
12	D	201	CDL	C81-C82-C83-C84
12	R	602	CDL	C75-C76-C77-C78
12	B	605	CDL	OA9-CA7-OA8-CA6
20	M	504	9YF	O12-C25-O11-C24
16	N	602	HEM	C3D-CAD-CBD-CGD
16	B	602	HEM	C3D-CAD-CBD-CGD
12	R	601	CDL	C31-C32-C33-C34
12	P	201	CDL	C51-C52-C53-C54
12	N	604	CDL	C72-C73-C74-C75
20	A	503	9YF	C28-C29-C30-C31

*Continued on next page...*

*Continued from previous page...*

<b>Mol</b>	<b>Chain</b>	<b>Res</b>	<b>Type</b>	<b>Atoms</b>
14	F	607	HEA	C21-C22-C23-C25
14	R	607	HEA	C21-C22-C23-C25
17	O	302	MQ9	C37-C38-C39-C40
17	N	607	MQ9	C12-C11-C9-C10
17	N	607	MQ9	C20-C19-C21-C22
17	N	608	MQ9	C20-C19-C21-C22
17	O	303	MQ9	C25-C24-C26-C27
17	B	610	MQ9	C20-C19-C21-C22
17	B	610	MQ9	C30-C29-C31-C32
17	B	610	MQ9	C35-C34-C36-C37
17	A	502	MQ9	C12-C11-C9-C10
17	C	303	MQ9	C35-C34-C36-C37
17	N	607	MQ9	C23-C24-C26-C27
17	N	608	MQ9	C12-C11-C9-C8
17	O	303	MQ9	C13-C14-C16-C17
17	B	609	MQ9	C28-C29-C31-C32
17	B	610	MQ9	C38-C39-C41-C42
17	C	303	MQ9	C23-C24-C26-C27
12	F	601	CDL	C31-C32-C33-C34
12	D	201	CDL	OA9-CA7-OA8-CA6
12	N	606	CDL	OA9-CA7-OA8-CA6
14	F	607	HEA	C19-C20-C21-C22
14	R	607	HEA	C19-C20-C21-C22
17	N	607	MQ9	C44-C46-C47-C48
17	O	302	MQ9	C19-C21-C22-C23
17	O	302	MQ9	C29-C31-C32-C33
17	B	610	MQ9	C39-C41-C42-C43
17	B	610	MQ9	C44-C46-C47-C48
12	B	603	CDL	C83-C84-C85-C86
12	O	301	CDL	C51-CB5-OB6-CB4
17	N	608	MQ9	C7-C8-C9-C10
17	B	610	MQ9	C7-C8-C9-C10
17	B	610	MQ9	C32-C33-C34-C35
12	B	605	CDL	CA2-C1-CB2-OB2
12	F	601	CDL	C31-CA7-OA8-CA6
12	F	602	CDL	C71-CB7-OB8-CB6
12	R	601	CDL	C31-CA7-OA8-CA6
12	R	602	CDL	C71-CB7-OB8-CB6
12	N	605	CDL	C71-CB7-OB8-CB6
12	M	502	CDL	C71-CB7-OB8-CB6
12	B	605	CDL	C71-CB7-OB8-CB6
15	G	301	9Y0	C6-C5-O5-C

*Continued on next page...*

*Continued from previous page...*

<b>Mol</b>	<b>Chain</b>	<b>Res</b>	<b>Type</b>	<b>Atoms</b>
15	S	301	9Y0	C6-C5-O5-C
20	A	503	9YF	C2-O2-P-O
12	F	602	CDL	C57-C58-C59-C60
12	D	201	CDL	C52-C53-C54-C55
12	R	602	CDL	C57-C58-C59-C60
12	B	608	CDL	C12-C13-C14-C15
12	B	606	CDL	O1-C1-CA2-OA2
12	A	504	CDL	O1-C1-CA2-OA2
12	N	605	CDL	CA5-C11-C12-C13
12	N	605	CDL	OA6-CA4-CA6-OA8
12	D	201	CDL	C32-C33-C34-C35
12	O	301	CDL	C57-C58-C59-C60
15	G	301	9Y0	O4-C5-O5-C
15	S	301	9Y0	O4-C5-O5-C
20	A	503	9YF	C34-C33-C35-C36
12	B	603	CDL	OA7-CA5-OA6-CA4
20	A	503	9YF	C9-C8-O9-C
20	A	505	9YF	C26-C25-O11-C24
21	O	304	HEC	C3D-CAD-CBD-CGD
21	C	301	HEC	C3D-CAD-CBD-CGD
12	P	201	CDL	CB7-C71-C72-C73
12	O	301	CDL	CB5-C51-C52-C53
12	B	608	CDL	CB5-C51-C52-C53
12	F	602	CDL	OB9-CB7-OB8-CB6
17	O	303	MQ9	C37-C38-C39-C40
12	R	602	CDL	OB9-CB7-OB8-CB6
12	M	502	CDL	OB9-CB7-OB8-CB6
12	O	301	CDL	CA5-C11-C12-C13
12	B	606	CDL	CA7-C31-C32-C33
12	B	607	CDL	CA5-C11-C12-C13
12	N	606	CDL	C19-C20-C21-C22
12	B	607	CDL	OB7-CB5-OB6-CB4
12	F	601	CDL	CA7-C31-C32-C33
12	R	601	CDL	CA7-C31-C32-C33
12	N	605	CDL	CA7-C31-C32-C33
12	B	605	CDL	CA5-C11-C12-C13
20	A	503	9YF	C31-C32-C33-C35
12	N	605	CDL	OB9-CB7-OB8-CB6
12	B	605	CDL	OB9-CB7-OB8-CB6
12	F	601	CDL	OA9-CA7-OA8-CA6
12	R	601	CDL	OA9-CA7-OA8-CA6
14	F	606	HEA	C15-C16-C17-C18

*Continued on next page...*

*Continued from previous page...*

<b>Mol</b>	<b>Chain</b>	<b>Res</b>	<b>Type</b>	<b>Atoms</b>
14	R	606	HEA	C15-C16-C17-C18
17	N	607	MQ9	C39-C41-C42-C43
17	O	303	MQ9	C29-C31-C32-C33
17	B	609	MQ9	C14-C16-C17-C18
17	B	609	MQ9	C19-C21-C22-C23
17	A	502	MQ9	C9-C11-C12-C13
17	A	502	MQ9	C14-C16-C17-C18
17	C	303	MQ9	C34-C36-C37-C38
12	F	601	CDL	CA5-C11-C12-C13
12	R	601	CDL	CA5-C11-C12-C13
12	B	603	CDL	O1-C1-CA2-OA2
12	M	502	CDL	C31-CA7-OA8-CA6
20	A	505	9YF	O12-C25-O11-C24
20	M	504	9YF	C9-C8-O9-C
20	A	503	9YF	C30-C31-C32-C33
12	F	601	CDL	CB2-OB2-PB2-OB5
12	F	602	CDL	CA3-OA5-PA1-OA2
12	F	602	CDL	CB2-OB2-PB2-OB5
12	F	602	CDL	CB3-OB5-PB2-OB2
12	D	201	CDL	CB3-OB5-PB2-OB2
12	R	601	CDL	CB2-OB2-PB2-OB5
12	R	602	CDL	CA3-OA5-PA1-OA2
12	R	602	CDL	CB2-OB2-PB2-OB5
12	R	602	CDL	CB3-OB5-PB2-OB2
12	P	201	CDL	CA3-OA5-PA1-OA2
12	P	201	CDL	CB3-OB5-PB2-OB2
12	N	604	CDL	CB2-OB2-PB2-OB5
12	N	605	CDL	CA3-OA5-PA1-OA2
12	N	605	CDL	CB2-OB2-PB2-OB5
12	N	606	CDL	CA2-OA2-PA1-OA5
12	N	606	CDL	CA3-OA5-PA1-OA2
12	M	502	CDL	CA2-OA2-PA1-OA5
12	M	502	CDL	CB3-OB5-PB2-OB2
12	O	301	CDL	CA3-OA5-PA1-OA2
12	B	603	CDL	CA2-OA2-PA1-OA5
12	B	603	CDL	CB3-OB5-PB2-OB2
12	B	605	CDL	CA3-OA5-PA1-OA2
12	B	605	CDL	CB2-OB2-PB2-OB5
12	B	605	CDL	CB3-OB5-PB2-OB2
12	B	606	CDL	CA2-OA2-PA1-OA5
12	B	608	CDL	CA2-OA2-PA1-OA5
12	B	608	CDL	CA3-OA5-PA1-OA2

*Continued on next page...*



*Continued from previous page...*

<b>Mol</b>	<b>Chain</b>	<b>Res</b>	<b>Type</b>	<b>Atoms</b>
15	G	301	9Y0	C3-O1-P-O3
15	S	301	9Y0	C3-O1-P-O3
20	M	504	9YF	C1-O-P-O2
14	F	606	HEA	C21-C22-C23-C25
12	F	602	CDL	CB7-C71-C72-C73
12	R	602	CDL	CB7-C71-C72-C73
12	D	201	CDL	CA2-C1-CB2-OB2
12	M	502	CDL	CB2-C1-CA2-OA2
12	B	603	CDL	CB2-C1-CA2-OA2
12	O	301	CDL	OB7-CB5-OB6-CB4
20	M	504	9YF	O10-C8-O9-C
20	A	503	9YF	O10-C8-O9-C
17	A	502	MQ9	C20-C19-C21-C22
17	C	303	MQ9	C32-C33-C34-C36
14	R	606	HEA	C21-C22-C23-C25
12	P	201	CDL	C31-CA7-OA8-CA6
12	A	504	CDL	C31-CA7-OA8-CA6
20	M	504	9YF	C2-O2-P-O
12	B	606	CDL	CA5-C11-C12-C13
12	R	601	CDL	C32-C33-C34-C35
12	R	601	CDL	C71-C72-C73-C74
12	P	201	CDL	C19-C20-C21-C22
12	P	201	CDL	C31-C32-C33-C34
20	M	503	9YF	C9-C8-O9-C
12	F	601	CDL	C32-C33-C34-C35
12	F	601	CDL	C71-C72-C73-C74
12	F	601	CDL	C77-C78-C79-C80
12	R	601	CDL	C77-C78-C79-C80
12	P	201	CDL	C75-C76-C77-C78
12	P	201	CDL	C78-C79-C80-C81
12	B	605	CDL	C71-C72-C73-C74
12	A	504	CDL	C71-C72-C73-C74
12	F	601	CDL	C37-C38-C39-C40
12	F	602	CDL	C81-C82-C83-C84
12	R	602	CDL	C81-C82-C83-C84
12	N	604	CDL	C74-C75-C76-C77
12	N	605	CDL	C31-C32-C33-C34
12	M	502	CDL	C23-C24-C25-C26
12	M	502	CDL	C75-C76-C77-C78
12	O	301	CDL	C11-C12-C13-C14
12	B	603	CDL	C76-C77-C78-C79
12	B	606	CDL	C31-C32-C33-C34

*Continued on next page...*

*Continued from previous page...*

Mol	Chain	Res	Type	Atoms
12	B	608	CDL	C21-C22-C23-C24
20	M	503	9YF	O10-C8-O9-C
12	B	605	CDL	CA7-C31-C32-C33
12	B	605	CDL	CB5-C51-C52-C53
12	R	601	CDL	C37-C38-C39-C40
12	P	201	CDL	C23-C24-C25-C26
12	N	604	CDL	C79-C80-C81-C82
12	N	605	CDL	C72-C73-C74-C75
12	N	604	CDL	C12-C13-C14-C15
12	N	604	CDL	C31-C32-C33-C34
12	N	604	CDL	C52-C53-C54-C55
12	N	606	CDL	C71-C72-C73-C74
12	M	502	CDL	C59-C60-C61-C62
12	B	606	CDL	C78-C79-C80-C81
12	B	607	CDL	C33-C34-C35-C36
12	B	608	CDL	C33-C34-C35-C36
12	B	605	CDL	O1-C1-CA2-OA2
12	M	502	CDL	C31-C32-C33-C34
12	B	605	CDL	C31-C32-C33-C34
15	G	301	9Y0	C25-C26-C27-C28
15	S	301	9Y0	C25-C26-C27-C28
20	M	503	9YF	C13-C14-C15-C16
20	A	503	9YF	C37-C38-C39-C40
12	D	201	CDL	CA5-C11-C12-C13
12	N	604	CDL	C14-C15-C16-C17
12	N	604	CDL	C51-C52-C53-C54
12	B	603	CDL	C52-C53-C54-C55
12	B	605	CDL	C75-C76-C77-C78
12	A	504	CDL	C21-C22-C23-C24
12	A	504	CDL	OA9-CA7-OA8-CA6
17	O	302	MQ9	C15-C14-C16-C17
12	O	301	CDL	C72-C73-C74-C75
12	B	606	CDL	C79-C80-C81-C82
12	A	504	CDL	C19-C20-C21-C22
12	A	504	CDL	C75-C76-C77-C78
13	F	603	PLM	C5-C6-C7-C8
13	R	603	PLM	C5-C6-C7-C8
20	A	503	9YF	C9-C10-C11-C12
20	A	503	9YF	C29-C30-C31-C32
17	O	303	MQ9	C33-C34-C36-C37
12	M	502	CDL	C72-C73-C74-C75
12	B	608	CDL	C52-C53-C54-C55

*Continued on next page...*

*Continued from previous page...*

<b>Mol</b>	<b>Chain</b>	<b>Res</b>	<b>Type</b>	<b>Atoms</b>
12	B	608	CDL	C54-C55-C56-C57
20	M	504	9YF	C26-C27-C28-C29
12	M	502	CDL	C21-C22-C23-C24
12	O	301	CDL	C14-C15-C16-C17
12	B	605	CDL	C12-C13-C14-C15
12	B	606	CDL	C72-C73-C74-C75
12	B	607	CDL	C11-C12-C13-C14
12	A	504	CDL	C14-C15-C16-C17
12	A	504	CDL	C38-C39-C40-C41
12	N	606	CDL	C51-CB5-OB6-CB4
12	P	201	CDL	C83-C84-C85-C86
12	N	606	CDL	C56-C57-C58-C59
12	B	603	CDL	C13-C14-C15-C16
12	B	605	CDL	C55-C56-C57-C58
12	B	607	CDL	C37-C38-C39-C40
17	O	303	MQ9	C12-C13-C14-C16
12	N	604	CDL	CB5-C51-C52-C53
12	F	601	CDL	C13-C14-C15-C16
12	F	601	CDL	C57-C58-C59-C60
12	F	601	CDL	C72-C73-C74-C75
12	F	602	CDL	C59-C60-C61-C62
12	F	602	CDL	C72-C73-C74-C75
12	R	601	CDL	C57-C58-C59-C60
12	R	601	CDL	C72-C73-C74-C75
12	R	602	CDL	C59-C60-C61-C62
12	R	602	CDL	C72-C73-C74-C75
12	N	606	CDL	C75-C76-C77-C78
12	M	502	CDL	C71-C72-C73-C74
12	B	603	CDL	C55-C56-C57-C58
12	B	607	CDL	C57-C58-C59-C60
12	A	504	CDL	C13-C14-C15-C16
12	A	504	CDL	C59-C60-C61-C62
15	G	301	9Y0	C23-C24-C25-C26
15	S	301	9Y0	C23-C24-C25-C26
20	M	503	9YF	C29-C30-C31-C32
20	A	503	9YF	C36-C37-C38-C39
12	A	504	CDL	CA4-CA6-OA8-CA7
17	O	303	MQ9	C24-C26-C27-C28
12	F	602	CDL	C32-C33-C34-C35
12	F	602	CDL	C71-C72-C73-C74
12	R	601	CDL	C13-C14-C15-C16
12	R	602	CDL	C32-C33-C34-C35

*Continued on next page...*

*Continued from previous page...*

Mol	Chain	Res	Type	Atoms
12	P	201	CDL	C76-C77-C78-C79
12	N	605	CDL	C55-C56-C57-C58
12	B	606	CDL	C75-C76-C77-C78
12	B	607	CDL	C51-C52-C53-C54
12	B	608	CDL	C20-C21-C22-C23
12	F	602	CDL	C11-C12-C13-C14
12	D	201	CDL	C38-C39-C40-C41
12	R	602	CDL	C11-C12-C13-C14
12	R	602	CDL	C71-C72-C73-C74
12	N	605	CDL	C71-C72-C73-C74
12	M	502	CDL	C14-C15-C16-C17
12	M	502	CDL	C52-C53-C54-C55
12	M	502	CDL	C57-C58-C59-C60
12	B	608	CDL	C13-C14-C15-C16
12	B	608	CDL	C77-C78-C79-C80
20	A	503	9YF	C11-C10-C9-C8
12	M	502	CDL	C80-C81-C82-C83
12	O	301	CDL	C80-C81-C82-C83
12	B	607	CDL	C52-C53-C54-C55
12	A	504	CDL	C23-C24-C25-C26
12	F	602	CDL	C31-C32-C33-C34
12	R	602	CDL	C31-C32-C33-C34
12	P	201	CDL	C34-C35-C36-C37
12	F	602	CDL	C78-C79-C80-C81
12	D	201	CDL	C54-C55-C56-C57
12	M	502	CDL	C74-C75-C76-C77
12	M	502	CDL	C79-C80-C81-C82
12	O	301	CDL	C78-C79-C80-C81
12	R	602	CDL	C78-C79-C80-C81
12	N	605	CDL	C57-C58-C59-C60
12	M	502	CDL	C77-C78-C79-C80
20	M	503	9YF	C12-C13-C14-C15
12	O	301	CDL	CA3-CA4-CA6-OA8
12	B	603	CDL	C77-C78-C79-C80
12	B	607	CDL	C74-C75-C76-C77
12	O	301	CDL	C34-C35-C36-C37
12	M	502	CDL	OA9-CA7-OA8-CA6
17	A	502	MQ9	C13-C14-C16-C17
12	F	601	CDL	C51-CB5-OB6-CB4
12	R	601	CDL	C51-CB5-OB6-CB4
12	M	502	CDL	C11-CA5-OA6-CA4
12	M	502	CDL	C76-C77-C78-C79

*Continued on next page...*

*Continued from previous page...*

<b>Mol</b>	<b>Chain</b>	<b>Res</b>	<b>Type</b>	<b>Atoms</b>
12	M	502	CDL	C83-C84-C85-C86
12	O	301	CDL	C52-C53-C54-C55
12	P	201	CDL	C82-C83-C84-C85
12	N	604	CDL	C57-C58-C59-C60
12	M	502	CDL	C11-C12-C13-C14
12	B	606	CDL	C14-C15-C16-C17
12	P	201	CDL	OA9-CA7-OA8-CA6
12	A	504	CDL	CB5-C51-C52-C53
12	O	301	CDL	C79-C80-C81-C82
12	B	603	CDL	C57-C58-C59-C60
12	N	606	CDL	C77-C78-C79-C80
12	N	606	CDL	C53-C54-C55-C56
12	R	602	CDL	C14-C15-C16-C17
12	P	201	CDL	C14-C15-C16-C17
12	B	607	CDL	C59-C60-C61-C62
12	B	608	CDL	C75-C76-C77-C78
12	F	602	CDL	OB7-CB5-OB6-CB4
12	N	606	CDL	OB7-CB5-OB6-CB4
12	M	502	CDL	OA7-CA5-OA6-CA4
17	N	608	MQ9	C47-C48-C49-C51
12	F	602	CDL	C14-C15-C16-C17
12	P	201	CDL	C16-C17-C18-C19
12	P	201	CDL	C77-C78-C79-C80
12	N	604	CDL	C77-C78-C79-C80
12	B	607	CDL	C72-C73-C74-C75
15	G	301	9Y0	C6-C7-C8-C9
15	S	301	9Y0	C6-C7-C8-C9
20	M	503	9YF	C-C1-O-P
12	F	602	CDL	C12-C13-C14-C15
12	R	602	CDL	C12-C13-C14-C15
12	N	605	CDL	C59-C60-C61-C62
12	B	606	CDL	C77-C78-C79-C80
15	G	301	9Y0	C22-C23-C24-C25
15	S	301	9Y0	C22-C23-C24-C25
20	M	503	9YF	C11-C12-C13-C14
20	M	504	9YF	C10-C11-C12-C13
20	A	505	9YF	C27-C28-C29-C30
12	O	301	CDL	CB7-C71-C72-C73
12	N	605	CDL	C75-C76-C77-C78
12	N	606	CDL	C23-C24-C25-C26
12	N	606	CDL	C71-CB7-OB8-CB6
12	F	602	CDL	C51-CB5-OB6-CB4

*Continued on next page...*

*Continued from previous page...*

Mol	Chain	Res	Type	Atoms
12	R	602	CDL	C51-CB5-OB6-CB4
12	P	201	CDL	C52-C53-C54-C55
12	B	603	CDL	C14-C15-C16-C17
12	B	607	CDL	C14-C15-C16-C17
12	N	606	CDL	C57-C58-C59-C60
12	B	606	CDL	C51-C52-C53-C54
12	P	201	CDL	C71-C72-C73-C74
12	B	606	CDL	C13-C14-C15-C16
12	B	608	CDL	C24-C25-C26-C27
17	O	302	MQ9	C35-C34-C36-C37
17	O	302	MQ9	C13-C14-C16-C17
12	D	201	CDL	C24-C25-C26-C27
12	M	502	CDL	C22-C23-C24-C25
12	F	601	CDL	OB7-CB5-OB6-CB4
12	R	601	CDL	OB7-CB5-OB6-CB4
12	R	602	CDL	OB7-CB5-OB6-CB4
12	N	606	CDL	C72-C73-C74-C75
12	B	607	CDL	C31-C32-C33-C34
15	S	301	9Y0	C29-C30-C31-C32
12	M	502	CDL	C51-C52-C53-C54
15	G	301	9Y0	C29-C30-C31-C32
20	A	505	9YF	C26-C27-C28-C29
17	C	303	MQ9	C9-C11-C12-C13
12	F	602	CDL	C80-C81-C82-C83
12	R	602	CDL	C80-C81-C82-C83
12	M	502	CDL	C58-C59-C60-C61
12	B	606	CDL	C76-C77-C78-C79
12	B	608	CDL	C55-C56-C57-C58
12	A	504	CDL	C54-C55-C56-C57
12	F	602	CDL	C11-CA5-OA6-CA4
12	R	602	CDL	C11-CA5-OA6-CA4
12	P	201	CDL	OA5-CA3-CA4-OA6
12	B	606	CDL	OA5-CA3-CA4-OA6
12	O	301	CDL	C77-C78-C79-C80
16	B	602	HEM	C4B-C3B-CAB-CBB
12	M	502	CDL	C37-C38-C39-C40
12	N	606	CDL	O1-C1-CB2-OB2
12	B	605	CDL	OB7-CB5-OB6-CB4
20	M	503	9YF	C11-C10-C9-C8
12	N	606	CDL	C51-C52-C53-C54
12	N	605	CDL	C32-C33-C34-C35
12	M	502	CDL	C20-C21-C22-C23

*Continued on next page...*

*Continued from previous page...*

Mol	Chain	Res	Type	Atoms
12	A	504	CDL	C53-C54-C55-C56
12	N	604	CDL	C75-C76-C77-C78
12	N	606	CDL	C22-C23-C24-C25
12	N	606	CDL	OB9-CB7-OB8-CB6
12	B	605	CDL	C51-CB5-OB6-CB4
13	R	603	PLM	CA-CB-CC-CD
12	N	604	CDL	CB3-OB5-PB2-OB2
12	B	603	CDL	CB2-OB2-PB2-OB5
12	F	601	CDL	OB5-CB3-CB4-CB6
12	F	602	CDL	OB5-CB3-CB4-CB6
12	R	601	CDL	OB5-CB3-CB4-CB6
12	R	602	CDL	OB5-CB3-CB4-CB6
12	N	604	CDL	OA5-CA3-CA4-CA6
12	N	604	CDL	OB5-CB3-CB4-CB6
12	P	201	CDL	C20-C21-C22-C23
12	N	605	CDL	C74-C75-C76-C77
12	A	504	CDL	C83-C84-C85-C86
12	B	603	CDL	CA2-C1-CB2-OB2
12	B	607	CDL	CB2-C1-CA2-OA2
17	B	609	MQ9	C15-C14-C16-C17
12	N	606	CDL	C31-C32-C33-C34
12	A	504	CDL	C12-C13-C14-C15
12	F	602	CDL	C77-C78-C79-C80
12	D	201	CDL	C71-C72-C73-C74
12	P	201	CDL	C73-C74-C75-C76
12	R	602	CDL	C77-C78-C79-C80
12	A	504	CDL	C78-C79-C80-C81
12	F	602	CDL	CB3-CB4-CB6-OB8
12	R	602	CDL	CB3-CB4-CB6-OB8
12	P	201	CDL	CA3-CA4-CA6-OA8
12	N	605	CDL	CB3-CB4-CB6-OB8
12	M	502	CDL	C24-C25-C26-C27
12	O	301	CDL	CB3-CB4-CB6-OB8
12	B	605	CDL	C77-C78-C79-C80
12	B	607	CDL	CB3-CB4-CB6-OB8
12	A	504	CDL	C63-C64-C65-C66
15	G	301	9Y0	O5-C-C1-C2
15	S	301	9Y0	O5-C-C1-C2
20	M	504	9YF	C1-C-C24-O11
12	B	608	CDL	C79-C80-C81-C82
17	B	609	MQ9	C5-C6-C7-C8
12	B	606	CDL	C80-C81-C82-C83

*Continued on next page...*

*Continued from previous page...*

<b>Mol</b>	<b>Chain</b>	<b>Res</b>	<b>Type</b>	<b>Atoms</b>
12	P	201	CDL	C18-C19-C20-C21
12	A	504	CDL	C76-C77-C78-C79
12	A	504	CDL	C84-C85-C86-C87
12	B	603	CDL	C11-C12-C13-C14
12	A	504	CDL	C37-C38-C39-C40
17	A	502	MQ9	C32-C33-C34-C36
12	B	606	CDL	C59-C60-C61-C62
20	A	505	9YF	C30-C31-C32-C33
12	D	201	CDL	C11-C12-C13-C14
12	A	504	CDL	C80-C81-C82-C83
12	P	201	CDL	C32-C33-C34-C35
17	O	302	MQ9	C26-C27-C28-C29
12	F	602	CDL	CB5-C51-C52-C53
12	R	602	CDL	CB5-C51-C52-C53
12	B	603	CDL	C74-C75-C76-C77
12	P	201	CDL	CB6-CB4-OB6-CB5
12	N	606	CDL	C12-C13-C14-C15
12	D	201	CDL	C53-C54-C55-C56
12	R	601	CDL	C78-C79-C80-C81
12	M	502	CDL	C64-C65-C66-C67
12	N	604	CDL	C71-CB7-OB8-CB6
12	B	603	CDL	OA5-CA3-CA4-OA6
12	M	502	CDL	CB5-C51-C52-C53
15	G	301	9Y0	C21-C22-C23-C24
15	S	301	9Y0	C21-C22-C23-C24
12	F	601	CDL	C78-C79-C80-C81
12	N	604	CDL	C59-C60-C61-C62
12	A	504	CDL	C77-C78-C79-C80
20	M	503	9YF	C9-C10-C11-C12
12	F	601	CDL	C59-C60-C61-C62
12	B	607	CDL	C53-C54-C55-C56
12	A	504	CDL	C24-C25-C26-C27
12	R	601	CDL	C59-C60-C61-C62
12	P	201	CDL	C36-C37-C38-C39
12	O	301	CDL	OA6-CA4-CA6-OA8
12	B	605	CDL	OB6-CB4-CB6-OB8
20	A	503	9YF	O9-C-C24-O11
12	D	201	CDL	C77-C78-C79-C80
12	R	602	CDL	C84-C85-C86-C87
12	B	608	CDL	C18-C19-C20-C21
17	B	609	MQ9	C17-C18-C19-C20
12	F	602	CDL	C84-C85-C86-C87

*Continued on next page...*



*Continued from previous page...*

<b>Mol</b>	<b>Chain</b>	<b>Res</b>	<b>Type</b>	<b>Atoms</b>
12	N	604	CDL	C76-C77-C78-C79
20	A	503	9YF	C32-C33-C35-C36
12	F	602	CDL	C64-C65-C66-C67
12	P	201	CDL	C80-C81-C82-C83
12	R	602	CDL	C64-C65-C66-C67
12	P	201	CDL	C24-C25-C26-C27
17	N	607	MQ9	C47-C48-C49-C51
12	B	608	CDL	C34-C35-C36-C37
12	M	502	CDL	C32-C33-C34-C35
12	P	201	CDL	CA2-C1-CB2-OB2
12	B	607	CDL	CA2-C1-CB2-OB2
12	N	606	CDL	C18-C19-C20-C21
12	B	603	CDL	C81-C82-C83-C84
12	B	606	CDL	C74-C75-C76-C77
12	D	201	CDL	CB5-C51-C52-C53
12	F	601	CDL	OA5-CA3-CA4-CA6
12	F	602	CDL	OA5-CA3-CA4-CA6
12	R	601	CDL	OA5-CA3-CA4-CA6
12	R	602	CDL	OA5-CA3-CA4-CA6
17	B	610	MQ9	C29-C31-C32-C33
12	O	301	CDL	C74-C75-C76-C77
12	A	504	CDL	CB7-C71-C72-C73
12	D	201	CDL	C33-C34-C35-C36
20	A	505	9YF	C11-C12-C13-C14
17	B	609	MQ9	C12-C11-C9-C10
17	N	608	MQ9	C38-C39-C41-C42
20	A	505	9YF	C28-C29-C30-C31
12	O	301	CDL	C75-C76-C77-C78
12	A	504	CDL	C15-C16-C17-C18
12	N	606	CDL	C52-C53-C54-C55
12	M	502	CDL	C62-C63-C64-C65
12	N	606	CDL	CA7-C31-C32-C33
12	D	201	CDL	C72-C73-C74-C75
12	N	605	CDL	C11-C12-C13-C14
12	N	606	CDL	C74-C75-C76-C77
12	O	301	CDL	C31-C32-C33-C34
12	M	502	CDL	C81-C82-C83-C84
12	B	603	CDL	C80-C81-C82-C83
12	D	201	CDL	C82-C83-C84-C85
12	B	605	CDL	C57-C58-C59-C60
20	M	503	9YF	C14-C15-C16-C17
12	F	601	CDL	CB3-CB4-CB6-OB8

*Continued on next page...*

*Continued from previous page...*

Mol	Chain	Res	Type	Atoms
12	F	602	CDL	CA3-CA4-CA6-OA8
12	R	601	CDL	CB3-CB4-CB6-OB8
12	R	602	CDL	CA3-CA4-CA6-OA8
12	N	604	CDL	CB3-CB4-CB6-OB8
12	N	605	CDL	CA3-CA4-CA6-OA8
12	B	605	CDL	CA3-CA4-CA6-OA8
12	B	605	CDL	CB3-CB4-CB6-OB8
12	B	606	CDL	CA3-CA4-CA6-OA8
12	A	504	CDL	CA3-CA4-CA6-OA8
20	M	503	9YF	C1-C-C24-O11
20	A	503	9YF	C1-C-C24-O11
12	F	602	CDL	OA7-CA5-OA6-CA4
12	R	602	CDL	OA7-CA5-OA6-CA4
12	A	504	CDL	C79-C80-C81-C82
12	F	601	CDL	C74-C75-C76-C77
12	R	601	CDL	C74-C75-C76-C77
12	D	201	CDL	C39-C40-C41-C42
12	N	605	CDL	C60-C61-C62-C63
12	B	603	CDL	C72-C73-C74-C75
20	M	504	9YF	C2-O2-P-O8
12	D	201	CDL	CB7-C71-C72-C73
17	N	608	MQ9	C23-C24-C26-C27
12	D	201	CDL	C14-C15-C16-C17
20	M	504	9YF	C13-C14-C15-C16
12	B	605	CDL	C73-C74-C75-C76
12	B	605	CDL	C74-C75-C76-C77
12	M	502	CDL	CA3-OA5-PA1-OA2
12	D	201	CDL	OA5-CA3-CA4-OA6
12	P	201	CDL	OB5-CB3-CB4-OB6
12	N	604	CDL	OA5-CA3-CA4-OA6
12	O	301	CDL	OA5-CA3-CA4-OA6
12	O	301	CDL	OB5-CB3-CB4-OB6
12	B	605	CDL	OA5-CA3-CA4-OA6
12	B	608	CDL	OA5-CA3-CA4-OA6
12	D	201	CDL	C37-C38-C39-C40
12	N	604	CDL	OB9-CB7-OB8-CB6
15	G	301	9Y0	C7-C8-C9-C10
12	N	605	CDL	C14-C15-C16-C17
12	O	301	CDL	C51-C52-C53-C54
15	S	301	9Y0	C7-C8-C9-C10
20	A	503	9YF	C38-C39-C40-C41
20	M	504	9YF	C28-C29-C30-C31

*Continued on next page...*

*Continued from previous page...*

Mol	Chain	Res	Type	Atoms
12	N	604	CDL	OB6-CB4-CB6-OB8
12	N	606	CDL	OB6-CB4-CB6-OB8
12	B	606	CDL	OA6-CA4-CA6-OA8
12	B	608	CDL	OB6-CB4-CB6-OB8
12	A	504	CDL	OA6-CA4-CA6-OA8
20	M	503	9YF	O9-C-C24-O11
12	O	301	CDL	C32-C33-C34-C35
12	P	201	CDL	C13-C14-C15-C16
12	N	606	CDL	C24-C25-C26-C27
17	A	502	MQ9	C29-C31-C32-C33
12	B	605	CDL	C11-C12-C13-C14
15	G	301	9Y0	C33-C34-C35-C36
15	S	301	9Y0	C33-C34-C35-C36
17	A	502	MQ9	C25-C24-C26-C27
12	N	606	CDL	C79-C80-C81-C82
12	F	601	CDL	C61-C62-C63-C64
12	R	601	CDL	C61-C62-C63-C64
12	N	604	CDL	C15-C16-C17-C18
12	B	608	CDL	C76-C77-C78-C79
12	P	201	CDL	C57-C58-C59-C60
12	B	605	CDL	CB4-CB3-OB5-PB2
12	B	605	CDL	C72-C73-C74-C75
12	B	605	CDL	C56-C57-C58-C59
12	D	201	CDL	C17-C18-C19-C20
13	F	603	PLM	C6-C7-C8-C9
12	N	606	CDL	C13-C14-C15-C16
12	R	601	CDL	C14-C15-C16-C17
15	G	301	9Y0	C13-C14-C15-C16
15	S	301	9Y0	C13-C14-C15-C16
12	F	601	CDL	C14-C15-C16-C17
12	B	608	CDL	C23-C24-C25-C26
12	O	301	CDL	OA5-CA3-CA4-CA6
12	O	301	CDL	OB5-CB3-CB4-CB6
12	B	603	CDL	OA5-CA3-CA4-CA6
12	B	603	CDL	OB5-CB3-CB4-CB6
12	B	605	CDL	OA5-CA3-CA4-CA6
12	B	606	CDL	OA5-CA3-CA4-CA6
18	N	609	HV0	C23-C24-C27-C32
15	G	301	9Y0	C31-C32-C33-C34
15	S	301	9Y0	C31-C32-C33-C34
13	F	603	PLM	CB-CC-CD-CE
12	M	502	CDL	C78-C79-C80-C81

*Continued on next page...*

*Continued from previous page...*

Mol	Chain	Res	Type	Atoms
12	N	604	CDL	C78-C79-C80-C81
12	N	605	CDL	C33-C34-C35-C36
12	N	606	CDL	C33-C34-C35-C36
12	D	201	CDL	C74-C75-C76-C77
15	G	301	9Y0	C28-C29-C30-C31
18	N	609	HV0	C23-C24-C27-C28
15	S	301	9Y0	C28-C29-C30-C31
12	F	601	CDL	C75-C76-C77-C78
13	F	603	PLM	C2-C3-C4-C5
12	F	602	CDL	C79-C80-C81-C82
12	R	601	CDL	C75-C76-C77-C78
12	R	602	CDL	C79-C80-C81-C82
12	B	608	CDL	C51-C52-C53-C54
12	A	504	CDL	C31-C32-C33-C34
15	G	301	9Y0	C27-C28-C29-C30
15	S	301	9Y0	C27-C28-C29-C30
12	N	606	CDL	C58-C59-C60-C61
12	B	603	CDL	C35-C36-C37-C38
12	B	606	CDL	C32-C33-C34-C35
12	M	502	CDL	CB6-CB4-OB6-CB5
20	A	503	9YF	C24-C-O9-C8
17	A	502	MQ9	C7-C8-C9-C10
17	B	610	MQ9	C45-C44-C46-C47
17	N	607	MQ9	C14-C16-C17-C18
17	B	610	MQ9	C9-C11-C12-C13
15	G	301	9Y0	C24-C25-C26-C27
12	P	201	CDL	C1-CA2-OA2-PA1
12	P	201	CDL	CB3-CB4-CB6-OB8
12	N	606	CDL	CB3-CB4-CB6-OB8
12	B	608	CDL	CB3-CB4-CB6-OB8
12	A	504	CDL	C51-CB5-OB6-CB4
15	S	301	9Y0	C24-C25-C26-C27
12	F	601	CDL	OA5-CA3-CA4-OA6
12	F	602	CDL	OA5-CA3-CA4-OA6
12	R	601	CDL	OA5-CA3-CA4-OA6
12	R	602	CDL	OA5-CA3-CA4-OA6
12	B	608	CDL	OB5-CB3-CB4-OB6
16	N	602	HEM	C4B-C3B-CAB-CBB
12	B	603	CDL	C54-C55-C56-C57
12	B	607	CDL	O1-C1-CA2-OA2
12	R	602	CDL	C74-C75-C76-C77
12	F	602	CDL	C74-C75-C76-C77

*Continued on next page...*

*Continued from previous page...*

Mol	Chain	Res	Type	Atoms
12	F	601	CDL	OB6-CB4-CB6-OB8
12	F	602	CDL	OB6-CB4-CB6-OB8
12	R	601	CDL	OB6-CB4-CB6-OB8
12	R	602	CDL	OB6-CB4-CB6-OB8
12	P	201	CDL	OA6-CA4-CA6-OA8
15	G	301	9Y0	O5-C-C1-O7
15	S	301	9Y0	O5-C-C1-O7
12	A	504	CDL	C64-C65-C66-C67
12	O	301	CDL	C36-C37-C38-C39
12	B	606	CDL	C71-C72-C73-C74
12	P	201	CDL	C37-C38-C39-C40
14	F	607	HEA	C2D-C3D-CAD-CBD
14	R	607	HEA	C2D-C3D-CAD-CBD
12	B	607	CDL	C58-C59-C60-C61
12	A	504	CDL	OB7-CB5-OB6-CB4
12	O	301	CDL	C55-C56-C57-C58
12	N	604	CDL	C19-C20-C21-C22
12	B	605	CDL	C52-C53-C54-C55
12	B	606	CDL	C52-C53-C54-C55
12	B	607	CDL	C16-C17-C18-C19
12	P	201	CDL	CA2-OA2-PA1-OA5
12	N	604	CDL	CA3-OA5-PA1-OA2
12	O	301	CDL	CA2-OA2-PA1-OA5
12	B	607	CDL	CA2-OA2-PA1-OA5
12	B	607	CDL	CB3-OB5-PB2-OB2
12	D	201	CDL	C13-C14-C15-C16
20	A	503	9YF	C39-C40-C41-C42
12	N	604	CDL	C1-CB2-OB2-PB2
12	M	502	CDL	C1-CA2-OA2-PA1
17	O	303	MQ9	C28-C29-C31-C32
12	R	601	CDL	C12-C13-C14-C15
12	M	502	CDL	C15-C16-C17-C18
12	F	602	CDL	CA3-OA5-PA1-OA3
12	F	602	CDL	CB2-OB2-PB2-OB3
12	F	602	CDL	CB2-OB2-PB2-OB4
12	D	201	CDL	CB3-OB5-PB2-OB4
12	R	602	CDL	CA3-OA5-PA1-OA3
12	R	602	CDL	CB2-OB2-PB2-OB3
12	R	602	CDL	CB2-OB2-PB2-OB4
12	P	201	CDL	CA3-OA5-PA1-OA3
12	P	201	CDL	CB3-OB5-PB2-OB4
12	N	604	CDL	CA3-OA5-PA1-OA3

*Continued on next page...*

*Continued from previous page...*

Mol	Chain	Res	Type	Atoms
12	N	604	CDL	CA3-OA5-PA1-OA4
12	N	606	CDL	CA2-OA2-PA1-OA4
12	M	502	CDL	CA2-OA2-PA1-OA4
12	M	502	CDL	CA3-OA5-PA1-OA4
12	O	301	CDL	CA2-OA2-PA1-OA4
12	O	301	CDL	CA3-OA5-PA1-OA3
12	O	301	CDL	CA3-OA5-PA1-OA4
12	B	603	CDL	CA2-OA2-PA1-OA3
12	B	603	CDL	CA2-OA2-PA1-OA4
12	B	603	CDL	CA3-OA5-PA1-OA4
12	B	605	CDL	CA3-OA5-PA1-OA3
12	B	606	CDL	CB2-OB2-PB2-OB3
12	B	608	CDL	CA2-OA2-PA1-OA3
12	B	608	CDL	CA3-OA5-PA1-OA3
12	B	608	CDL	CA3-OA5-PA1-OA4
12	B	608	CDL	CB2-OB2-PB2-OB4
12	A	504	CDL	CA3-OA5-PA1-OA3
12	A	504	CDL	CB2-OB2-PB2-OB3
20	M	504	9YF	C1-O-P-O1
12	B	603	CDL	CA5-C11-C12-C13
12	F	601	CDL	C12-C13-C14-C15
12	D	201	CDL	OA5-CA3-CA4-CA6
12	N	606	CDL	OB5-CB3-CB4-CB6
12	B	607	CDL	OA5-CA3-CA4-CA6
12	B	608	CDL	OA5-CA3-CA4-CA6
12	B	608	CDL	OB5-CB3-CB4-CB6
12	B	603	CDL	C71-C72-C73-C74
12	D	201	CDL	C21-C22-C23-C24
14	F	606	HEA	C3B-C11-C12-C13
14	F	607	HEA	C3B-C11-C12-C13
14	R	606	HEA	C3B-C11-C12-C13
14	R	607	HEA	C3B-C11-C12-C13
13	R	603	PLM	C6-C7-C8-C9
12	B	603	CDL	C16-C17-C18-C19
12	F	601	CDL	C76-C77-C78-C79
12	R	601	CDL	C76-C77-C78-C79
20	M	503	9YF	C26-C27-C28-C29
12	B	603	CDL	OB5-CB3-CB4-OB6
12	B	607	CDL	OA5-CA3-CA4-OA6
12	R	602	CDL	C34-C35-C36-C37
12	M	502	CDL	C19-C20-C21-C22
20	M	503	9YF	C25-C26-C27-C28

*Continued on next page...*

*Continued from previous page...*

Mol	Chain	Res	Type	Atoms
12	F	601	CDL	C11-CA5-OA6-CA4
12	R	601	CDL	C11-CA5-OA6-CA4
12	F	602	CDL	C34-C35-C36-C37
12	N	604	CDL	C13-C14-C15-C16
12	F	602	CDL	C13-C14-C15-C16
12	R	602	CDL	C13-C14-C15-C16
20	A	505	9YF	C14-C15-C16-C17
13	R	603	PLM	C1-C2-C3-C4
14	F	606	HEA	C3A-C2A-CAA-CBA
14	R	606	HEA	C3A-C2A-CAA-CBA
12	F	602	CDL	OA6-CA4-CA6-OA8
12	R	602	CDL	OA6-CA4-CA6-OA8
12	P	201	CDL	OB6-CB4-CB6-OB8
12	N	605	CDL	OB6-CB4-CB6-OB8
12	N	606	CDL	OA6-CA4-CA6-OA8
12	B	603	CDL	OB6-CB4-CB6-OB8
12	B	605	CDL	OA6-CA4-CA6-OA8
12	M	502	CDL	C12-C13-C14-C15
12	A	504	CDL	C35-C36-C37-C38
12	N	605	CDL	C51-C52-C53-C54
12	P	201	CDL	C17-C18-C19-C20
12	B	605	CDL	C1-CA2-OA2-PA1
20	M	504	9YF	C-C1-O-P
17	B	610	MQ9	C15-C14-C16-C17
12	N	605	CDL	C34-C35-C36-C37
12	O	301	CDL	C83-C84-C85-C86
20	A	503	9YF	C13-C14-C15-C16
17	N	608	MQ9	C18-C19-C21-C22
20	A	503	9YF	C31-C32-C33-C34
12	M	502	CDL	C84-C85-C86-C87
12	B	606	CDL	CB5-C51-C52-C53
15	G	301	9Y0	C10-C11-C12-C13
15	S	301	9Y0	C10-C11-C12-C13
12	A	504	CDL	C74-C75-C76-C77
12	N	604	CDL	O1-C1-CA2-OA2
12	F	601	CDL	C73-C74-C75-C76
12	R	601	CDL	C73-C74-C75-C76
12	B	608	CDL	C14-C15-C16-C17
18	N	609	HV0	C31-C30-O33-C34
17	C	303	MQ9	C1-C6-C7-C8
12	B	605	CDL	C76-C77-C78-C79
12	N	606	CDL	C34-C35-C36-C37

*Continued on next page...*

*Continued from previous page...*

Mol	Chain	Res	Type	Atoms
12	B	603	CDL	C56-C57-C58-C59
20	M	503	9YF	C30-C31-C32-C33
12	B	603	CDL	CA6-CA4-OA6-CA5
12	B	607	CDL	CA6-CA4-OA6-CA5
12	B	608	CDL	CA6-CA4-OA6-CA5
20	M	504	9YF	C24-C-O9-C8
12	P	201	CDL	OA5-CA3-CA4-CA6
12	F	601	CDL	OA7-CA5-OA6-CA4
12	R	601	CDL	OA7-CA5-OA6-CA4
12	F	601	CDL	C52-C53-C54-C55
12	R	601	CDL	C52-C53-C54-C55
12	P	201	CDL	C84-C85-C86-C87
12	N	606	CDL	C55-C56-C57-C58
12	N	604	CDL	OB5-CB3-CB4-OB6
12	N	606	CDL	OB5-CB3-CB4-OB6
17	N	607	MQ9	C18-C19-C21-C22
17	N	607	MQ9	C38-C39-C41-C42
12	D	201	CDL	C83-C84-C85-C86
12	A	504	CDL	C34-C35-C36-C37
12	B	603	CDL	C78-C79-C80-C81
12	O	301	CDL	OB6-CB4-CB6-OB8
12	B	607	CDL	OB6-CB4-CB6-OB8
20	M	504	9YF	O9-C-C24-O11
12	D	201	CDL	CA2-OA2-PA1-OA5
12	P	201	CDL	CB2-OB2-PB2-OB5
12	N	605	CDL	CB3-OB5-PB2-OB2
12	B	605	CDL	CA2-OA2-PA1-OA5
12	A	504	CDL	CB3-OB5-PB2-OB2
12	N	605	CDL	C16-C17-C18-C19
12	N	606	CDL	C15-C16-C17-C18
12	M	502	CDL	CA3-CA4-CA6-OA8
12	B	603	CDL	C58-C59-C60-C61
14	F	607	HEA	C4D-C3D-CAD-CBD
14	R	607	HEA	C4D-C3D-CAD-CBD
12	B	603	CDL	C34-C35-C36-C37
12	B	605	CDL	C51-C52-C53-C54
12	R	602	CDL	C62-C63-C64-C65
18	B	611	HV0	C31-C30-O33-C34
12	P	201	CDL	C1-CB2-OB2-PB2
12	F	602	CDL	C62-C63-C64-C65
12	B	606	CDL	CB2-C1-CA2-OA2
15	G	301	9Y0	O6-C21-O7-C1

*Continued on next page...*



*Continued from previous page...*

Mol	Chain	Res	Type	Atoms
17	O	302	MQ9	C16-C17-C18-C19
12	M	502	CDL	C18-C19-C20-C21
20	A	503	9YF	C26-C27-C28-C29
15	S	301	9Y0	O6-C21-O7-C1
17	N	607	MQ9	C34-C36-C37-C38
12	B	603	CDL	C33-C34-C35-C36
12	F	602	CDL	C52-C53-C54-C55
12	A	504	CDL	C61-C62-C63-C64
14	F	607	HEA	CAA-CBA-CGA-O2A
14	R	607	HEA	CAA-CBA-CGA-O2A
12	R	602	CDL	C52-C53-C54-C55
12	B	603	CDL	C79-C80-C81-C82
18	N	609	HV0	C29-C30-O33-C34
18	B	611	HV0	C29-C30-O33-C34
12	M	502	CDL	C63-C64-C65-C66
12	O	301	CDL	C71-C72-C73-C74
12	D	201	CDL	OA6-CA4-CA6-OA8
12	R	602	CDL	C83-C84-C85-C86
12	N	604	CDL	C17-C18-C19-C20
12	B	605	CDL	C32-C33-C34-C35
12	F	602	CDL	C83-C84-C85-C86
12	D	201	CDL	C35-C36-C37-C38
12	O	301	CDL	C81-C82-C83-C84
17	N	608	MQ9	C40-C39-C41-C42
12	F	602	CDL	C82-C83-C84-C85
12	R	602	CDL	C82-C83-C84-C85
12	D	201	CDL	C75-C76-C77-C78
17	N	607	MQ9	C29-C31-C32-C33
12	D	201	CDL	C22-C23-C24-C25
20	A	503	9YF	C2-O2-P-O1
20	A	503	9YF	C2-O2-P-O8
12	B	608	CDL	CB6-CB4-OB6-CB5
17	O	303	MQ9	C12-C11-C9-C10
17	O	303	MQ9	C45-C44-C46-C47
12	A	504	CDL	C18-C19-C20-C21
12	B	608	CDL	CB2-OB2-PB2-OB5
12	P	201	CDL	C21-C22-C23-C24
12	B	607	CDL	C36-C37-C38-C39
12	P	201	CDL	C12-C13-C14-C15
12	M	502	CDL	OB5-CB3-CB4-OB6
12	D	201	CDL	OB5-CB3-CB4-CB6
17	O	303	MQ9	C12-C13-C14-C15

*Continued on next page...*

*Continued from previous page...*

Mol	Chain	Res	Type	Atoms
17	A	502	MQ9	C28-C29-C31-C32
12	M	502	CDL	C16-C17-C18-C19
12	O	301	CDL	C84-C85-C86-C87
12	F	601	CDL	C60-C61-C62-C63
12	R	602	CDL	C56-C57-C58-C59
12	P	201	CDL	C72-C73-C74-C75
12	F	602	CDL	C56-C57-C58-C59
12	O	301	CDL	C73-C74-C75-C76
12	F	601	CDL	OA6-CA4-CA6-OA8
12	R	601	CDL	OA6-CA4-CA6-OA8
12	B	606	CDL	C16-C17-C18-C19
12	R	601	CDL	C60-C61-C62-C63
14	F	607	HEA	CAA-CBA-CGA-O1A
14	R	607	HEA	CAA-CBA-CGA-O1A
12	B	607	CDL	C39-C40-C41-C42
12	F	602	CDL	CA2-C1-CB2-OB2
12	R	602	CDL	CA2-C1-CB2-OB2
17	N	608	MQ9	C43-C44-C46-C47
17	C	303	MQ9	C12-C11-C9-C8
12	B	606	CDL	C12-C13-C14-C15
12	B	603	CDL	C84-C85-C86-C87
14	F	606	HEA	CAA-CBA-CGA-O2A
14	R	606	HEA	CAA-CBA-CGA-O2A
15	G	301	9Y0	C22-C21-O7-C1
15	S	301	9Y0	C22-C21-O7-C1
12	N	604	CDL	C71-C72-C73-C74
12	A	504	CDL	C20-C21-C22-C23
17	N	607	MQ9	C15-C14-C16-C17
12	D	201	CDL	C19-C20-C21-C22
12	D	201	CDL	C52-C51-CB5-OB6
17	B	610	MQ9	C25-C24-C26-C27
18	B	611	HV0	C23-C24-C27-C28
20	A	503	9YF	C25-C26-C27-C28
12	O	301	CDL	C72-C71-CB7-OB8
12	P	201	CDL	CB4-CB3-OB5-PB2
12	N	604	CDL	C80-C81-C82-C83
12	N	604	CDL	C16-C17-C18-C19
13	N	603	PLM	C4-C5-C6-C7
13	B	604	PLM	C4-C5-C6-C7
17	N	607	MQ9	C30-C29-C31-C32
17	B	610	MQ9	C12-C11-C9-C10
12	N	604	CDL	C58-C59-C60-C61

*Continued on next page...*

*Continued from previous page...*

<b>Mol</b>	<b>Chain</b>	<b>Res</b>	<b>Type</b>	<b>Atoms</b>
12	D	201	CDL	C76-C77-C78-C79
12	N	605	CDL	C76-C77-C78-C79
20	M	503	9YF	C24-C-O9-C8
17	C	303	MQ9	C7-C8-C9-C11
21	O	304	HEC	CAA-CBA-CGA-O2A
12	P	201	CDL	C32-C31-CA7-OA8
12	N	605	CDL	C52-C51-CB5-OB6
15	G	301	9Y0	C9-C10-C11-C12
21	C	301	HEC	CAA-CBA-CGA-O2A
15	S	301	9Y0	C9-C10-C11-C12
17	N	607	MQ9	C43-C44-C46-C47
12	P	201	CDL	C72-C71-CB7-OB8
12	R	601	CDL	C36-C37-C38-C39
17	O	303	MQ9	C39-C41-C42-C43
15	G	301	9Y0	C11-C12-C13-C14
15	S	301	9Y0	C11-C12-C13-C14
12	F	601	CDL	C36-C37-C38-C39
12	B	608	CDL	C22-C23-C24-C25
12	N	606	CDL	CA3-CA4-CA6-OA8
12	B	603	CDL	CB3-CB4-CB6-OB8
12	M	502	CDL	C34-C35-C36-C37
12	B	607	CDL	OB5-CB3-CB4-OB6
12	N	604	CDL	C32-C31-CA7-OA8
12	D	201	CDL	C84-C85-C86-C87
12	A	504	CDL	C52-C53-C54-C55
14	F	606	HEA	CAA-CBA-CGA-O1A
12	A	504	CDL	OB6-CB4-CB6-OB8
12	N	604	CDL	CB7-C71-C72-C73
20	A	503	9YF	C40-C41-C42-C43
14	R	606	HEA	CAA-CBA-CGA-O1A
12	F	601	CDL	C12-C11-CA5-OA6
12	R	601	CDL	C12-C11-CA5-OA6
20	A	505	9YF	O9-C8-C9-C10
12	F	602	CDL	C12-C11-CA5-OA6
12	R	602	CDL	C12-C11-CA5-OA6
12	B	605	CDL	C72-C71-CB7-OB8
12	M	502	CDL	C55-C56-C57-C58
12	D	201	CDL	C57-C58-C59-C60
12	B	608	CDL	C31-C32-C33-C34
15	S	301	9Y0	C11-C10-C9-C8
12	A	504	CDL	C39-C40-C41-C42
12	M	502	CDL	C38-C39-C40-C41

*Continued on next page...*

*Continued from previous page...*

Mol	Chain	Res	Type	Atoms
15	G	301	9Y0	C11-C10-C9-C8
17	N	608	MQ9	C35-C34-C36-C37
12	O	301	CDL	C33-C34-C35-C36
12	B	608	CDL	C73-C74-C75-C76
12	O	301	CDL	C72-C71-CB7-OB9
14	F	607	HEA	C17-C18-C19-C27
14	R	607	HEA	C17-C18-C19-C27
12	P	201	CDL	C72-C71-CB7-OB9
12	B	607	CDL	C75-C76-C77-C78
12	B	605	CDL	C72-C71-CB7-OB9
12	F	601	CDL	CA3-CA4-CA6-OA8
12	D	201	CDL	CA3-CA4-CA6-OA8
12	R	601	CDL	CA3-CA4-CA6-OA8
12	B	605	CDL	C52-C51-CB5-OB6
12	N	605	CDL	C52-C51-CB5-OB7
21	C	301	HEC	CAA-CBA-CGA-O1A
12	N	606	CDL	C11-C12-C13-C14
12	F	602	CDL	C12-C11-CA5-OA7
12	F	602	CDL	CA2-OA2-PA1-OA4
12	R	602	CDL	CA2-OA2-PA1-OA4
12	P	201	CDL	CA2-OA2-PA1-OA3
12	B	608	CDL	CA2-OA2-PA1-OA4
12	A	504	CDL	CA2-OA2-PA1-OA3
15	G	301	9Y0	C2-O3-P-O
15	S	301	9Y0	C2-O3-P-O
17	B	609	MQ9	C6-C7-C8-C9
20	M	504	9YF	C1-O-P-O8
12	R	602	CDL	C63-C64-C65-C66
12	R	602	CDL	C12-C11-CA5-OA7
12	M	502	CDL	C33-C34-C35-C36
21	O	304	HEC	CAA-CBA-CGA-O1A
12	F	602	CDL	C63-C64-C65-C66
12	N	604	CDL	C32-C31-CA7-OA9
12	A	504	CDL	C11-C12-C13-C14
20	A	503	9YF	C11-C12-C13-C14
12	B	606	CDL	C15-C16-C17-C18
18	B	611	HV0	C23-C24-C27-C32
13	F	603	PLM	CD-CE-CF-CG
16	N	601	HEM	CAA-CBA-CGA-O2A
16	B	601	HEM	CAA-CBA-CGA-O2A
12	B	607	CDL	C72-C71-CB7-OB8
15	G	301	9Y0	O7-C21-C22-C23

*Continued on next page...*

*Continued from previous page...*

Mol	Chain	Res	Type	Atoms
15	S	301	9Y0	O7-C21-C22-C23
12	F	601	CDL	C12-C11-CA5-OA7
12	R	601	CDL	C12-C11-CA5-OA7
14	F	607	HEA	C27-C19-C20-C21
14	R	607	HEA	C27-C19-C20-C21
17	O	303	MQ9	C38-C39-C41-C42
21	O	304	HEC	CAD-CBD-CGD-O2D
21	C	301	HEC	CAD-CBD-CGD-O2D
12	A	504	CDL	C36-C37-C38-C39
20	A	505	9YF	O10-C8-C9-C10
14	F	606	HEA	C19-C20-C21-C22
14	R	606	HEA	C19-C20-C21-C22
17	O	302	MQ9	C14-C16-C17-C18
17	A	502	MQ9	C19-C21-C22-C23
14	F	607	HEA	C16-C17-C18-C19
14	R	607	HEA	C16-C17-C18-C19
12	F	602	CDL	O1-C1-CB2-OB2
12	R	602	CDL	O1-C1-CB2-OB2
16	B	601	HEM	CAA-CBA-CGA-O1A
21	O	304	HEC	CAD-CBD-CGD-O1D
21	C	301	HEC	CAD-CBD-CGD-O1D

There are no ring outliers.

40 monomers are involved in 169 short contacts:

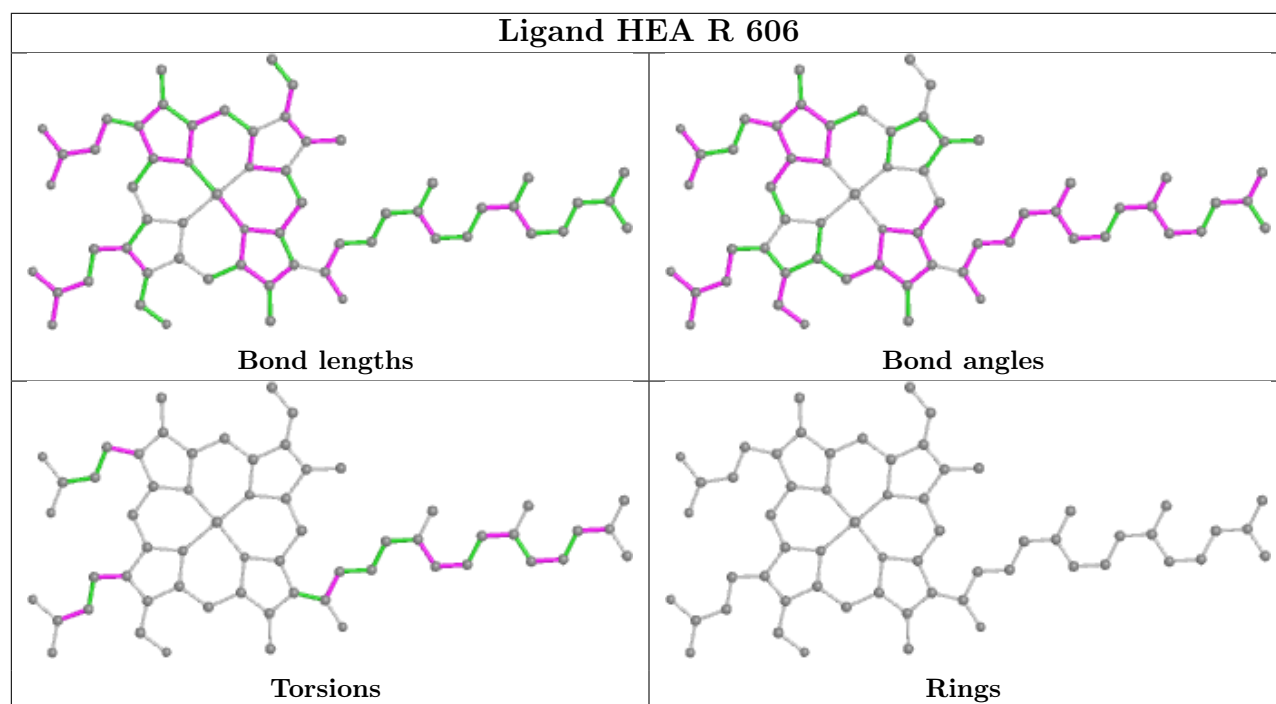
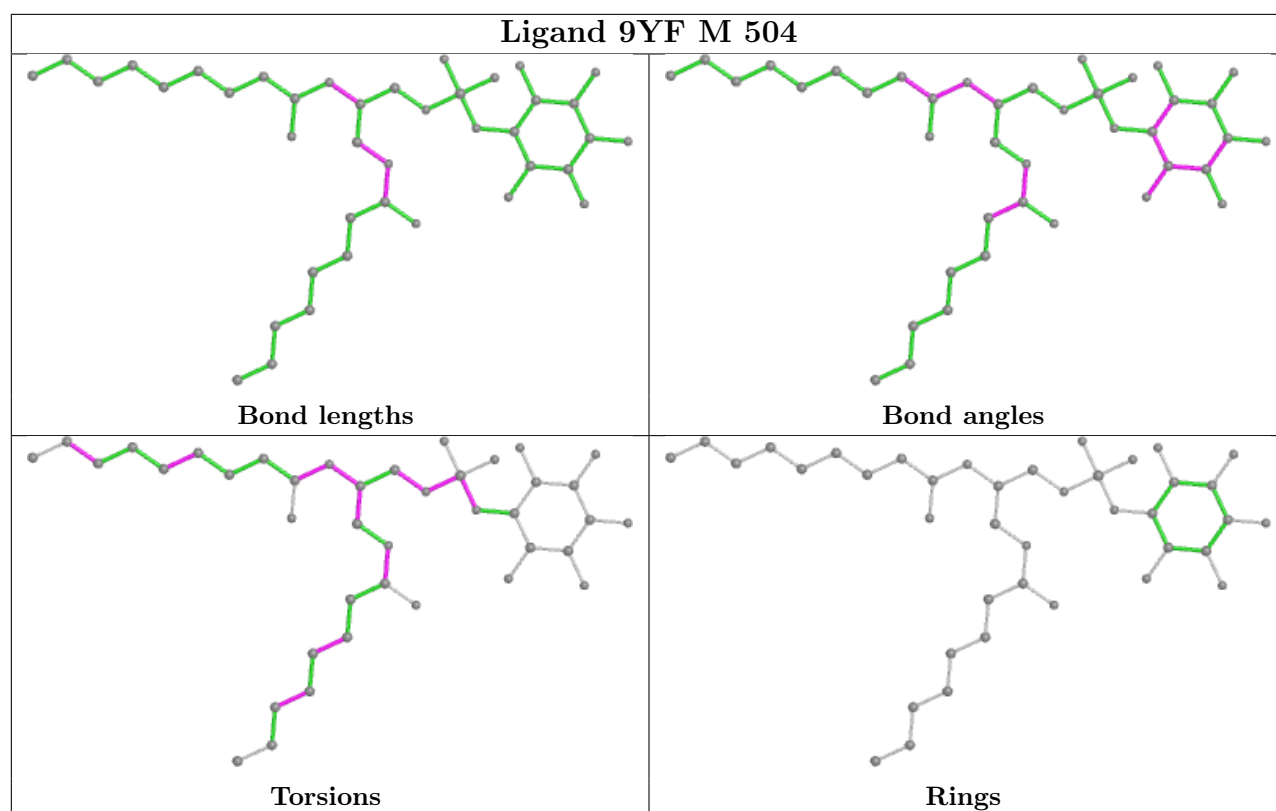
Mol	Chain	Res	Type	Clashes	Symm-Clashes
20	M	504	9YF	4	0
14	R	606	HEA	6	0
16	N	602	HEM	3	0
12	P	201	CDL	7	0
12	N	605	CDL	5	0
14	F	607	HEA	8	0
16	B	602	HEM	5	0
20	A	503	9YF	6	0
12	B	603	CDL	4	0
17	O	303	MQ9	2	0
12	D	201	CDL	6	0
17	A	502	MQ9	6	0
17	N	607	MQ9	4	0
17	C	303	MQ9	5	0
19	A	501	FES	3	0
20	M	503	9YF	6	0

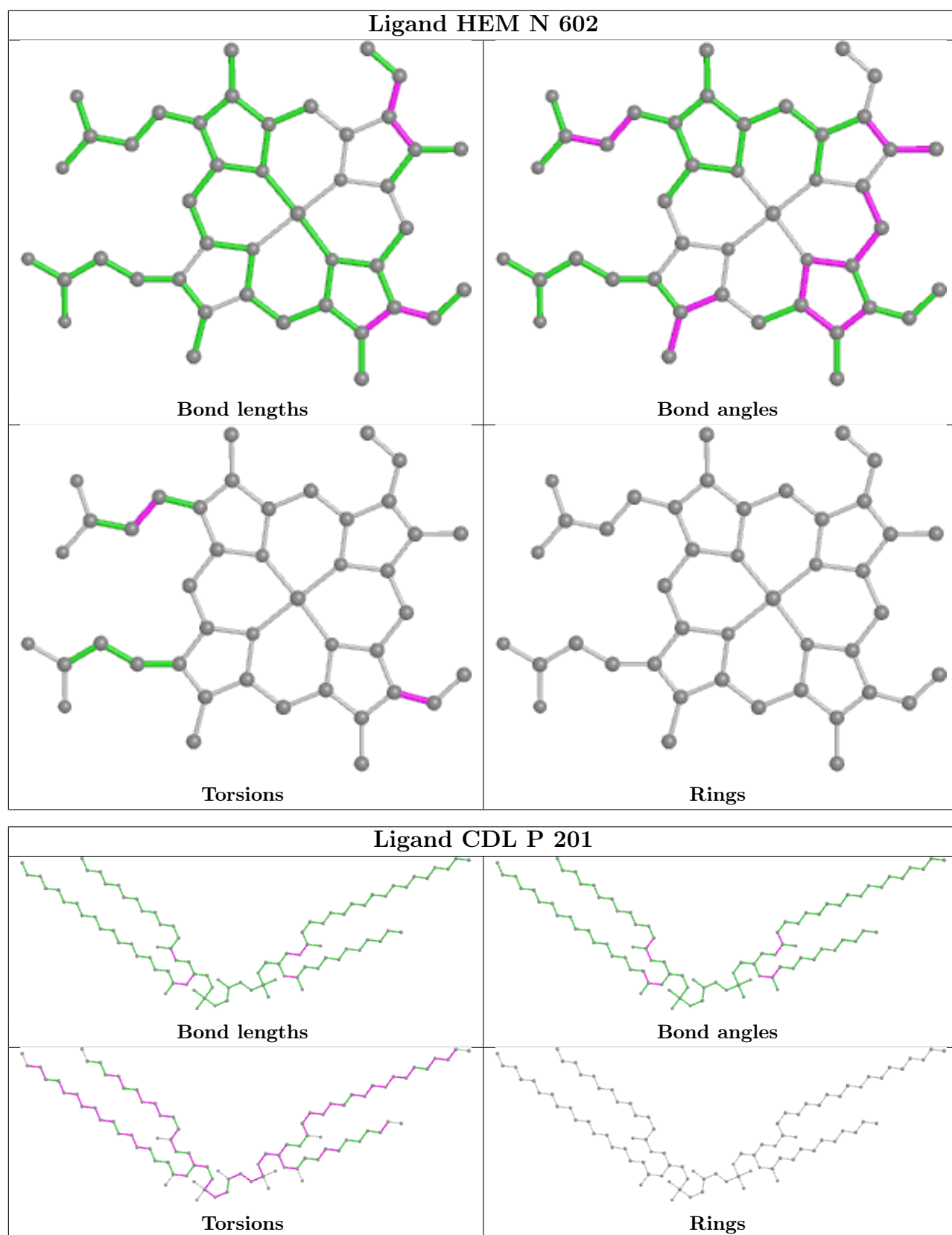
*Continued on next page...*

*Continued from previous page...*

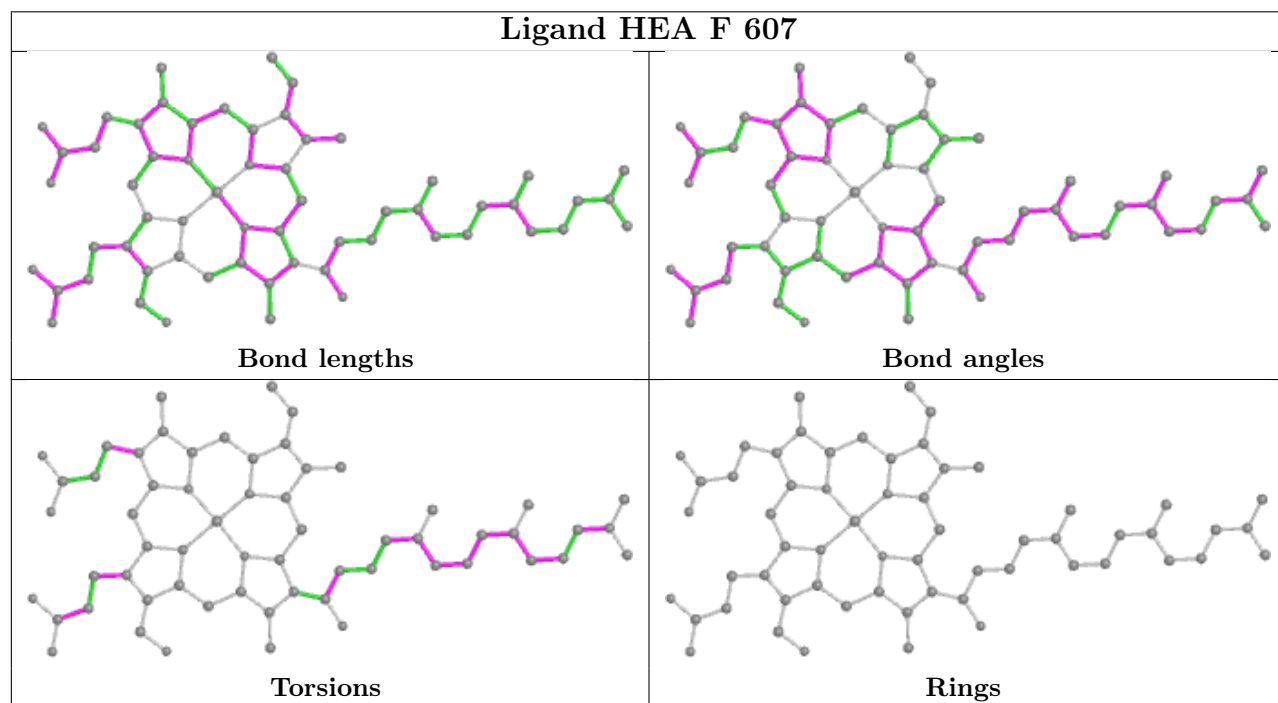
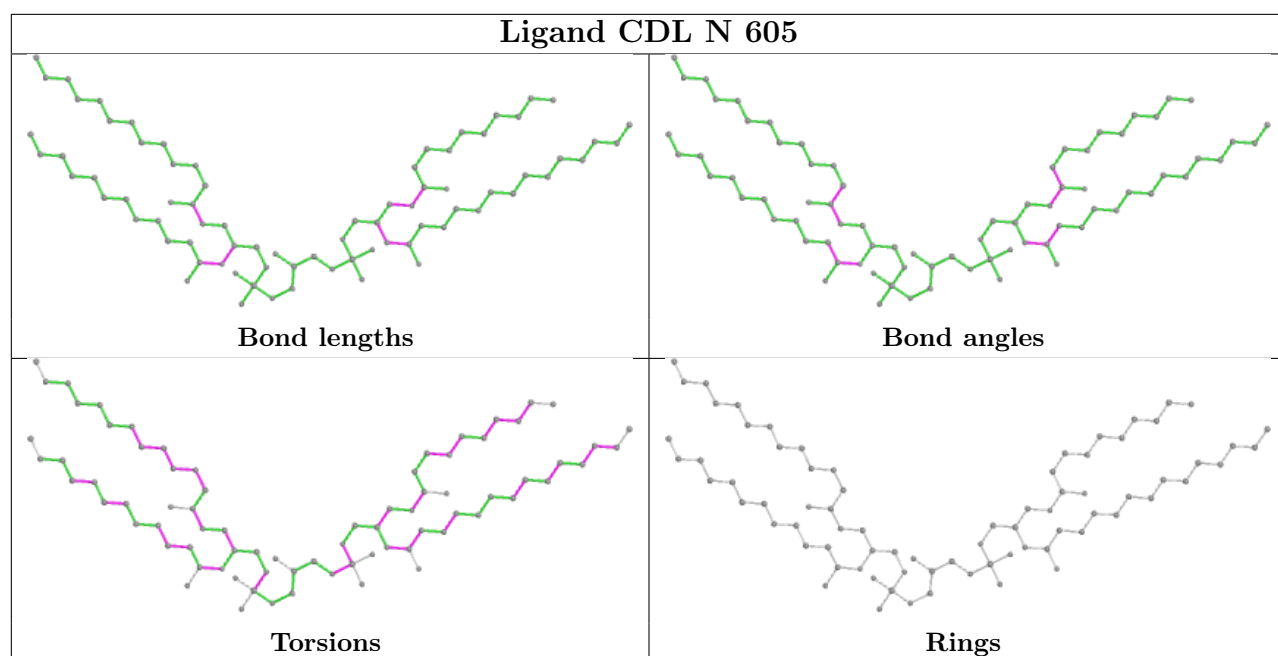
Mol	Chain	Res	Type	Clashes	Symm-Clashes
12	B	606	CDL	3	0
12	R	602	CDL	5	0
12	F	602	CDL	2	0
16	B	601	HEM	1	0
19	M	501	FES	2	0
17	B	610	MQ9	10	0
12	B	605	CDL	3	0
12	N	606	CDL	4	0
14	F	606	HEA	6	0
14	R	607	HEA	8	0
12	N	604	CDL	2	0
20	A	505	9YF	18	0
12	A	504	CDL	5	0
12	B	608	CDL	3	0
17	O	302	MQ9	6	0
17	N	608	MQ9	4	0
12	F	601	CDL	1	0
17	B	609	MQ9	4	0
21	O	304	HEC	1	0
12	B	607	CDL	2	0
12	M	502	CDL	1	0
21	C	301	HEC	3	0
16	N	601	HEM	2	0
12	O	301	CDL	2	0

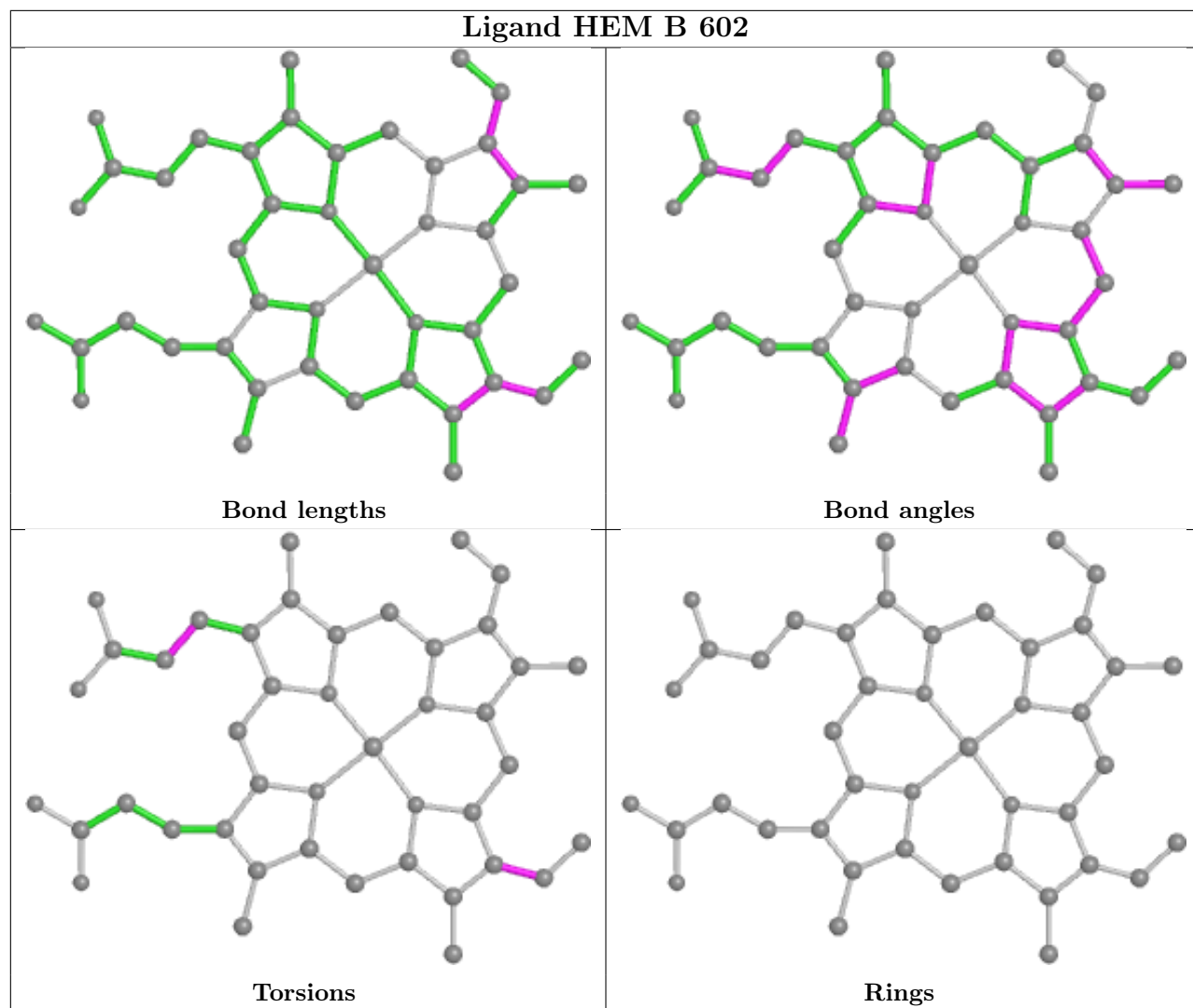
The following is a two-dimensional graphical depiction of Mogul quality analysis of bond lengths, bond angles, torsion angles, and ring geometry for all instances of the Ligand of Interest. In addition, ligands with molecular weight > 250 and outliers as shown on the validation Tables will also be included. For torsion angles, if less than 5% of the Mogul distribution of torsion angles is within 10 degrees of the torsion angle in question, then that torsion angle is considered an outlier. Any bond that is central to one or more torsion angles identified as an outlier by Mogul will be highlighted in the graph. For rings, the root-mean-square deviation (RMSD) between the ring in question and similar rings identified by Mogul is calculated over all ring torsion angles. If the average RMSD is greater than 60 degrees and the minimal RMSD between the ring in question and any Mogul-identified rings is also greater than 60 degrees, then that ring is considered an outlier. The outliers are highlighted in purple. The color gray indicates Mogul did not find sufficient equivalents in the CSD to analyse the geometry.

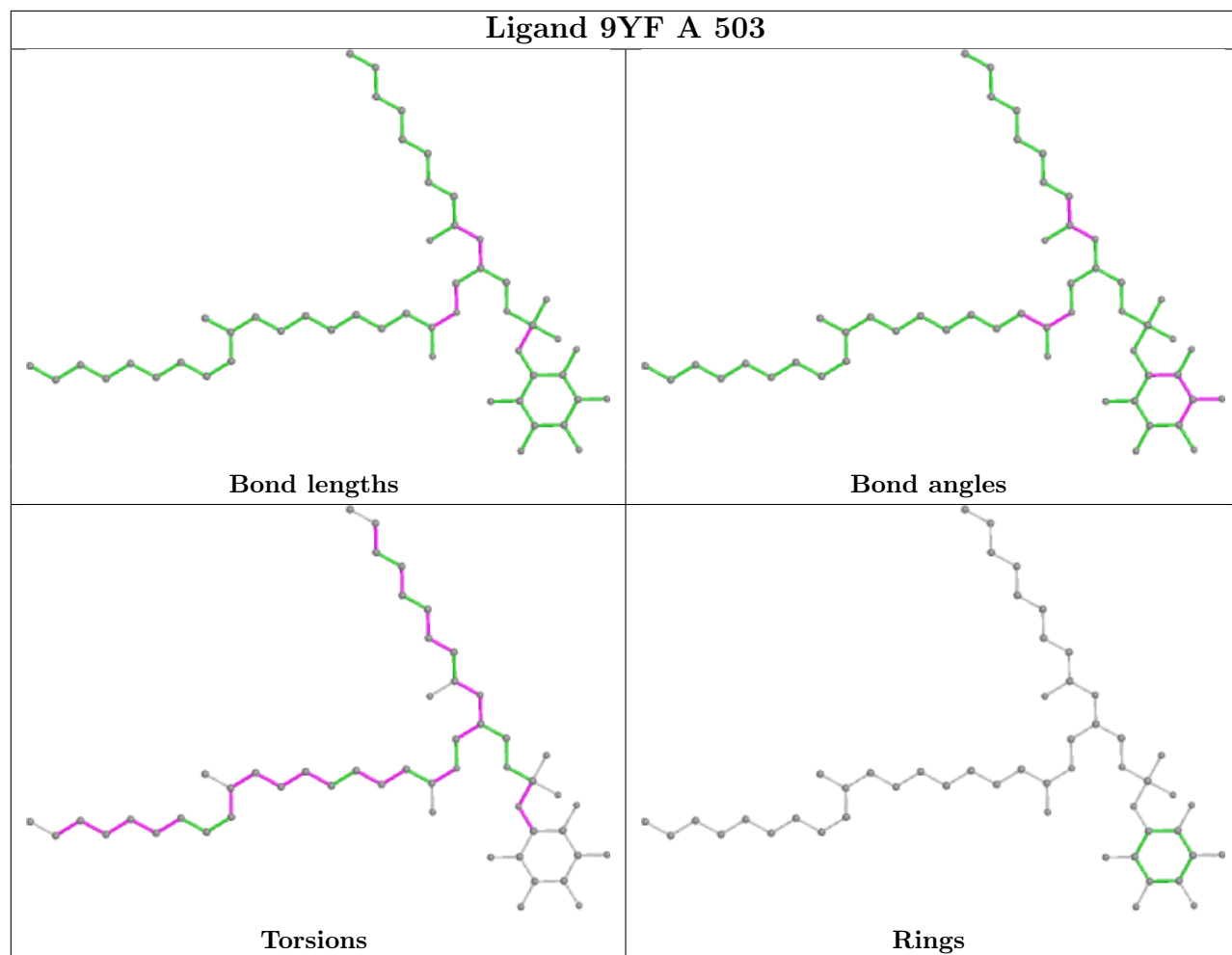


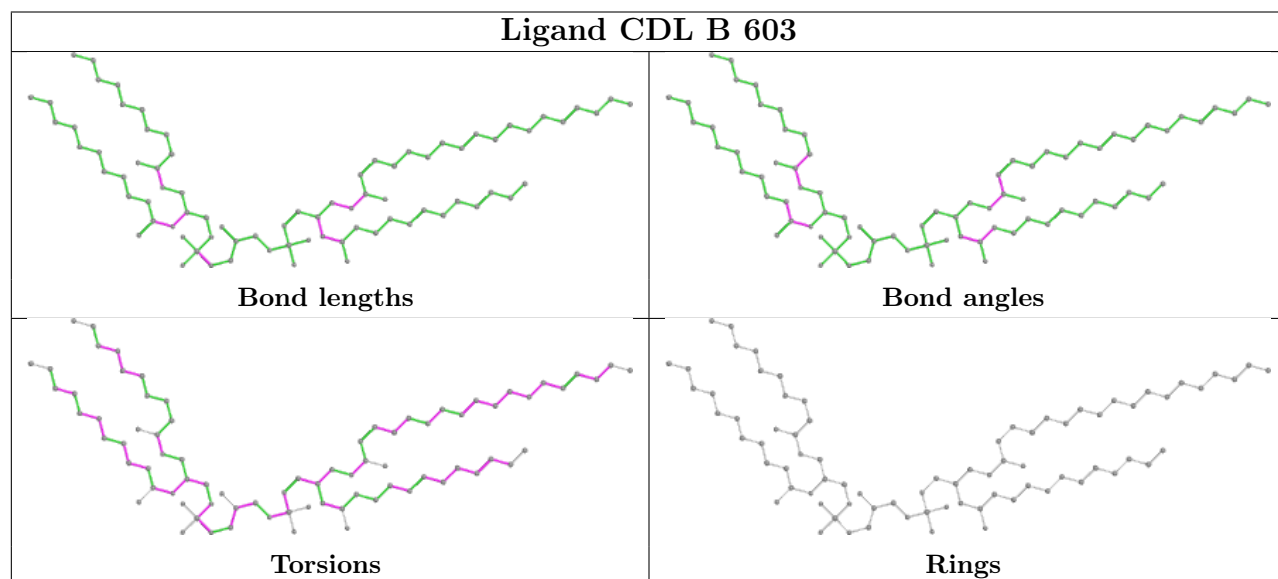
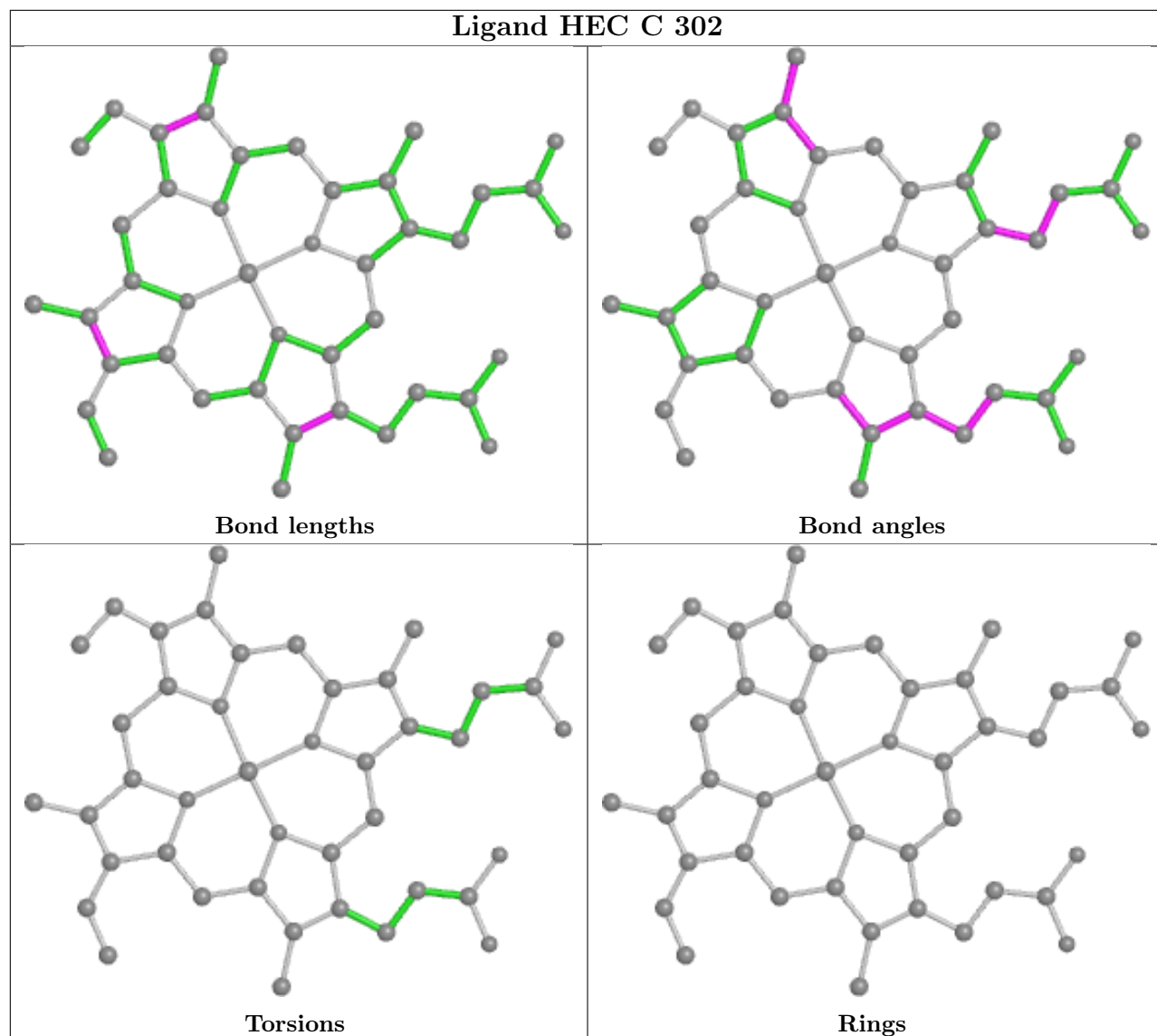


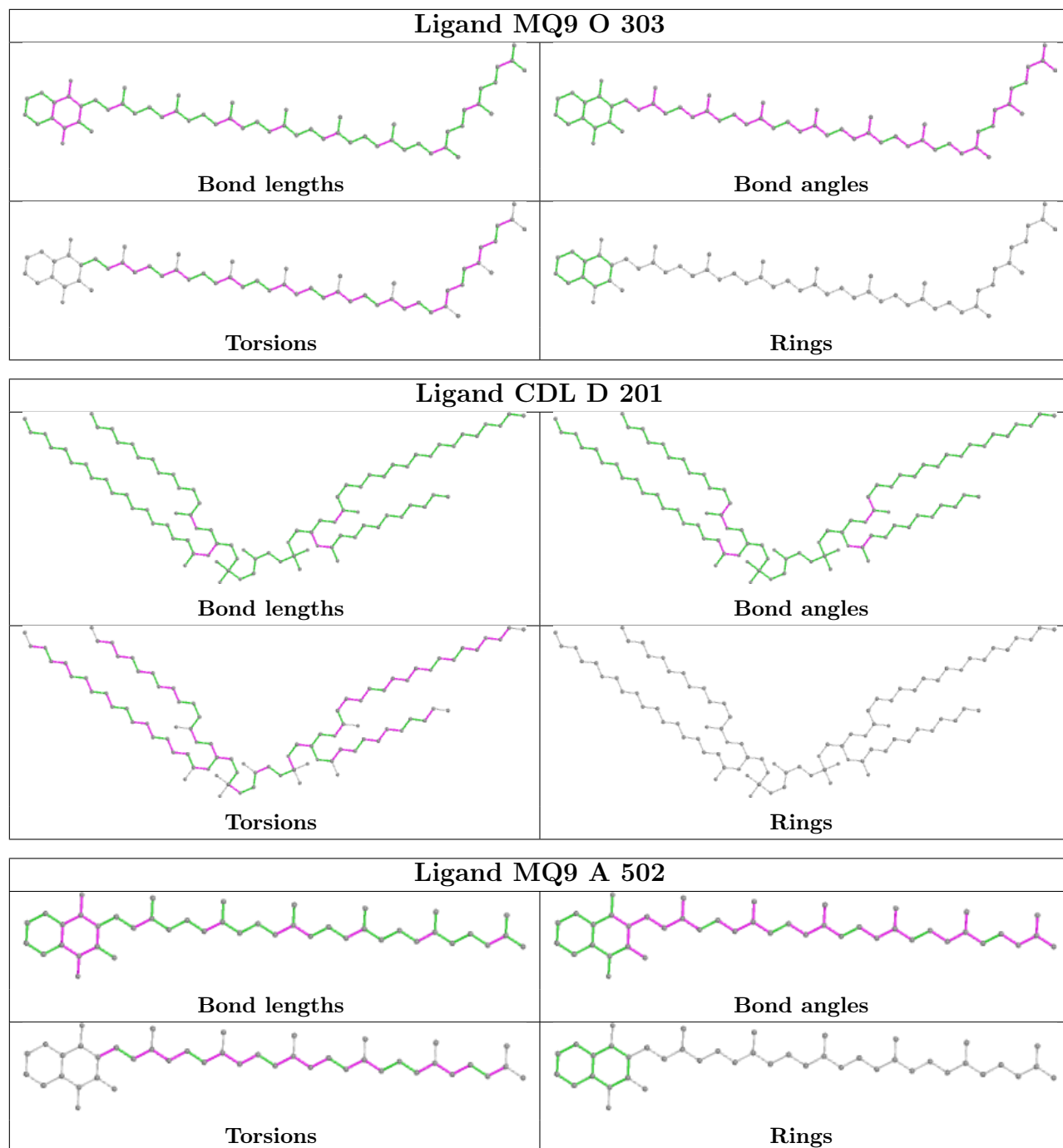


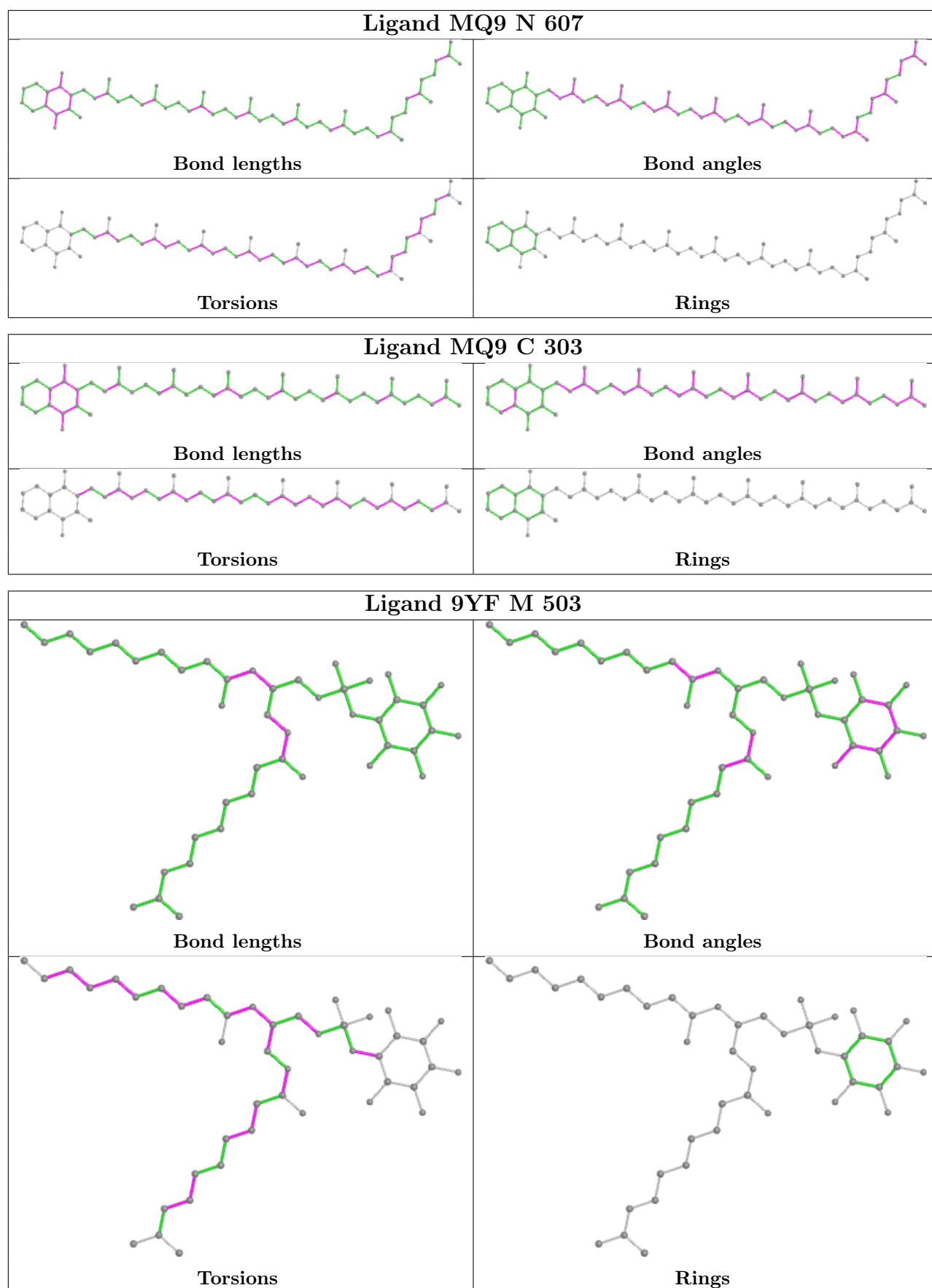


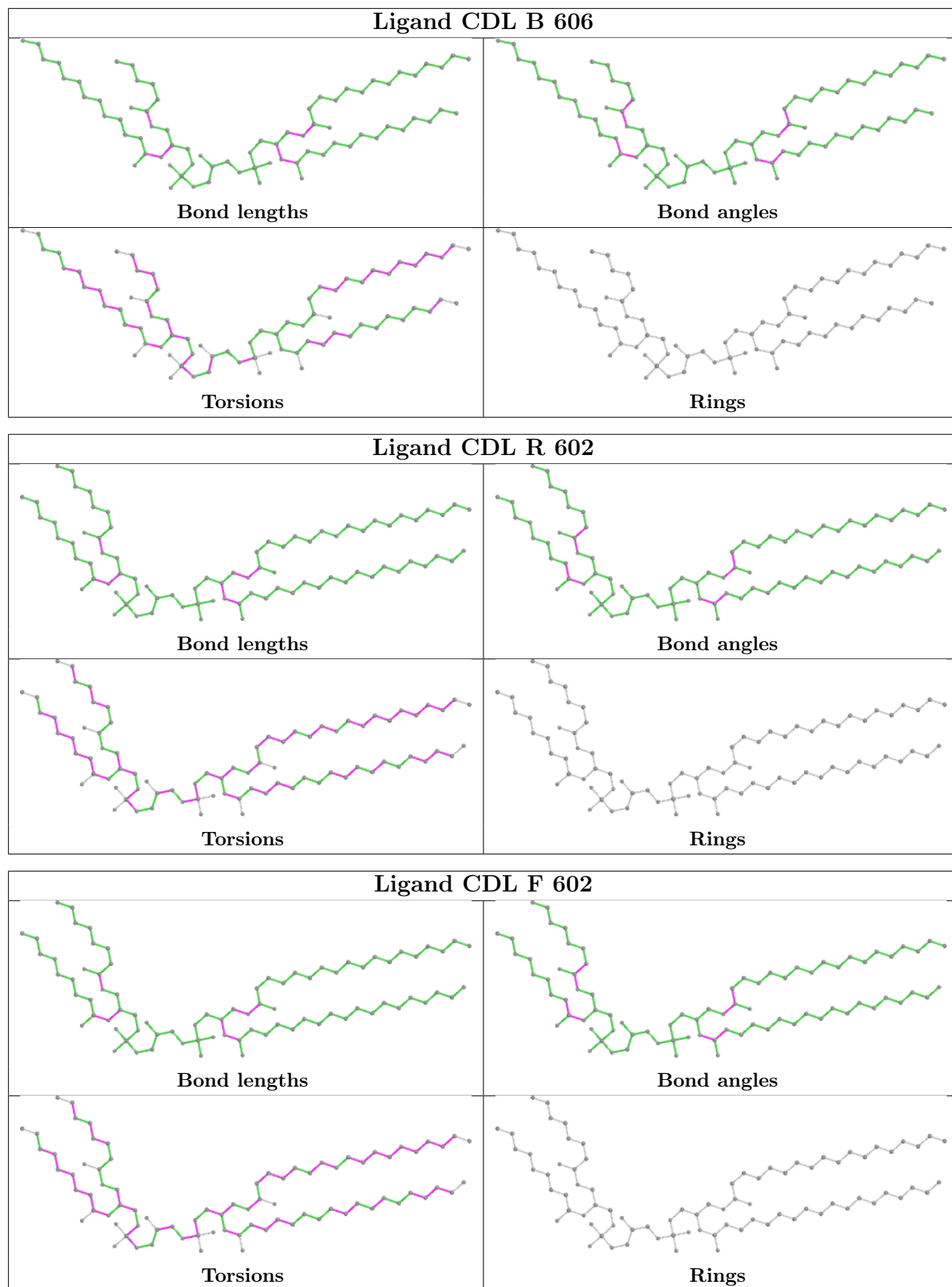


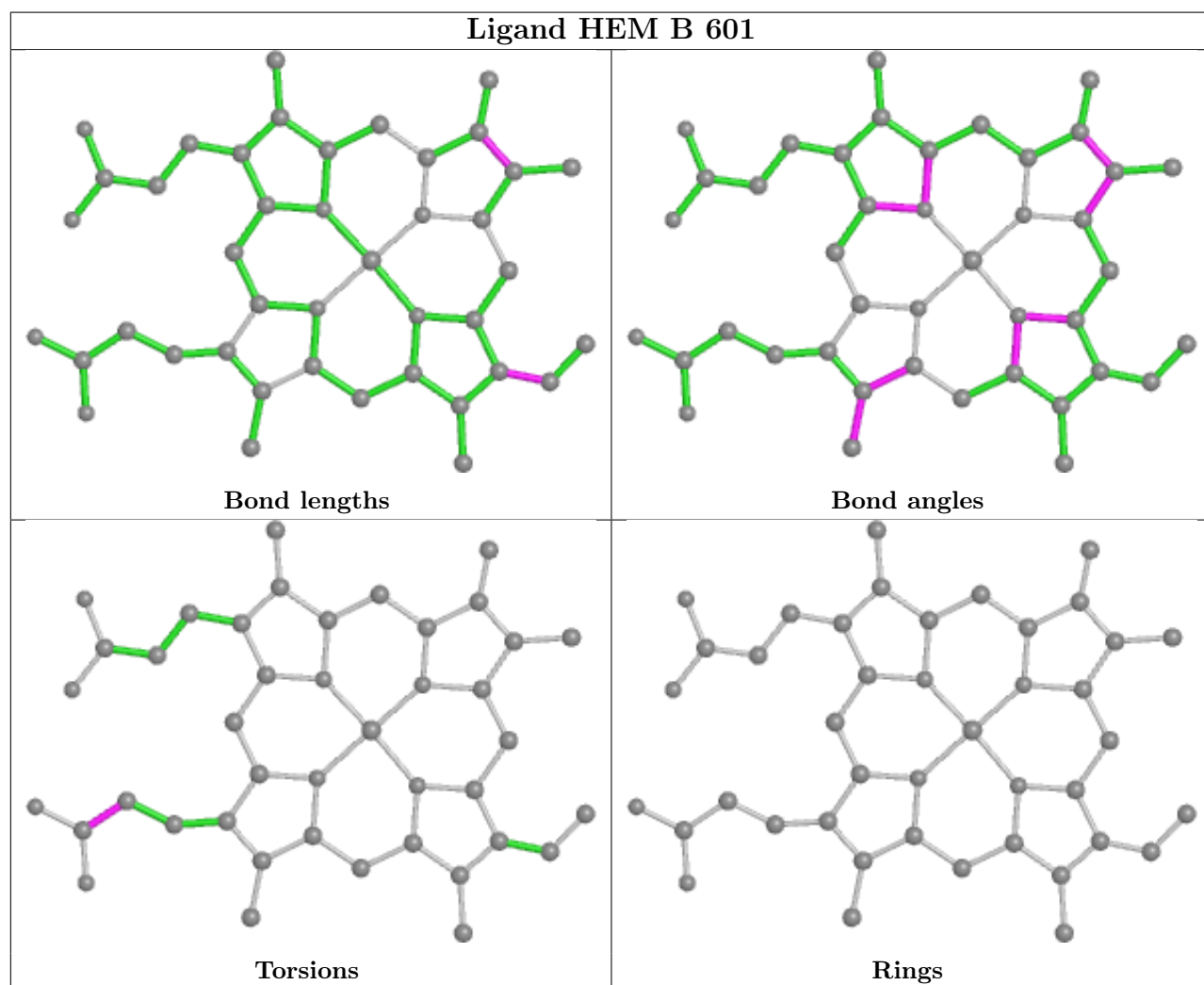
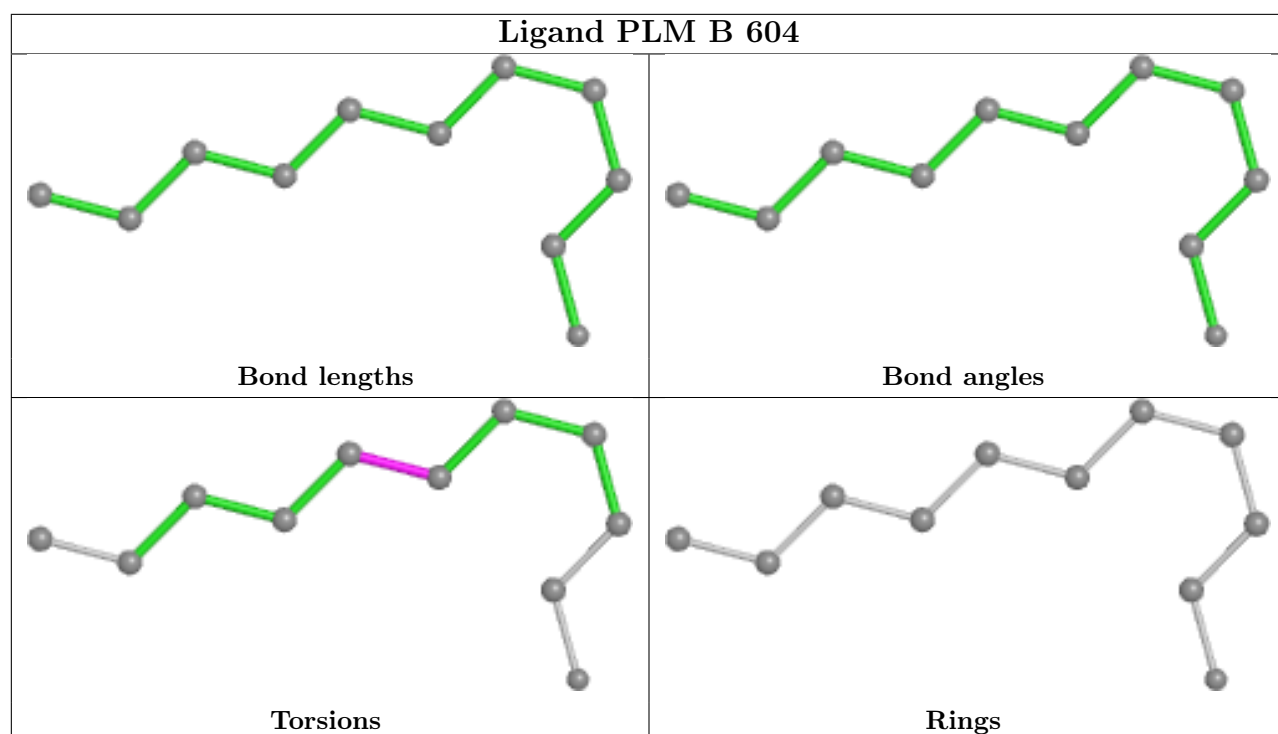




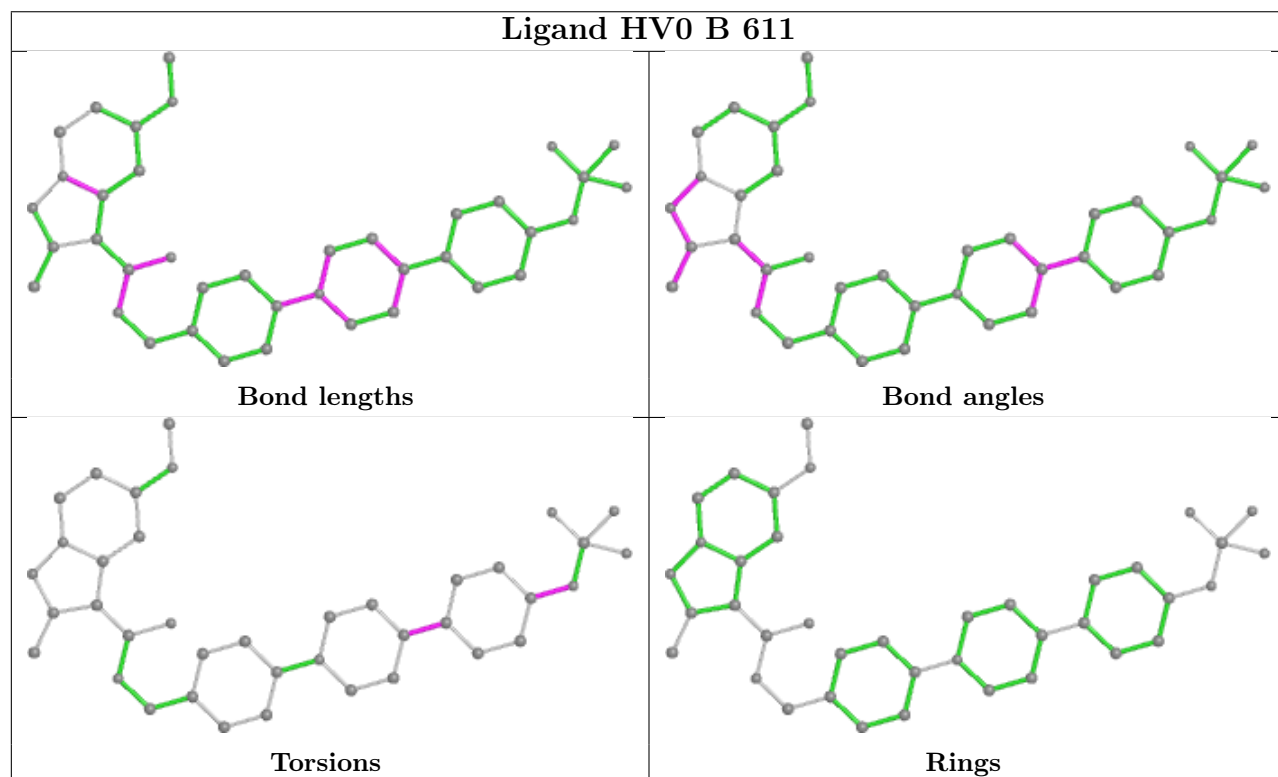
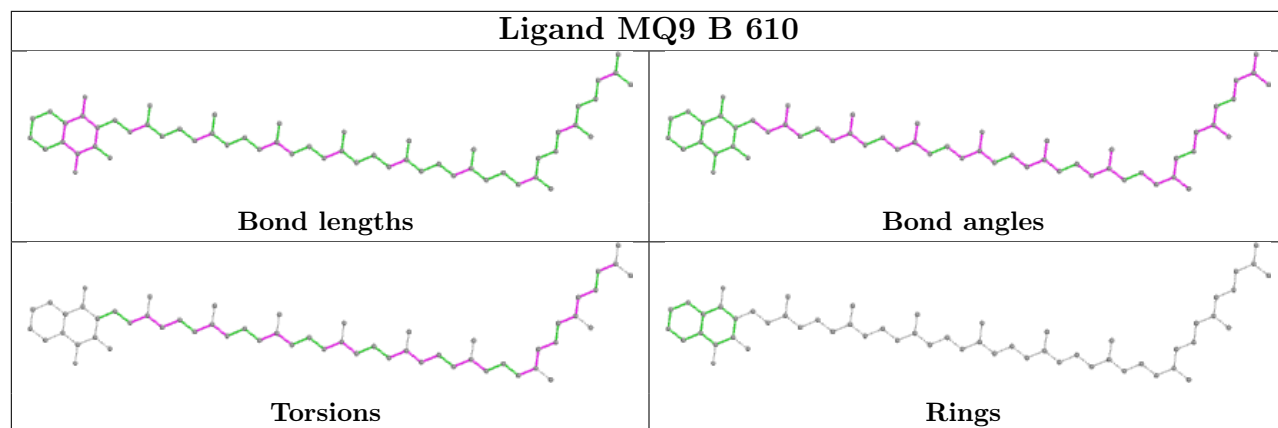


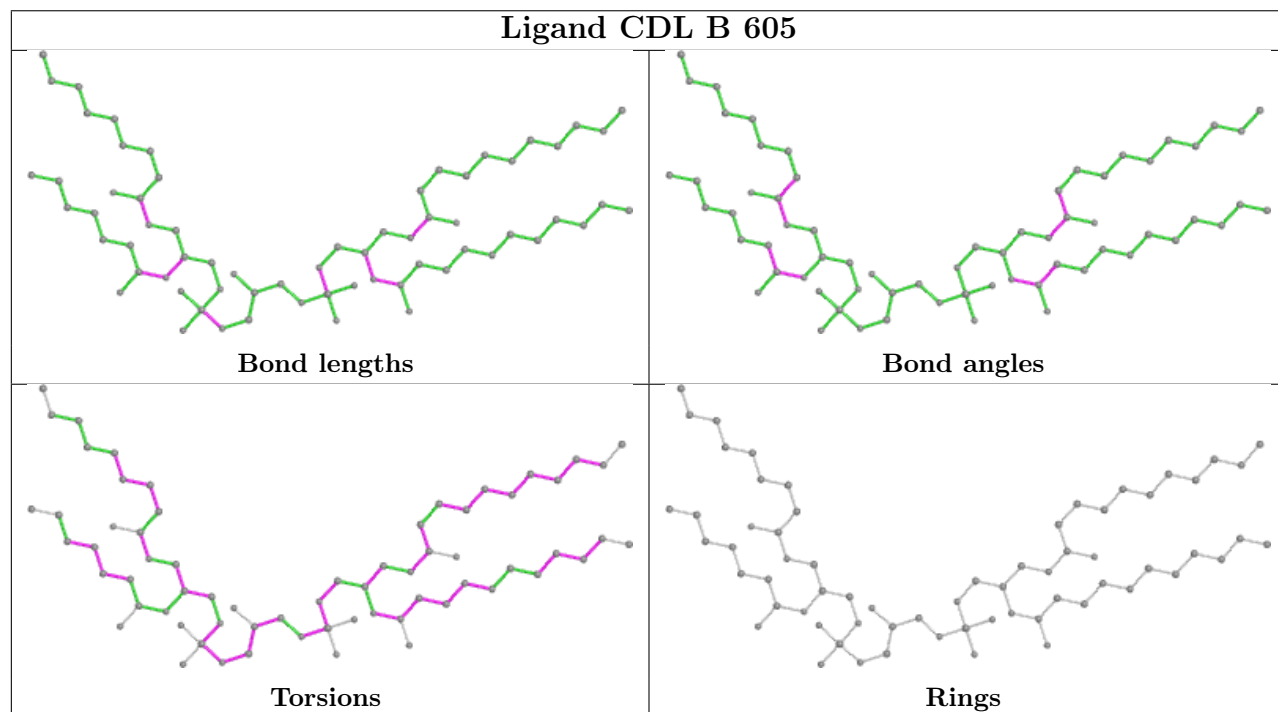
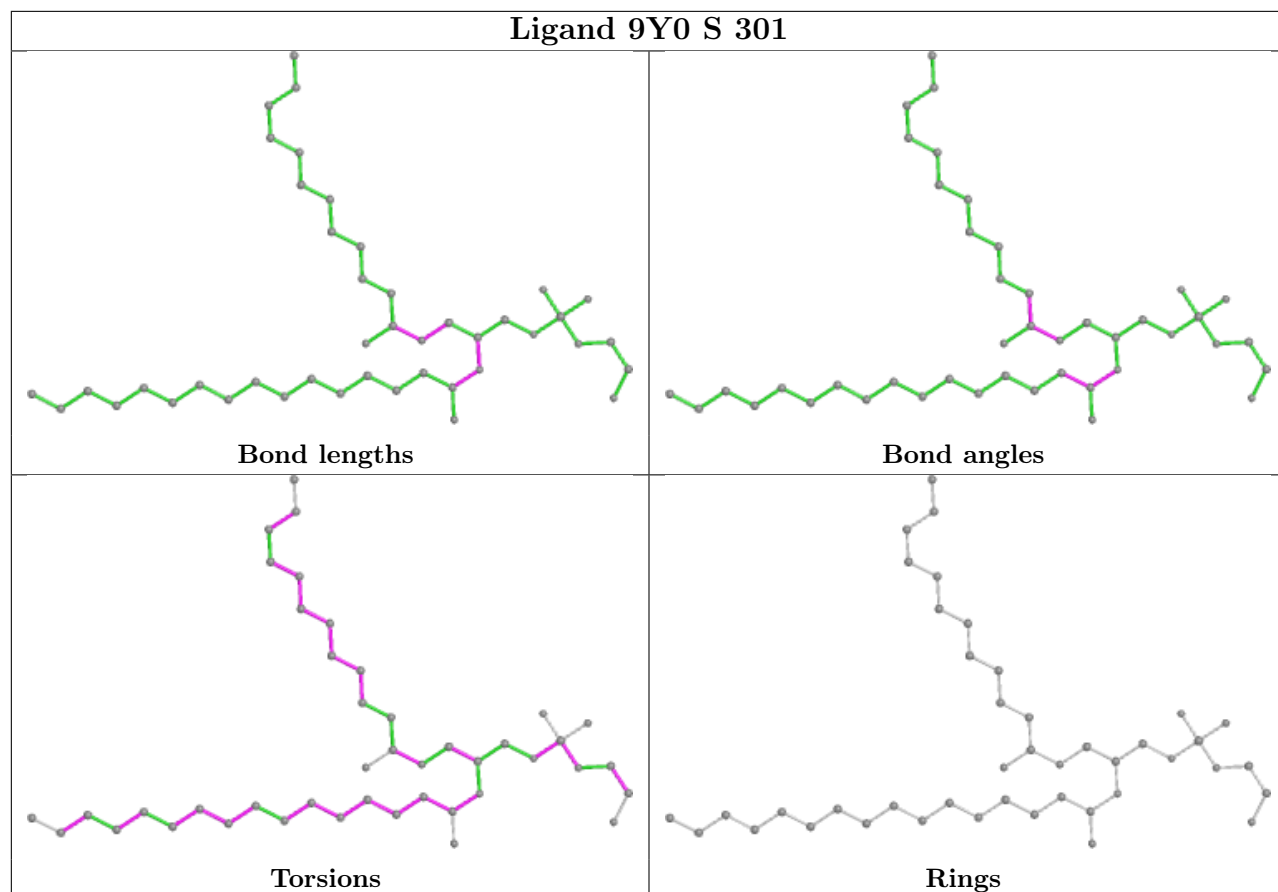


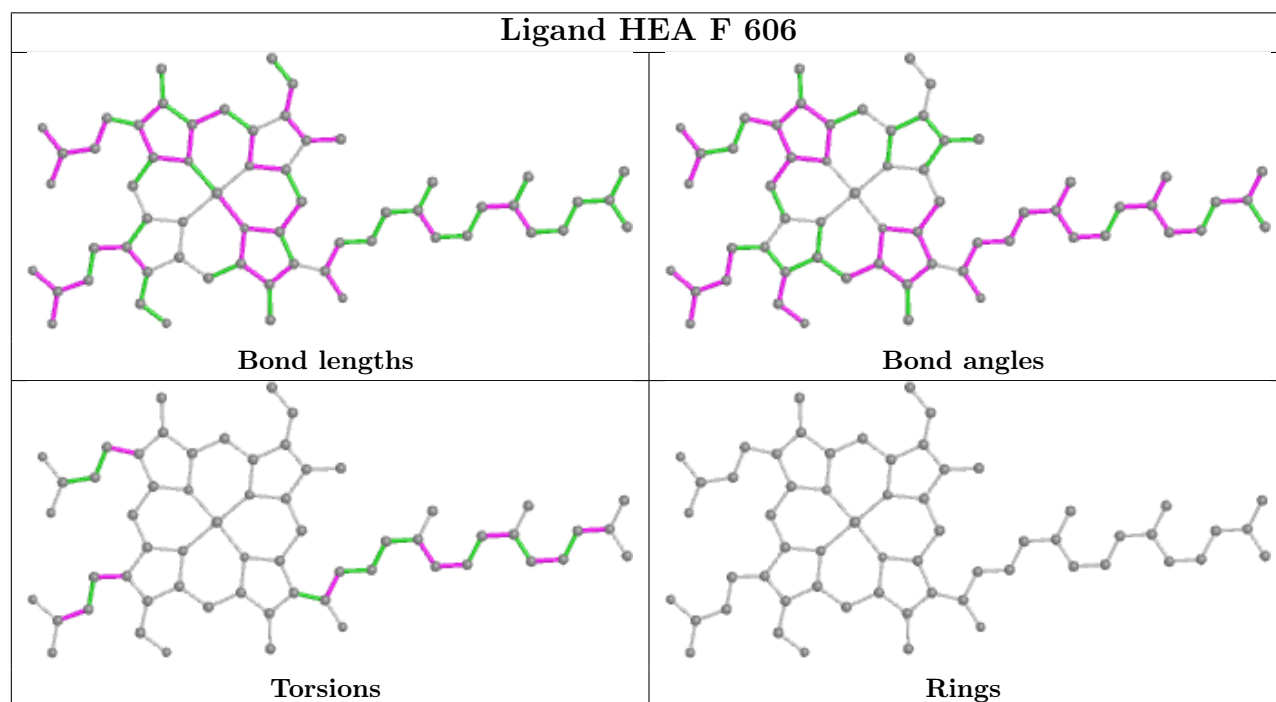
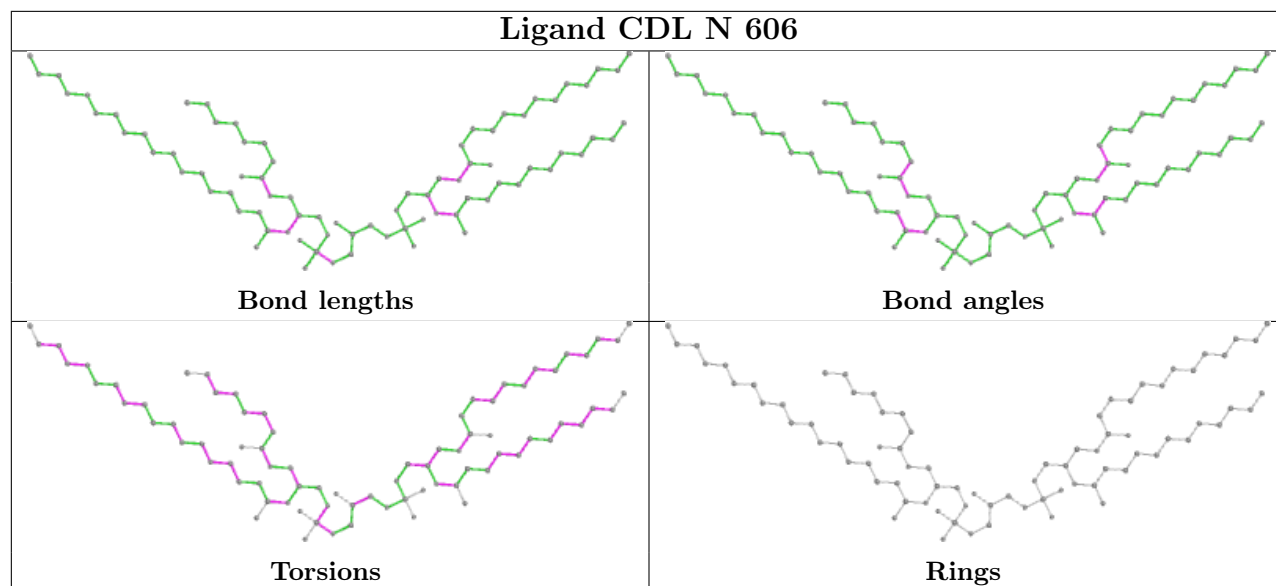


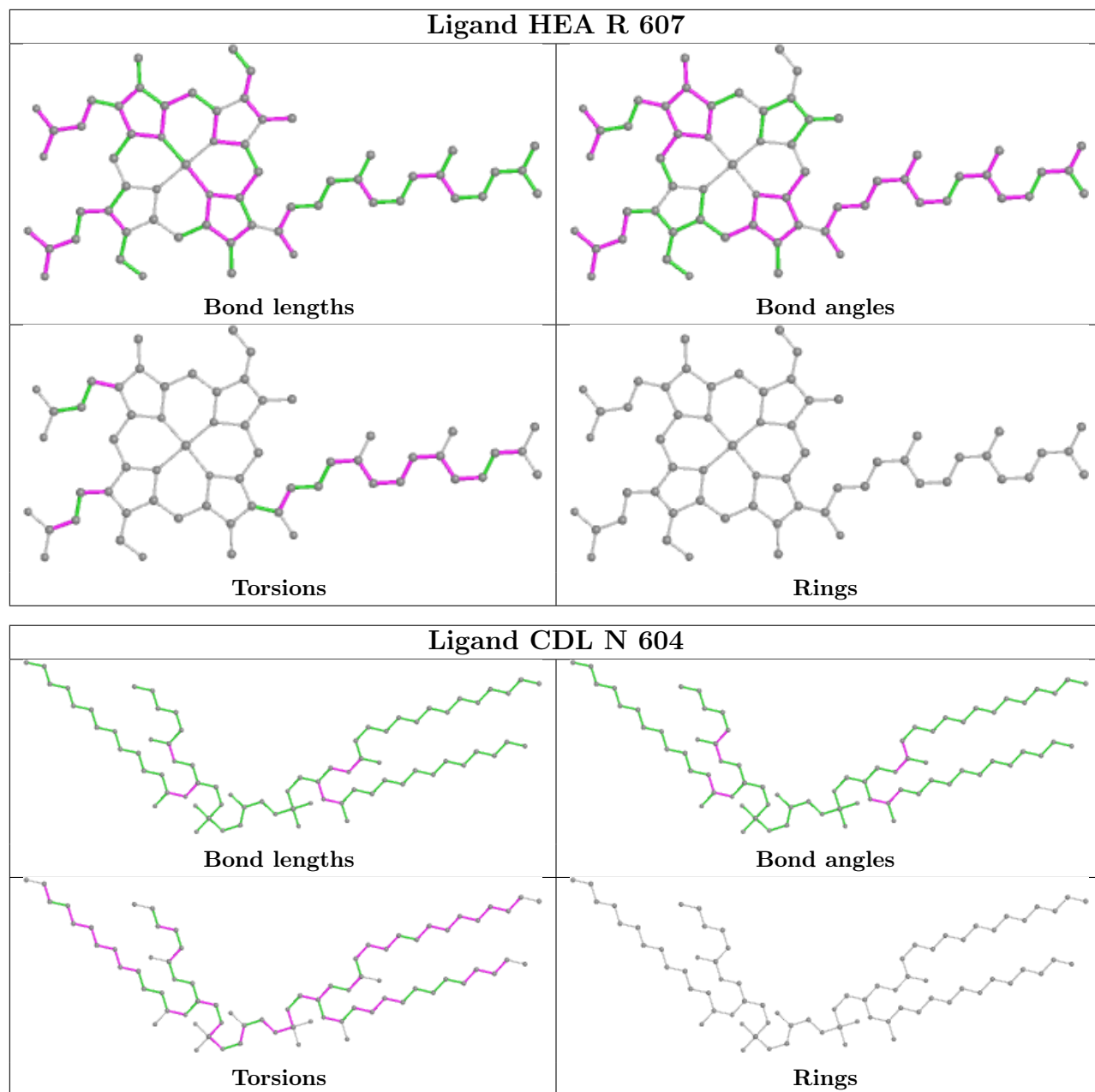


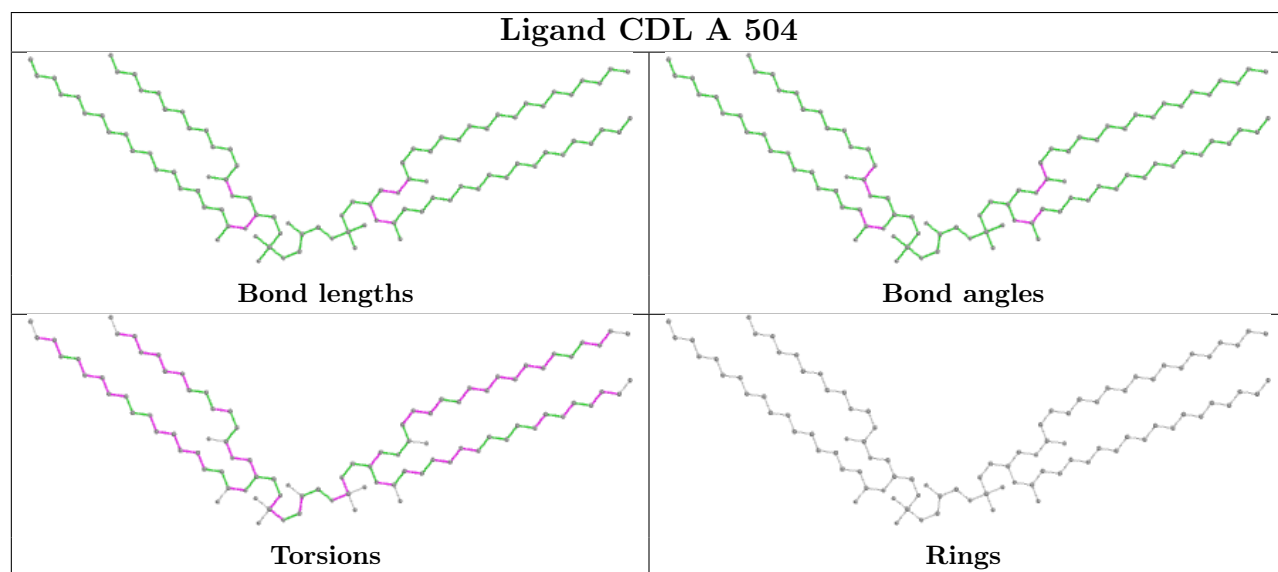
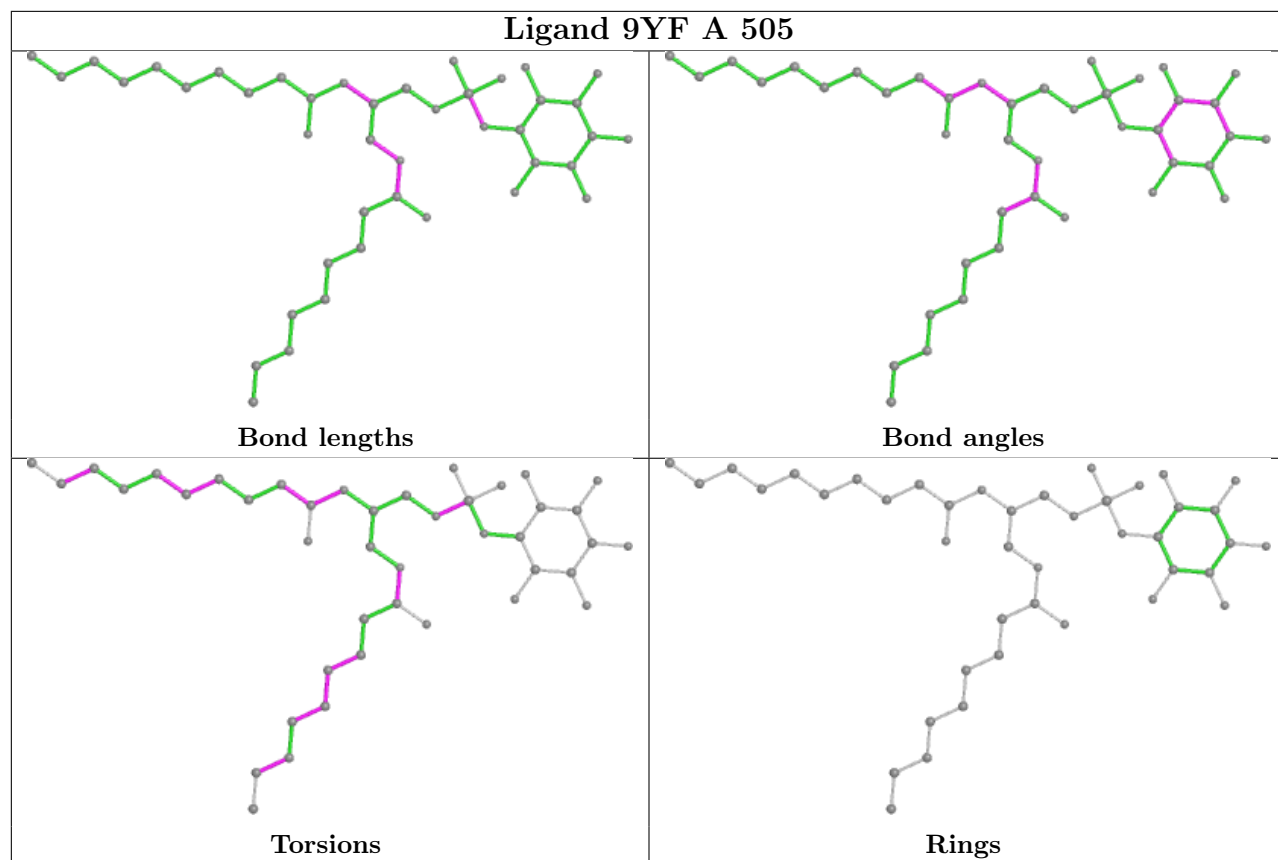


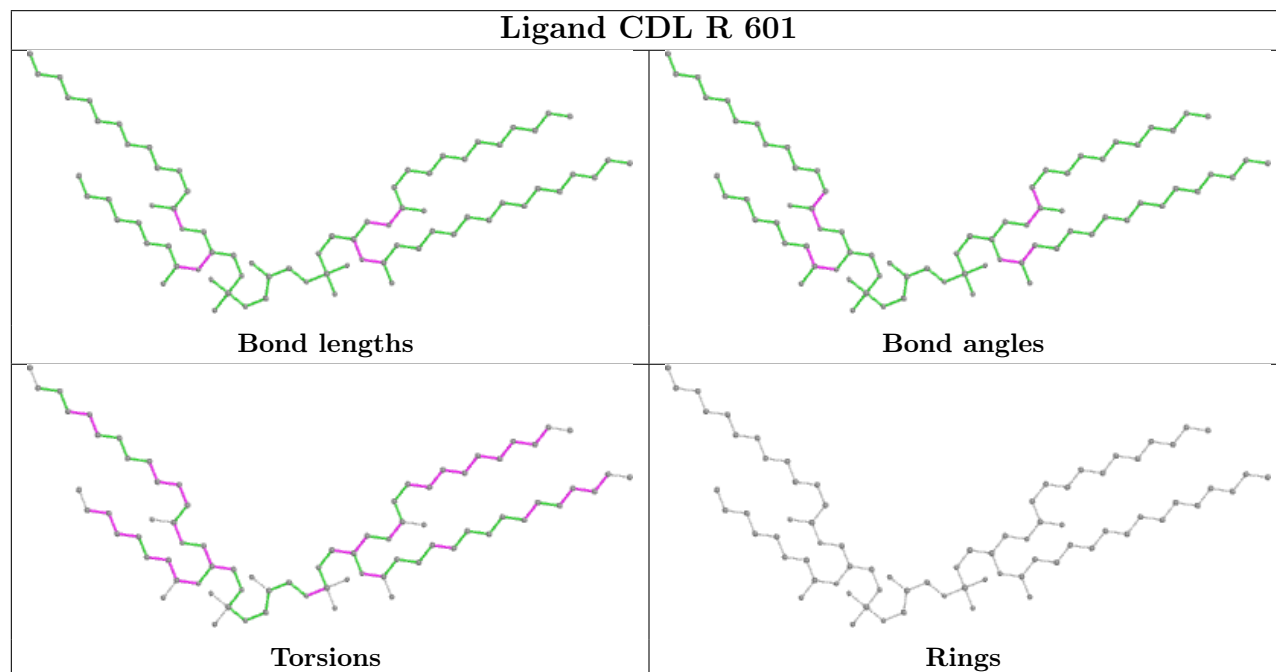
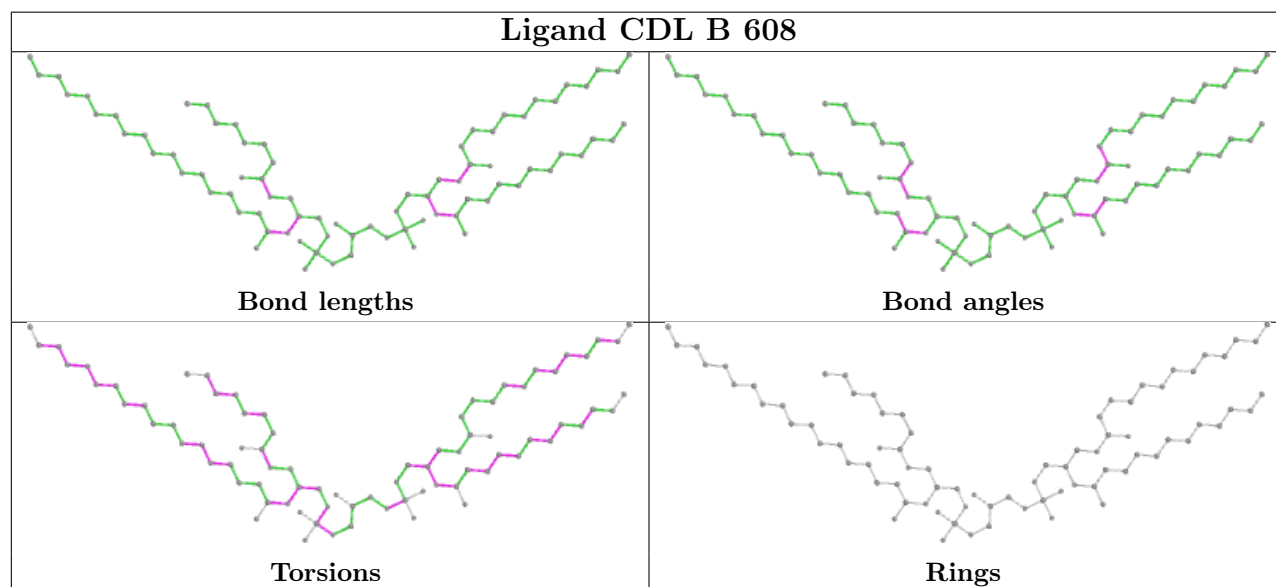
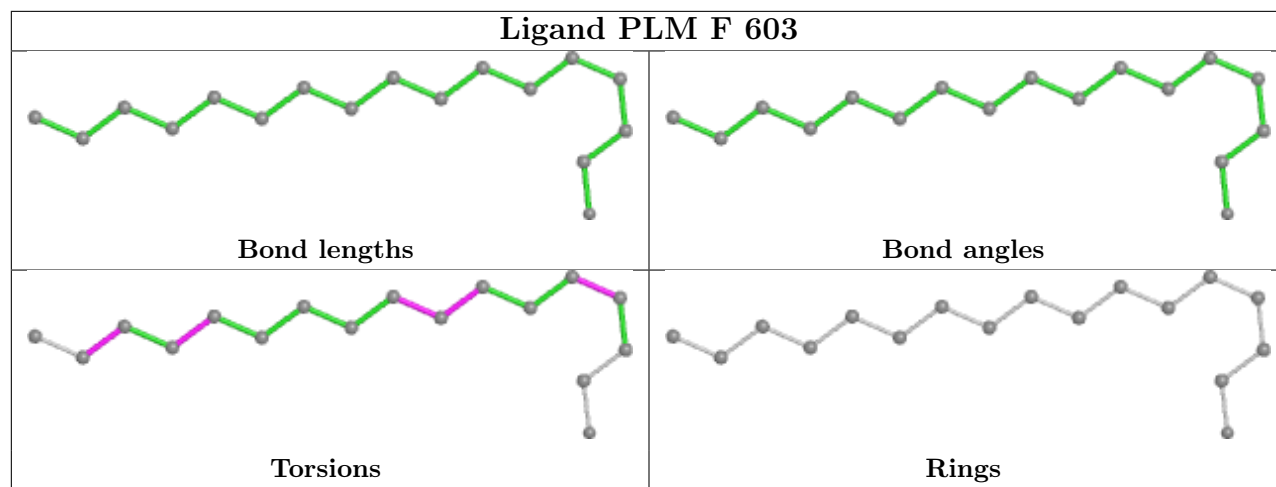


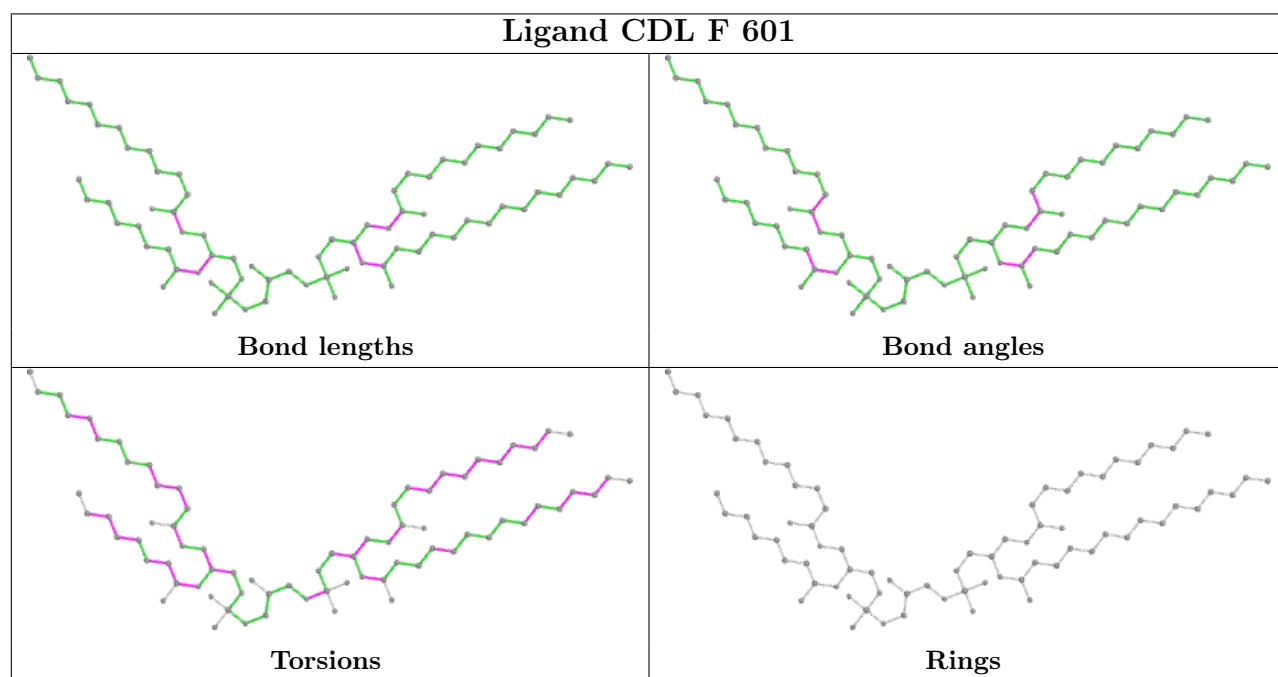

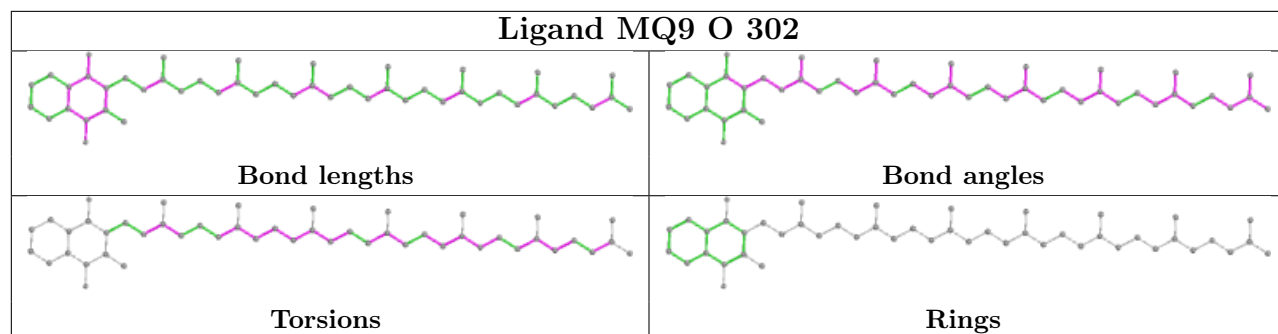


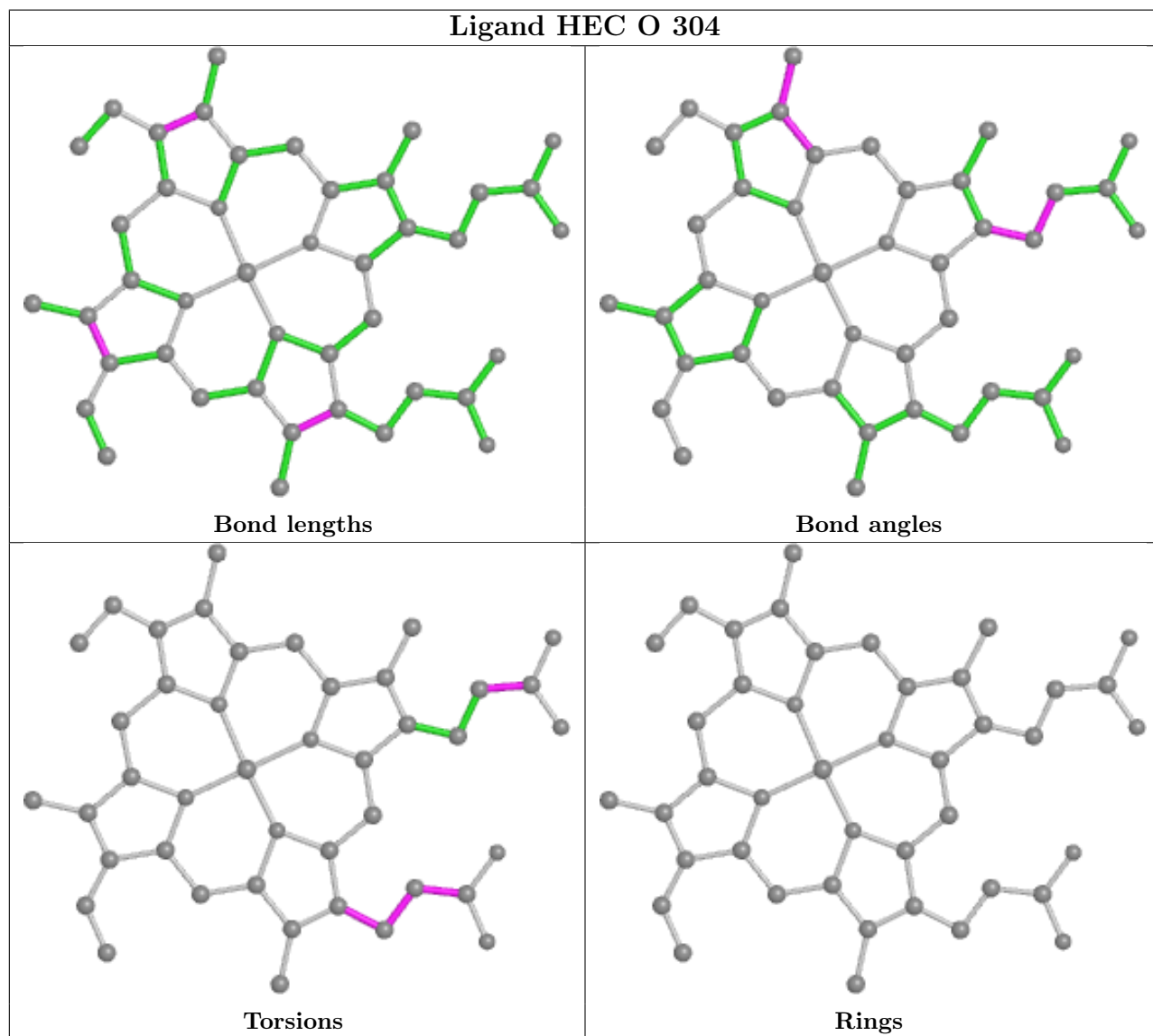
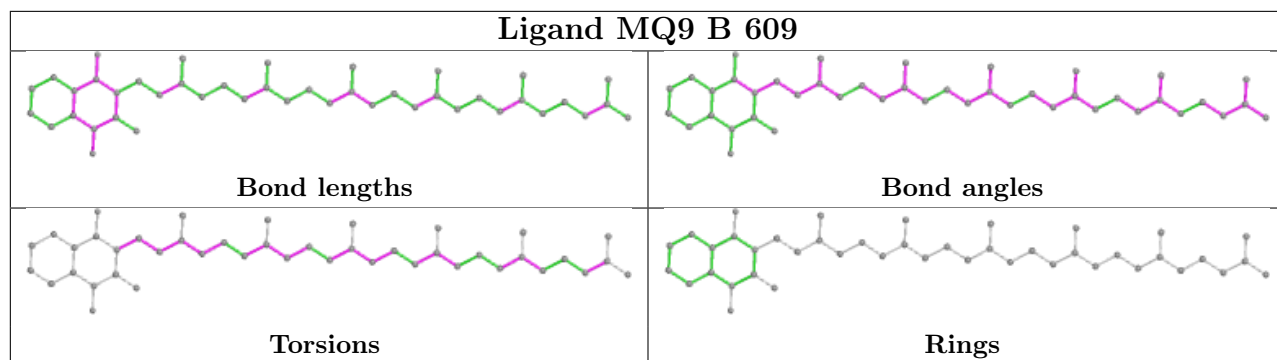




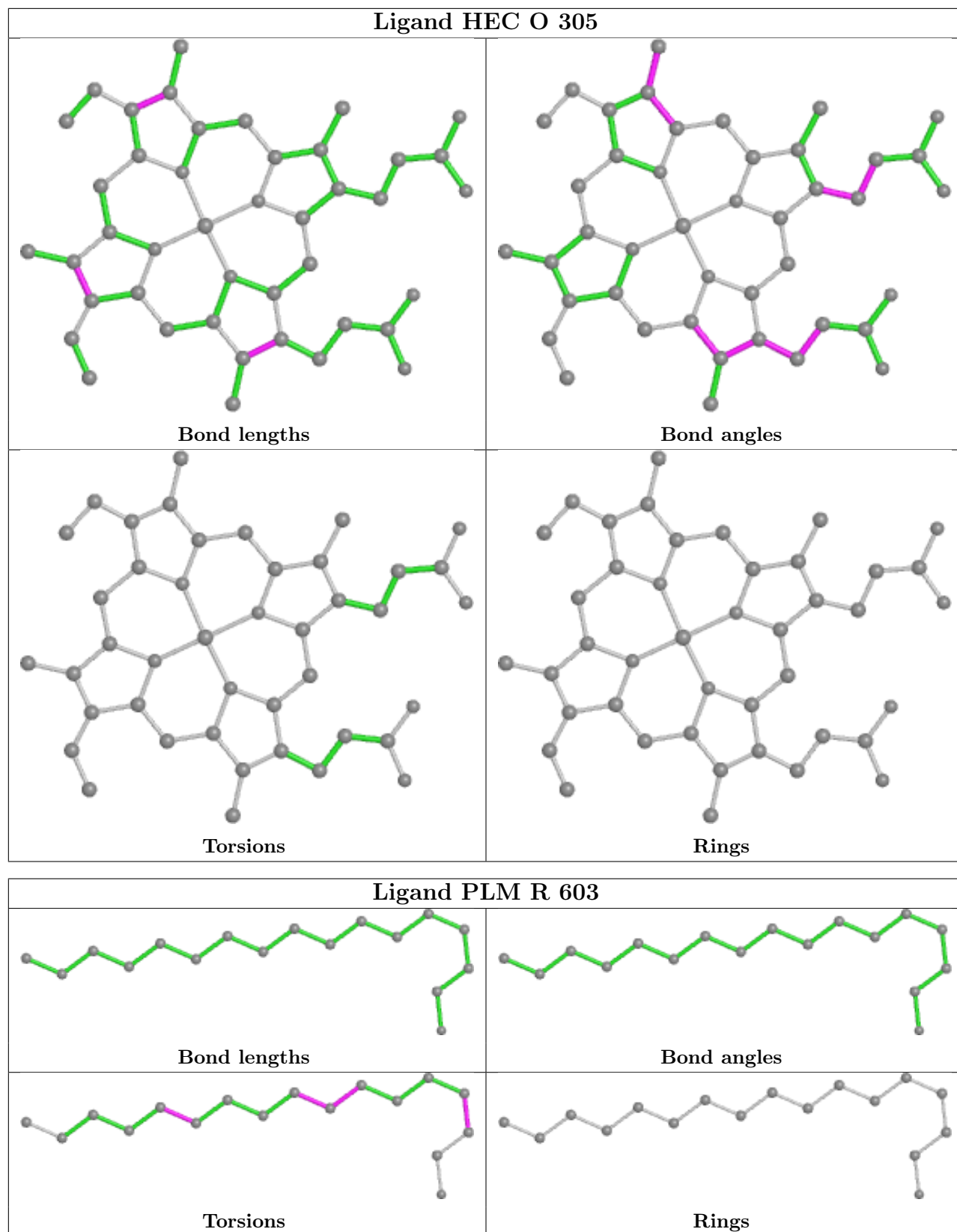


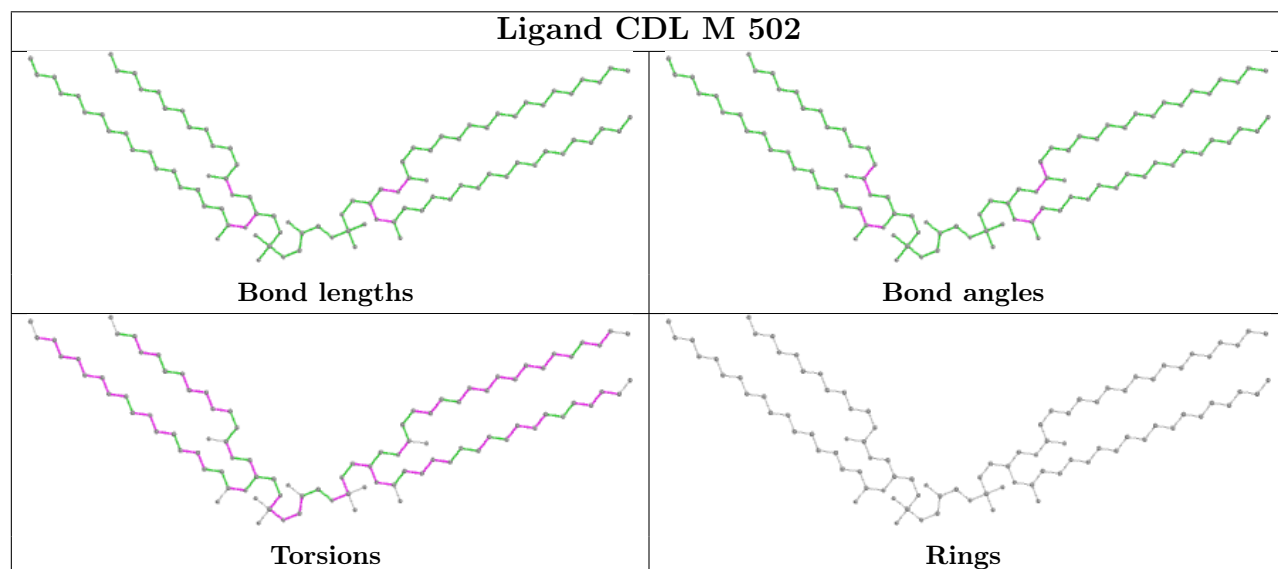
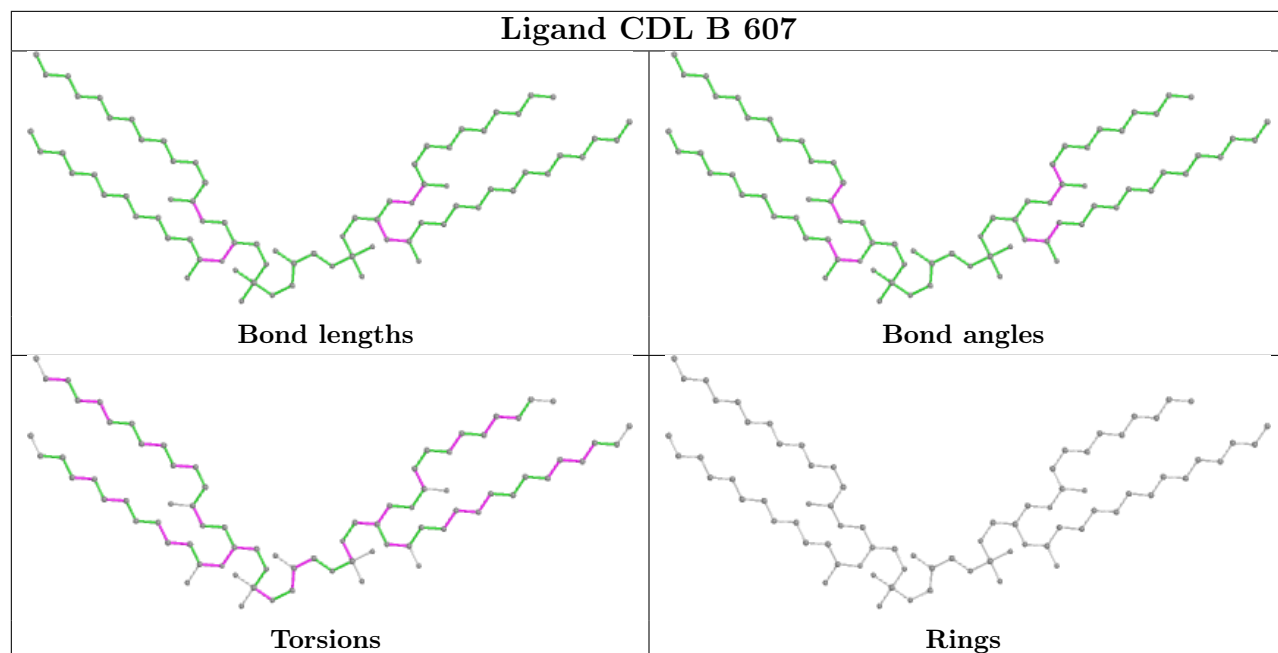


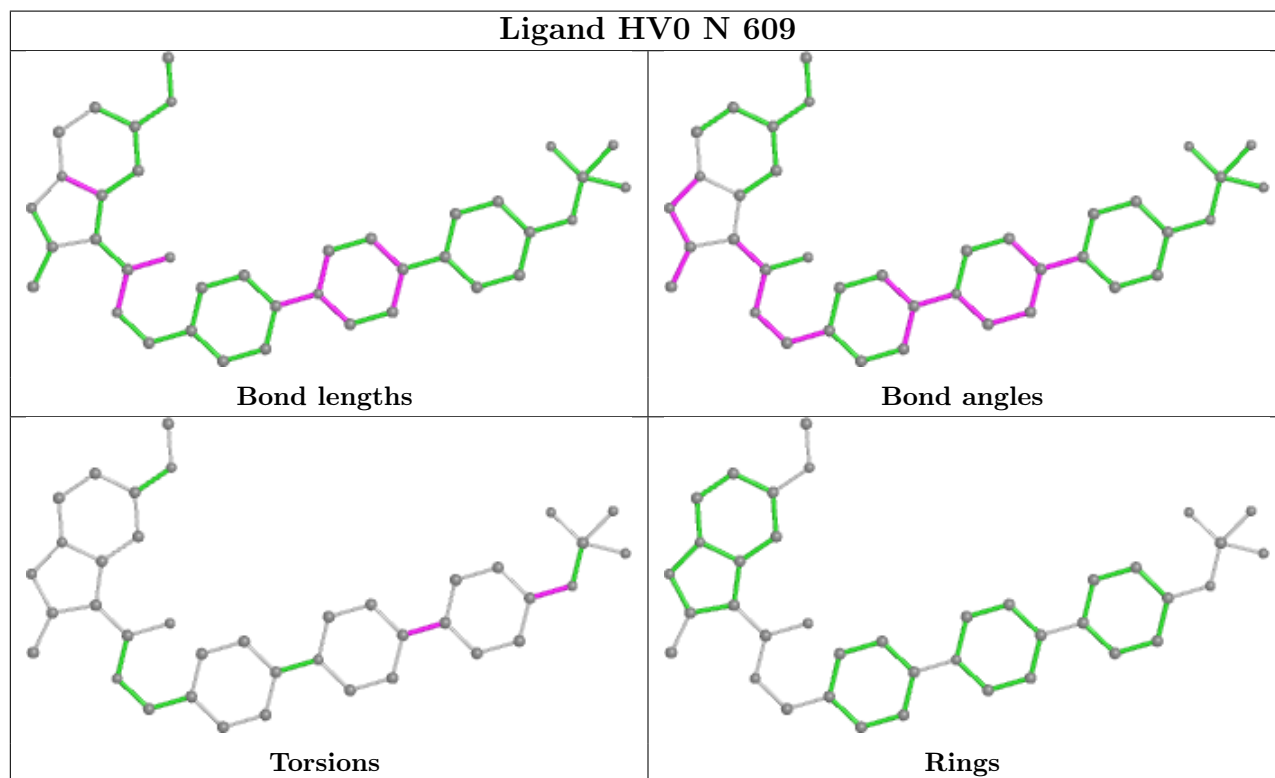
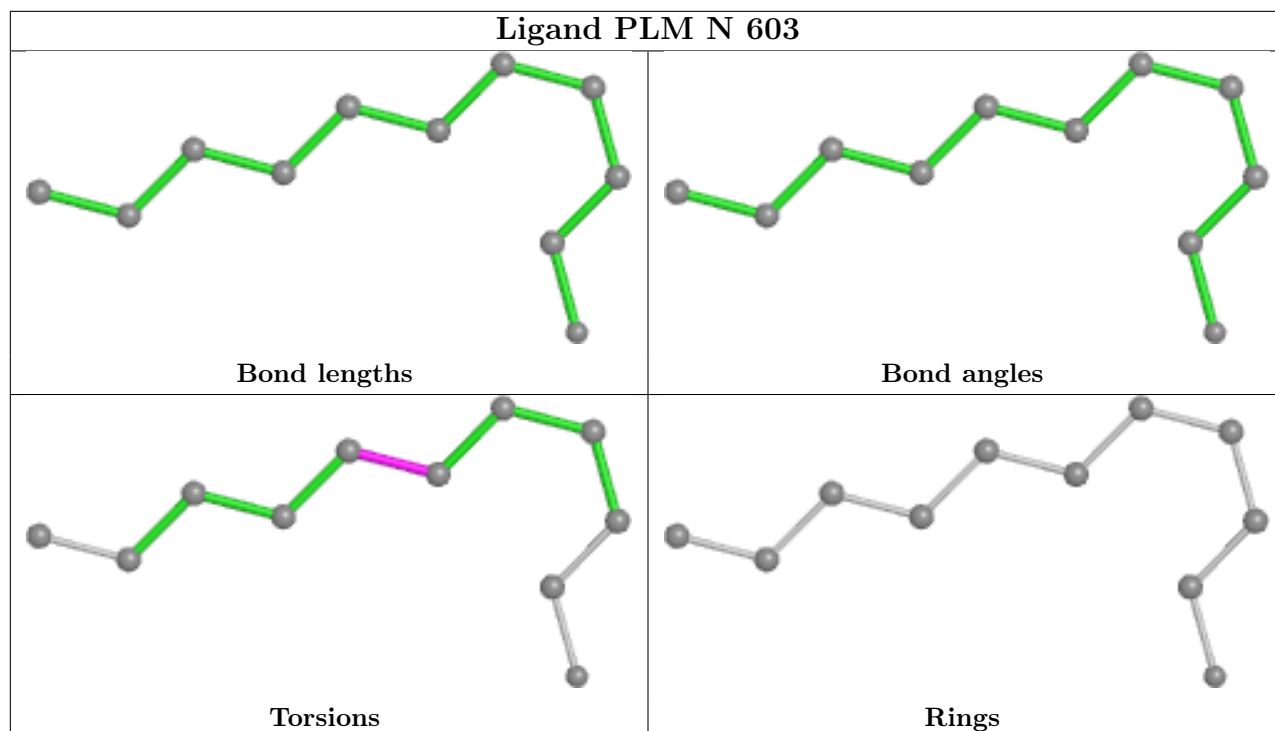


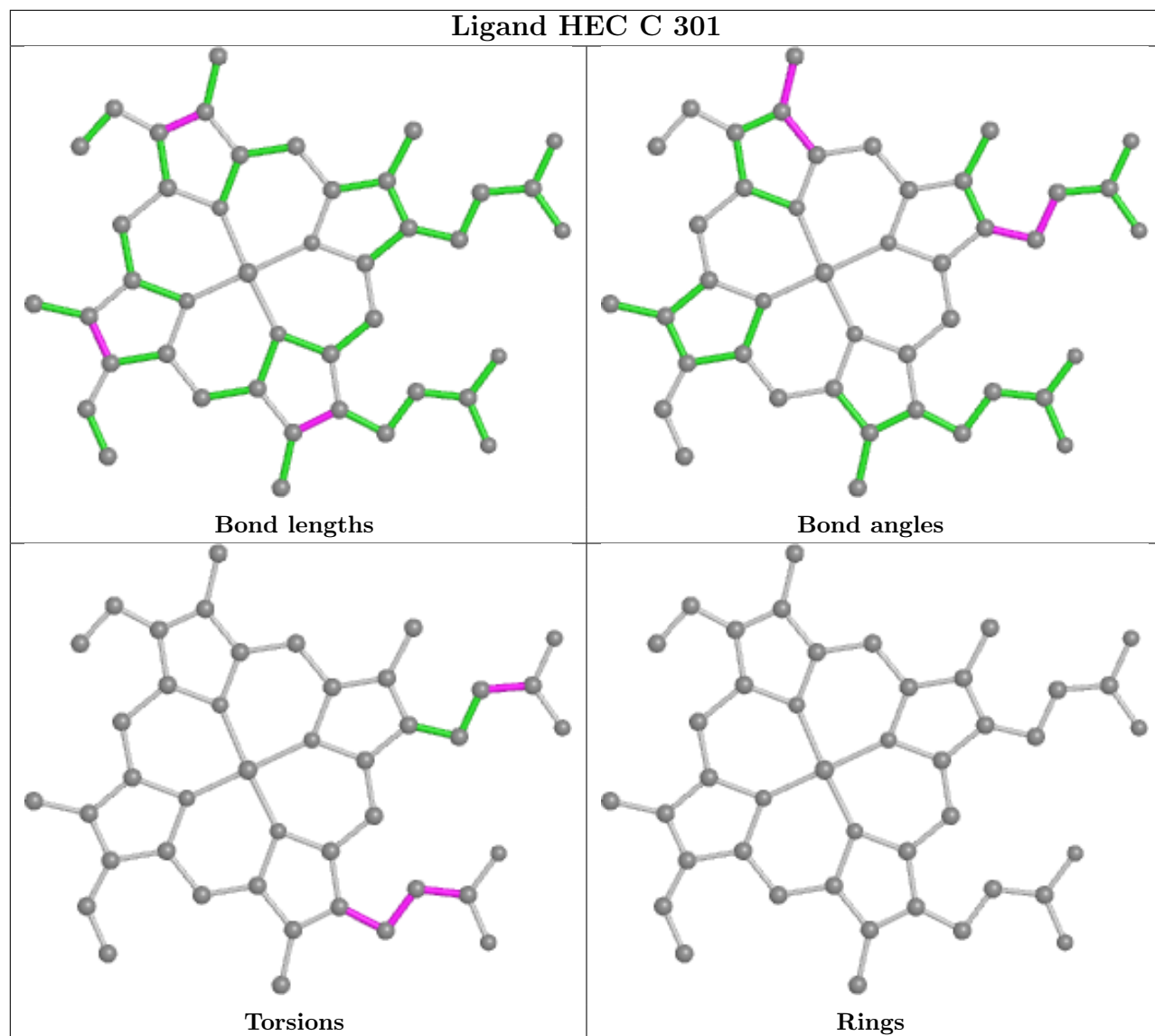


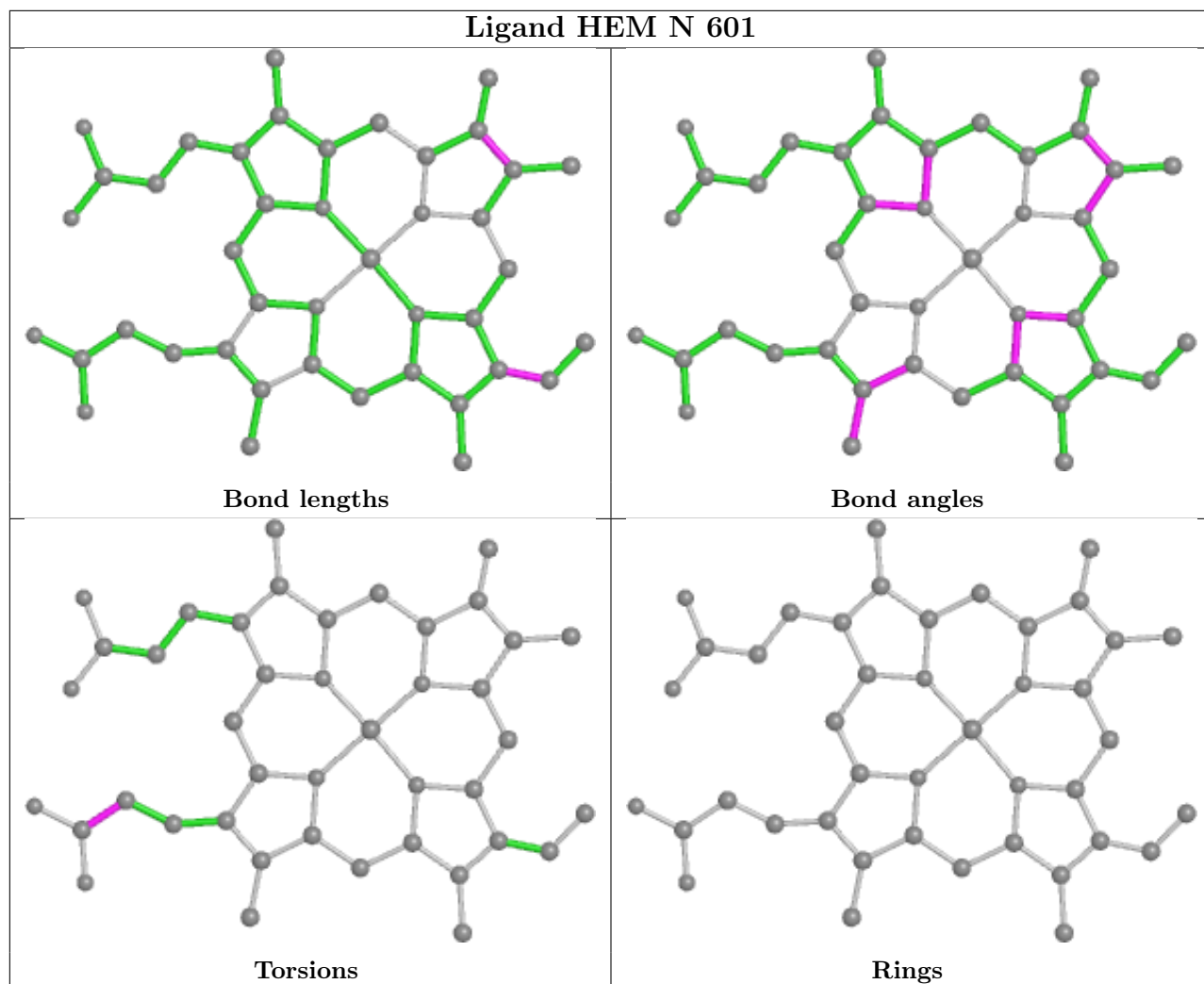


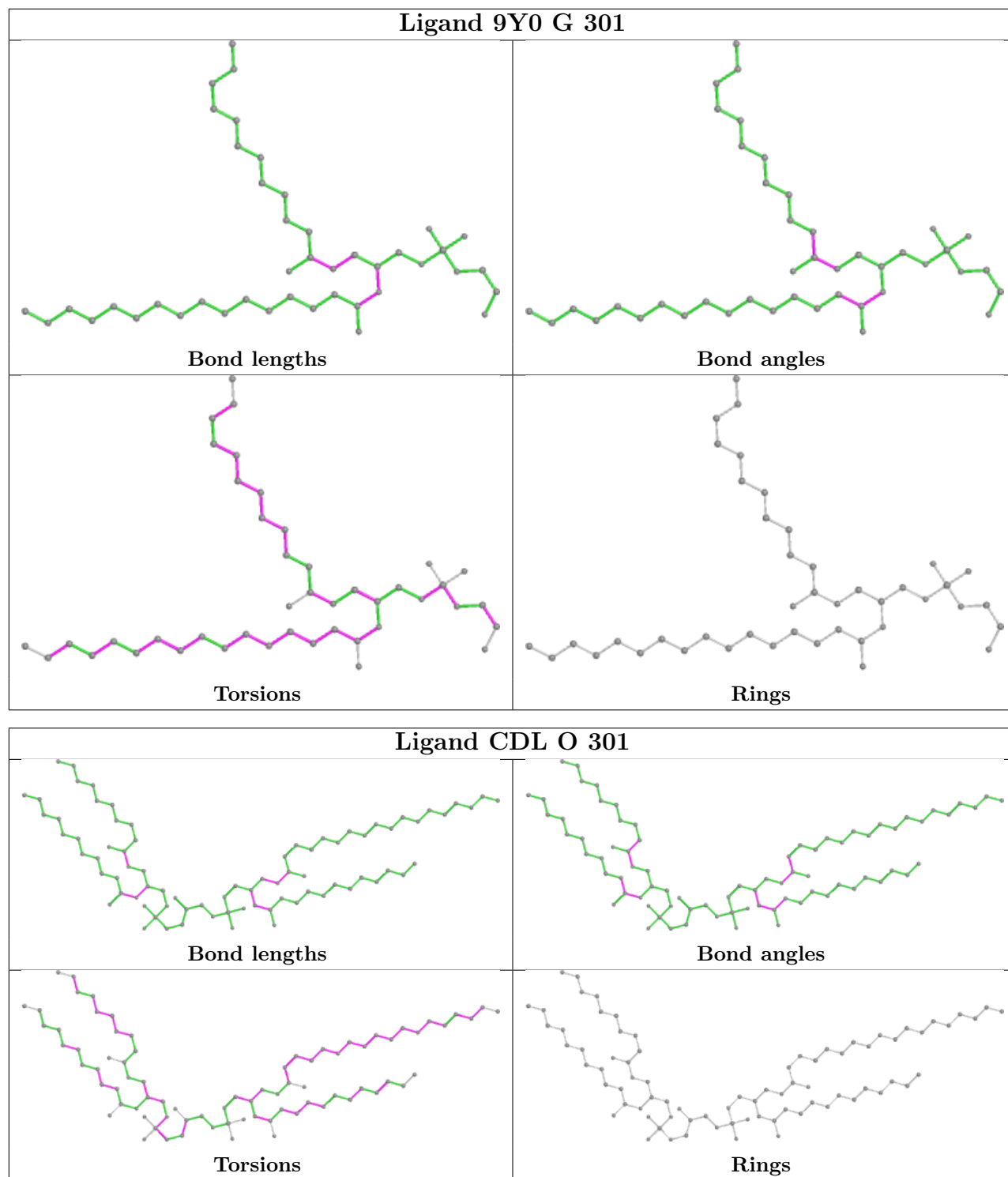












## 5.7 Other polymers [i](#)

There are no such residues in this entry.

## 5.8 Polymer linkage issues

There are no chain breaks in this entry.


## 6 Map visualisation [i](#)

This section contains visualisations of the EMDB entry EMD-30945. These allow visual inspection of the internal detail of the map and identification of artifacts.

No raw map or half-maps were deposited for this entry and therefore no images, graphs, etc. pertaining to the raw map can be shown.

### 6.1 Orthogonal projections [i](#)


#### 6.1.1 Primary map



The images above show the map projected in three orthogonal directions.

### 6.2 Central slices [i](#)

#### 6.2.1 Primary map

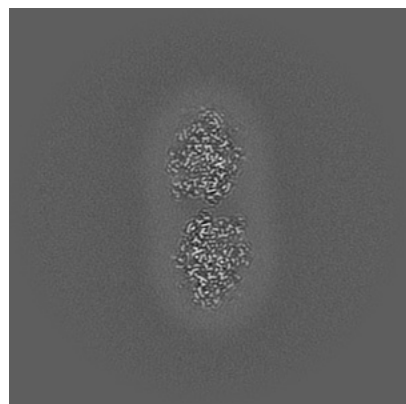




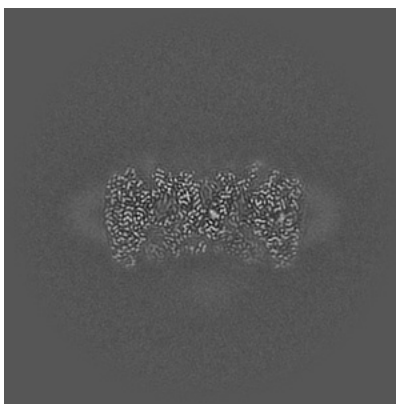
The images above show central slices of the map in three orthogonal directions.

## 6.3 Largest variance slices [i](#)

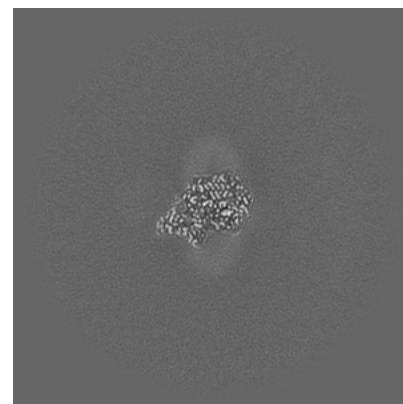
### 6.3.1 Primary map



X Index: 275



Y Index: 252



Z Index: 233

The images above show the largest variance slices of the map in three orthogonal directions.

## 6.4 Orthogonal surface views [i](#)

### 6.4.1 Primary map



X



Y



Z

The images above show the 3D surface view of the map at the recommended contour level 0.25. These images, in conjunction with the slice images, may facilitate assessment of whether an appropriate contour level has been provided.

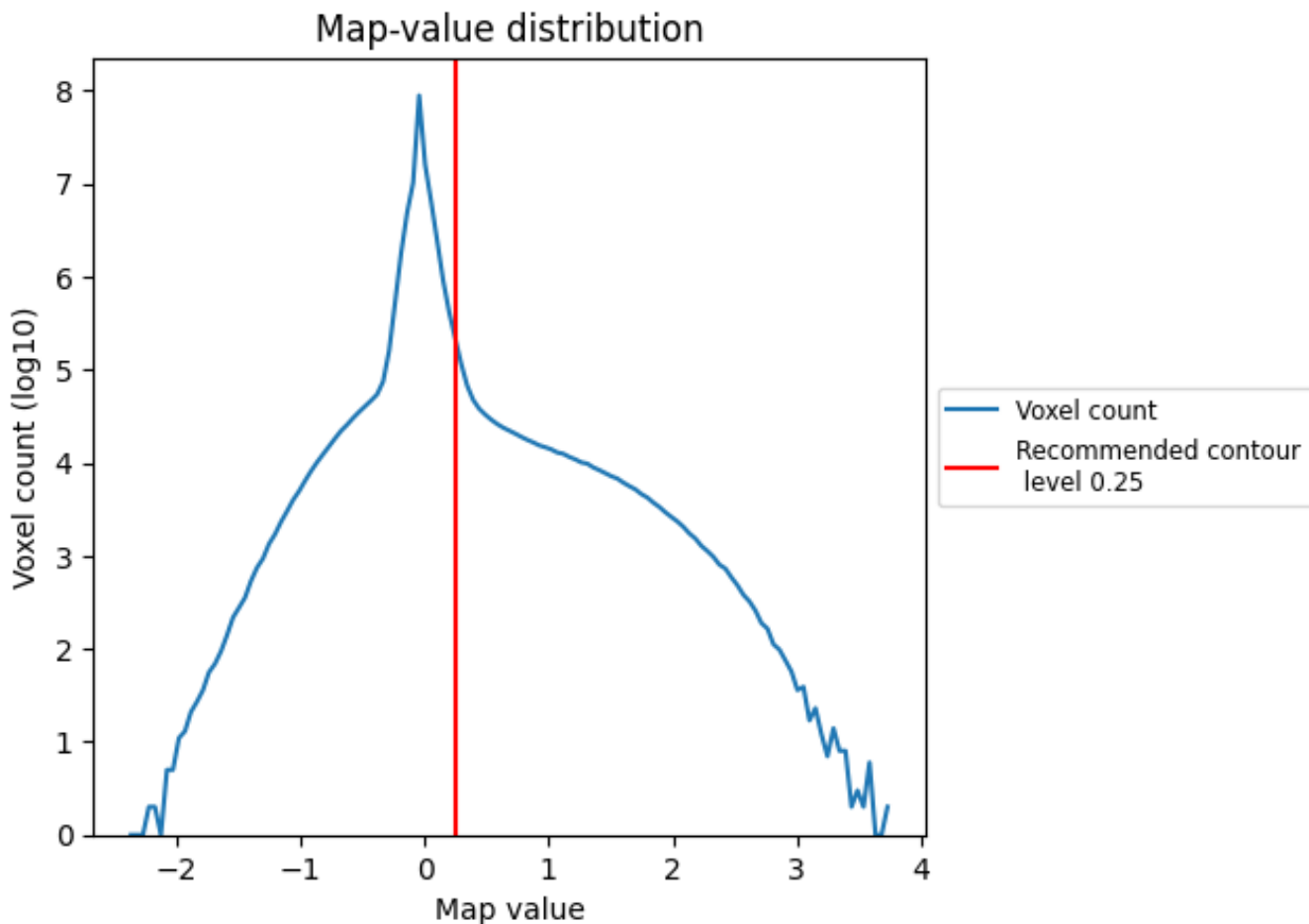
## 6.5 Mask visualisation

This section was not generated. No masks/segmentation were deposited.

## 7 Map analysis [i](#)

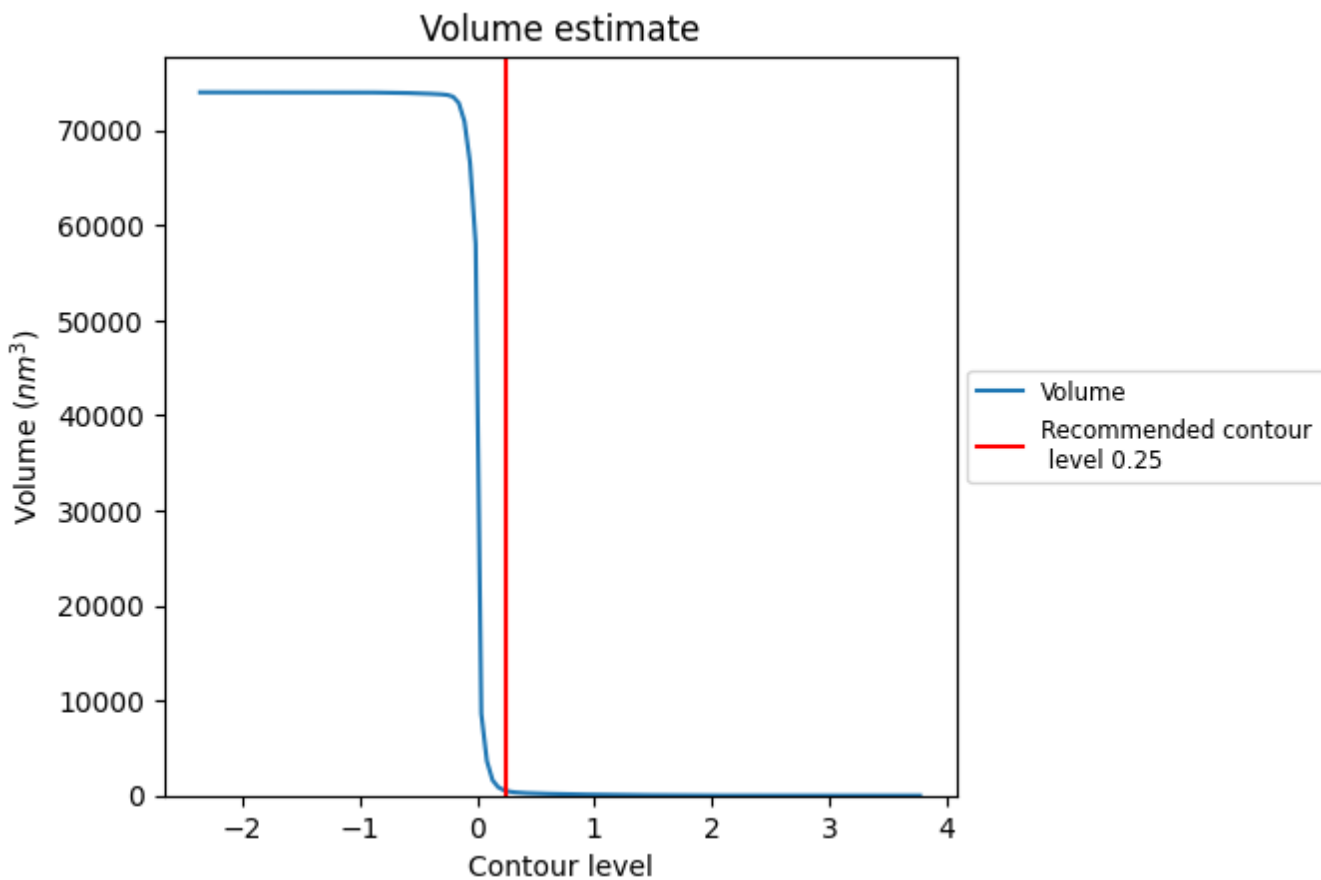
This section contains the results of statistical analysis of the map.

### 7.1 Map-value distribution [i](#)



The map-value distribution is plotted in 128 intervals along the x-axis. The y-axis is logarithmic. A spike in this graph at zero usually indicates that the volume has been masked.

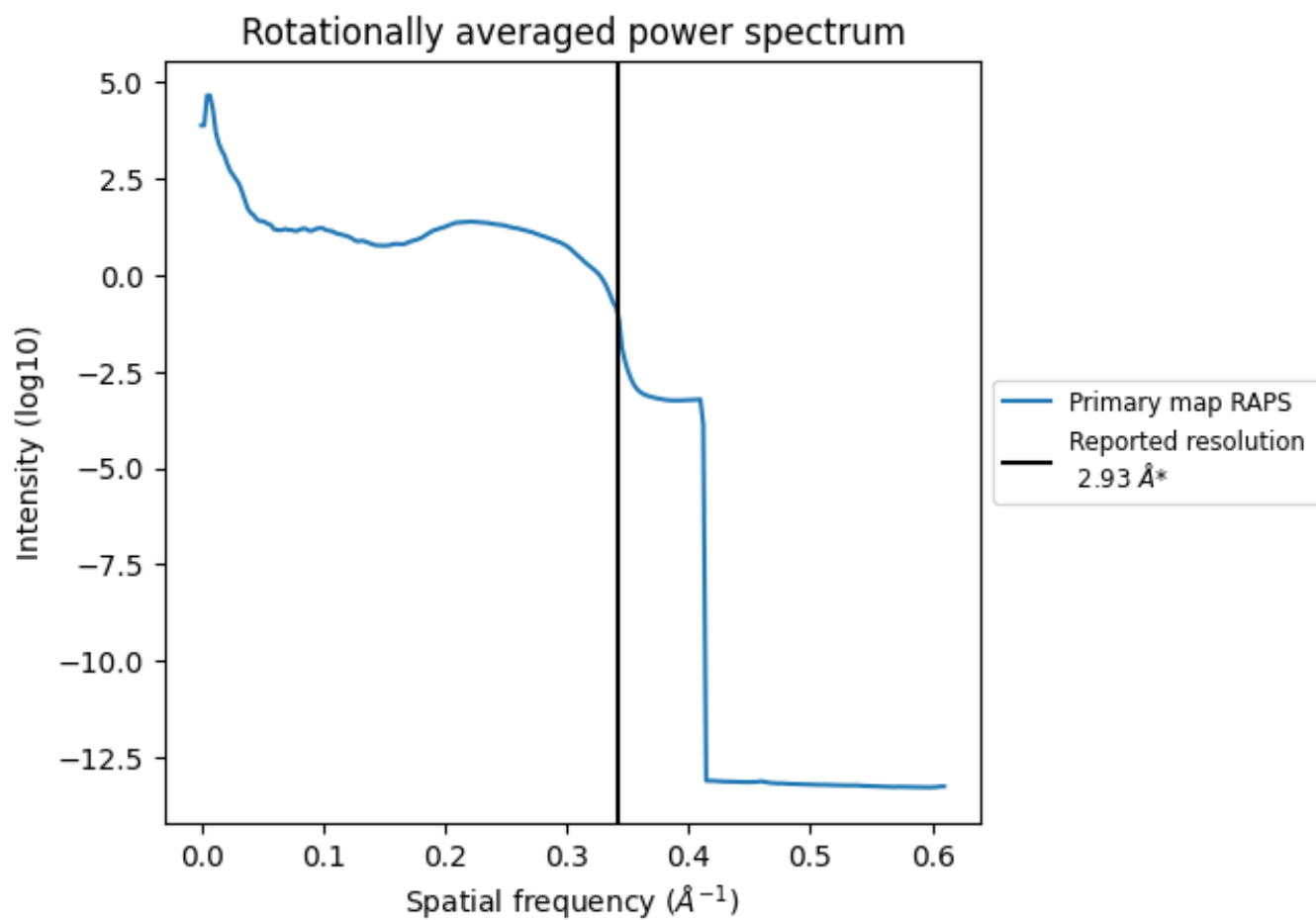
## 7.2 Volume estimate [i](#)



The volume at the recommended contour level is 502  $\text{nm}^3$ ; this corresponds to an approximate mass of 453 kDa.

The volume estimate graph shows how the enclosed volume varies with the contour level. The recommended contour level is shown as a vertical line and the intersection between the line and the curve gives the volume of the enclosed surface at the given level.

### 7.3 Rotationally averaged power spectrum [i](#)



\*Reported resolution corresponds to spatial frequency of  $0.341 \text{\AA}^{-1}$


## 8 Fourier-Shell correlation

This section was not generated. No FSC curve or half-maps provided.

## 9 Map-model fit [i](#)

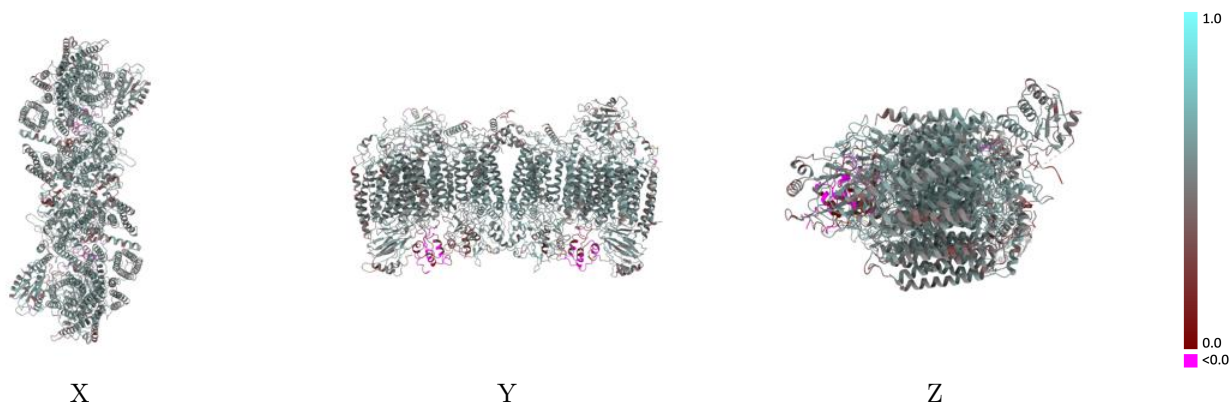
This section contains information regarding the fit between EMDB map EMD-30945 and PDB model 7E1X. Per-residue inclusion information can be found in section 3 on page 14.

### 9.1 Map-model overlay [i](#)



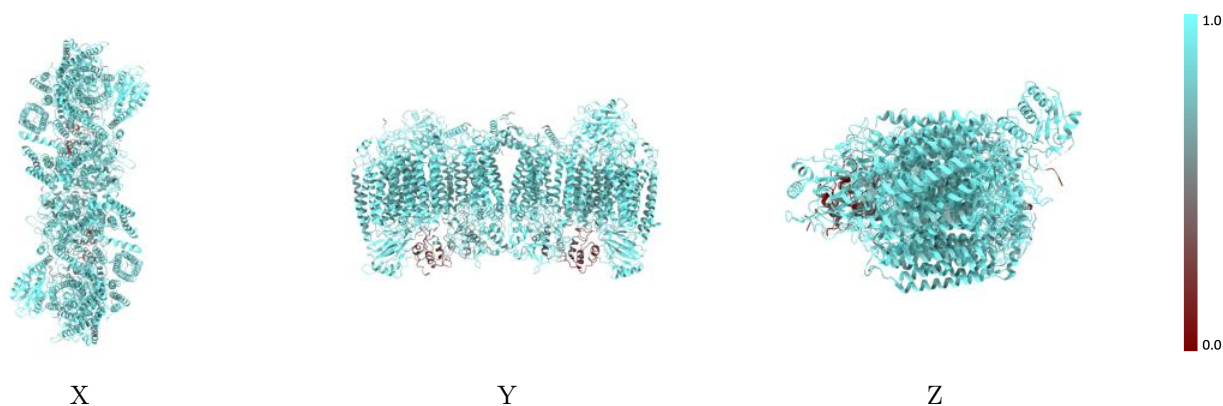
The images above show the 3D surface view of the map at the recommended contour level 0.25 at 50% transparency in yellow overlaid with a ribbon representation of the model coloured in blue. These images allow for the visual assessment of the quality of fit between the atomic model and the map.

## 9.2 Q-score mapped to coordinate model [\(i\)](#)



The images above show the model with each residue coloured according its Q-score. This shows their resolvability in the map with higher Q-score values reflecting better resolvability. Please note: Q-score is calculating the resolvability of atoms, and thus high values are only expected at resolutions at which atoms can be resolved. Low Q-score values may therefore be expected for many entries.

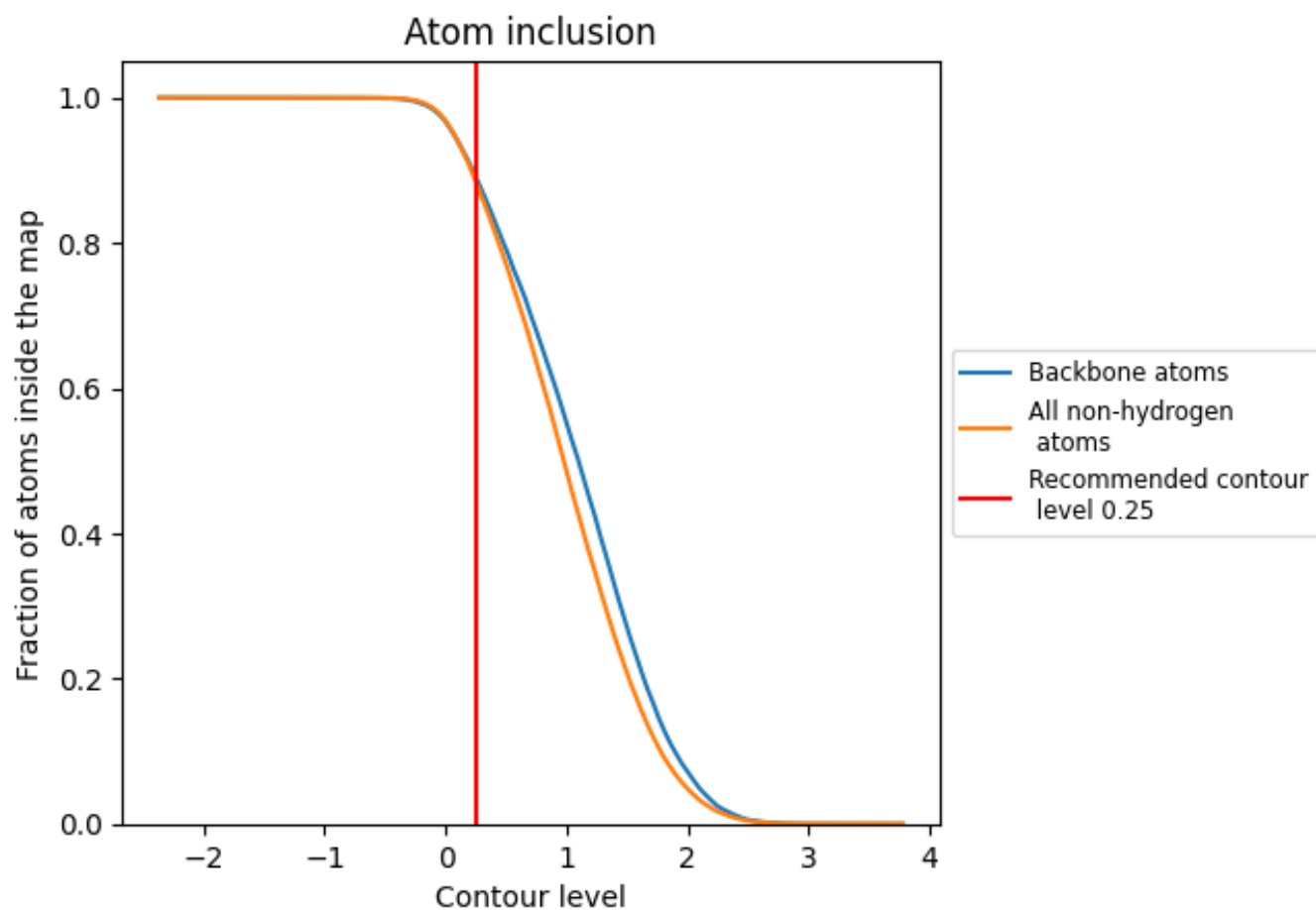
## 9.3 Atom inclusion mapped to coordinate model [\(i\)](#)



The images above show the model with each residue coloured according to its atom inclusion. This shows to what extent they are inside the map at the recommended contour level (0.25).













































## 9.4 Atom inclusion [i](#)



At the recommended contour level, 89% of all backbone atoms, 88% of all non-hydrogen atoms, are inside the map.

## 9.5 Map-model fit summary

The table lists the average atom inclusion at the recommended contour level (0.25) and Q-score for the entire model and for each chain.

Chain	Atom inclusion	Q-score
All	 0.8842	 0.5130
A	 0.8979	 0.5180
B	 0.9239	 0.5540
C	 0.5865	 0.2820
D	 0.8963	 0.5370
E	 0.9003	 0.4980
F	 0.9357	 0.5570
G	 0.9000	 0.5120
H	 0.8903	 0.5050
I	 0.8858	 0.4890
J	 0.9002	 0.4820
M	 0.8962	 0.5280
N	 0.9274	 0.5680
O	 0.5558	 0.2890
P	 0.9190	 0.5490
Q	 0.8749	 0.4790
R	 0.9379	 0.5610
S	 0.8996	 0.5020
T	 0.9082	 0.5330
U	 0.8878	 0.5010
V	 0.9080	 0.5080

