



# Full wwPDB X-ray Structure Validation Report ⓘ

Oct 7, 2023 – 03:24 PM EDT

PDB ID : 6DK8  
Title : RetS kinase region without cobalt  
Authors : Mancl, J.M.; Schubot, F.D.  
Deposited on : 2018-05-29  
Resolution : 3.80 Å(reported)

This is a Full wwPDB X-ray Structure Validation Report for a publicly released PDB entry.

We welcome your comments at [validation@mail.wwpdb.org](mailto:validation@mail.wwpdb.org)

A user guide is available at

<https://www.wwpdb.org/validation/2017/XrayValidationReportHelp>

with specific help available everywhere you see the ⓘ symbol.

The types of validation reports are described at

<http://www.wwpdb.org/validation/2017/FAQs#types>.

---

The following versions of software and data (see [references ⓘ](#)) were used in the production of this report:

MolProbity : 4.02b-467  
Xtriage (Phenix) : 1.13  
EDS : 2.35.1  
Percentile statistics : 20191225.v01 (using entries in the PDB archive December 25th 2019)  
Refmac : 5.8.0158  
CCP4 : 7.0.044 (Gargrove)  
Ideal geometry (proteins) : Engh & Huber (2001)  
Ideal geometry (DNA, RNA) : Parkinson et al. (1996)  
Validation Pipeline (wwPDB-VP) : 2.35.1

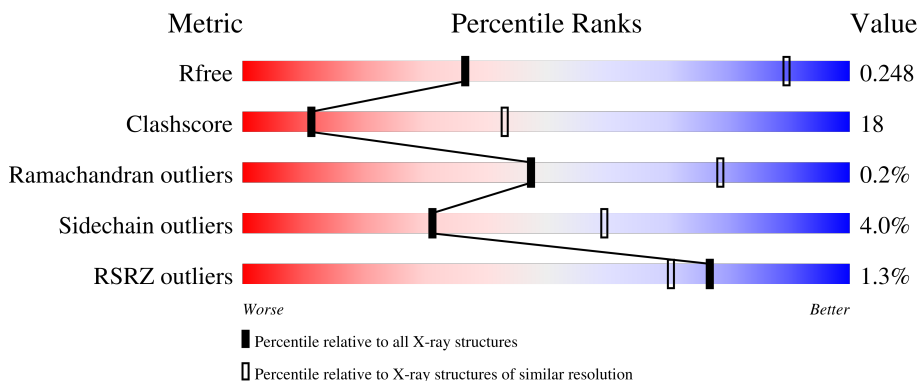
# 1 Overall quality at a glance i

The following experimental techniques were used to determine the structure:

*X-RAY DIFFRACTION*

The reported resolution of this entry is 3.80 Å.

Percentile scores (ranging between 0-100) for global validation metrics of the entry are shown in the following graphic. The table shows the number of entries on which the scores are based.



Metric	Whole archive (#Entries)	Similar resolution (#Entries, resolution range(Å))
$R_{free}$	130704	1212 (4.00-3.60)
Clashscore	141614	1288 (4.00-3.60)
Ramachandran outliers	138981	1243 (4.00-3.60)
Sidechain outliers	138945	1237 (4.00-3.60)
RSRZ outliers	127900	1121 (4.00-3.60)

The table below summarises the geometric issues observed across the polymeric chains and their fit to the electron density. The red, orange, yellow and green segments of the lower bar indicate the fraction of residues that contain outliers for  $\geq 3$ , 2, 1 and 0 types of geometric quality criteria respectively. A grey segment represents the fraction of residues that are not modelled. The numeric value for each fraction is indicated below the corresponding segment, with a dot representing fractions  $\leq 5\%$ . The upper red bar (where present) indicates the fraction of residues that have poor fit to the electron density. The numeric value is given above the bar.

Mol	Chain	Length	Quality of chain
1	A	234	
1	B	234	
1	C	234	
1	D	234	
1	E	234	

*Continued on next page...*

*Continued from previous page...*

Mol	Chain	Length	Quality of chain
1	F	234	<p>2% 72% 21% • 5%</p>
1	G	234	<p>59% 35% • 5%</p>
1	H	234	<p>2% 60% 33% • 5%</p>

The following table lists non-polymeric compounds, carbohydrate monomers and non-standard residues in protein, DNA, RNA chains that are outliers for geometric or electron-density-fit criteria:

Mol	Type	Chain	Res	Chirality	Geometry	Clashes	Electron density
2	NI	G	701	-	-	-	X

## 2 Entry composition [i](#)

There are 2 unique types of molecules in this entry. The entry contains 13867 atoms, of which 0 are hydrogens and 0 are deuteriums.

In the tables below, the ZeroOcc column contains the number of atoms modelled with zero occupancy, the AltConf column contains the number of residues with at least one atom in alternate conformation and the Trace column contains the number of residues modelled with at most 2 atoms.

- Molecule 1 is a protein called RetS (Regulator of Exopolysaccharide and Type III Secretion).

Mol	Chain	Residues	Atoms					ZeroOcc	AltConf	Trace
			Total	C	N	O	S			
1	A	224	Total 1730	C 1090	N 298	O 338	S 4	0	0	0
1	B	224	Total 1731	C 1091	N 297	O 339	S 4	0	0	0
1	C	226	Total 1744	C 1098	N 300	O 342	S 4	0	0	0
1	D	225	Total 1738	C 1095	N 299	O 340	S 4	0	0	0
1	E	224	Total 1734	C 1093	N 298	O 339	S 4	0	0	0
1	F	223	Total 1725	C 1088	N 296	O 337	S 4	0	0	0
1	G	222	Total 1720	C 1085	N 295	O 336	S 4	0	0	0
1	H	223	Total 1725	C 1088	N 297	O 336	S 4	0	0	0

- Molecule 2 is NICKEL (II) ION (three-letter code: NI) (formula: Ni).

Mol	Chain	Residues	Atoms		ZeroOcc	AltConf
2	A	3	Total 3	Ni 3	0	0
2	B	3	Total 3	Ni 3	0	0
2	C	3	Total 3	Ni 3	0	0
2	D	1	Total 1	Ni 1	0	0
2	E	3	Total 3	Ni 3	0	0
2	F	2	Total 2	Ni 2	0	0

*Continued on next page...*

*Continued from previous page...*

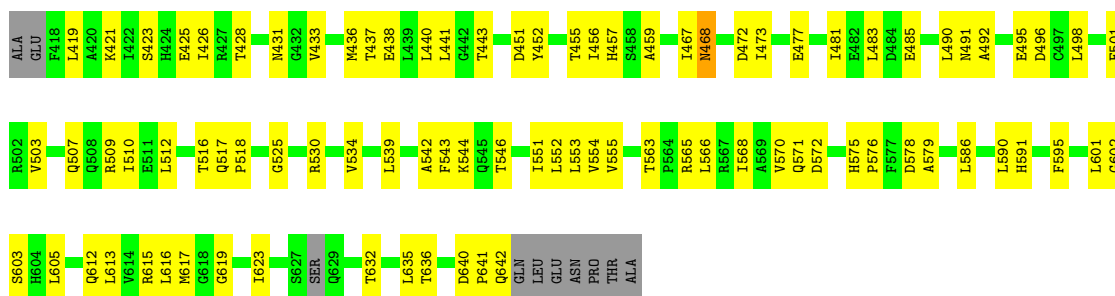
<b>Mol</b>	<b>Chain</b>	<b>Residues</b>	<b>Atoms</b>		<b>ZeroOcc</b>	<b>AltConf</b>
2	G	3	Total 3	Ni 3	0	0
2	H	2	Total 2	Ni 2	0	0

### 3 Residue-property plots [i](#)

These plots are drawn for all protein, RNA, DNA and oligosaccharide chains in the entry. The first graphic for a chain summarises the proportions of the various outlier classes displayed in the second graphic. The second graphic shows the sequence view annotated by issues in geometry and electron density. Residues are color-coded according to the number of geometric quality criteria for which they contain at least one outlier: green = 0, yellow = 1, orange = 2 and red = 3 or more. A red dot above a residue indicates a poor fit to the electron density ( $RSRZ > 2$ ). Stretches of 2 or more consecutive residues without any outlier are shown as a green connector. Residues present in the sample, but not in the model, are shown in grey.

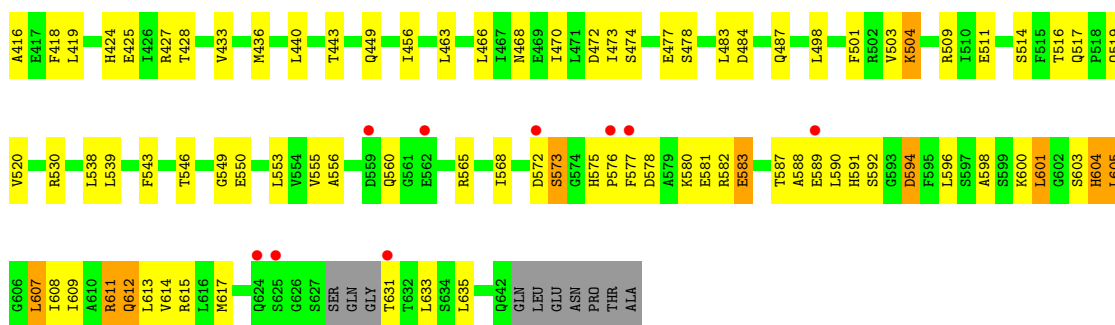
- Molecule 1: RetS (Regulator of Exopolysaccharide and Type III Secretion)

Chain A: 



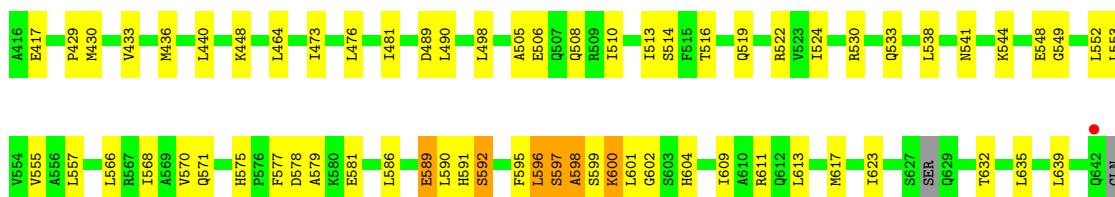
- Molecule 1: RetS (Regulator of Exopolysaccharide and Type III Secretion)

Chain B: 



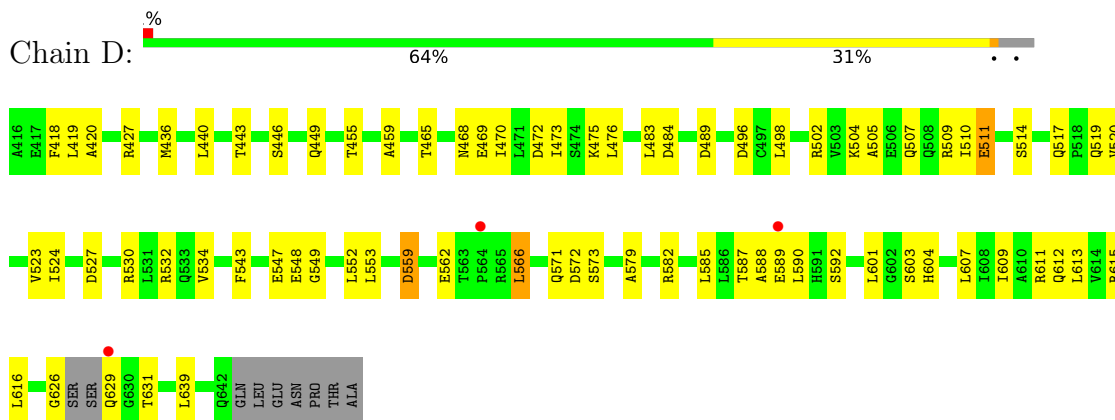
- Molecule 1: RetS (Regulator of Exopolysaccharide and Type III Secretion)

Chain C: 

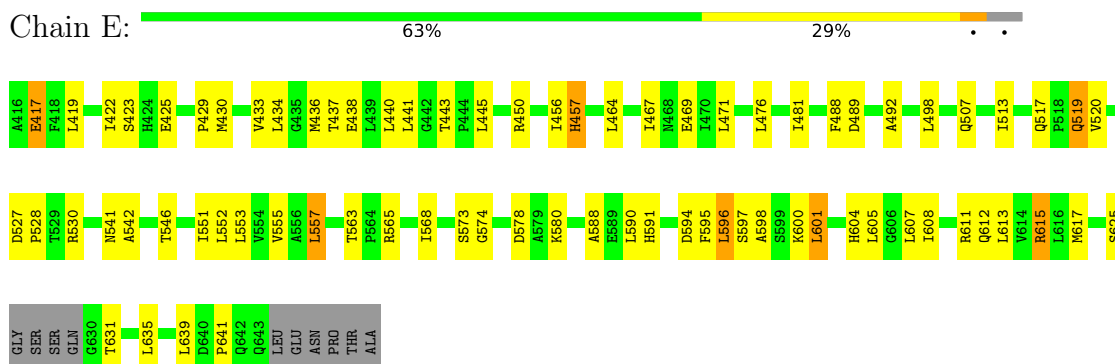


LEU  
GLU  
ASN  
PRO  
THR  
ALA

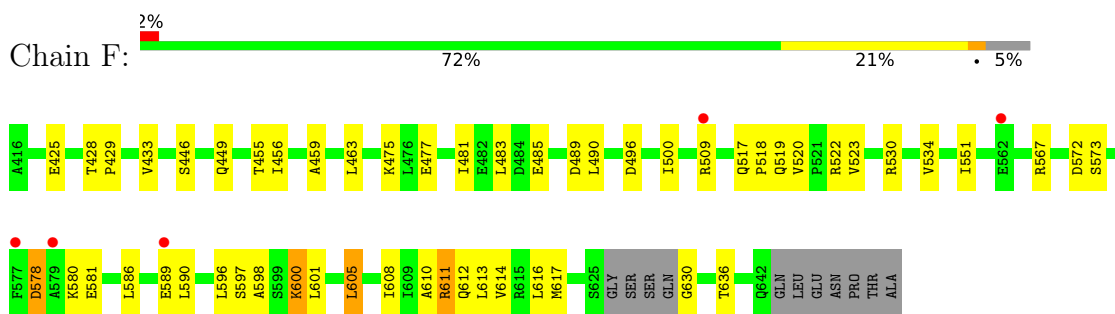
• Molecule 1: RetS (Regulator of Exopolysaccharide and Type III Secretion)



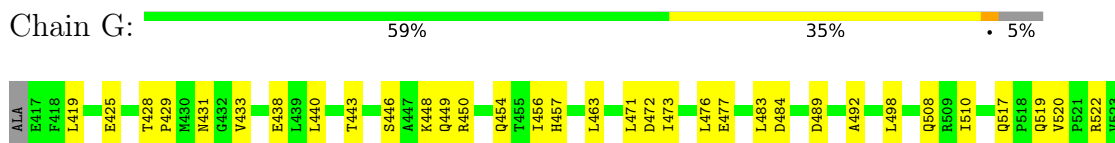
• Molecule 1: RetS (Regulator of Exopolysaccharide and Type III Secretion)

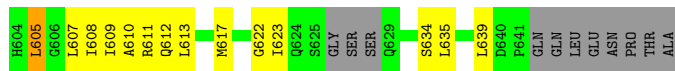


• Molecule 1: RetS (Regulator of Exopolysaccharide and Type III Secretion)

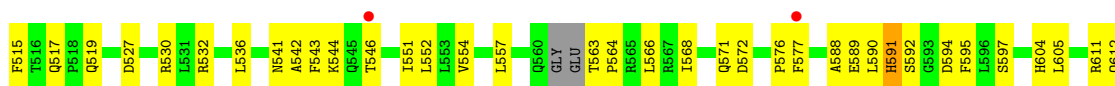


• Molecule 1: RetS (Regulator of Exopolysaccharide and Type III Secretion)





● Molecule 1: RetS (Regulator of Exopolysaccharide and Type III Secretion)





## 4 Data and refinement statistics

Property	Value	Source
Space group	P 41 21 2	Depositor
Cell constants a, b, c, $\alpha$ , $\beta$ , $\gamma$	158.71Å 158.71Å 243.83Å 90.00° 90.00° 90.00°	Depositor
Resolution (Å)	56.78 – 3.80 56.78 – 3.80	Depositor EDS
% Data completeness (in resolution range)	99.4 (56.78-3.80) 99.4 (56.78-3.80)	Depositor EDS
$R_{merge}$	(Not available)	Depositor
$R_{sym}$	(Not available)	Depositor
$\langle I/\sigma(I) \rangle$ <sup>1</sup>	12.70 (at 3.77Å)	Xtrriage
Refinement program	PHENIX 1.10.1_2155	Depositor
R, $R_{free}$	0.215 , 0.249 0.218 , 0.248	Depositor DCC
$R_{free}$ test set	850 reflections (2.72%)	wwPDB-VP
Wilson B-factor (Å <sup>2</sup> )	67.0	Xtrriage
Anisotropy	0.319	Xtrriage
Bulk solvent $k_{sol}$ (e/Å <sup>3</sup> ), $B_{sol}$ (Å <sup>2</sup> )	0.31 , 42.2	EDS
L-test for twinning <sup>2</sup>	$\langle  L  \rangle = 0.48$ , $\langle L^2 \rangle = 0.31$	Xtrriage
Estimated twinning fraction	No twinning to report.	Xtrriage
$F_o, F_c$ correlation	0.90	EDS
Total number of atoms	13867	wwPDB-VP
Average B, all atoms (Å <sup>2</sup> )	53.0	wwPDB-VP

Xtrriage's analysis on translational NCS is as follows: *The largest off-origin peak in the Patterson function is 16.34% of the height of the origin peak. No significant pseudotranslation is detected.*

<sup>1</sup>Intensities estimated from amplitudes.

<sup>2</sup>Theoretical values of  $\langle |L| \rangle$ ,  $\langle L^2 \rangle$  for acentric reflections are 0.5, 0.333 respectively for untwinned datasets, and 0.375, 0.2 for perfectly twinned datasets.

## 5 Model quality [i](#)

### 5.1 Standard geometry [i](#)

Bond lengths and bond angles in the following residue types are not validated in this section:  
NI

The Z score for a bond length (or angle) is the number of standard deviations the observed value is removed from the expected value. A bond length (or angle) with  $|Z| > 5$  is considered an outlier worth inspection. RMSZ is the root-mean-square of all Z scores of the bond lengths (or angles).

Mol	Chain	Bond lengths		Bond angles	
		RMSZ	# Z  >5	RMSZ	# Z  >5
1	A	0.26	0/1751	0.52	0/2368
1	B	0.38	0/1752	0.58	2/2370 (0.1%)
1	C	0.27	0/1765	0.52	0/2387
1	D	0.24	0/1759	0.50	1/2379 (0.0%)
1	E	0.26	0/1755	0.54	1/2374 (0.0%)
1	F	0.24	0/1746	0.46	0/2362
1	G	0.34	0/1741	0.59	0/2355
1	H	0.35	0/1745	0.58	3/2359 (0.1%)
All	All	0.30	0/14014	0.54	7/18954 (0.0%)

There are no bond length outliers.

All (7) bond angle outliers are listed below:

Mol	Chain	Res	Type	Atoms	Z	Observed(°)	Ideal(°)
1	H	591	HIS	N-CA-C	-11.41	80.20	111.00
1	E	596	LEU	CA-CB-CG	6.96	131.32	115.30
1	D	601	LEU	CA-CB-CG	6.49	130.24	115.30
1	H	591	HIS	CB-CA-C	-6.43	97.54	110.40
1	B	575	HIS	C-N-CD	6.09	141.19	128.40
1	H	631	THR	N-CA-C	-5.10	97.23	111.00
1	B	573	SER	N-CA-C	5.06	124.66	111.00

There are no chirality outliers.

There are no planarity outliers.

### 5.2 Too-close contacts [i](#)

In the following table, the Non-H and H(model) columns list the number of non-hydrogen atoms and hydrogen atoms in the chain respectively. The H(added) column lists the number of hydrogen

atoms added and optimized by MolProbity. The Clashes column lists the number of clashes within the asymmetric unit, whereas Symm-Clashes lists symmetry-related clashes.

Mol	Chain	Non-H	H(model)	H(added)	Clashes	Symm-Clashes
1	A	1730	0	1765	55	0
1	B	1731	0	1764	96	0
1	C	1744	0	1775	74	0
1	D	1738	0	1771	51	0
1	E	1734	0	1768	55	0
1	F	1725	0	1760	35	0
1	G	1720	0	1755	89	0
1	H	1725	0	1760	72	0
2	A	3	0	0	0	0
2	B	3	0	0	0	0
2	C	3	0	0	0	0
2	D	1	0	0	0	0
2	E	3	0	0	0	0
2	F	2	0	0	0	0
2	G	3	0	0	0	0
2	H	2	0	0	0	0
All	All	13867	0	14118	498	0

The all-atom clashscore is defined as the number of clashes found per 1000 atoms (including hydrogen atoms). The all-atom clashscore for this structure is 18.

All (498) close contacts within the same asymmetric unit are listed below, sorted by their clash magnitude.

Atom-1	Atom-2	Interatomic distance (Å)	Clash overlap (Å)
1:B:577:PHE:CD2	1:B:631:THR:HG21	1.16	1.63
1:G:578:ASP:CB	1:G:581:GLU:HG3	1.25	1.62
1:G:578:ASP:HB2	1:G:581:GLU:CG	1.22	1.55
1:B:605:LEU:HD12	1:B:609:ILE:CD1	1.42	1.47
1:H:576:PRO:CG	1:H:629:GLN:N	1.79	1.45
1:B:577:PHE:CD2	1:B:631:THR:CG2	2.00	1.44
1:B:577:PHE:CE2	1:B:631:THR:HG21	1.61	1.33
1:B:605:LEU:CD1	1:B:609:ILE:HD11	1.62	1.28
1:B:572:ASP:OD2	1:B:631:THR:OG1	1.53	1.22
1:G:578:ASP:HB2	1:G:581:GLU:CD	1.62	1.19
1:B:546:THR:HG22	1:B:573:SER:CB	1.74	1.18
1:H:419:LEU:CD1	1:H:592:SER:HB2	1.73	1.16
1:H:419:LEU:HD12	1:H:592:SER:CB	1.75	1.16
1:G:473:ILE:HD11	1:G:605:LEU:CD1	1.77	1.15
1:H:576:PRO:HG3	1:H:629:GLN:N	0.83	1.15

*Continued on next page...*

*Continued from previous page...*

Atom-1	Atom-2	Interatomic distance (Å)	Clash overlap (Å)
1:B:577:PHE:HD2	1:B:631:THR:CG2	1.48	1.10
1:B:577:PHE:CE2	1:B:631:THR:CG2	2.27	1.08
1:B:577:PHE:HE2	1:B:631:THR:CB	1.66	1.08
1:C:589:GLU:CB	1:C:592:SER:HB3	1.84	1.08
1:C:589:GLU:C	1:C:595:PHE:HD2	1.56	1.07
1:H:590:LEU:HG	1:H:595:PHE:CE1	1.88	1.06
1:B:576:PRO:HB2	1:B:631:THR:HG23	1.35	1.06
1:B:577:PHE:HE2	1:B:631:THR:HB	1.20	1.05
1:C:589:GLU:HB3	1:C:592:SER:HB3	1.09	1.05
1:C:589:GLU:HB3	1:C:592:SER:CB	1.85	1.04
1:C:596:LEU:HD13	1:C:596:LEU:H	1.23	1.03
1:G:578:ASP:HB3	1:G:581:GLU:HG3	1.36	1.02
1:G:473:ILE:HD11	1:G:605:LEU:HD12	1.40	1.01
1:G:477:GLU:OE2	1:G:590:LEU:O	1.78	1.01
1:B:546:THR:HG22	1:B:573:SER:HB3	1.01	1.01
1:G:591:HIS:CE1	1:H:591:HIS:CE1	2.48	1.01
1:B:577:PHE:CE2	1:B:631:THR:CB	2.42	1.00
1:B:546:THR:CG2	1:B:573:SER:HB3	1.91	1.00
1:B:605:LEU:HD12	1:B:609:ILE:HD12	1.38	0.99
1:G:578:ASP:CB	1:G:581:GLU:CG	2.02	0.96
1:B:576:PRO:HG2	1:B:577:PHE:H	1.31	0.95
1:B:605:LEU:HD12	1:B:609:ILE:HD11	0.95	0.95
1:C:590:LEU:HD12	1:C:591:HIS:H	1.34	0.92
1:H:419:LEU:HD12	1:H:592:SER:HB2	0.95	0.92
1:B:578:ASP:HB2	1:B:581:GLU:HB2	1.51	0.92
1:G:578:ASP:OD2	1:G:581:GLU:OE1	1.88	0.92
1:B:605:LEU:CD1	1:B:609:ILE:CD1	2.33	0.92
1:A:419:LEU:HD13	1:A:530:ARG:HE	1.36	0.91
1:C:589:GLU:C	1:C:595:PHE:CD2	2.47	0.88
1:E:596:LEU:HD12	1:E:597:SER:H	1.37	0.88
1:G:473:ILE:HD11	1:G:605:LEU:HD11	1.54	0.87
1:B:605:LEU:O	1:B:609:ILE:HD12	1.75	0.87
1:B:572:ASP:CG	1:B:631:THR:OG1	2.12	0.87
1:C:599:SER:O	1:C:602:GLY:N	2.06	0.86
1:B:577:PHE:HD2	1:B:631:THR:HG22	1.40	0.84
1:G:578:ASP:CG	1:G:581:GLU:OE1	2.16	0.84
1:B:581:GLU:OE2	1:B:601:LEU:HG	1.76	0.84
1:B:611:ARG:O	1:B:611:ARG:HD3	1.78	0.83
1:G:473:ILE:CD1	1:G:605:LEU:HD11	2.08	0.83
1:C:590:LEU:HB2	1:C:595:PHE:CE2	2.14	0.83
1:G:578:ASP:HB2	1:G:581:GLU:OE1	1.78	0.82

*Continued on next page...*

*Continued from previous page...*

Atom-1	Atom-2	Interatomic distance (Å)	Clash overlap (Å)
1:C:590:LEU:HD12	1:C:591:HIS:N	1.94	0.81
1:A:423:SER:HA	1:B:598:ALA:HB2	1.63	0.80
1:C:571:GLN:HG3	1:C:632:THR:HG22	1.63	0.80
1:B:572:ASP:CB	1:B:631:THR:OG1	2.30	0.80
1:G:601:LEU:HD12	1:G:602:GLY:N	1.97	0.79
1:G:578:ASP:CB	1:G:581:GLU:OE1	2.29	0.79
1:B:576:PRO:CB	1:B:631:THR:HG23	2.13	0.79
1:D:419:LEU:HD12	1:D:592:SER:HB2	1.63	0.78
1:A:501:PHE:HB3	1:A:543:PHE:HE2	1.49	0.78
1:G:601:LEU:HD12	1:G:602:GLY:CA	2.14	0.78
1:B:546:THR:CG2	1:B:573:SER:CB	2.55	0.77
1:C:589:GLU:O	1:C:595:PHE:HD2	1.67	0.77
1:B:577:PHE:CE2	1:B:631:THR:HB	2.11	0.76
1:C:589:GLU:CB	1:C:592:SER:CB	2.55	0.76
1:G:601:LEU:HD12	1:G:602:GLY:HA2	1.67	0.76
1:G:601:LEU:HD13	1:G:605:LEU:CD2	2.17	0.74
1:B:611:ARG:O	1:B:614:VAL:HG12	1.85	0.74
1:B:576:PRO:HB2	1:B:631:THR:CG2	2.16	0.74
1:B:578:ASP:HB2	1:B:581:GLU:CB	2.17	0.74
1:F:600:LYS:HD3	1:F:600:LYS:H	1.53	0.73
1:C:599:SER:O	1:C:600:LYS:C	2.26	0.73
1:G:578:ASP:CA	1:G:581:GLU:HG3	2.17	0.73
1:A:525:GLY:N	1:A:640:ASP:OD2	2.19	0.72
1:B:607:LEU:HD13	1:B:607:LEU:O	1.89	0.72
1:G:473:ILE:CD1	1:G:605:LEU:CD1	2.61	0.72
1:G:524:ILE:HG21	1:G:639:LEU:HD12	1.72	0.72
1:F:581:GLU:HG2	1:F:601:LEU:HB2	1.71	0.72
1:H:515:PHE:HB3	1:H:554:VAL:HG12	1.71	0.71
1:B:611:ARG:HD3	1:B:611:ARG:C	2.11	0.71
1:E:467:ILE:HG23	1:F:596:LEU:HD13	1.71	0.71
1:C:417:GLU:O	1:C:533:GLN:NE2	2.20	0.71
1:C:510:ILE:HD11	1:C:549:GLY:H	1.56	0.71
1:C:555:VAL:HG22	1:C:568:ILE:HG12	1.73	0.71
1:E:469:GLU:HB3	1:E:605:LEU:HD22	1.73	0.71
1:B:576:PRO:HG2	1:B:577:PHE:N	2.05	0.71
1:C:596:LEU:HD13	1:C:596:LEU:N	2.02	0.70
1:G:538:LEU:HD11	1:G:635:LEU:HD23	1.74	0.69
1:B:427:ARG:NH1	1:B:468:ASN:OD1	2.25	0.69
1:A:467:ILE:HG23	1:B:596:LEU:HD13	1.73	0.69
1:C:590:LEU:N	1:C:595:PHE:CD2	2.60	0.69
1:H:427:ARG:NH1	1:H:468:ASN:OD1	2.26	0.69

*Continued on next page...*

*Continued from previous page...*

Atom-1	Atom-2	Interatomic distance (Å)	Clash overlap (Å)
1:E:430:MET:HG2	1:E:464:LEU:HD13	1.75	0.68
1:C:599:SER:O	1:C:601:LEU:N	2.26	0.68
1:B:572:ASP:HB2	1:B:631:THR:OG1	1.94	0.68
1:G:590:LEU:C	1:G:590:LEU:HD23	2.15	0.68
1:G:590:LEU:HD12	1:H:418:PHE:CE2	2.28	0.68
1:H:591:HIS:O	1:H:594:ASP:OD2	2.11	0.67
1:C:598:ALA:O	1:C:601:LEU:HG	1.94	0.67
1:F:517:GLN:HG3	1:F:518:PRO:HD2	1.77	0.67
1:E:590:LEU:HD22	1:E:591:HIS:H	1.60	0.66
1:E:423:SER:HA	1:F:598:ALA:HB2	1.78	0.66
1:E:440:LEU:O	1:E:443:THR:OG1	2.13	0.66
1:C:590:LEU:N	1:C:595:PHE:HD2	1.94	0.66
1:F:534:VAL:HG23	1:F:610:ALA:HB1	1.77	0.66
1:B:605:LEU:HD11	1:B:609:ILE:HD11	1.72	0.65
1:B:577:PHE:CD2	1:B:631:THR:HG22	2.19	0.65
1:C:590:LEU:CA	1:C:595:PHE:CD2	2.80	0.65
1:H:512:LEU:HD21	1:H:543:PHE:HZ	1.61	0.64
1:D:517:GLN:NE2	1:D:519:GLN:OE1	2.28	0.64
1:H:440:LEU:O	1:H:443:THR:OG1	2.16	0.64
1:E:608:ILE:HG23	1:E:611:ARG:HH21	1.62	0.64
1:G:582:ARG:HE	1:G:623:ILE:HG23	1.62	0.64
1:E:438:GLU:OE2	1:E:457:HIS:NE2	2.30	0.64
1:A:503:VAL:O	1:A:507:GLN:NE2	2.31	0.63
1:A:544:LYS:NZ	1:A:603:SER:O	2.31	0.63
1:G:578:ASP:HB2	1:G:581:GLU:HG3	0.77	0.63
1:E:600:LYS:HB3	1:E:604:HIS:CE1	2.32	0.63
1:D:590:LEU:N	1:D:612:GLN:OE1	2.30	0.63
1:C:476:LEU:HD22	1:C:481:ILE:HD12	1.78	0.63
1:D:427:ARG:NH1	1:D:468:ASN:OD1	2.18	0.63
1:C:538:LEU:HD11	1:C:635:LEU:HD23	1.80	0.63
1:E:596:LEU:CD1	1:E:597:SER:H	2.09	0.63
1:C:430:MET:HG2	1:C:464:LEU:HD13	1.81	0.63
1:G:592:SER:OG	1:G:593:GLY:N	2.30	0.62
1:G:601:LEU:HD12	1:G:601:LEU:C	2.19	0.62
1:A:455:THR:O	1:A:459:ALA:N	2.32	0.61
1:B:578:ASP:HB2	1:B:581:GLU:HG2	1.81	0.61
1:B:572:ASP:HB2	1:B:631:THR:N	2.15	0.61
1:A:552:LEU:HD21	1:A:554:VAL:HG23	1.82	0.61
1:C:596:LEU:O	1:C:601:LEU:HD23	2.00	0.61
1:B:611:ARG:NH2	1:B:615:ARG:NH2	2.48	0.61
1:C:510:ILE:HD11	1:C:549:GLY:N	2.16	0.61

*Continued on next page...*

*Continued from previous page...*

Atom-1	Atom-2	Interatomic distance (Å)	Clash overlap (Å)
1:F:590:LEU:HD22	1:F:608:ILE:HG21	1.83	0.61
1:C:589:GLU:O	1:C:595:PHE:CD2	2.53	0.61
1:B:578:ASP:HB2	1:B:581:GLU:CG	2.31	0.60
1:C:596:LEU:HA	1:C:601:LEU:HD23	1.83	0.60
1:F:573:SER:HA	1:F:630:GLY:HA2	1.82	0.60
1:B:511:GLU:HB2	1:B:550:GLU:HB2	1.83	0.60
1:E:471:LEU:HD21	1:F:597:SER:HB2	1.82	0.60
1:B:509:ARG:O	1:B:549:GLY:N	2.35	0.60
1:E:456:ILE:HG23	1:F:433:VAL:HG13	1.83	0.60
1:E:541:ASN:ND2	1:E:607:LEU:HD11	2.16	0.60
1:H:621:PHE:CD2	1:H:623:ILE:HD11	2.37	0.60
1:B:603:SER:HB2	1:B:608:ILE:HD11	1.83	0.59
1:C:578:ASP:OD1	1:C:579:ALA:N	2.36	0.59
1:D:504:LYS:HB2	1:D:543:PHE:HE2	1.67	0.59
1:G:534:VAL:HG13	1:G:610:ALA:HB1	1.83	0.59
1:D:470:ILE:HG22	1:D:609:ILE:HD11	1.84	0.59
1:C:513:ILE:HG13	1:C:552:LEU:HD12	1.85	0.59
1:E:541:ASN:HD22	1:E:607:LEU:HD11	1.68	0.58
1:A:571:GLN:HB3	1:A:632:THR:HG22	1.85	0.58
1:G:419:LEU:HD22	1:G:533:GLN:HE22	1.67	0.58
1:H:505:ALA:HB2	1:H:512:LEU:HD23	1.84	0.58
1:G:585:LEU:O	1:G:611:ARG:NH2	2.37	0.58
1:G:555:VAL:HG12	1:G:568:ILE:HG12	1.86	0.58
1:G:471:LEU:HD21	1:H:597:SER:HB2	1.86	0.58
1:A:468:ASN:ND2	1:A:472:ASP:OD2	2.37	0.58
1:D:507:GLN:HG2	1:D:509:ARG:HG2	1.86	0.58
1:G:433:VAL:HG13	1:H:456:ILE:HG23	1.84	0.58
1:G:456:ILE:HG23	1:H:433:VAL:HG13	1.86	0.57
1:H:576:PRO:CD	1:H:629:GLN:N	2.63	0.57
1:B:530:ARG:HG2	1:B:613:LEU:HD22	1.85	0.57
1:G:596:LEU:HG	1:G:601:LEU:HB3	1.86	0.57
1:A:542:ALA:O	1:A:546:THR:HG22	2.02	0.57
1:E:429:PRO:HB2	1:F:463:LEU:HD12	1.87	0.57
1:G:596:LEU:HD11	1:G:601:LEU:HA	1.87	0.57
1:C:498:LEU:HD21	1:C:514:SER:OG	2.05	0.57
1:E:436:MET:O	1:E:440:LEU:N	2.33	0.57
1:H:512:LEU:HD21	1:H:543:PHE:CZ	2.38	0.57
1:D:585:LEU:HD11	1:D:603:SER:HB2	1.86	0.57
1:A:578:ASP:OD1	1:A:579:ALA:N	2.33	0.56
1:C:566:LEU:HB2	1:C:639:LEU:HD23	1.88	0.56
1:E:573:SER:O	1:E:573:SER:OG	2.23	0.56

*Continued on next page...*

*Continued from previous page...*

Atom-1	Atom-2	Interatomic distance (Å)	Clash overlap (Å)
1:C:490:LEU:HD22	1:C:524:ILE:HD13	1.88	0.56
1:D:440:LEU:O	1:D:443:THR:OG1	2.24	0.56
1:E:578:ASP:OD2	1:E:580:LYS:NZ	2.39	0.56
1:G:419:LEU:HD12	1:G:530:ARG:HE	1.71	0.56
1:B:425:GLU:N	1:B:425:GLU:OE1	2.39	0.56
1:E:527:ASP:OD2	1:E:530:ARG:NH1	2.39	0.56
1:A:425:GLU:OE1	1:B:604:HIS:HB3	2.06	0.55
1:H:527:ASP:OD2	1:H:530:ARG:HG2	2.06	0.55
1:E:507:GLN:OE1	1:E:507:GLN:N	2.40	0.55
1:G:483:LEU:HD21	1:G:617:MET:HG2	1.87	0.55
1:G:446:SER:HB3	1:G:449:GLN:HG3	1.89	0.55
1:H:470:ILE:HD11	1:H:595:PHE:HB3	1.89	0.55
1:B:591:HIS:H	1:B:594:ASP:HB2	1.72	0.55
1:G:425:GLU:OE2	1:H:605:LEU:N	2.40	0.55
1:A:490:LEU:HD11	1:A:566:LEU:HD11	1.89	0.55
1:B:484:ASP:N	1:B:484:ASP:OD1	2.40	0.55
1:G:590:LEU:HB2	1:G:595:PHE:CD2	2.42	0.55
1:B:614:VAL:HG21	1:B:635:LEU:HB2	1.89	0.55
1:G:601:LEU:CD1	1:G:605:LEU:CD2	2.86	0.54
1:B:470:ILE:O	1:B:474:SER:OG	2.21	0.54
1:G:557:LEU:HD12	1:G:564:PRO:HB3	1.90	0.54
1:H:590:LEU:HG	1:H:595:PHE:CD1	2.38	0.54
1:F:425:GLU:N	1:F:425:GLU:OE1	2.41	0.54
1:B:589:GLU:OE1	1:B:589:GLU:N	2.40	0.54
1:G:484:ASP:N	1:G:527:ASP:OD1	2.40	0.54
1:H:541:ASN:HA	1:H:544:LYS:HB2	1.89	0.54
1:F:586:LEU:O	1:F:611:ARG:NH2	2.39	0.54
1:G:585:LEU:HD11	1:G:607:LEU:HD23	1.89	0.54
1:D:498:LEU:HD21	1:D:514:SER:HB2	1.90	0.54
1:G:598:ALA:HA	1:G:601:LEU:CD2	2.38	0.54
1:G:601:LEU:HD13	1:G:605:LEU:HD21	1.86	0.54
1:H:590:LEU:HB3	1:H:595:PHE:CE2	2.43	0.54
1:D:510:ILE:HA	1:D:549:GLY:HA2	1.90	0.53
1:A:436:MET:O	1:A:440:LEU:N	2.37	0.53
1:B:572:ASP:N	1:B:631:THR:O	2.24	0.53
1:D:496:ASP:OD2	1:D:532:ARG:NH1	2.41	0.53
1:F:455:THR:O	1:F:459:ALA:N	2.27	0.53
1:H:476:LEU:HD23	1:H:481:ILE:HG13	1.89	0.53
1:F:477:GLU:HG2	1:F:616:LEU:HD21	1.89	0.53
1:B:568:ILE:HB	1:B:635:LEU:HG	1.91	0.53
1:C:590:LEU:HB2	1:C:595:PHE:CD2	2.43	0.53

*Continued on next page...*



*Continued from previous page...*

Atom-1	Atom-2	Interatomic distance (Å)	Clash overlap (Å)
1:D:476:LEU:HD22	1:D:616:LEU:HD23	1.90	0.53
1:A:586:LEU:HD21	1:A:623:ILE:HG22	1.90	0.52
1:B:538:LEU:HD22	1:B:635:LEU:HD23	1.91	0.52
1:A:498:LEU:HD22	1:A:512:LEU:HD13	1.91	0.52
1:B:588:ALA:O	1:B:612:GLN:OE1	2.27	0.52
1:E:488:PHE:CG	1:E:528:PRO:HG3	2.44	0.52
1:C:436:MET:O	1:C:440:LEU:N	2.39	0.52
1:C:590:LEU:O	1:C:591:HIS:HB2	2.09	0.52
1:E:588:ALA:O	1:E:611:ARG:NH2	2.42	0.52
1:H:446:SER:HB2	1:H:449:GLN:HG3	1.92	0.52
1:E:542:ALA:HB1	1:E:551:ILE:HD13	1.90	0.52
1:G:510:ILE:HD11	1:G:548:GLU:HA	1.91	0.52
1:H:590:LEU:HG	1:H:595:PHE:CZ	2.42	0.52
1:D:436:MET:O	1:D:440:LEU:N	2.42	0.52
1:D:473:ILE:HD12	1:D:609:ILE:HG23	1.92	0.52
1:A:473:ILE:HD11	1:A:605:LEU:HD22	1.91	0.52
1:C:597:SER:O	1:C:598:ALA:HB3	2.10	0.52
1:D:489:ASP:HA	1:D:523:VAL:HG12	1.91	0.52
1:F:611:ARG:O	1:F:614:VAL:HG12	2.09	0.52
1:A:498:LEU:HD23	1:A:539:LEU:HD21	1.92	0.52
1:G:598:ALA:HA	1:G:601:LEU:HD23	1.92	0.52
1:C:590:LEU:CB	1:C:595:PHE:CE2	2.90	0.51
1:E:598:ALA:O	1:E:601:LEU:HD22	2.09	0.51
1:B:516:THR:HG22	1:B:555:VAL:HB	1.92	0.51
1:A:613:LEU:O	1:A:617:MET:N	2.36	0.51
1:C:553:LEU:HD13	1:C:570:VAL:HG22	1.91	0.51
1:A:492:ALA:O	1:A:496:ASP:N	2.41	0.51
1:D:446:SER:HB2	1:D:449:GLN:HB2	1.92	0.51
1:E:437:THR:O	1:E:441:LEU:HG	2.10	0.51
1:E:517:GLN:O	1:E:520:VAL:HG12	2.10	0.51
1:H:470:ILE:CD1	1:H:595:PHE:HB3	2.40	0.51
1:B:440:LEU:O	1:B:443:THR:OG1	2.26	0.51
1:D:626:GLY:O	1:D:629:GLN:N	2.43	0.50
1:A:516:THR:HG23	1:A:555:VAL:HB	1.92	0.50
1:D:498:LEU:HD11	1:D:553:LEU:HD21	1.93	0.50
1:B:498:LEU:HD21	1:B:514:SER:HB3	1.94	0.50
1:E:476:LEU:HB3	1:E:612:GLN:HG2	1.93	0.50
1:A:568:ILE:HB	1:A:635:LEU:HD11	1.92	0.50
1:C:519:GLN:HG3	1:C:557:LEU:HD21	1.94	0.50
1:H:568:ILE:HB	1:H:635:LEU:HD11	1.94	0.50
1:E:555:VAL:HG23	1:E:568:ILE:HG12	1.93	0.50

*Continued on next page...*

*Continued from previous page...*

Atom-1	Atom-2	Interatomic distance (Å)	Clash overlap (Å)
1:H:590:LEU:HD12	1:H:594:ASP:HB2	1.92	0.50
1:A:546:THR:HG21	1:A:551:ILE:HD11	1.94	0.49
1:C:590:LEU:C	1:C:592:SER:N	2.64	0.49
1:H:517:GLN:OE1	1:H:519:GLN:NE2	2.42	0.49
1:C:586:LEU:C	1:C:611:ARG:HH12	2.15	0.49
1:D:455:THR:O	1:D:459:ALA:N	2.39	0.49
1:B:501:PHE:HB3	1:B:543:PHE:CZ	2.47	0.49
1:C:577:PHE:HD2	1:C:623:ILE:HD11	1.77	0.49
1:G:578:ASP:HB3	1:G:581:GLU:CG	2.09	0.49
1:H:542:ALA:HB1	1:H:551:ILE:HD13	1.93	0.49
1:D:484:ASP:OD1	1:D:484:ASP:N	2.44	0.49
1:C:581:GLU:OE2	1:C:600:LYS:NZ	2.38	0.49
1:H:590:LEU:CB	1:H:595:PHE:CZ	2.96	0.49
1:E:433:VAL:HG13	1:F:456:ILE:HG23	1.95	0.49
1:F:567:ARG:HB2	1:F:636:THR:HG22	1.95	0.49
1:G:601:LEU:CD1	1:G:602:GLY:N	2.73	0.49
1:F:530:ARG:HG3	1:F:613:LEU:HD21	1.95	0.48
1:G:590:LEU:HB2	1:G:595:PHE:CE2	2.47	0.48
1:H:590:LEU:CD1	1:H:594:ASP:HB2	2.42	0.48
1:G:541:ASN:HB2	1:G:607:LEU:HD11	1.95	0.48
1:H:416:ALA:HB3	1:H:478:SER:HB3	1.95	0.48
1:H:552:LEU:HD13	1:H:554:VAL:HG13	1.95	0.48
1:C:599:SER:C	1:C:601:LEU:N	2.65	0.48
1:C:590:LEU:HA	1:C:595:PHE:CD2	2.48	0.48
1:D:579:ALA:HA	1:D:582:ARG:HB3	1.94	0.48
1:G:463:LEU:HB2	1:H:429:PRO:HG2	1.96	0.48
1:H:501:PHE:HB3	1:H:543:PHE:CE2	2.49	0.48
1:D:517:GLN:O	1:D:520:VAL:HG22	2.13	0.48
1:H:417:GLU:O	1:H:421:LYS:N	2.47	0.48
1:H:546:THR:CG2	1:H:572:ASP:HB2	2.43	0.48
1:D:510:ILE:HG22	1:D:548:GLU:O	2.13	0.48
1:D:527:ASP:OD2	1:D:530:ARG:HB2	2.14	0.48
1:E:489:ASP:OD1	1:E:492:ALA:N	2.28	0.48
1:F:446:SER:OG	1:F:449:GLN:HB2	2.14	0.48
1:B:498:LEU:HD11	1:B:553:LEU:HD23	1.95	0.48
1:B:546:THR:CG2	1:B:573:SER:HB2	2.40	0.48
1:G:440:LEU:HD11	1:H:453:VAL:HG22	1.95	0.48
1:G:598:ALA:O	1:G:601:LEU:HG	2.14	0.48
1:C:597:SER:HB2	1:C:600:LYS:HB3	1.95	0.47
1:A:452:TYR:O	1:A:456:ILE:HG13	2.13	0.47
1:G:438:GLU:OE2	1:G:457:HIS:NE2	2.47	0.47

*Continued on next page...*

*Continued from previous page...*

Atom-1	Atom-2	Interatomic distance (Å)	Clash overlap (Å)
1:A:477:GLU:OE1	1:A:612:GLN:NE2	2.28	0.47
1:B:613:LEU:O	1:B:617:MET:HG3	2.15	0.47
1:F:483:LEU:HD22	1:F:617:MET:HG2	1.96	0.47
1:F:517:GLN:NE2	1:F:519:GLN:OE1	2.46	0.47
1:G:562:GLU:N	1:G:562:GLU:OE2	2.47	0.47
1:A:425:GLU:OE1	1:B:605:LEU:N	2.47	0.47
1:G:584:ALA:O	1:G:588:ALA:N	2.45	0.47
1:H:572:ASP:OD1	1:H:572:ASP:N	2.48	0.47
1:B:477:GLU:OE2	1:B:612:GLN:NE2	2.48	0.47
1:A:428:THR:HA	1:A:431:ASN:HB2	1.96	0.47
1:C:429:PRO:O	1:C:433:VAL:HG23	2.15	0.47
1:C:510:ILE:HD12	1:C:510:ILE:HA	1.75	0.47
1:C:510:ILE:HD13	1:C:548:GLU:HA	1.97	0.47
1:F:572:ASP:OD1	1:F:573:SER:N	2.41	0.47
1:H:501:PHE:HB3	1:H:543:PHE:HE2	1.80	0.47
1:B:419:LEU:HG	1:B:592:SER:HB3	1.96	0.47
1:C:589:GLU:O	1:C:595:PHE:HB2	2.15	0.47
1:B:607:LEU:HD22	1:B:607:LEU:HA	1.67	0.46
1:E:445:LEU:HD11	1:E:450:ARG:HD2	1.97	0.46
1:F:551:ILE:HG12	1:F:572:ASP:OD2	2.15	0.46
1:G:489:ASP:OD1	1:G:492:ALA:N	2.42	0.46
1:H:589:GLU:O	1:H:590:LEU:HD13	2.15	0.46
1:D:465:THR:O	1:D:469:GLU:HG3	2.16	0.46
1:D:524:ILE:HB	1:D:639:LEU:HD21	1.97	0.46
1:G:498:LEU:HD21	1:G:553:LEU:HD13	1.97	0.46
1:A:575:HIS:ND1	1:A:576:PRO:HD2	2.30	0.46
1:C:506:GLU:N	1:C:506:GLU:OE1	2.48	0.46
1:H:466:LEU:O	1:H:470:ILE:HG22	2.15	0.46
1:C:505:ALA:HA	1:C:510:ILE:HG22	1.97	0.46
1:F:578:ASP:OD1	1:F:578:ASP:N	2.48	0.46
1:G:443:THR:HG21	1:H:449:GLN:HG2	1.98	0.46
1:H:448:LYS:H	1:H:448:LYS:HD3	1.79	0.46
1:G:601:LEU:HD21	1:H:422:ILE:CG2	2.46	0.46
1:H:613:LEU:O	1:H:617:MET:HG3	2.16	0.46
1:G:544:LYS:HB2	1:G:544:LYS:HE2	1.63	0.46
1:H:532:ARG:O	1:H:536:LEU:HD12	2.15	0.46
1:H:557:LEU:HA	1:H:566:LEU:HA	1.98	0.46
1:B:483:LEU:HD12	1:B:483:LEU:H	1.81	0.45
1:C:613:LEU:O	1:C:617:MET:N	2.33	0.45
1:H:552:LEU:HG	1:H:571:GLN:HB3	1.99	0.45
1:B:472:ASP:OD1	1:B:473:ILE:N	2.50	0.45

*Continued on next page...*

*Continued from previous page...*

Atom-1	Atom-2	Interatomic distance (Å)	Clash overlap (Å)
1:F:489:ASP:HA	1:F:523:VAL:HG12	1.99	0.45
1:F:496:ASP:O	1:F:500:ILE:HG12	2.16	0.45
1:A:491:ASN:O	1:A:495:GLU:HB2	2.16	0.45
1:D:509:ARG:HB3	1:D:547:GLU:OE1	2.16	0.45
1:G:450:ARG:O	1:G:454:GLN:HG3	2.17	0.45
1:G:608:ILE:HG23	1:G:611:ARG:NH1	2.32	0.45
1:C:586:LEU:HD21	1:C:623:ILE:CG2	2.46	0.45
1:D:552:LEU:O	1:D:571:GLN:N	2.47	0.45
1:F:483:LEU:HD11	1:F:616:LEU:HB3	1.97	0.45
1:G:473:ILE:HD12	1:G:605:LEU:HD11	1.94	0.45
1:H:496:ASP:O	1:H:500:ILE:HG12	2.16	0.45
1:H:590:LEU:HB3	1:H:595:PHE:CZ	2.52	0.45
1:B:436:MET:O	1:B:440:LEU:N	2.48	0.45
1:E:600:LYS:HB3	1:E:604:HIS:HE1	1.80	0.45
1:B:607:LEU:HD13	1:B:607:LEU:C	2.35	0.45
1:D:498:LEU:O	1:D:502:ARG:HG2	2.17	0.45
1:E:513:ILE:HD11	1:E:552:LEU:HD12	1.99	0.45
1:G:532:ARG:O	1:G:536:LEU:HG	2.15	0.45
1:G:622:GLY:N	1:G:634:SER:O	2.49	0.45
1:C:596:LEU:C	1:C:598:ALA:N	2.68	0.45
1:G:508:GLN:O	1:G:510:ILE:HG12	2.17	0.45
1:G:588:ALA:O	1:G:589:GLU:HG2	2.16	0.45
1:D:473:ILE:HD11	1:D:612:GLN:HB2	1.98	0.45
1:D:517:GLN:HB3	1:D:520:VAL:HG13	1.99	0.45
1:A:530:ARG:O	1:A:534:VAL:HG23	2.17	0.44
1:F:578:ASP:HB2	1:F:580:LYS:HE2	1.99	0.44
1:B:583:GLU:O	1:B:587:THR:HG22	2.18	0.44
1:B:416:ALA:HB1	1:B:474:SER:O	2.17	0.44
1:B:466:LEU:O	1:B:470:ILE:HG23	2.17	0.44
1:D:566:LEU:HB2	1:D:639:LEU:HD12	2.00	0.44
1:E:437:THR:HB	1:E:457:HIS:HB2	1.98	0.44
1:E:608:ILE:HG23	1:E:611:ARG:NH2	2.29	0.44
1:A:510:ILE:HG21	1:A:551:ILE:HD13	1.99	0.44
1:B:578:ASP:CB	1:B:581:GLU:HG2	2.45	0.44
1:H:508:GLN:HG2	1:H:509:ARG:HG2	2.00	0.44
1:B:424:HIS:O	1:B:428:THR:N	2.41	0.44
1:G:483:LEU:HG	1:G:527:ASP:HB2	1.99	0.44
1:C:541:ASN:HA	1:C:544:LYS:HB3	1.98	0.44
1:D:572:ASP:OD1	1:D:631:THR:OG1	2.22	0.44
1:G:476:LEU:HD11	1:G:613:LEU:HD23	1.99	0.44
1:H:566:LEU:HB2	1:H:639:LEU:HD11	2.00	0.44

*Continued on next page...*

*Continued from previous page...*

Atom-1	Atom-2	Interatomic distance (Å)	Clash overlap (Å)
1:A:419:LEU:HD11	1:A:481:ILE:HD13	2.00	0.44
1:A:563:THR:O	1:A:565:ARG:HG3	2.18	0.44
1:B:503:VAL:HG13	1:B:504:LYS:HD3	1.98	0.44
1:G:510:ILE:HD12	1:G:549:GLY:O	2.17	0.44
1:G:517:GLN:O	1:G:520:VAL:HG22	2.18	0.44
1:G:601:LEU:CD1	1:G:605:LEU:HD23	2.47	0.44
1:H:422:ILE:HD12	1:H:426:ILE:HG13	2.00	0.44
1:A:433:VAL:HG13	1:B:456:ILE:HG23	1.99	0.44
1:G:510:ILE:HD13	1:G:510:ILE:HA	1.70	0.44
1:A:438:GLU:OE2	1:A:457:HIS:NE2	2.40	0.43
1:C:578:ASP:HB3	1:C:581:GLU:OE1	2.17	0.43
1:A:546:THR:HG21	1:A:572:ASP:HB2	2.00	0.43
1:D:548:GLU:HB2	1:D:573:SER:OG	2.19	0.43
1:E:611:ARG:HD3	1:E:615:ARG:NH1	2.34	0.43
1:H:611:ARG:HG2	1:H:621:PHE:CD2	2.53	0.43
1:D:527:ASP:OD2	1:D:530:ARG:HD3	2.19	0.43
1:E:613:LEU:O	1:E:617:MET:HG3	2.18	0.43
1:A:443:THR:HG21	1:B:449:GLN:HG3	2.00	0.43
1:A:605:LEU:HD23	1:A:605:LEU:HA	1.75	0.43
1:B:611:ARG:NH2	1:B:615:ARG:CZ	2.82	0.43
1:G:428:THR:OG1	1:G:429:PRO:HD3	2.18	0.43
1:G:472:ASP:HB3	1:G:609:ILE:HD12	1.99	0.43
1:H:434:LEU:HD21	1:H:461:ASN:OD1	2.18	0.43
1:A:546:THR:CG2	1:A:551:ILE:HD11	2.48	0.43
1:D:420:ALA:HB2	1:D:475:LYS:HG2	2.00	0.43
1:E:498:LEU:HD21	1:E:553:LEU:HD23	1.99	0.43
1:B:517:GLN:OE1	1:B:519:GLN:NE2	2.46	0.43
1:C:489:ASP:OD2	1:C:522:ARG:NE	2.51	0.43
1:D:559:ASP:OD1	1:D:559:ASP:N	2.51	0.43
1:E:527:ASP:OD2	1:E:530:ARG:HG2	2.19	0.43
1:E:625:SER:HB3	1:E:631:THR:HG22	2.00	0.43
1:A:553:LEU:HD13	1:A:570:VAL:HG22	2.00	0.43
1:D:472:ASP:O	1:D:476:LEU:HB2	2.19	0.43
1:D:504:LYS:O	1:D:507:GLN:HB3	2.19	0.43
1:A:451:ASP:O	1:A:455:THR:HG23	2.19	0.43
1:A:601:LEU:HD12	1:A:602:GLY:N	2.34	0.43
1:C:577:PHE:HB3	1:C:581:GLU:HB3	2.00	0.43
1:D:587:THR:O	1:D:587:THR:OG1	2.37	0.43
1:H:530:ARG:HB3	1:H:613:LEU:HD22	2.00	0.43
1:H:588:ALA:HB3	1:H:615:ARG:NH2	2.34	0.43
1:B:520:VAL:HG11	1:B:556:ALA:HA	2.01	0.42

*Continued on next page...*

*Continued from previous page...*

Atom-1	Atom-2	Interatomic distance (Å)	Clash overlap (Å)
1:C:596:LEU:HB3	1:D:418:PHE:CE1	2.53	0.42
1:D:511:GLU:N	1:D:549:GLY:O	2.23	0.42
1:G:601:LEU:C	1:G:601:LEU:CD1	2.85	0.42
1:D:505:ALA:HA	1:D:510:ILE:HD12	2.00	0.42
1:A:483:LEU:HD23	1:A:616:LEU:HD22	2.00	0.42
1:F:517:GLN:O	1:F:520:VAL:HG22	2.19	0.42
1:F:589:GLU:HA	1:F:612:GLN:OE1	2.19	0.42
1:G:489:ASP:HA	1:G:522:ARG:O	2.19	0.42
1:E:546:THR:HB	1:E:574:GLY:HA3	2.01	0.42
1:E:604:HIS:O	1:E:607:LEU:N	2.43	0.42
1:F:475:LYS:HB3	1:F:481:ILE:HG12	2.00	0.42
1:C:516:THR:HG23	1:C:555:VAL:HB	2.01	0.42
1:C:601:LEU:HD12	1:C:602:GLY:N	2.35	0.42
1:D:588:ALA:H	1:D:615:ARG:HH22	1.67	0.42
1:E:476:LEU:HG	1:E:612:GLN:HB3	2.01	0.42
1:H:588:ALA:HB1	1:H:612:GLN:HG2	2.00	0.42
1:H:527:ASP:OD2	1:H:530:ARG:NH2	2.53	0.42
1:A:590:LEU:HD11	1:B:418:PHE:CE2	2.55	0.42
1:C:448:LYS:HD2	1:C:448:LYS:HA	1.75	0.41
1:C:473:ILE:HG12	1:C:609:ILE:HG12	2.02	0.41
1:E:425:GLU:OE2	1:F:605:LEU:N	2.53	0.41
1:G:448:LYS:HG2	1:G:449:GLN:N	2.35	0.41
1:C:600:LYS:HE2	1:C:600:LYS:HB2	1.95	0.41
1:E:546:THR:HB	1:E:574:GLY:CA	2.50	0.41
1:H:501:PHE:CE2	1:H:536:LEU:HD23	2.55	0.41
1:A:426:ILE:HG23	1:B:463:LEU:HD11	2.01	0.41
1:A:517:GLN:HG2	1:A:518:PRO:HD2	2.02	0.41
1:A:571:GLN:CB	1:A:632:THR:HG22	2.50	0.41
1:D:613:LEU:HD23	1:D:613:LEU:HA	1.90	0.41
1:B:577:PHE:CE2	1:B:631:THR:OG1	2.74	0.41
1:E:419:LEU:CD2	1:E:530:ARG:HE	2.33	0.41
1:E:597:SER:O	1:E:600:LYS:N	2.52	0.41
1:A:619:GLY:HA3	1:A:636:THR:O	2.20	0.41
1:E:519:GLN:OE1	1:E:557:LEU:HD11	2.21	0.41
1:E:588:ALA:HB1	1:E:595:PHE:HB2	2.03	0.41
1:A:421:LYS:HD2	1:A:421:LYS:H	1.86	0.41
1:A:640:ASP:HB3	1:A:641:PRO:HD2	2.01	0.41
1:B:416:ALA:HB3	1:B:478:SER:HB3	2.02	0.41
1:B:611:ARG:HH21	1:B:615:ARG:NH2	2.15	0.41
1:D:603:SER:HB3	1:D:607:LEU:HD23	2.02	0.41
1:E:430:MET:HG3	1:E:434:LEU:HD13	2.02	0.41

*Continued on next page...*

Continued from previous page...

Atom-1	Atom-2	Interatomic distance (Å)	Clash overlap (Å)
1:H:420:ALA:HB2	1:H:475:LYS:HG2	2.02	0.41
1:H:563:THR:HA	1:H:564:PRO:HD3	1.95	0.41
1:C:577:PHE:CD2	1:C:623:ILE:HD11	2.55	0.41
1:E:419:LEU:HD11	1:E:481:ILE:HG12	2.02	0.41
1:G:517:GLN:HG3	1:G:556:ALA:HB2	2.03	0.41
1:G:589:GLU:OE2	1:G:612:GLN:NE2	2.53	0.41
1:B:501:PHE:CE2	1:B:539:LEU:HB3	2.55	0.41
1:E:563:THR:O	1:E:565:ARG:HG3	2.20	0.41
1:G:527:ASP:OD2	1:G:530:ARG:HB2	2.21	0.41
1:A:456:ILE:HG23	1:B:433:VAL:HG13	2.03	0.41
1:C:530:ARG:HB3	1:C:613:LEU:HD22	2.02	0.41
1:D:562:GLU:H	1:D:562:GLU:HG3	1.60	0.41
1:F:490:LEU:N	1:F:522:ARG:O	2.48	0.41
1:C:510:ILE:CD1	1:C:549:GLY:H	2.30	0.40
1:D:530:ARG:HB3	1:D:613:LEU:HD13	2.02	0.40
1:H:469:GLU:O	1:H:473:ILE:HG22	2.21	0.40
1:C:601:LEU:O	1:C:604:HIS:N	2.52	0.40
1:D:530:ARG:O	1:D:534:VAL:HG23	2.21	0.40
1:E:417:GLU:H	1:E:417:GLU:HG3	1.73	0.40
1:F:428:THR:HB	1:F:429:PRO:HD3	2.04	0.40
1:G:590:LEU:CD1	1:H:418:PHE:CE2	3.00	0.40
1:H:436:MET:O	1:H:440:LEU:HB2	2.21	0.40
1:A:437:THR:O	1:A:441:LEU:HG	2.21	0.40
1:B:603:SER:CB	1:B:608:ILE:HD11	2.50	0.40
1:D:483:LEU:H	1:D:483:LEU:HD12	1.86	0.40
1:H:470:ILE:HG21	1:H:470:ILE:HD13	1.78	0.40
1:C:590:LEU:CB	1:C:595:PHE:CD2	3.05	0.40
1:C:596:LEU:HD22	1:C:597:SER:H	1.86	0.40
1:E:422:ILE:H	1:E:422:ILE:HG13	1.72	0.40
1:A:578:ASP:HB2	1:G:575:HIS:CE1	2.57	0.40
1:B:440:LEU:HD23	1:B:440:LEU:HA	1.90	0.40
1:B:590:LEU:H	1:B:612:GLN:HE22	1.70	0.40

There are no symmetry-related clashes.

## 5.3 Torsion angles [i](#)

### 5.3.1 Protein backbone [i](#)

In the following table, the Percentiles column shows the percent Ramachandran outliers of the chain as a percentile score with respect to all X-ray entries followed by that with respect to entries

of similar resolution.

The Analysed column shows the number of residues for which the backbone conformation was analysed, and the total number of residues.

Mol	Chain	Analysed	Favoured	Allowed	Outliers	Percentiles	
1	A	220/234 (94%)	209 (95%)	11 (5%)	0	100	100
1	B	220/234 (94%)	208 (94%)	12 (6%)	0	100	100
1	C	222/234 (95%)	210 (95%)	10 (4%)	2 (1%)	17	54
1	D	221/234 (94%)	214 (97%)	7 (3%)	0	100	100
1	E	220/234 (94%)	210 (96%)	9 (4%)	1 (0%)	29	66
1	F	219/234 (94%)	214 (98%)	4 (2%)	1 (0%)	29	66
1	G	218/234 (93%)	212 (97%)	6 (3%)	0	100	100
1	H	217/234 (93%)	210 (97%)	7 (3%)	0	100	100
All	All	1757/1872 (94%)	1687 (96%)	66 (4%)	4 (0%)	47	79

All (4) Ramachandran outliers are listed below:

Mol	Chain	Res	Type
1	C	600	LYS
1	C	598	ALA
1	F	605	LEU
1	E	641	PRO

### 5.3.2 Protein sidechains [i](#)

In the following table, the Percentiles column shows the percent sidechain outliers of the chain as a percentile score with respect to all X-ray entries followed by that with respect to entries of similar resolution.

The Analysed column shows the number of residues for which the sidechain conformation was analysed, and the total number of residues.

Mol	Chain	Analysed	Rotameric	Outliers	Percentiles	
1	A	193/201 (96%)	186 (96%)	7 (4%)	35	63
1	B	193/201 (96%)	177 (92%)	16 (8%)	11	40
1	C	194/201 (96%)	188 (97%)	6 (3%)	40	65
1	D	193/201 (96%)	187 (97%)	6 (3%)	40	65
1	E	193/201 (96%)	184 (95%)	9 (5%)	26	56
1	F	192/201 (96%)	187 (97%)	5 (3%)	46	69

*Continued on next page...*



*Continued from previous page...*

Mol	Chain	Analysed	Rotameric	Outliers	Percentiles	
1	G	192/201 (96%)	184 (96%)	8 (4%)	30	58
1	H	192/201 (96%)	187 (97%)	5 (3%)	46	69
All	All	1542/1608 (96%)	1480 (96%)	62 (4%)	31	59

All (62) residues with a non-rotameric sidechain are listed below:

Mol	Chain	Res	Type
1	A	468	ASN
1	A	485	GLU
1	A	509	ARG
1	A	591	HIS
1	A	595	PHE
1	A	615	ARG
1	A	642	GLN
1	B	487	GLN
1	B	504	LYS
1	B	560	GLN
1	B	565	ARG
1	B	580	LYS
1	B	582	ARG
1	B	583	GLU
1	B	594	ASP
1	B	600	LYS
1	B	601	LEU
1	B	604	HIS
1	B	605	LEU
1	B	607	LEU
1	B	611	ARG
1	B	612	GLN
1	B	633	LEU
1	C	508	GLN
1	C	575	HIS
1	C	589	GLU
1	C	592	SER
1	C	596	LEU
1	C	597	SER
1	D	511	GLU
1	D	559	ASP
1	D	566	LEU
1	D	589	GLU
1	D	604	HIS

*Continued on next page...*

*Continued from previous page...*

Mol	Chain	Res	Type
1	D	611	ARG
1	E	417	GLU
1	E	457	HIS
1	E	519	GLN
1	E	557	LEU
1	E	594	ASP
1	E	601	LEU
1	E	615	ARG
1	E	635	LEU
1	E	639	LEU
1	F	485	GLU
1	F	509	ARG
1	F	578	ASP
1	F	600	LYS
1	F	611	ARG
1	G	431	ASN
1	G	519	GLN
1	G	527	ASP
1	G	530	ARG
1	G	577	PHE
1	G	590	LEU
1	G	603	SER
1	G	605	LEU
1	H	418	PHE
1	H	421	LYS
1	H	448	LYS
1	H	577	PHE
1	H	604	HIS

Sometimes sidechains can be flipped to improve hydrogen bonding and reduce clashes. All (5) such sidechains are listed below:

Mol	Chain	Res	Type
1	A	507	GLN
1	F	507	GLN
1	G	533	GLN
1	G	591	HIS
1	H	591	HIS

### 5.3.3 RNA

There are no RNA molecules in this entry.

## 5.4 Non-standard residues in protein, DNA, RNA chains [i](#)

There are no non-standard protein/DNA/RNA residues in this entry.

## 5.5 Carbohydrates [i](#)

There are no monosaccharides in this entry.

## 5.6 Ligand geometry [i](#)

Of 20 ligands modelled in this entry, 20 are monoatomic - leaving 0 for Mogul analysis.

There are no bond length outliers.

There are no bond angle outliers.

There are no chirality outliers.

There are no torsion outliers.

There are no ring outliers.

No monomer is involved in short contacts.

## 5.7 Other polymers [i](#)

There are no such residues in this entry.

## 5.8 Polymer linkage issues [i](#)

There are no chain breaks in this entry.

## 6 Fit of model and data

### 6.1 Protein, DNA and RNA chains

In the following table, the column labelled ‘#RSRZ > 2’ contains the number (and percentage) of RSRZ outliers, followed by percent RSRZ outliers for the chain as percentile scores relative to all X-ray entries and entries of similar resolution. The OWAB column contains the minimum, median, 95<sup>th</sup> percentile and maximum values of the occupancy-weighted average B-factor per residue. The column labelled ‘Q < 0.9’ lists the number of (and percentage) of residues with an average occupancy less than 0.9.

Mol	Chain	Analysed	<RSRZ>	#RSRZ>2	OWAB(Å <sup>2</sup> )	Q<0.9
1	A	224/234 (95%)	-0.10	0 <span style="border: 1px solid blue; padding: 2px;">100</span> <span style="border: 1px solid blue; padding: 2px;">100</span>	17, 48, 87, 103	0
1	B	224/234 (95%)	0.17	9 (4%) <span style="border: 1px solid red; padding: 2px;">38</span> <span style="border: 1px solid red; padding: 2px;">32</span>	25, 55, 95, 120	0
1	C	226/234 (96%)	-0.14	1 (0%) <span style="border: 1px solid blue; padding: 2px;">92</span> <span style="border: 1px solid blue; padding: 2px;">89</span>	20, 48, 91, 107	0
1	D	225/234 (96%)	0.05	3 (1%) <span style="border: 1px solid blue; padding: 2px;">77</span> <span style="border: 1px solid blue; padding: 2px;">70</span>	19, 51, 93, 119	0
1	E	224/234 (95%)	-0.07	0 <span style="border: 1px solid blue; padding: 2px;">100</span> <span style="border: 1px solid blue; padding: 2px;">100</span>	22, 50, 92, 103	0
1	F	223/234 (95%)	0.09	5 (2%) <span style="border: 1px solid blue; padding: 2px;">62</span> <span style="border: 1px solid blue; padding: 2px;">54</span>	25, 52, 94, 112	0
1	G	222/234 (94%)	-0.11	1 (0%) <span style="border: 1px solid blue; padding: 2px;">91</span> <span style="border: 1px solid blue; padding: 2px;">87</span>	17, 49, 87, 117	0
1	H	223/234 (95%)	0.03	4 (1%) <span style="border: 1px solid blue; padding: 2px;">68</span> <span style="border: 1px solid blue; padding: 2px;">61</span>	23, 48, 87, 100	0
All	All	1791/1872 (95%)	-0.01	23 (1%) <span style="border: 1px solid blue; padding: 2px;">77</span> <span style="border: 1px solid blue; padding: 2px;">70</span>	17, 50, 92, 120	0

All (23) RSRZ outliers are listed below:

Mol	Chain	Res	Type	RSRZ
1	B	631	THR	3.5
1	F	577	PHE	3.2
1	F	579	ALA	3.1
1	B	562	GLU	3.1
1	D	629	GLN	3.0
1	B	577	PHE	2.8
1	B	572	ASP	2.8
1	B	589	GLU	2.7
1	B	625	SER	2.6
1	H	577	PHE	2.5
1	H	629	GLN	2.5
1	B	624	GLN	2.4
1	H	546	THR	2.4
1	F	509	ARG	2.3
1	B	576	PRO	2.2
1	B	559	ASP	2.2

*Continued on next page...*

*Continued from previous page...*

Mol	Chain	Res	Type	RSRZ
1	F	589	GLU	2.2
1	F	562	GLU	2.2
1	H	630	GLY	2.2
1	D	589	GLU	2.1
1	C	642	GLN	2.1
1	D	564	PRO	2.1
1	G	558	ASP	2.1

## 6.2 Non-standard residues in protein, DNA, RNA chains [i](#)

There are no non-standard protein/DNA/RNA residues in this entry.

## 6.3 Carbohydrates [i](#)

There are no monosaccharides in this entry.

## 6.4 Ligands [i](#)

In the following table, the Atoms column lists the number of modelled atoms in the group and the number defined in the chemical component dictionary. The B-factors column lists the minimum, median, 95<sup>th</sup> percentile and maximum values of B factors of atoms in the group. The column labelled 'Q< 0.9' lists the number of atoms with occupancy less than 0.9.

Mol	Type	Chain	Res	Atoms	RSCC	RSR	B-factors(Å <sup>2</sup> )	Q<0.9
2	NI	H	701	1/1	0.48	0.20	66,66,66,66	0
2	NI	G	701	1/1	0.72	0.40	91,91,91,91	0
2	NI	E	702	1/1	0.83	0.17	90,90,90,90	0
2	NI	A	701	1/1	0.86	0.15	71,71,71,71	0
2	NI	E	701	1/1	0.89	0.20	40,40,40,40	0
2	NI	C	703	1/1	0.89	0.16	42,42,42,42	0
2	NI	H	702	1/1	0.90	0.07	77,77,77,77	0
2	NI	G	702	1/1	0.91	0.16	53,53,53,53	0
2	NI	A	702	1/1	0.92	0.14	88,88,88,88	0
2	NI	F	702	1/1	0.92	0.06	90,90,90,90	0
2	NI	B	703	1/1	0.92	0.12	113,113,113,113	0
2	NI	B	702	1/1	0.93	0.07	112,112,112,112	0
2	NI	G	703	1/1	0.93	0.09	84,84,84,84	0
2	NI	D	701	1/1	0.94	0.09	89,89,89,89	0
2	NI	E	703	1/1	0.94	0.08	81,81,81,81	0
2	NI	C	701	1/1	0.97	0.12	72,72,72,72	0

*Continued on next page...*

*Continued from previous page...*

Mol	Type	Chain	Res	Atoms	RSCC	RSR	B-factors( $\text{\AA}^2$ )	Q<0.9
2	NI	A	703	1/1	0.97	0.10	108,108,108,108	0
2	NI	C	702	1/1	0.98	0.22	22,22,22,22	0
2	NI	F	701	1/1	0.98	0.22	12,12,12,12	0
2	NI	B	701	1/1	0.99	0.20	25,25,25,25	0

## 6.5 Other polymers [i](#)

There are no such residues in this entry.