



# Full wwPDB X-ray Structure Validation Report ⓘ

May 22, 2020 – 07:06 am BST

PDB ID : 3DKT  
Title : Crystal structure of Thermotoga maritima encapsulin  
Authors : Sutter, M.; Boehringer, D.; Gutmann, S.; Weber-Ban, E.; Ban, N.  
Deposited on : 2008-06-26  
Resolution : 3.10 Å(reported)

This is a Full wwPDB X-ray Structure Validation Report for a publicly released PDB entry.

We welcome your comments at [validation@mail.wwpdb.org](mailto:validation@mail.wwpdb.org)

A user guide is available at

<https://www.wwpdb.org/validation/2017/XrayValidationReportHelp>

with specific help available everywhere you see the ⓘ symbol.

---

The following versions of software and data (see [references ⓘ](#)) were used in the production of this report:

MolProbity : 4.02b-467  
Xtriage (Phenix) : 1.13  
EDS : 2.11  
Percentile statistics : 20191225.v01 (using entries in the PDB archive December 25th 2019)  
Refmac : 5.8.0158  
CCP4 : 7.0.044 (Gargrove)  
Ideal geometry (proteins) : Engh & Huber (2001)  
Ideal geometry (DNA, RNA) : Parkinson et al. (1996)  
Validation Pipeline (wwPDB-VP) : 2.11

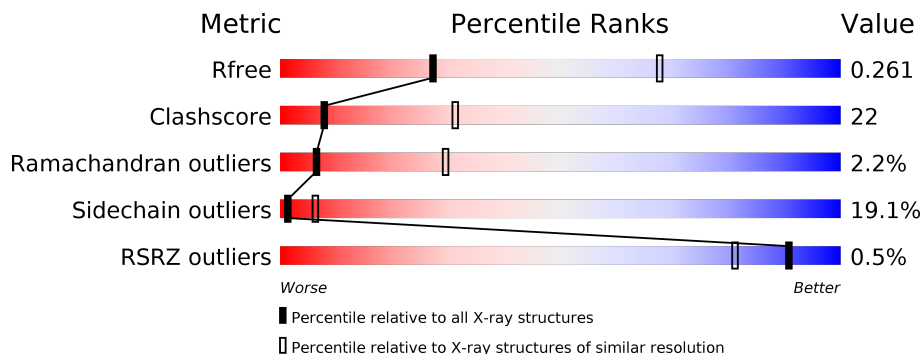
# 1 Overall quality at a glance i

The following experimental techniques were used to determine the structure:

*X-RAY DIFFRACTION*

The reported resolution of this entry is 3.10 Å.

Percentile scores (ranging between 0-100) for global validation metrics of the entry are shown in the following graphic. The table shows the number of entries on which the scores are based.



Metric	Whole archive (#Entries)	Similar resolution (#Entries, resolution range(Å))
$R_{free}$	130704	1094 (3.10-3.10)
Clashscore	141614	1184 (3.10-3.10)
Ramachandran outliers	138981	1141 (3.10-3.10)
Sidechain outliers	138945	1141 (3.10-3.10)
RSRZ outliers	127900	1067 (3.10-3.10)

The table below summarises the geometric issues observed across the polymeric chains and their fit to the electron density. The red, orange, yellow and green segments on the lower bar indicate the fraction of residues that contain outliers for  $\geq 3$ , 2, 1 and 0 types of geometric quality criteria respectively. A grey segment represents the fraction of residues that are not modelled. The numeric value for each fraction is indicated below the corresponding segment, with a dot representing fractions  $\leq 5\%$ . The upper red bar (where present) indicates the fraction of residues that have poor fit to the electron density. The numeric value is given above the bar.

Mol	Chain	Length	Quality of chain
1	A	265	 55% 37% 7%
1	B	265	 53% 38% 9%
1	C	265	 52% 38% 9%
1	D	265	 2% 51% 40% 9%
1	E	265	 54% 36% 9%
1	F	265	 52% 38% 10%

*Continued on next page...*

Continued from previous page...

Mol	Chain	Length	Quality of chain
1	G	265	 54% 37% 8%
1	H	265	 53% 37% 9%
1	I	265	 51% 38% 9%
1	J	265	 52% 37% 9%
2	K	8	 63% 38%
2	L	8	 63% 25% 13%
2	M	8	 13% 63% 25% 13%
2	N	8	 13% 63% 38%
2	O	8	 25% 63% 25% 13%
2	P	8	 25% 63% 13% 25%
2	Q	8	 63% 25% 13%
2	R	8	 63% 13% 25%
2	S	8	 63% 25% 13%
2	T	8	 13% 63% 25% 13%

## 2 Entry composition [i](#)

There are 3 unique types of molecules in this entry. The entry contains 22070 atoms, of which 0 are hydrogens and 0 are deuteriums.

In the tables below, the ZeroOcc column contains the number of atoms modelled with zero occupancy, the AltConf column contains the number of residues with at least one atom in alternate conformation and the Trace column contains the number of residues modelled with at most 2 atoms.

- Molecule 1 is a protein called Maritimacin.

Mol	Chain	Residues	Atoms					ZeroOcc	AltConf	Trace
			Total	C	N	O	S			
1	A	264	2141	1372	358	407	4	0	0	0
1	B	264	2141	1372	358	407	4	0	0	0
1	C	264	2141	1372	358	407	4	0	0	0
1	D	264	2141	1372	358	407	4	0	0	0
1	E	264	2141	1372	358	407	4	0	0	0
1	F	264	2141	1372	358	407	4	0	0	0
1	G	264	2141	1372	358	407	4	0	0	0
1	H	264	2141	1372	358	407	4	0	0	0
1	I	264	2141	1372	358	407	4	0	0	0
1	J	264	2141	1372	358	407	4	0	0	0

- Molecule 2 is a protein called Putative uncharacterized protein.

Mol	Chain	Residues	Atoms				ZeroOcc	AltConf	Trace
			Total	C	N	O			
2	K	8	56	34	12	10	0	0	0
2	L	8	56	34	12	10	0	0	0
2	M	8	56	34	12	10	0	0	0
2	N	8	56	34	12	10	0	0	0

*Continued on next page...*

*Continued from previous page...*

Mol	Chain	Residues	Atoms				ZeroOcc	AltConf	Trace
			Total	C	N	O			
2	O	8	56	34	12	10	0	0	0
2	P	8	56	34	12	10	0	0	0
2	Q	8	56	34	12	10	0	0	0
2	R	8	56	34	12	10	0	0	0
2	S	8	56	34	12	10	0	0	0
2	T	8	56	34	12	10	0	0	0

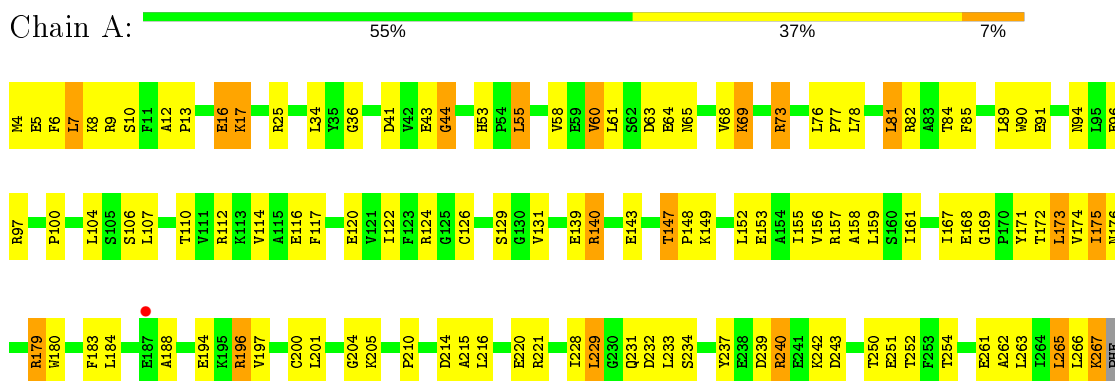
- Molecule 3 is water.

Mol	Chain	Residues	Atoms		ZeroOcc	AltConf
3	A	9	Total 9	O 9	0	0
3	B	11	Total 11	O 11	0	0
3	C	9	Total 9	O 9	0	0
3	D	12	Total 12	O 12	0	0
3	E	9	Total 9	O 9	0	0
3	F	11	Total 11	O 11	0	0
3	G	9	Total 9	O 9	0	0
3	H	11	Total 11	O 11	0	0
3	I	9	Total 9	O 9	0	0
3	J	10	Total 10	O 10	0	0

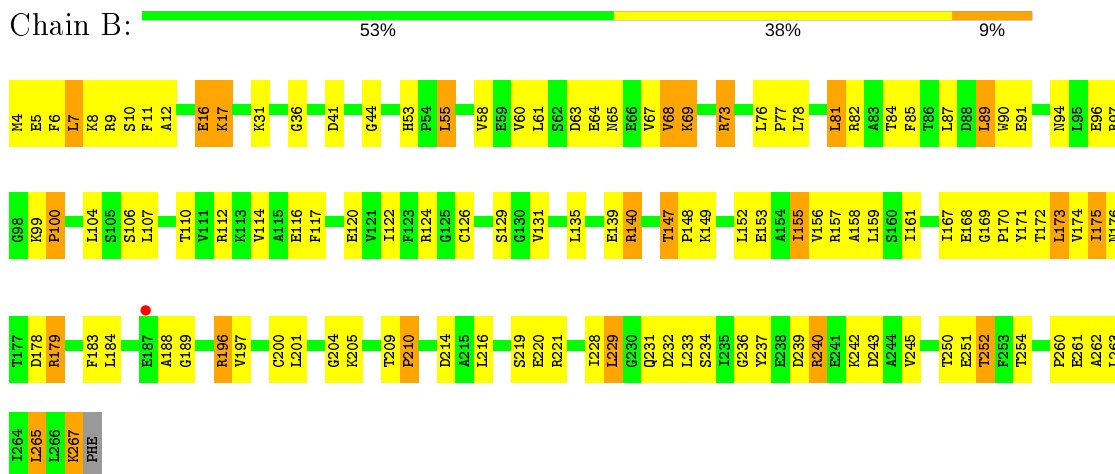
### 3 Residue-property plots

These plots are drawn for all protein, RNA and DNA chains in the entry. The first graphic for a chain summarises the proportions of the various outlier classes displayed in the second graphic. The second graphic shows the sequence view annotated by issues in geometry and electron density. Residues are color-coded according to the number of geometric quality criteria for which they contain at least one outlier: green = 0, yellow = 1, orange = 2 and red = 3 or more. A red dot above a residue indicates a poor fit to the electron density ( $RSRZ > 2$ ). Stretches of 2 or more consecutive residues without any outlier are shown as a green connector. Residues present in the sample, but not in the model, are shown in grey.

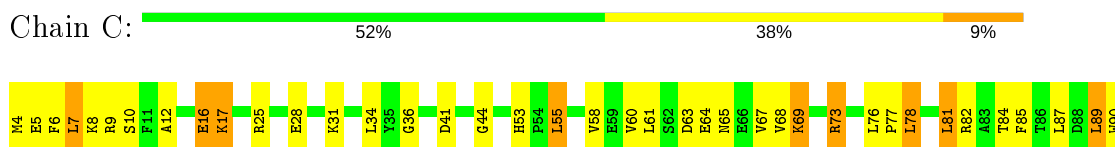
- Molecule 1: Maritimacin

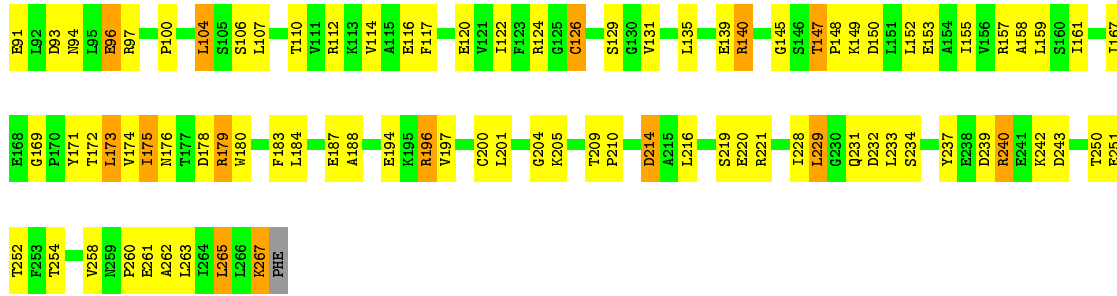


- Molecule 1: Maritimacin

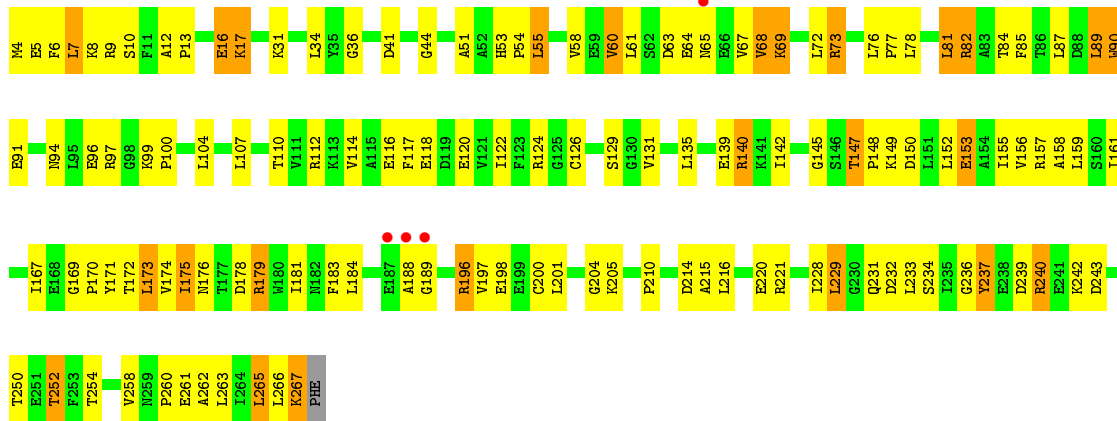


- Molecule 1: Maritimacin






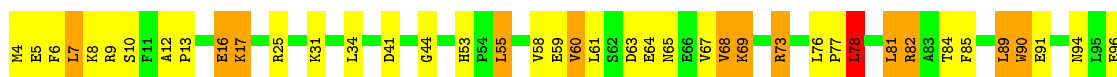
• Molecule 1: Maritimacin

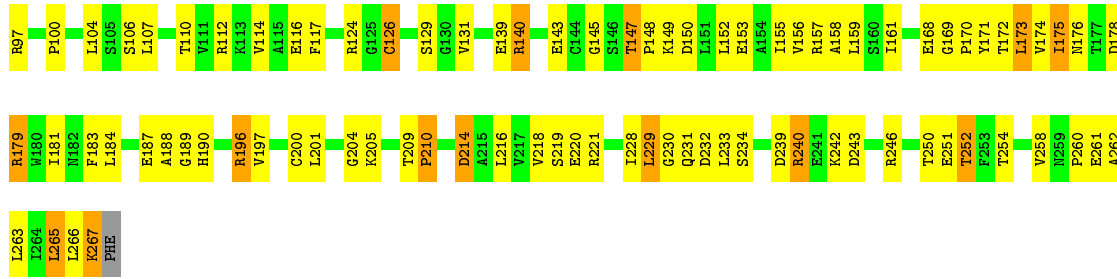


• Molecule 1: Maritimacin

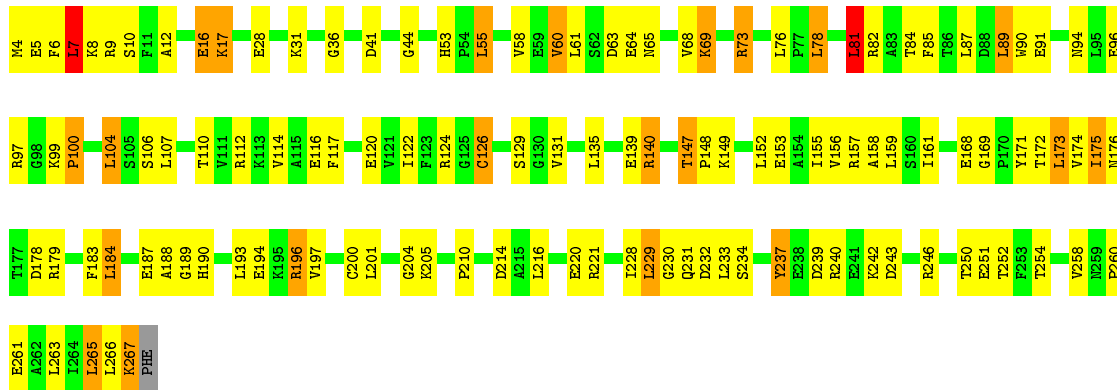


• Molecule 1: Maritimacin

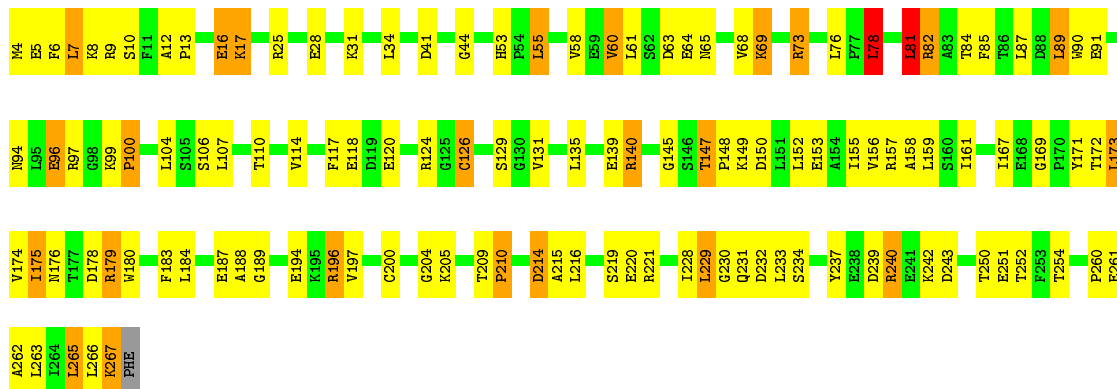




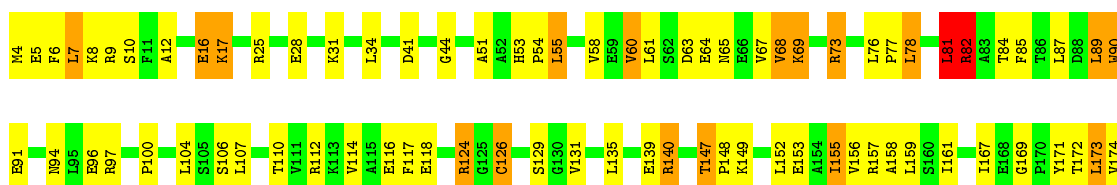
• Molecule 1: Maritimacin




• Molecule 1: Maritimacin



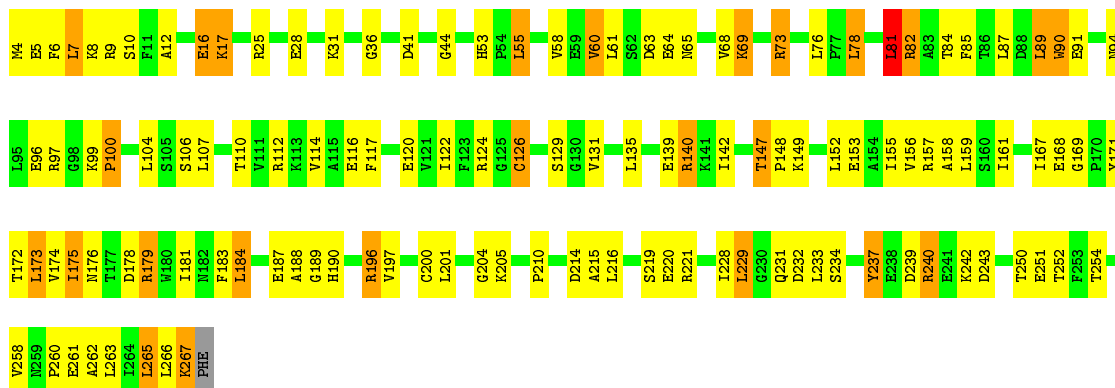
• Molecule 1: Maritimacin









- Molecule 1: Maritimacin



- Molecule 2: Putative uncharacterized protein



- Molecule 2: Putative uncharacterized protein



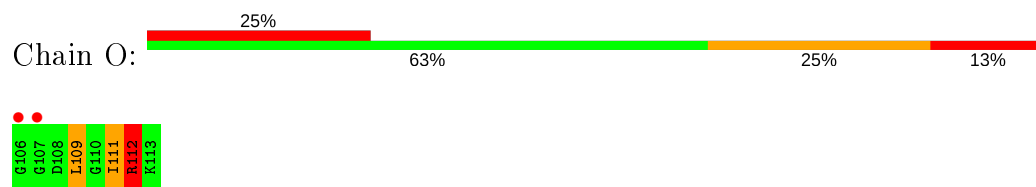
- Molecule 2: Putative uncharacterized protein



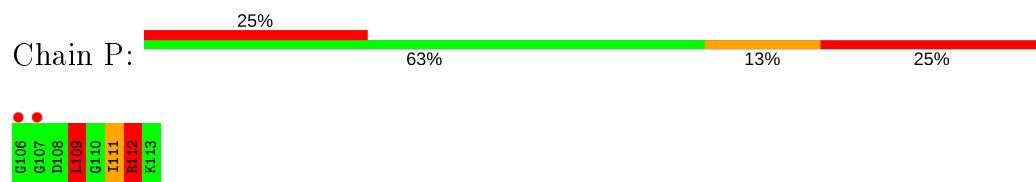
- Molecule 2: Putative uncharacterized protein



- Molecule 2: Putative uncharacterized protein



- Molecule 2: Putative uncharacterized protein



- Molecule 2: Putative uncharacterized protein



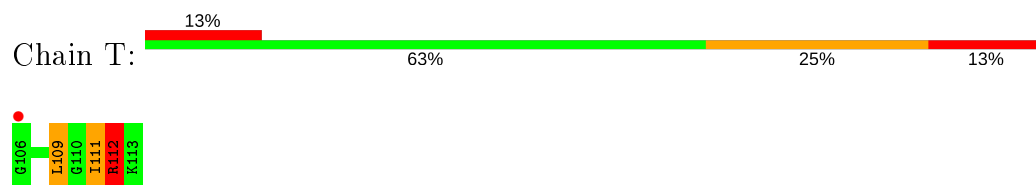
- Molecule 2: Putative uncharacterized protein



- Molecule 2: Putative uncharacterized protein



- Molecule 2: Putative uncharacterized protein



## 4 Data and refinement statistics

Property	Value	Source
Space group	F 41 3 2	Depositor
Cell constants a, b, c, $\alpha$ , $\beta$ , $\gamma$	669.04Å 669.04Å 669.04Å 90.00° 90.00° 90.00°	Depositor
Resolution (Å)	49.87 – 3.10 49.87 – 3.10	Depositor EDS
% Data completeness (in resolution range)	96.5 (49.87-3.10) 96.5 (49.87-3.10)	Depositor EDS
$R_{merge}$	0.27	Depositor
$R_{sym}$	(Not available)	Depositor
$\langle I/\sigma(I) \rangle$ <sup>1</sup>	1.32 (at 3.12Å)	Xtrriage
Refinement program	PHENIX	Depositor
R, $R_{free}$	0.219 , 0.239 0.246 , 0.261	Depositor DCC
$R_{free}$ test set	10961 reflections (5.00%)	wwPDB-VP
Wilson B-factor (Å <sup>2</sup> )	94.4	Xtrriage
Anisotropy	0.000	Xtrriage
Bulk solvent $k_{sol}$ (e/Å <sup>3</sup> ), $B_{sol}$ (Å <sup>2</sup> )	0.29 , 84.2	EDS
L-test for twinning <sup>2</sup>	$\langle  L  \rangle = 0.42$ , $\langle L^2 \rangle = 0.24$	Xtrriage
Estimated twinning fraction	No twinning to report.	Xtrriage
$F_o, F_c$ correlation	0.93	EDS
Total number of atoms	22070	wwPDB-VP
Average B, all atoms (Å <sup>2</sup> )	128.0	wwPDB-VP

Xtrriage's analysis on translational NCS is as follows: *The largest off-origin peak in the Patterson function is 1.40% of the height of the origin peak. No significant pseudotranslation is detected.*

<sup>1</sup>Intensities estimated from amplitudes.

<sup>2</sup>Theoretical values of  $\langle |L| \rangle$ ,  $\langle L^2 \rangle$  for acentric reflections are 0.5, 0.333 respectively for untwinned datasets, and 0.375, 0.2 for perfectly twinned datasets.

## 5 Model quality [i](#)

### 5.1 Standard geometry [i](#)

The Z score for a bond length (or angle) is the number of standard deviations the observed value is removed from the expected value. A bond length (or angle) with  $|Z| > 5$  is considered an outlier worth inspection. RMSZ is the root-mean-square of all Z scores of the bond lengths (or angles).

Mol	Chain	Bond lengths		Bond angles	
		RMSZ	# Z  >5	RMSZ	# Z  >5
1	A	0.44	0/2182	0.66	0/2945
1	B	0.45	0/2182	0.66	0/2945
1	C	0.45	0/2182	0.67	0/2945
1	D	0.45	0/2182	0.66	0/2945
1	E	0.44	0/2182	0.66	1/2945 (0.0%)
1	F	0.51	0/2182	0.72	2/2945 (0.1%)
1	G	0.47	0/2182	0.68	1/2945 (0.0%)
1	H	0.46	0/2182	0.67	3/2945 (0.1%)
1	I	0.47	0/2182	0.69	3/2945 (0.1%)
1	J	0.45	0/2182	0.66	3/2945 (0.1%)
2	K	0.67	0/55	0.91	0/70
2	L	0.73	0/55	1.03	0/70
2	M	0.68	0/55	0.89	0/70
2	N	0.66	0/55	0.89	0/70
2	O	0.66	0/55	1.00	0/70
2	P	0.65	0/55	0.94	0/70
2	Q	0.70	0/55	1.02	0/70
2	R	0.69	0/55	1.04	0/70
2	S	0.78	0/55	1.00	0/70
2	T	0.67	0/55	0.95	0/70
All	All	0.47	0/22370	0.68	13/30150 (0.0%)

There are no bond length outliers.

All (13) bond angle outliers are listed below:

Mol	Chain	Res	Type	Atoms	Z	Observed(°)	Ideal(°)
1	F	82	ARG	NE-CZ-NH1	-6.71	116.94	120.30
1	F	78	LEU	CA-CB-CG	6.32	129.83	115.30
1	I	82	ARG	NE-CZ-NH1	-5.63	117.48	120.30
1	J	82	ARG	NE-CZ-NH1	-5.59	117.51	120.30
1	E	78	LEU	CA-CB-CG	5.47	127.87	115.30
1	G	81	LEU	CA-CB-CG	5.43	127.78	115.30
1	H	82	ARG	NE-CZ-NH1	-5.42	117.59	120.30

*Continued on next page...*

*Continued from previous page...*

Mol	Chain	Res	Type	Atoms	Z	Observed(°)	Ideal(°)
1	H	78	LEU	CA-CB-CG	5.42	127.75	115.30
1	I	81	LEU	CA-CB-CG	5.36	127.63	115.30
1	J	78	LEU	CA-CB-CG	5.26	127.40	115.30
1	J	81	LEU	CA-CB-CG	5.12	127.08	115.30
1	I	78	LEU	CA-CB-CG	5.07	126.95	115.30
1	H	81	LEU	CA-CB-CG	5.01	126.82	115.30

There are no chirality outliers.

There are no planarity outliers.

## 5.2 Too-close contacts [i](#)

In the following table, the Non-H and H(model) columns list the number of non-hydrogen atoms and hydrogen atoms in the chain respectively. The H(added) column lists the number of hydrogen atoms added and optimized by MolProbity. The Clashes column lists the number of clashes within the asymmetric unit, whereas Symm-Clashes lists symmetry related clashes.

Mol	Chain	Non-H	H(model)	H(added)	Clashes	Symm-Clashes
1	A	2141	0	2148	87	0
1	B	2141	0	2148	97	0
1	C	2141	0	2148	92	0
1	D	2141	0	2148	111	0
1	E	2141	0	2148	95	0
1	F	2141	0	2148	106	0
1	G	2141	0	2148	102	0
1	H	2141	0	2148	94	0
1	I	2141	0	2148	104	0
1	J	2141	0	2148	97	0
2	K	56	0	60	6	0
2	L	56	0	60	5	0
2	M	56	0	60	5	0
2	N	56	0	60	6	0
2	O	56	0	60	5	0
2	P	56	0	60	6	0
2	Q	56	0	60	8	0
2	R	56	0	60	6	0
2	S	56	0	60	7	0
2	T	56	0	60	6	0
3	A	9	0	0	2	0
3	B	11	0	0	4	0
3	C	9	0	0	2	0

*Continued on next page...*

*Continued from previous page...*

Mol	Chain	Non-H	H(model)	H(added)	Clashes	Symm-Clashes
3	D	12	0	0	4	0
3	E	9	0	0	2	0
3	F	11	0	0	4	0
3	G	9	0	0	2	0
3	H	11	0	0	2	0
3	I	9	0	0	3	0
3	J	10	0	0	2	0
All	All	22070	0	22080	953	0

The all-atom clashscore is defined as the number of clashes found per 1000 atoms (including hydrogen atoms). The all-atom clashscore for this structure is 22.

All (953) close contacts within the same asymmetric unit are listed below, sorted by their clash magnitude.

Atom-1	Atom-2	Interatomic distance (Å)	Clash overlap (Å)
1:H:196:ARG:HG3	1:H:196:ARG:HH11	1.11	1.16
1:I:196:ARG:HH11	1:I:196:ARG:HG3	1.12	1.15
1:B:196:ARG:HG3	1:B:196:ARG:HH11	1.12	1.14
1:J:196:ARG:HG3	1:J:196:ARG:HH11	1.12	1.13
2:R:109:LEU:HD12	2:R:111:ILE:HD11	1.27	1.13
2:Q:109:LEU:HD12	2:Q:111:ILE:HD11	1.28	1.11
2:S:109:LEU:HD12	2:S:111:ILE:HD11	1.31	1.11
1:D:196:ARG:HH11	1:D:196:ARG:HG3	1.14	1.11
1:G:196:ARG:HG3	1:G:196:ARG:HH11	1.11	1.10
2:T:109:LEU:HD12	2:T:111:ILE:HD11	1.32	1.09
2:M:109:LEU:HD12	2:M:111:ILE:HD11	1.30	1.09
1:E:196:ARG:HH11	1:E:196:ARG:HG3	1.09	1.09
1:F:196:ARG:HG3	1:F:196:ARG:HH11	1.09	1.09
1:C:196:ARG:HH11	1:C:196:ARG:HG3	1.10	1.08
2:N:109:LEU:HD12	2:N:111:ILE:HD11	1.36	1.08
2:O:109:LEU:HD12	2:O:111:ILE:HD11	1.35	1.08
2:K:109:LEU:HD12	2:K:111:ILE:HD11	1.35	1.06
2:L:109:LEU:HD12	2:L:111:ILE:HD11	1.37	1.06
1:A:196:ARG:HH11	1:A:196:ARG:HG3	1.13	1.04
1:A:176:ASN:HD22	1:A:179:ARG:H	1.09	0.98
1:F:176:ASN:HD22	1:F:179:ARG:H	1.09	0.98
2:P:109:LEU:HD12	2:P:111:ILE:HD11	1.43	0.98
1:E:176:ASN:HD22	1:E:179:ARG:H	1.13	0.96
1:I:188:ALA:HB1	1:J:149:LYS:HG2	1.44	0.96
1:G:252:THR:HG21	3:G:1043:HOH:O	1.65	0.95
1:H:176:ASN:HD22	1:H:179:ARG:H	1.13	0.94

*Continued on next page...*

*Continued from previous page...*

Atom-1	Atom-2	Interatomic distance (Å)	Clash overlap (Å)
1:G:176:ASN:HD22	1:G:179:ARG:H	1.09	0.94
1:I:176:ASN:HD22	1:I:179:ARG:H	1.13	0.94
1:E:252:THR:HG21	3:E:1043:HOH:O	1.66	0.94
1:F:252:THR:HG21	3:F:1004:HOH:O	1.69	0.93
1:C:176:ASN:HD22	1:C:179:ARG:H	1.11	0.92
1:D:176:ASN:HD22	1:D:179:ARG:H	1.08	0.92
1:J:176:ASN:HD22	1:J:179:ARG:H	1.10	0.92
1:I:252:THR:HG21	3:I:1043:HOH:O	1.70	0.91
1:D:252:THR:HG21	3:D:1010:HOH:O	1.70	0.90
1:I:16:GLU:OE1	1:I:16:GLU:HA	1.73	0.89
1:B:176:ASN:HD22	1:B:179:ARG:H	1.14	0.89
1:J:252:THR:HG21	3:J:1006:HOH:O	1.73	0.88
1:E:196:ARG:HG3	1:E:196:ARG:NH1	1.89	0.86
1:F:196:ARG:HG3	1:F:196:ARG:NH1	1.89	0.86
1:C:252:THR:HG21	3:C:1043:HOH:O	1.77	0.84
1:F:16:GLU:OE1	1:F:16:GLU:HA	1.77	0.83
1:A:147:THR:HG21	1:A:149:LYS:HE3	1.61	0.82
1:C:196:ARG:CG	1:C:196:ARG:HH11	1.93	0.82
1:C:147:THR:HG21	1:C:149:LYS:HE3	1.62	0.82
1:B:252:THR:HG21	3:B:1009:HOH:O	1.80	0.81
1:H:252:THR:HG21	3:H:1009:HOH:O	1.80	0.81
1:I:196:ARG:NH1	1:I:196:ARG:HG3	1.92	0.81
1:G:196:ARG:HG3	1:G:196:ARG:NH1	1.90	0.81
1:A:252:THR:HG21	3:A:1043:HOH:O	1.80	0.81
1:B:16:GLU:HA	1:B:16:GLU:OE1	1.79	0.81
1:E:16:GLU:HA	1:E:16:GLU:OE1	1.78	0.81
1:A:16:GLU:HA	1:A:16:GLU:OE1	1.81	0.81
1:J:16:GLU:OE1	1:J:16:GLU:HA	1.81	0.81
1:I:188:ALA:CB	1:J:149:LYS:HG2	2.10	0.80
1:H:157:ARG:O	1:H:161:ILE:HD12	1.81	0.80
1:D:157:ARG:O	1:D:161:ILE:HD12	1.80	0.80
1:A:157:ARG:O	1:A:161:ILE:HD12	1.81	0.80
1:D:188:ALA:HB1	1:E:149:LYS:HG2	1.64	0.79
1:G:147:THR:HG21	1:G:149:LYS:HE3	1.62	0.79
1:H:216:LEU:HD11	1:H:263:LEU:HD11	1.64	0.79
1:H:188:ALA:HB1	1:I:149:LYS:HG2	1.64	0.79
1:E:147:THR:HG21	1:E:149:LYS:HE3	1.66	0.78
1:D:16:GLU:OE1	1:D:16:GLU:HA	1.81	0.78
1:G:16:GLU:OE1	1:G:16:GLU:HA	1.84	0.78
1:J:157:ARG:O	1:J:161:ILE:HD12	1.83	0.77
1:I:157:ARG:O	1:I:161:ILE:HD12	1.85	0.77

*Continued on next page...*

*Continued from previous page...*

Atom-1	Atom-2	Interatomic distance (Å)	Clash overlap (Å)
1:B:188:ALA:HB1	1:C:149:LYS:HG2	1.67	0.77
1:E:157:ARG:O	1:E:161:ILE:HD12	1.85	0.77
1:A:196:ARG:NH1	1:A:196:ARG:HG3	1.93	0.76
1:C:16:GLU:OE1	1:C:16:GLU:HA	1.83	0.76
1:F:157:ARG:O	1:F:161:ILE:HD12	1.86	0.76
1:C:157:ARG:O	1:C:161:ILE:HD12	1.86	0.75
1:I:147:THR:HG21	1:I:149:LYS:HE3	1.68	0.74
1:D:196:ARG:NH1	1:D:196:ARG:HG3	1.93	0.74
1:E:196:ARG:HH11	1:E:196:ARG:CG	1.95	0.74
1:G:157:ARG:O	1:G:161:ILE:HD12	1.87	0.74
1:H:16:GLU:OE1	1:H:16:GLU:HA	1.87	0.74
1:J:196:ARG:CG	1:J:196:ARG:HH11	1.97	0.74
1:I:196:ARG:HH11	1:I:196:ARG:CG	1.97	0.74
1:J:147:THR:HG21	1:J:149:LYS:HE3	1.68	0.74
1:H:196:ARG:HH11	1:H:196:ARG:CG	1.96	0.74
1:J:196:ARG:HG3	1:J:196:ARG:NH1	1.92	0.74
1:H:147:THR:HG21	1:H:149:LYS:HE3	1.70	0.73
1:B:147:THR:HG22	1:B:148:PRO:HD2	1.70	0.73
1:A:216:LEU:HD11	1:A:263:LEU:HD11	1.69	0.73
1:A:91:GLU:O	1:A:94:ASN:HB2	1.88	0.73
1:B:157:ARG:O	1:B:161:ILE:HD12	1.88	0.72
1:F:196:ARG:CG	1:F:196:ARG:HH11	1.94	0.72
1:F:188:ALA:HB1	1:G:149:LYS:HG2	1.72	0.72
1:I:216:LEU:HD11	1:I:263:LEU:HD11	1.72	0.72
1:G:216:LEU:HD11	1:G:263:LEU:HD11	1.71	0.71
1:H:196:ARG:HG3	1:H:196:ARG:NH1	1.91	0.71
1:B:196:ARG:HH11	1:B:196:ARG:CG	1.97	0.71
1:B:216:LEU:HD11	1:B:263:LEU:HD11	1.71	0.71
1:D:6:PHE:HB3	1:H:96:GLU:HG2	1.72	0.71
1:F:73:ARG:HH21	1:J:97:ARG:HD3	1.55	0.71
1:G:176:ASN:ND2	1:G:179:ARG:H	1.86	0.70
1:A:174:VAL:HB	1:A:216:LEU:HB3	1.73	0.70
1:G:91:GLU:O	1:G:94:ASN:HB2	1.91	0.70
1:D:216:LEU:HD11	1:D:263:LEU:HD11	1.72	0.70
1:J:216:LEU:HD11	1:J:263:LEU:HD11	1.72	0.70
1:F:147:THR:HG22	1:F:148:PRO:HD2	1.72	0.70
1:C:196:ARG:NH1	1:C:196:ARG:HG3	1.91	0.69
1:C:91:GLU:O	1:C:94:ASN:HB2	1.91	0.69
1:E:17:LYS:HA	1:E:17:LYS:HE3	1.74	0.69
1:G:188:ALA:HB1	1:H:149:LYS:HG2	1.74	0.69
1:E:147:THR:HG22	1:E:148:PRO:HD2	1.74	0.69

*Continued on next page...*



*Continued from previous page...*

Atom-1	Atom-2	Interatomic distance (Å)	Clash overlap (Å)
1:E:216:LEU:HD11	1:E:263:LEU:HD11	1.73	0.69
1:I:97:ARG:HD3	1:J:73:ARG:HH21	1.57	0.69
1:B:147:THR:HG21	1:B:149:LYS:HE3	1.74	0.69
1:F:174:VAL:HB	1:F:216:LEU:HB3	1.73	0.69
1:A:188:ALA:HB1	1:B:149:LYS:HG2	1.74	0.69
1:D:147:THR:HG21	1:D:149:LYS:HE3	1.74	0.69
1:H:174:VAL:HB	1:H:216:LEU:HB3	1.75	0.69
1:I:147:THR:HG22	1:I:148:PRO:HD2	1.75	0.68
1:H:91:GLU:O	1:H:94:ASN:HB2	1.92	0.68
1:D:174:VAL:HB	1:D:216:LEU:HB3	1.75	0.68
1:F:149:LYS:HG2	1:J:188:ALA:HB1	1.74	0.68
1:G:196:ARG:HH11	1:G:196:ARG:CG	1.97	0.68
1:B:229:LEU:HD12	1:B:232:ASP:HA	1.76	0.67
1:D:91:GLU:O	1:D:94:ASN:HB2	1.94	0.67
1:I:179:ARG:O	1:I:183:PHE:HD1	1.77	0.67
1:H:179:ARG:O	1:H:183:PHE:HD1	1.78	0.67
1:F:97:ARG:HD3	1:G:73:ARG:HH21	1.59	0.67
1:C:176:ASN:ND2	1:C:179:ARG:H	1.91	0.67
1:F:179:ARG:O	1:F:183:PHE:HD1	1.77	0.67
1:J:174:VAL:HB	1:J:216:LEU:HB3	1.75	0.67
1:J:91:GLU:O	1:J:94:ASN:HB2	1.95	0.67
1:D:196:ARG:CG	1:D:196:ARG:HH11	1.99	0.67
1:C:179:ARG:O	1:C:183:PHE:HD1	1.77	0.67
1:F:147:THR:HG21	1:F:149:LYS:HE3	1.75	0.67
1:F:55:LEU:HD12	1:F:76:LEU:HB2	1.77	0.67
1:B:196:ARG:HG3	1:B:196:ARG:NH1	1.92	0.67
1:C:174:VAL:HB	1:C:216:LEU:HB3	1.76	0.67
1:C:229:LEU:HD12	1:C:232:ASP:HA	1.77	0.67
1:D:176:ASN:ND2	1:D:179:ARG:H	1.88	0.67
1:H:129:SER:HB2	3:H:1013:HOH:O	1.94	0.66
1:G:85:PHE:CZ	1:G:107:LEU:HD13	2.30	0.66
1:D:179:ARG:O	1:D:183:PHE:HD1	1.78	0.66
1:E:64:GLU:HA	1:E:69:LYS:NZ	2.10	0.66
1:C:216:LEU:HD11	1:C:263:LEU:HD11	1.77	0.66
1:G:174:VAL:HB	1:G:216:LEU:HB3	1.77	0.66
1:H:78:LEU:HD12	1:H:252:THR:CG2	2.26	0.66
1:I:91:GLU:O	1:I:94:ASN:HB2	1.95	0.66
1:E:91:GLU:O	1:E:94:ASN:HB2	1.97	0.65
1:F:176:ASN:ND2	1:F:179:ARG:H	1.90	0.65
1:A:229:LEU:HD12	1:A:232:ASP:HA	1.76	0.65
1:F:216:LEU:HD11	1:F:263:LEU:HD11	1.77	0.65

*Continued on next page...*

*Continued from previous page...*

Atom-1	Atom-2	Interatomic distance (Å)	Clash overlap (Å)
1:F:188:ALA:CB	1:G:149:LYS:HG2	2.26	0.65
1:F:189:GLY:HA3	1:G:187:GLU:OE2	1.96	0.65
1:F:60:VAL:O	1:F:61:LEU:HD12	1.96	0.65
1:J:176:ASN:ND2	1:J:179:ARG:H	1.89	0.65
1:B:174:VAL:HB	1:B:216:LEU:HB3	1.79	0.65
1:I:176:ASN:ND2	1:I:179:ARG:H	1.91	0.65
1:G:64:GLU:HA	1:G:69:LYS:NZ	2.12	0.65
1:J:147:THR:HG22	1:J:148:PRO:HD2	1.79	0.65
1:B:91:GLU:O	1:B:94:ASN:HB2	1.97	0.65
1:F:17:LYS:HA	1:F:17:LYS:HE3	1.79	0.65
1:F:91:GLU:O	1:F:94:ASN:HB2	1.96	0.65
1:B:179:ARG:HH11	1:B:179:ARG:HG2	1.61	0.65
1:B:60:VAL:O	1:B:61:LEU:HD12	1.97	0.64
1:B:85:PHE:CZ	1:B:107:LEU:HD13	2.33	0.64
1:J:179:ARG:O	1:J:183:PHE:HD1	1.80	0.64
1:A:196:ARG:HH11	1:A:196:ARG:CG	2.00	0.64
1:C:78:LEU:HD12	1:C:252:THR:CG2	2.28	0.64
1:E:174:VAL:HB	1:E:216:LEU:HB3	1.77	0.64
1:H:60:VAL:O	1:H:61:LEU:HD12	1.98	0.64
1:A:179:ARG:O	1:A:183:PHE:HD1	1.80	0.64
1:D:147:THR:HG22	1:D:148:PRO:HD2	1.79	0.64
1:D:179:ARG:HG2	1:D:179:ARG:HH11	1.63	0.64
1:E:229:LEU:HD12	1:E:232:ASP:HA	1.80	0.64
1:G:229:LEU:HD12	1:G:232:ASP:HA	1.80	0.64
1:G:97:ARG:HD3	1:H:73:ARG:HH21	1.63	0.63
1:A:176:ASN:ND2	1:A:179:ARG:H	1.89	0.63
1:F:78:LEU:HD12	1:F:252:THR:CG2	2.28	0.63
1:I:174:VAL:HB	1:I:216:LEU:HB3	1.80	0.63
1:J:229:LEU:HD12	1:J:232:ASP:HA	1.80	0.63
1:B:78:LEU:HD12	1:B:252:THR:CG2	2.29	0.63
1:B:64:GLU:HA	1:B:69:LYS:NZ	2.13	0.63
1:E:179:ARG:O	1:E:183:PHE:HD1	1.82	0.62
1:C:97:ARG:HD3	1:D:73:ARG:HH21	1.65	0.62
1:I:64:GLU:HA	1:I:69:LYS:NZ	2.15	0.62
1:B:179:ARG:O	1:B:183:PHE:HD1	1.82	0.62
1:D:82:ARG:NH2	1:H:90:TRP:CZ3	2.68	0.62
1:C:64:GLU:HA	1:C:69:LYS:NZ	2.14	0.62
1:D:229:LEU:HD12	1:D:232:ASP:HA	1.82	0.62
1:F:229:LEU:HD12	1:F:232:ASP:HA	1.82	0.62
1:G:129:SER:HB2	3:G:1053:HOH:O	1.99	0.62
1:H:147:THR:HG22	1:H:148:PRO:HD2	1.82	0.62

*Continued on next page...*

*Continued from previous page...*

Atom-1	Atom-2	Interatomic distance (Å)	Clash overlap (Å)
1:C:96:GLU:HG2	1:I:6:PHE:HB3	1.81	0.62
1:G:179:ARG:O	1:G:183:PHE:HD1	1.83	0.62
1:H:179:ARG:HH11	1:H:179:ARG:HG2	1.65	0.62
1:A:78:LEU:HD12	1:A:252:THR:CG2	2.30	0.61
1:D:85:PHE:CZ	1:D:107:LEU:HD13	2.35	0.61
1:G:78:LEU:HD12	1:G:252:THR:CG2	2.30	0.61
1:D:6:PHE:O	1:D:8:LYS:HG2	2.00	0.61
1:D:17:LYS:HE3	1:D:17:LYS:HA	1.82	0.61
1:I:229:LEU:HD12	1:I:232:ASP:HA	1.81	0.61
1:A:149:LYS:HG2	1:E:188:ALA:HB1	1.81	0.61
1:C:147:THR:HG22	1:C:148:PRO:HD2	1.83	0.60
1:J:179:ARG:HG2	1:J:179:ARG:HH11	1.66	0.60
1:H:229:LEU:HD12	1:H:232:ASP:HA	1.83	0.60
1:E:176:ASN:ND2	1:E:179:ARG:H	1.91	0.60
1:J:78:LEU:HD12	1:J:252:THR:CG2	2.31	0.60
1:D:189:GLY:HA3	1:E:187:GLU:OE2	2.02	0.60
1:H:6:PHE:O	1:H:8:LYS:HG2	2.01	0.60
1:B:17:LYS:HE3	1:B:17:LYS:HA	1.83	0.60
1:J:64:GLU:HA	1:J:69:LYS:NZ	2.16	0.60
1:A:179:ARG:HH11	1:A:179:ARG:HG2	1.65	0.60
1:G:12:ALA:HB2	1:G:237:TYR:CD1	2.36	0.60
1:C:76:LEU:HD22	1:C:254:THR:OG1	2.02	0.60
1:H:173:LEU:HD13	1:H:175:ILE:HB	1.83	0.60
1:I:189:GLY:HA3	1:J:187:GLU:OE2	2.02	0.60
1:D:64:GLU:HA	1:D:69:LYS:NZ	2.16	0.59
1:C:110:THR:O	1:C:114:VAL:HG23	2.02	0.59
1:E:6:PHE:O	1:E:8:LYS:HG2	2.01	0.59
1:A:147:THR:HG22	1:A:148:PRO:HD2	1.84	0.59
1:A:6:PHE:O	1:A:8:LYS:HG2	2.03	0.59
1:F:73:ARG:NH2	1:J:97:ARG:HD3	2.18	0.59
1:H:85:PHE:CZ	1:H:107:LEU:HD13	2.37	0.59
1:I:60:VAL:O	1:I:61:LEU:HD12	2.02	0.59
1:F:6:PHE:O	1:F:8:LYS:HG2	2.03	0.59
1:I:6:PHE:O	1:I:8:LYS:HG2	2.02	0.59
1:B:176:ASN:ND2	1:B:179:ARG:H	1.93	0.58
1:G:60:VAL:O	1:G:61:LEU:HD12	2.03	0.58
1:E:90:TRP:CD1	1:E:90:TRP:O	2.56	0.58
1:D:60:VAL:O	1:D:61:LEU:HD12	2.02	0.58
1:G:205:LYS:HE2	1:G:220:GLU:OE1	2.04	0.58
1:J:60:VAL:O	1:J:61:LEU:HD12	2.04	0.58
1:I:12:ALA:HB2	1:I:237:TYR:CD1	2.38	0.58

*Continued on next page...*

*Continued from previous page...*

Atom-1	Atom-2	Interatomic distance (Å)	Clash overlap (Å)
1:I:17:LYS:HE3	1:I:17:LYS:HA	1.86	0.58
1:A:53:HIS:CG	1:A:228:ILE:HD13	2.39	0.58
1:F:179:ARG:HG2	1:F:179:ARG:HH11	1.69	0.58
1:E:76:LEU:HD22	1:E:254:THR:OG1	2.04	0.58
1:J:17:LYS:HE3	1:J:17:LYS:HA	1.85	0.58
1:A:231:GLN:H	1:A:252:THR:HB	1.69	0.57
1:C:179:ARG:HH11	1:C:179:ARG:HG2	1.68	0.57
1:B:196:ARG:NH1	1:B:196:ARG:CG	2.64	0.57
1:G:17:LYS:HA	1:G:17:LYS:HE3	1.85	0.57
1:A:64:GLU:HA	1:A:69:LYS:NZ	2.18	0.57
1:G:147:THR:HG22	1:G:148:PRO:HD2	1.86	0.57
1:G:231:GLN:H	1:G:252:THR:HB	1.69	0.57
1:G:76:LEU:HD22	1:G:254:THR:OG1	2.04	0.57
1:B:188:ALA:CB	1:C:149:LYS:HG2	2.35	0.57
1:D:76:LEU:HD22	1:D:254:THR:OG1	2.04	0.57
1:H:97:ARG:HD3	1:I:73:ARG:HH21	1.70	0.57
1:I:78:LEU:HD12	1:I:252:THR:CG2	2.34	0.57
1:C:6:PHE:O	1:C:8:LYS:HG2	2.04	0.57
1:I:205:LYS:HE2	1:I:220:GLU:OE1	2.04	0.57
1:C:17:LYS:HA	1:C:17:LYS:HE3	1.87	0.57
1:F:189:GLY:O	1:G:190:HIS:HB2	2.05	0.57
1:I:85:PHE:CZ	1:I:107:LEU:HD13	2.40	0.57
2:P:111:ILE:N	2:P:111:ILE:HD12	2.20	0.57
1:D:205:LYS:HE2	1:D:220:GLU:OE1	2.05	0.57
1:A:97:ARG:HD3	1:B:73:ARG:HH21	1.70	0.57
1:D:129:SER:HB2	3:D:1014:HOH:O	2.05	0.57
1:E:205:LYS:HE2	1:E:220:GLU:OE1	2.04	0.57
1:A:129:SER:HB2	3:A:1053:HOH:O	2.05	0.56
1:B:173:LEU:HD13	1:B:175:ILE:HB	1.86	0.56
1:G:90:TRP:CD1	1:G:90:TRP:O	2.59	0.56
1:H:188:ALA:CB	1:I:149:LYS:HG2	2.33	0.56
1:F:64:GLU:HA	1:F:69:LYS:NZ	2.20	0.56
1:I:155:ILE:HG22	1:I:156:VAL:N	2.20	0.56
1:J:6:PHE:O	1:J:8:LYS:HG2	2.04	0.56
1:C:231:GLN:H	1:C:252:THR:HB	1.69	0.56
1:D:78:LEU:HD12	1:D:252:THR:CG2	2.36	0.56
1:H:176:ASN:ND2	1:H:179:ARG:H	1.94	0.56
1:A:152:LEU:O	1:A:156:VAL:HG13	2.05	0.56
1:E:64:GLU:HA	1:E:69:LYS:HZ2	1.69	0.56
1:G:196:ARG:NH1	1:G:196:ARG:CG	2.63	0.56
1:H:12:ALA:HB2	1:H:237:TYR:CD1	2.40	0.56

*Continued on next page...*

*Continued from previous page...*

Atom-1	Atom-2	Interatomic distance (Å)	Clash overlap (Å)
1:G:53:HIS:CG	1:G:228:ILE:HD13	2.40	0.56
1:H:231:GLN:H	1:H:252:THR:HB	1.70	0.56
1:D:53:HIS:CG	1:D:228:ILE:HD13	2.41	0.56
1:E:179:ARG:HG2	1:E:179:ARG:HH11	1.71	0.56
1:I:64:GLU:HA	1:I:69:LYS:HZ1	1.69	0.56
1:D:188:ALA:CB	1:E:149:LYS:HG2	2.34	0.56
1:E:231:GLN:H	1:E:252:THR:HB	1.70	0.56
1:G:64:GLU:HA	1:G:69:LYS:HZ1	1.70	0.55
1:A:85:PHE:CZ	1:A:107:LEU:HD13	2.41	0.55
1:J:76:LEU:HD22	1:J:254:THR:OG1	2.06	0.55
1:C:188:ALA:HB1	1:D:149:LYS:HG2	1.87	0.55
1:E:173:LEU:HD13	1:E:175:ILE:HB	1.88	0.55
1:A:196:ARG:CG	1:A:196:ARG:NH1	2.66	0.55
1:I:76:LEU:HD22	1:I:254:THR:OG1	2.06	0.55
1:G:152:LEU:HD12	1:G:200:CYS:SG	2.47	0.55
1:C:90:TRP:CD1	1:C:90:TRP:O	2.60	0.55
1:D:63:ASP:HB2	1:D:65:ASN:HB2	1.89	0.55
1:E:78:LEU:HD12	1:E:252:THR:CG2	2.36	0.55
1:F:155:ILE:HG22	1:F:156:VAL:N	2.22	0.55
1:H:17:LYS:HA	1:H:17:LYS:HE3	1.88	0.55
1:A:76:LEU:HD22	1:A:254:THR:OG1	2.06	0.55
1:I:173:LEU:HD13	1:I:175:ILE:HB	1.87	0.55
1:B:6:PHE:O	1:B:8:LYS:HG2	2.06	0.55
1:G:233:LEU:O	2:Q:109:LEU:CB	2.55	0.55
1:J:85:PHE:CZ	1:J:107:LEU:HD13	2.40	0.55
1:J:173:LEU:HD13	1:J:175:ILE:HB	1.89	0.54
1:I:90:TRP:CD1	1:I:90:TRP:O	2.60	0.54
1:C:233:LEU:O	2:M:109:LEU:CB	2.56	0.54
1:C:90:TRP:CZ3	1:I:82:ARG:NH2	2.75	0.54
1:D:158:ALA:HA	1:D:161:ILE:HD13	1.88	0.54
1:F:76:LEU:HD22	1:F:254:THR:OG1	2.07	0.54
1:J:129:SER:HB2	3:J:1009:HOH:O	2.06	0.54
1:J:205:LYS:HE2	1:J:220:GLU:OE1	2.08	0.54
1:F:110:THR:O	1:F:114:VAL:HG23	2.08	0.54
1:J:231:GLN:H	1:J:252:THR:HB	1.73	0.54
1:E:81:LEU:C	1:E:81:LEU:HD23	2.28	0.54
1:I:110:THR:O	1:I:114:VAL:HG23	2.07	0.54
1:J:196:ARG:NH1	1:J:196:ARG:CG	2.64	0.54
1:A:173:LEU:HD13	1:A:175:ILE:HB	1.90	0.54
1:B:231:GLN:H	1:B:252:THR:HB	1.72	0.54
1:G:173:LEU:HD13	1:G:175:ILE:HB	1.90	0.54

*Continued on next page...*

*Continued from previous page...*

Atom-1	Atom-2	Interatomic distance (Å)	Clash overlap (Å)
1:C:60:VAL:O	1:C:61:LEU:HD12	2.07	0.54
1:D:110:THR:O	1:D:114:VAL:HG23	2.08	0.54
1:H:126:CYS:HB2	1:H:129:SER:OG	2.08	0.54
1:D:97:ARG:HD3	1:E:73:ARG:HH21	1.73	0.54
1:F:173:LEU:HD13	1:F:175:ILE:HB	1.90	0.54
1:J:53:HIS:CG	1:J:228:ILE:HD13	2.43	0.54
1:A:55:LEU:HD12	1:A:76:LEU:HB2	1.88	0.54
1:E:12:ALA:HB2	1:E:237:TYR:CD1	2.42	0.54
1:F:90:TRP:CD1	1:F:90:TRP:O	2.61	0.53
1:A:205:LYS:HE2	1:A:220:GLU:OE1	2.08	0.53
1:D:173:LEU:HD13	1:D:175:ILE:HB	1.90	0.53
1:J:90:TRP:CD1	1:J:90:TRP:O	2.62	0.53
1:G:233:LEU:O	2:Q:109:LEU:HB3	2.08	0.53
1:B:112:ARG:O	1:B:116:GLU:HG3	2.09	0.53
1:B:205:LYS:HE2	1:B:220:GLU:OE1	2.07	0.53
1:B:76:LEU:HD22	1:B:254:THR:OG1	2.08	0.53
1:D:126:CYS:HB2	1:D:129:SER:OG	2.08	0.53
1:F:85:PHE:CZ	1:F:107:LEU:HD13	2.44	0.53
1:F:181:ILE:HG12	1:G:156:VAL:HG21	1.90	0.53
1:I:229:LEU:CD1	1:I:232:ASP:HA	2.39	0.53
1:F:53:HIS:CG	1:F:228:ILE:HD13	2.43	0.53
1:G:229:LEU:CD1	1:G:232:ASP:HA	2.39	0.53
1:I:129:SER:HB2	3:I:1053:HOH:O	2.08	0.53
1:A:229:LEU:CD1	1:A:232:ASP:HA	2.39	0.53
1:F:129:SER:HB2	3:F:1008:HOH:O	2.09	0.53
1:G:6:PHE:O	1:G:8:LYS:HG2	2.07	0.53
1:H:55:LEU:HD12	1:H:76:LEU:HB2	1.91	0.53
1:I:53:HIS:CG	1:I:228:ILE:HD13	2.44	0.53
1:C:112:ARG:O	1:C:116:GLU:HG3	2.09	0.53
1:G:55:LEU:HD12	1:G:76:LEU:HB2	1.91	0.53
1:H:53:HIS:CG	1:H:228:ILE:HD13	2.44	0.53
1:B:97:ARG:HD3	1:C:73:ARG:HH21	1.74	0.53
1:I:215:ALA:HB3	1:I:266:LEU:HD12	1.90	0.53
1:C:239:ASP:CG	1:C:240:ARG:H	2.13	0.52
1:E:233:LEU:O	2:O:109:LEU:CB	2.57	0.52
1:F:149:LYS:HG2	1:J:188:ALA:CB	2.38	0.52
1:I:179:ARG:HG2	1:I:179:ARG:HH11	1.73	0.52
1:H:233:LEU:O	2:R:109:LEU:CB	2.58	0.52
2:S:111:ILE:C	2:S:112:ARG:HG2	2.29	0.52
1:A:233:LEU:O	2:K:109:LEU:CB	2.57	0.52
1:C:229:LEU:CD1	1:C:232:ASP:HA	2.38	0.52

*Continued on next page...*

*Continued from previous page...*

Atom-1	Atom-2	Interatomic distance (Å)	Clash overlap (Å)
1:E:129:SER:HB2	3:E:1053:HOH:O	2.09	0.52
1:D:258:VAL:O	1:D:260:PRO:HD3	2.10	0.52
1:J:64:GLU:HA	1:J:69:LYS:HZ2	1.73	0.52
1:E:60:VAL:O	1:E:61:LEU:HD12	2.10	0.52
1:A:250:THR:HG22	1:A:251:GLU:N	2.24	0.52
1:B:53:HIS:CG	1:B:228:ILE:HD13	2.43	0.52
1:B:64:GLU:HA	1:B:69:LYS:HZ1	1.75	0.52
1:F:205:LYS:HE2	1:F:220:GLU:OE1	2.10	0.52
1:F:229:LEU:CD1	1:F:232:ASP:HA	2.40	0.52
1:H:64:GLU:HA	1:H:69:LYS:NZ	2.24	0.52
1:E:196:ARG:NH1	1:E:196:ARG:CG	2.61	0.52
1:H:229:LEU:CD1	1:H:232:ASP:HA	2.40	0.52
1:H:81:LEU:HD23	1:H:81:LEU:C	2.31	0.52
1:D:233:LEU:O	2:N:109:LEU:CB	2.57	0.52
2:O:111:ILE:C	2:O:112:ARG:HG2	2.30	0.51
1:A:17:LYS:HA	1:A:17:LYS:HE3	1.92	0.51
1:B:81:LEU:C	1:B:81:LEU:HD23	2.30	0.51
1:H:81:LEU:HD23	1:H:81:LEU:O	2.09	0.51
1:J:126:CYS:HB2	1:J:129:SER:OG	2.10	0.51
1:A:90:TRP:O	1:A:90:TRP:CD1	2.63	0.51
1:B:90:TRP:CD1	1:B:90:TRP:O	2.63	0.51
1:B:189:GLY:HA3	1:C:187:GLU:OE2	2.10	0.51
1:I:231:GLN:H	1:I:252:THR:HB	1.75	0.51
1:J:158:ALA:HA	1:J:161:ILE:HD13	1.92	0.51
1:E:233:LEU:O	2:O:109:LEU:HB2	2.10	0.51
1:A:73:ARG:HH21	1:E:97:ARG:HD3	1.75	0.51
1:E:110:THR:O	1:E:114:VAL:HG23	2.11	0.51
1:E:265:LEU:O	1:E:266:LEU:HD23	2.11	0.51
1:F:126:CYS:HB2	1:F:129:SER:OG	2.10	0.51
1:J:110:THR:O	1:J:114:VAL:HG23	2.10	0.51
1:A:81:LEU:C	1:A:81:LEU:HD23	2.31	0.51
1:E:214:ASP:OD2	1:E:267:LYS:HG2	2.10	0.51
1:I:230:GLY:HA3	1:I:252:THR:HG22	1.93	0.51
1:C:152:LEU:HD12	1:C:200:CYS:SG	2.51	0.51
1:E:229:LEU:CD1	1:E:232:ASP:HA	2.41	0.51
1:F:258:VAL:O	1:F:260:PRO:HD3	2.10	0.51
1:H:110:THR:O	1:H:114:VAL:HG23	2.11	0.51
1:H:214:ASP:OD2	1:H:267:LYS:HG2	2.10	0.51
1:J:233:LEU:O	2:T:109:LEU:CB	2.58	0.51
1:C:129:SER:HB2	3:C:1053:HOH:O	2.11	0.51
1:E:140:ARG:HH22	1:E:161:ILE:CG2	2.24	0.51

*Continued on next page...*

*Continued from previous page...*

Atom-1	Atom-2	Interatomic distance (Å)	Clash overlap (Å)
1:E:53:HIS:CG	1:E:228:ILE:HD13	2.46	0.51
1:H:205:LYS:HE2	1:H:220:GLU:OE1	2.11	0.51
1:I:233:LEU:O	2:S:109:LEU:CB	2.59	0.51
1:C:173:LEU:HD13	1:C:175:ILE:HB	1.92	0.51
1:C:214:ASP:OD2	1:C:267:LYS:HG2	2.11	0.51
1:E:55:LEU:HD12	1:E:76:LEU:HB2	1.92	0.51
1:H:155:ILE:HG22	1:H:156:VAL:N	2.25	0.50
1:I:176:ASN:HD21	1:I:178:ASP:HB2	1.76	0.50
1:C:12:ALA:HB2	1:C:237:TYR:CD1	2.45	0.50
1:C:167:ILE:HG21	1:C:262:ALA:HA	1.94	0.50
1:D:189:GLY:O	1:E:190:HIS:HB2	2.10	0.50
1:H:196:ARG:NH1	1:H:196:ARG:CG	2.64	0.50
1:B:110:THR:O	1:B:114:VAL:HG23	2.12	0.50
1:B:214:ASP:OD2	1:B:267:LYS:HG2	2.10	0.50
1:E:179:ARG:NE	1:E:267:LYS:HE3	2.26	0.50
1:I:81:LEU:C	1:I:81:LEU:HD23	2.32	0.50
1:J:12:ALA:HB2	1:J:237:TYR:CD1	2.46	0.50
1:F:140:ARG:HD3	1:F:263:LEU:O	2.11	0.50
1:G:81:LEU:O	1:G:250:THR:HG23	2.11	0.50
1:H:76:LEU:HD22	1:H:254:THR:OG1	2.11	0.50
1:B:31:LYS:NZ	3:B:1015:HOH:O	2.43	0.50
1:D:31:LYS:NZ	3:D:1016:HOH:O	2.42	0.50
1:G:188:ALA:CB	1:H:149:LYS:HG2	2.42	0.50
1:H:158:ALA:HA	1:H:161:ILE:HD13	1.93	0.50
1:J:229:LEU:CD1	1:J:232:ASP:HA	2.41	0.50
1:C:53:HIS:CG	1:C:228:ILE:HD13	2.47	0.50
1:F:112:ARG:O	1:F:116:GLU:HG3	2.12	0.50
1:C:158:ALA:HA	1:C:161:ILE:HD13	1.92	0.50
2:Q:111:ILE:C	2:Q:112:ARG:HG2	2.31	0.50
1:C:233:LEU:O	2:M:109:LEU:HB2	2.12	0.49
2:R:111:ILE:C	2:R:112:ARG:HG2	2.32	0.49
1:A:140:ARG:HH22	1:A:161:ILE:CG2	2.25	0.49
1:B:126:CYS:HB2	1:B:129:SER:OG	2.12	0.49
1:E:258:VAL:O	1:E:260:PRO:HD3	2.11	0.49
1:I:112:ARG:O	1:I:116:GLU:HG3	2.13	0.49
1:D:54:PRO:HB3	1:I:51:ALA:HB2	1.94	0.49
1:C:85:PHE:CZ	1:C:107:LEU:HD13	2.46	0.49
1:C:7:LEU:O	1:C:9:ARG:N	2.41	0.49
1:H:90:TRP:CD1	1:H:90:TRP:O	2.65	0.49
1:A:126:CYS:HB2	1:A:129:SER:OG	2.13	0.49
1:B:140:ARG:HD3	1:B:263:LEU:O	2.11	0.49

*Continued on next page...*



*Continued from previous page...*

Atom-1	Atom-2	Interatomic distance (Å)	Clash overlap (Å)
1:B:233:LEU:O	2:L:109:LEU:CB	2.60	0.49
1:E:7:LEU:O	1:E:9:ARG:N	2.44	0.49
1:B:229:LEU:CD1	1:B:232:ASP:HA	2.41	0.49
1:D:239:ASP:CG	1:D:240:ARG:H	2.16	0.49
1:H:233:LEU:HG	1:H:251:GLU:OE2	2.12	0.49
1:I:63:ASP:HB2	1:I:65:ASN:HB2	1.94	0.49
1:F:233:LEU:O	2:P:109:LEU:CB	2.60	0.49
1:C:78:LEU:HD12	1:C:252:THR:HG22	1.95	0.49
1:D:167:ILE:HG21	1:D:262:ALA:HA	1.94	0.49
1:D:231:GLN:H	1:D:252:THR:HB	1.77	0.49
1:F:78:LEU:HD12	1:F:252:THR:HG23	1.95	0.49
1:I:126:CYS:HB2	1:I:129:SER:OG	2.12	0.49
1:F:231:GLN:H	1:F:252:THR:HB	1.78	0.49
2:N:111:ILE:C	2:N:112:ARG:HG2	2.33	0.49
1:A:239:ASP:CG	1:A:240:ARG:H	2.16	0.49
1:B:167:ILE:HG21	1:B:262:ALA:HA	1.94	0.49
1:C:140:ARG:HH22	1:C:161:ILE:CG2	2.25	0.49
1:F:55:LEU:CD1	1:F:76:LEU:HB2	2.42	0.49
1:G:250:THR:HG22	1:G:251:GLU:H	1.78	0.49
1:H:176:ASN:HD21	1:H:178:ASP:HB2	1.78	0.49
1:A:167:ILE:HG21	1:A:262:ALA:HA	1.95	0.49
1:C:64:GLU:HA	1:C:69:LYS:HZ1	1.78	0.49
1:D:179:ARG:CG	1:D:179:ARG:HH11	2.26	0.49
1:E:7:LEU:O	1:E:9:ARG:HG3	2.13	0.49
1:F:158:ALA:HA	1:F:161:ILE:HD13	1.95	0.49
1:F:187:GLU:OE2	1:J:189:GLY:HA3	2.13	0.49
2:T:111:ILE:C	2:T:112:ARG:HG2	2.32	0.49
1:J:55:LEU:HD12	1:J:76:LEU:HB2	1.95	0.48
1:A:110:THR:O	1:A:114:VAL:HG23	2.13	0.48
1:B:179:ARG:HH11	1:B:179:ARG:CG	2.26	0.48
1:G:81:LEU:HD23	1:G:81:LEU:C	2.33	0.48
1:B:129:SER:HB2	3:B:1013:HOH:O	2.14	0.48
1:C:7:LEU:O	1:C:9:ARG:HG3	2.13	0.48
1:E:89:LEU:C	1:E:91:GLU:H	2.16	0.48
1:F:152:LEU:HD12	1:F:200:CYS:SG	2.54	0.48
1:A:7:LEU:O	1:A:9:ARG:N	2.45	0.48
1:F:196:ARG:NH1	1:F:196:ARG:CG	2.62	0.48
1:G:158:ALA:HA	1:G:161:ILE:HD13	1.95	0.48
1:I:97:ARG:HD3	1:J:73:ARG:NH2	2.27	0.48
1:C:63:ASP:HB2	1:C:65:ASN:HB2	1.96	0.48
1:F:265:LEU:O	1:F:266:LEU:HD23	2.13	0.48

*Continued on next page...*

*Continued from previous page...*

Atom-1	Atom-2	Interatomic distance (Å)	Clash overlap (Å)
1:E:167:ILE:HG21	1:E:262:ALA:HA	1.95	0.48
1:C:205:LYS:HE2	1:C:220:GLU:OE1	2.13	0.48
1:D:90:TRP:O	1:D:90:TRP:CD1	2.67	0.48
1:I:214:ASP:OD2	1:I:267:LYS:HG2	2.13	0.48
1:J:7:LEU:O	1:J:9:ARG:N	2.45	0.48
1:B:233:LEU:HG	1:B:251:GLU:OE2	2.13	0.48
1:G:63:ASP:HB2	1:G:65:ASN:HB2	1.96	0.48
1:H:63:ASP:HB2	1:H:65:ASN:HB2	1.95	0.48
1:I:135:LEU:HD23	1:I:265:LEU:HD21	1.95	0.48
1:D:233:LEU:O	2:N:109:LEU:HB2	2.14	0.48
2:S:111:ILE:N	2:S:111:ILE:HD12	2.28	0.48
1:J:81:LEU:HD23	1:J:81:LEU:C	2.33	0.48
1:A:233:LEU:O	2:K:109:LEU:HB2	2.12	0.48
1:C:233:LEU:O	2:M:109:LEU:HB3	2.14	0.48
1:F:145:GLY:HA3	1:F:150:ASP:HB3	1.96	0.48
1:G:28:GLU:O	1:G:31:LYS:HG2	2.13	0.48
1:H:78:LEU:HD12	1:H:252:THR:HG22	1.96	0.48
1:I:28:GLU:O	1:I:31:LYS:HG2	2.14	0.48
1:B:81:LEU:O	1:B:81:LEU:HD23	2.14	0.47
1:F:63:ASP:HB2	1:F:65:ASN:HB2	1.96	0.47
1:I:176:ASN:HD22	1:I:179:ARG:N	1.96	0.47
2:M:111:ILE:C	2:M:112:ARG:HG2	2.33	0.47
2:N:111:ILE:N	2:N:111:ILE:HD12	2.29	0.47
1:B:7:LEU:O	1:B:9:ARG:N	2.45	0.47
1:D:229:LEU:CD1	1:D:232:ASP:HA	2.44	0.47
1:F:176:ASN:HD22	1:F:179:ARG:N	1.92	0.47
1:F:250:THR:HG22	1:F:251:GLU:N	2.30	0.47
1:G:110:THR:O	1:G:114:VAL:HG23	2.14	0.47
1:G:233:LEU:HG	1:G:251:GLU:OE2	2.13	0.47
1:E:63:ASP:HB2	1:E:65:ASN:HB2	1.96	0.47
1:H:55:LEU:HD11	1:H:76:LEU:HD12	1.96	0.47
1:J:214:ASP:OD2	1:J:267:LYS:HG2	2.14	0.47
1:H:233:LEU:O	2:R:109:LEU:HB2	2.14	0.47
1:B:176:ASN:HD21	1:B:178:ASP:HB2	1.79	0.47
1:F:73:ARG:HH21	1:J:97:ARG:CD	2.27	0.47
1:G:112:ARG:O	1:G:116:GLU:HG3	2.14	0.47
1:H:99:LYS:HA	1:H:100:PRO:HD3	1.74	0.47
1:H:215:ALA:HB3	1:H:266:LEU:HD12	1.96	0.47
1:B:179:ARG:NE	1:B:267:LYS:HE3	2.30	0.47
1:C:93:ASP:OD1	1:I:8:LYS:NZ	2.45	0.47
1:F:64:GLU:HA	1:F:69:LYS:HZ2	1.79	0.47

*Continued on next page...*

*Continued from previous page...*

Atom-1	Atom-2	Interatomic distance (Å)	Clash overlap (Å)
1:H:135:LEU:HD23	1:H:265:LEU:HD21	1.97	0.47
1:A:60:VAL:O	1:A:61:LEU:HD12	2.14	0.47
1:E:215:ALA:HB3	1:E:266:LEU:HD12	1.97	0.47
1:F:189:GLY:H	1:G:196:ARG:HH12	1.62	0.47
1:F:233:LEU:O	2:P:109:LEU:HB3	2.14	0.47
1:A:112:ARG:O	1:A:116:GLU:HG3	2.15	0.47
1:E:158:ALA:HA	1:E:161:ILE:HD13	1.95	0.47
1:E:168:GLU:HA	1:E:171:TYR:OH	2.15	0.47
1:H:126:CYS:CB	1:H:129:SER:OG	2.63	0.47
1:C:64:GLU:HA	1:C:69:LYS:HZ2	1.79	0.47
1:G:126:CYS:HB2	1:G:129:SER:OG	2.15	0.47
1:G:173:LEU:HB2	1:G:201:LEU:HD11	1.96	0.47
2:P:111:ILE:C	2:P:112:ARG:HG2	2.35	0.47
1:B:12:ALA:HB2	1:B:237:TYR:CD1	2.50	0.47
1:C:173:LEU:HB2	1:C:201:LEU:HD11	1.96	0.47
1:H:179:ARG:NE	1:H:267:LYS:HE3	2.30	0.47
1:I:7:LEU:O	1:I:9:ARG:N	2.46	0.47
1:B:158:ALA:HA	1:B:161:ILE:HD13	1.96	0.47
1:C:126:CYS:HB2	1:C:129:SER:OG	2.14	0.47
1:H:140:ARG:HD3	1:H:263:LEU:O	2.15	0.47
1:J:25:ARG:HA	1:J:25:ARG:HD2	1.57	0.47
1:B:169:GLY:HA3	1:B:221:ARG:HB3	1.97	0.46
1:C:89:LEU:C	1:C:91:GLU:H	2.19	0.46
1:I:239:ASP:CG	1:I:240:ARG:H	2.19	0.46
1:C:81:LEU:HD23	1:C:81:LEU:C	2.36	0.46
1:E:89:LEU:O	1:E:91:GLU:N	2.48	0.46
1:I:67:VAL:HG13	1:I:68:VAL:HG22	1.98	0.46
1:B:233:LEU:O	2:L:109:LEU:HB2	2.15	0.46
1:A:158:ALA:HA	1:A:161:ILE:HD13	1.97	0.46
1:E:140:ARG:HD3	1:E:263:LEU:O	2.16	0.46
2:P:111:ILE:H	2:P:111:ILE:HD12	1.79	0.46
1:B:140:ARG:HH22	1:B:161:ILE:CG2	2.28	0.46
1:B:67:VAL:HG13	1:B:68:VAL:HG22	1.98	0.46
1:B:78:LEU:HD12	1:B:252:THR:HG22	1.97	0.46
1:I:126:CYS:CB	1:I:129:SER:OG	2.64	0.46
1:J:155:ILE:HG22	1:J:156:VAL:N	2.30	0.46
1:J:63:ASP:HB2	1:J:65:ASN:HB2	1.96	0.46
1:J:7:LEU:O	1:J:9:ARG:HG3	2.16	0.46
1:A:63:ASP:HB2	1:A:65:ASN:HB2	1.98	0.46
1:A:97:ARG:HD3	1:B:73:ARG:NH2	2.30	0.46
1:D:112:ARG:O	1:D:116:GLU:HG3	2.16	0.46

*Continued on next page...*

*Continued from previous page...*

Atom-1	Atom-2	Interatomic distance (Å)	Clash overlap (Å)
1:F:233:LEU:HG	1:F:251:GLU:OE2	2.15	0.46
1:G:7:LEU:O	1:G:9:ARG:HG3	2.16	0.46
1:E:173:LEU:HB2	1:E:201:LEU:HD11	1.98	0.46
1:G:179:ARG:HH11	1:G:179:ARG:HG2	1.81	0.46
1:J:233:LEU:O	2:T:109:LEU:HB3	2.15	0.46
2:R:111:ILE:HD12	2:R:111:ILE:N	2.30	0.46
1:J:233:LEU:O	2:T:109:LEU:HB2	2.14	0.46
1:A:25:ARG:HA	1:A:25:ARG:HD2	1.60	0.46
1:E:25:ARG:HD2	1:E:25:ARG:HA	1.58	0.46
1:G:36:GLY:HA3	1:G:122:ILE:HD13	1.97	0.46
1:H:167:ILE:HG21	1:H:262:ALA:HA	1.97	0.46
1:B:189:GLY:H	1:C:196:ARG:HH12	1.63	0.46
1:B:63:ASP:HB2	1:B:65:ASN:HB2	1.98	0.46
1:C:55:LEU:HD12	1:C:76:LEU:HB2	1.98	0.46
1:G:7:LEU:O	1:G:9:ARG:N	2.46	0.46
1:I:55:LEU:HD12	1:I:76:LEU:HB2	1.96	0.46
1:A:214:ASP:OD2	1:A:267:LYS:HG2	2.16	0.46
1:E:85:PHE:CZ	1:E:107:LEU:HD13	2.51	0.46
1:E:239:ASP:CG	1:E:240:ARG:H	2.19	0.46
1:F:76:LEU:HA	1:F:77:PRO:HD2	1.73	0.46
1:I:189:GLY:O	1:J:190:HIS:HB2	2.16	0.46
1:D:69:LYS:HG2	1:D:69:LYS:H	1.58	0.46
1:D:64:GLU:HA	1:D:69:LYS:HZ1	1.79	0.46
1:E:230:GLY:HA3	1:E:252:THR:HG22	1.98	0.46
1:H:7:LEU:O	1:H:9:ARG:N	2.47	0.46
1:I:87:LEU:HD23	1:I:87:LEU:HA	1.74	0.46
1:I:89:LEU:C	1:I:91:GLU:H	2.19	0.46
2:L:111:ILE:C	2:L:112:ARG:HG2	2.35	0.46
1:A:152:LEU:HD12	1:A:200:CYS:SG	2.56	0.45
1:E:171:TYR:O	1:E:204:GLY:HA3	2.17	0.45
1:E:64:GLU:HA	1:E:69:LYS:HZ1	1.80	0.45
1:F:209:THR:HA	1:F:210:PRO:HD3	1.82	0.45
1:G:140:ARG:HH22	1:G:161:ILE:CG2	2.29	0.45
1:G:250:THR:HG22	1:G:251:GLU:N	2.31	0.45
1:H:176:ASN:HD22	1:H:179:ARG:N	1.97	0.45
1:H:233:LEU:O	2:R:109:LEU:HB3	2.15	0.45
1:J:140:ARG:HD3	1:J:263:LEU:O	2.16	0.45
1:J:89:LEU:C	1:J:91:GLU:H	2.19	0.45
1:D:7:LEU:O	1:D:9:ARG:N	2.46	0.45
1:G:168:GLU:HA	1:G:171:TYR:OH	2.15	0.45
2:Q:109:LEU:HD12	2:Q:111:ILE:CD1	2.21	0.45

*Continued on next page...*

*Continued from previous page...*

Atom-1	Atom-2	Interatomic distance (Å)	Clash overlap (Å)
1:A:188:ALA:CB	1:B:149:LYS:HG2	2.45	0.45
1:C:158:ALA:HA	1:C:161:ILE:CD1	2.46	0.45
1:C:196:ARG:NH1	1:C:196:ARG:CG	2.61	0.45
1:C:69:LYS:HG2	1:C:69:LYS:H	1.59	0.45
1:D:173:LEU:HB2	1:D:201:LEU:HD11	1.98	0.45
1:D:214:ASP:OD2	1:D:267:LYS:HG2	2.16	0.45
1:F:149:LYS:HG3	1:F:149:LYS:H	1.55	0.45
1:F:7:LEU:O	1:F:9:ARG:N	2.47	0.45
1:J:167:ILE:HG21	1:J:262:ALA:HA	1.98	0.45
1:J:176:ASN:HD21	1:J:178:ASP:HB2	1.81	0.45
1:A:140:ARG:HD3	1:A:263:LEU:O	2.15	0.45
1:I:215:ALA:CB	1:I:266:LEU:HD12	2.47	0.45
1:J:112:ARG:O	1:J:116:GLU:HG3	2.16	0.45
1:D:12:ALA:HB2	1:D:237:TYR:CD1	2.51	0.45
1:F:89:LEU:C	1:F:91:GLU:H	2.19	0.45
1:G:149:LYS:HG3	1:G:149:LYS:H	1.57	0.45
1:G:258:VAL:O	1:G:260:PRO:HD3	2.17	0.45
1:I:233:LEU:O	2:S:109:LEU:HB3	2.16	0.45
1:J:126:CYS:CB	1:J:129:SER:OG	2.65	0.45
1:B:36:GLY:HA3	1:B:122:ILE:HD13	1.99	0.45
1:D:152:LEU:HD12	1:D:200:CYS:SG	2.57	0.45
1:E:231:GLN:OE1	1:E:231:GLN:HA	2.17	0.45
1:E:28:GLU:O	1:E:31:LYS:HG2	2.16	0.45
1:F:176:ASN:HD21	1:F:178:ASP:HB2	1.81	0.45
1:I:171:TYR:O	1:I:204:GLY:HA3	2.16	0.45
1:I:209:THR:HA	1:I:210:PRO:HD3	1.80	0.45
1:J:233:LEU:HG	1:J:251:GLU:OE2	2.17	0.45
1:A:64:GLU:HA	1:A:69:LYS:HZ1	1.82	0.45
1:B:170:PRO:HA	3:B:1008:HOH:O	2.17	0.45
1:C:155:ILE:HD11	1:C:197:VAL:HG13	1.99	0.45
1:C:179:ARG:NE	1:C:267:LYS:HE3	2.32	0.45
1:D:135:LEU:HD23	1:D:265:LEU:HD21	1.98	0.45
1:F:173:LEU:HB2	1:F:201:LEU:HD11	1.99	0.45
1:F:97:ARG:HD3	1:G:73:ARG:NH2	2.26	0.45
1:H:25:ARG:HD2	1:H:25:ARG:HA	1.58	0.45
1:I:34:LEU:HD23	1:I:34:LEU:HA	1.79	0.45
1:D:117:PHE:O	1:D:120:GLU:HB2	2.16	0.45
1:D:155:ILE:HG22	1:D:156:VAL:N	2.32	0.45
1:E:233:LEU:HG	1:E:251:GLU:OE2	2.16	0.45
1:F:12:ALA:HA	1:F:13:PRO:HD3	1.74	0.45
1:I:239:ASP:HB3	1:I:246:ARG:NH2	2.32	0.45

*Continued on next page...*

*Continued from previous page...*

Atom-1	Atom-2	Interatomic distance (Å)	Clash overlap (Å)
1:I:7:LEU:O	1:I:9:ARG:HG3	2.16	0.45
1:G:214:ASP:OD2	1:G:267:LYS:HG2	2.17	0.45
1:D:233:LEU:O	2:N:109:LEU:HB3	2.15	0.45
1:F:7:LEU:O	1:F:9:ARG:HG3	2.18	0.45
1:G:117:PHE:O	1:G:120:GLU:HB2	2.17	0.45
1:G:78:LEU:HD12	1:G:252:THR:HG22	1.98	0.45
1:H:171:TYR:O	1:H:204:GLY:HA3	2.17	0.45
1:I:258:VAL:O	1:I:260:PRO:HD3	2.17	0.45
1:J:152:LEU:HD12	1:J:200:CYS:SG	2.57	0.45
1:J:239:ASP:CG	1:J:240:ARG:H	2.19	0.45
1:A:155:ILE:HD11	1:A:197:VAL:HG13	1.99	0.44
1:A:7:LEU:O	1:A:9:ARG:HG3	2.17	0.44
1:C:169:GLY:HA3	1:C:221:ARG:HB3	2.00	0.44
1:D:176:ASN:HD21	1:D:178:ASP:HB2	1.82	0.44
1:D:36:GLY:HA3	1:D:122:ILE:CD1	2.47	0.44
1:I:135:LEU:HD11	1:I:212:ILE:HG22	1.98	0.44
1:J:140:ARG:HH22	1:J:161:ILE:CG2	2.30	0.44
1:A:12:ALA:HB2	1:A:237:TYR:CD1	2.52	0.44
1:D:179:ARG:NE	1:D:267:LYS:HE3	2.32	0.44
1:D:55:LEU:HD12	1:D:76:LEU:HB2	1.99	0.44
1:F:55:LEU:HD11	1:F:76:LEU:HD12	1.99	0.44
1:G:89:LEU:C	1:G:91:GLU:H	2.21	0.44
1:I:89:LEU:O	1:I:91:GLU:N	2.50	0.44
1:B:99:LYS:HA	1:B:100:PRO:HD3	1.82	0.44
1:B:117:PHE:O	1:B:120:GLU:HB2	2.18	0.44
1:B:55:LEU:HD12	1:B:76:LEU:HB2	1.99	0.44
1:B:64:GLU:HA	1:B:69:LYS:HZ2	1.81	0.44
1:C:25:ARG:HD2	1:C:25:ARG:HA	1.62	0.44
1:C:135:LEU:HD23	1:C:265:LEU:HD21	1.99	0.44
1:G:126:CYS:CB	1:G:129:SER:OG	2.65	0.44
1:G:230:GLY:HA3	1:G:252:THR:HG22	1.99	0.44
2:T:111:ILE:N	2:T:111:ILE:HD12	2.32	0.44
1:D:99:LYS:HE3	1:E:57:GLU:OE1	2.18	0.44
1:J:265:LEU:O	1:J:266:LEU:HD23	2.17	0.44
1:J:179:ARG:NE	1:J:267:LYS:HE3	2.32	0.44
1:A:64:GLU:HA	1:A:69:LYS:HZ2	1.82	0.44
1:A:76:LEU:HA	1:A:77:PRO:HD2	1.78	0.44
1:D:196:ARG:CG	1:D:196:ARG:NH1	2.66	0.44
1:G:140:ARG:HD3	1:G:263:LEU:O	2.17	0.44
1:J:179:ARG:CG	1:J:179:ARG:HH11	2.30	0.44
1:G:233:LEU:O	2:Q:109:LEU:HB2	2.17	0.44

*Continued on next page...*

*Continued from previous page...*

Atom-1	Atom-2	Interatomic distance (Å)	Clash overlap (Å)
1:I:233:LEU:O	2:S:109:LEU:HB2	2.17	0.44
1:A:180:TRP:HH2	1:A:194:GLU:HG3	1.83	0.44
1:D:78:LEU:HD12	1:D:252:THR:HG22	1.99	0.44
1:F:230:GLY:HA3	1:F:252:THR:HG22	2.00	0.44
1:I:233:LEU:HG	1:I:251:GLU:OE2	2.17	0.44
1:I:265:LEU:O	1:I:266:LEU:HD23	2.18	0.44
1:A:233:LEU:O	2:K:109:LEU:HB3	2.17	0.44
1:A:265:LEU:O	1:A:266:LEU:HD23	2.18	0.44
1:E:81:LEU:O	1:E:81:LEU:HD23	2.18	0.44
1:F:266:LEU:O	1:F:267:LYS:C	2.56	0.44
1:J:135:LEU:HD23	1:J:265:LEU:HD21	2.00	0.44
1:A:12:ALA:HA	1:A:13:PRO:HD3	1.74	0.44
1:B:152:LEU:HD12	1:B:200:CYS:SG	2.57	0.44
1:C:87:LEU:HA	1:C:87:LEU:HD23	1.74	0.44
1:E:126:CYS:HB2	1:E:129:SER:OG	2.17	0.44
1:G:78:LEU:HD12	1:G:252:THR:HG23	2.00	0.44
1:I:167:ILE:HG21	1:I:262:ALA:HA	2.00	0.44
1:J:173:LEU:HB2	1:J:201:LEU:HD11	2.00	0.44
1:A:179:ARG:CG	1:A:179:ARG:HH11	2.29	0.44
1:B:155:ILE:HG22	1:B:156:VAL:N	2.33	0.44
1:C:140:ARG:HD3	1:C:263:LEU:O	2.18	0.44
1:F:190:HIS:HB2	1:J:189:GLY:O	2.18	0.44
1:H:265:LEU:O	1:H:266:LEU:HD23	2.17	0.44
1:J:258:VAL:O	1:J:260:PRO:HD3	2.18	0.44
1:E:233:LEU:O	2:O:109:LEU:HB3	2.18	0.44
1:D:176:ASN:HB3	1:D:179:ARG:HB2	1.99	0.43
1:E:104:LEU:H	1:E:104:LEU:HD12	1.82	0.43
1:F:239:ASP:HB3	1:F:246:ARG:NH2	2.33	0.43
1:I:152:LEU:HD12	1:I:200:CYS:SG	2.58	0.43
1:B:135:LEU:HD23	1:B:265:LEU:HD21	2.00	0.43
1:B:260:PRO:O	1:B:263:LEU:HB3	2.18	0.43
1:G:158:ALA:HA	1:G:161:ILE:CD1	2.49	0.43
1:B:36:GLY:HA3	1:B:122:ILE:CD1	2.48	0.43
1:D:140:ARG:HD3	1:D:263:LEU:O	2.17	0.43
1:I:155:ILE:HD11	1:I:197:VAL:HG13	2.00	0.43
2:K:111:ILE:N	2:K:111:ILE:HD12	2.34	0.43
1:A:180:TRP:CH2	1:A:194:GLU:HG3	2.54	0.43
1:A:78:LEU:HD12	1:A:252:THR:HG22	1.98	0.43
1:B:155:ILE:HD11	1:B:197:VAL:HG13	2.01	0.43
1:B:8:LYS:HB3	1:B:11:PHE:CD1	2.54	0.43
1:F:168:GLU:HA	1:F:171:TYR:OH	2.19	0.43

*Continued on next page...*

*Continued from previous page...*

Atom-1	Atom-2	Interatomic distance (Å)	Clash overlap (Å)
1:F:53:HIS:ND1	1:F:228:ILE:HD13	2.33	0.43
1:F:25:ARG:HA	1:F:25:ARG:HD2	1.55	0.43
1:J:89:LEU:O	1:J:91:GLU:N	2.51	0.43
2:Q:111:ILE:N	2:Q:111:ILE:HD12	2.33	0.43
1:A:215:ALA:HB3	1:A:266:LEU:HD12	2.01	0.43
1:B:76:LEU:HA	1:B:77:PRO:HD2	1.76	0.43
1:E:135:LEU:HD23	1:E:265:LEU:HD21	1.99	0.43
1:H:180:TRP:HH2	1:H:194:GLU:HG3	1.84	0.43
1:I:169:GLY:HA3	1:I:221:ARG:HB3	2.00	0.43
1:D:12:ALA:HA	1:D:13:PRO:HD3	1.76	0.43
1:D:81:LEU:O	1:D:250:THR:HG23	2.19	0.43
1:G:135:LEU:HD23	1:G:265:LEU:HD21	2.00	0.43
1:A:155:ILE:HG22	1:A:156:VAL:N	2.33	0.43
1:D:89:LEU:O	1:D:91:GLU:N	2.51	0.43
1:F:89:LEU:O	1:F:91:GLU:N	2.51	0.43
1:G:87:LEU:HD23	1:G:87:LEU:HA	1.69	0.43
1:B:168:GLU:HA	1:B:171:TYR:OH	2.19	0.43
1:I:81:LEU:O	1:I:250:THR:HG23	2.18	0.43
1:D:64:GLU:HA	1:D:69:LYS:HZ2	1.81	0.43
1:E:119:ASP:OD2	1:E:211:ARG:NE	2.43	0.43
1:E:266:LEU:O	1:E:267:LYS:C	2.57	0.43
1:G:12:ALA:CB	1:G:237:TYR:CD1	3.01	0.43
1:H:34:LEU:HD22	1:H:118:GLU:OE2	2.19	0.43
1:J:87:LEU:HD23	1:J:87:LEU:HA	1.73	0.43
1:C:36:GLY:HA3	1:C:122:ILE:CD1	2.49	0.43
1:D:231:GLN:OE1	1:D:231:GLN:HA	2.19	0.43
1:E:152:LEU:O	1:E:156:VAL:HG13	2.19	0.43
1:H:155:ILE:HD11	1:H:197:VAL:HG13	2.00	0.43
1:I:76:LEU:HA	1:I:77:PRO:HD2	1.78	0.43
1:A:169:GLY:HA3	1:A:221:ARG:HB3	2.01	0.42
1:B:171:TYR:O	1:B:204:GLY:HA3	2.19	0.42
1:D:7:LEU:O	1:D:9:ARG:HG3	2.18	0.42
1:F:69:LYS:H	1:F:69:LYS:HG2	1.65	0.42
1:H:250:THR:HG22	1:H:251:GLU:N	2.34	0.42
1:H:89:LEU:C	1:H:91:GLU:H	2.23	0.42
1:I:158:ALA:HA	1:I:161:ILE:HD13	1.99	0.42
1:J:250:THR:HG22	1:J:251:GLU:N	2.33	0.42
1:A:117:PHE:O	1:A:120:GLU:HB2	2.19	0.42
1:A:147:THR:CG2	1:A:149:LYS:HE3	2.42	0.42
1:B:209:THR:HA	1:B:210:PRO:HD3	1.78	0.42
1:B:87:LEU:HA	1:B:87:LEU:HD23	1.75	0.42

*Continued on next page...*



*Continued from previous page...*

Atom-1	Atom-2	Interatomic distance (Å)	Clash overlap (Å)
1:C:250:THR:HG22	1:C:251:GLU:N	2.34	0.42
1:I:34:LEU:HD22	1:I:118:GLU:OE2	2.18	0.42
1:I:179:ARG:NE	1:I:267:LYS:HE3	2.34	0.42
1:C:76:LEU:HA	1:C:77:PRO:HD2	1.79	0.42
1:G:155:ILE:HD11	1:G:197:VAL:HG13	2.01	0.42
1:H:169:GLY:HA3	1:H:221:ARG:HB3	2.01	0.42
1:A:34:LEU:HD23	1:A:34:LEU:HA	1.80	0.42
1:C:147:THR:CG2	1:C:149:LYS:HE3	2.41	0.42
1:D:158:ALA:HA	1:D:161:ILE:CD1	2.49	0.42
1:E:87:LEU:HA	1:E:87:LEU:HD23	1.74	0.42
1:B:7:LEU:HB3	1:B:236:GLY:HA3	2.00	0.42
1:C:28:GLU:O	1:C:31:LYS:HG2	2.19	0.42
1:F:126:CYS:CB	1:F:129:SER:OG	2.68	0.42
1:F:179:ARG:NE	1:F:267:LYS:HE3	2.34	0.42
1:F:155:ILE:HD11	1:F:197:VAL:HG13	2.00	0.42
1:G:64:GLU:HA	1:G:69:LYS:HZ2	1.81	0.42
1:I:117:PHE:C	1:I:117:PHE:CD2	2.93	0.42
1:I:173:LEU:HB2	1:I:201:LEU:HD11	2.01	0.42
1:A:43:GLU:O	1:A:44:GLY:O	2.37	0.42
1:B:239:ASP:CG	1:B:240:ARG:H	2.20	0.42
1:B:89:LEU:C	1:B:91:GLU:H	2.22	0.42
1:E:152:LEU:HD12	1:E:200:CYS:SG	2.59	0.42
1:F:239:ASP:CG	1:F:240:ARG:H	2.23	0.42
1:F:97:ARG:CD	1:G:73:ARG:HH21	2.29	0.42
1:H:117:PHE:CD2	1:H:117:PHE:C	2.93	0.42
1:G:189:GLY:HA3	1:H:187:GLU:OE2	2.20	0.42
1:H:239:ASP:CG	1:H:240:ARG:H	2.23	0.42
1:I:152:LEU:O	1:I:156:VAL:HG13	2.20	0.42
1:A:36:GLY:HA3	1:A:122:ILE:CD1	2.49	0.42
1:B:250:THR:HG22	1:B:251:GLU:N	2.35	0.42
1:C:89:LEU:O	1:C:91:GLU:N	2.53	0.42
1:D:153:GLU:O	1:D:156:VAL:HG22	2.19	0.42
1:D:170:PRO:HA	3:D:1009:HOH:O	2.20	0.42
1:G:99:LYS:HA	1:G:100:PRO:HD3	1.79	0.42
1:I:124:ARG:NH2	1:I:211:ARG:O	2.51	0.42
1:J:117:PHE:O	1:J:120:GLU:HB2	2.20	0.42
1:J:142:ILE:HD12	1:J:142:ILE:HA	1.95	0.42
1:J:176:ASN:HD22	1:J:179:ARG:N	1.94	0.42
1:C:104:LEU:H	1:C:104:LEU:HD12	1.84	0.42
1:D:142:ILE:HA	1:D:142:ILE:HD12	1.93	0.42
1:D:112:ARG:NE	1:E:164:LYS:O	2.51	0.42

*Continued on next page...*

*Continued from previous page...*

Atom-1	Atom-2	Interatomic distance (Å)	Clash overlap (Å)
1:F:171:TYR:O	1:F:204:GLY:HA3	2.20	0.42
1:G:104:LEU:H	1:G:104:LEU:HD12	1.84	0.42
1:G:85:PHE:CE1	1:G:107:LEU:HB2	2.54	0.42
1:I:140:ARG:HD2	1:I:260:PRO:O	2.20	0.42
1:B:233:LEU:O	2:L:109:LEU:HB3	2.19	0.42
1:A:176:ASN:HB3	1:A:179:ARG:HB2	2.01	0.42
1:B:85:PHE:CE1	1:B:107:LEU:HB2	2.55	0.42
1:C:89:LEU:C	1:C:91:GLU:N	2.73	0.42
1:E:117:PHE:C	1:E:117:PHE:CD2	2.93	0.42
1:F:216:LEU:HD12	1:F:216:LEU:HA	1.77	0.42
1:I:31:LYS:NZ	3:I:1049:HOH:O	2.53	0.42
1:J:78:LEU:HD12	1:J:252:THR:HG22	2.01	0.42
1:B:126:CYS:CB	1:B:129:SER:OG	2.67	0.42
1:C:209:THR:HA	1:C:210:PRO:HD3	1.80	0.42
1:E:89:LEU:C	1:E:91:GLU:N	2.73	0.42
1:F:31:LYS:NZ	3:F:1010:HOH:O	2.53	0.42
1:A:168:GLU:HA	1:A:171:TYR:OH	2.20	0.41
1:D:198:GLU:HG2	1:D:204:GLY:O	2.20	0.41
1:E:112:ARG:O	1:E:116:GLU:HG3	2.20	0.41
1:E:6:PHE:O	1:E:8:LYS:CG	2.67	0.41
1:F:140:ARG:HH22	1:F:161:ILE:CG2	2.33	0.41
1:F:34:LEU:HA	1:F:34:LEU:HD23	1.87	0.41
1:F:81:LEU:HD23	1:F:81:LEU:C	2.40	0.41
1:G:184:LEU:HD22	1:G:184:LEU:HA	1.95	0.41
1:H:12:ALA:CB	1:H:237:TYR:CD1	3.03	0.41
1:H:87:LEU:HD23	1:H:87:LEU:HA	1.75	0.41
1:I:25:ARG:HA	1:I:25:ARG:HD2	1.56	0.41
1:J:169:GLY:HA3	1:J:221:ARG:HB3	2.01	0.41
1:J:168:GLU:HA	1:J:171:TYR:OH	2.20	0.41
1:J:155:ILE:HD11	1:J:197:VAL:HG13	2.01	0.41
1:C:117:PHE:O	1:C:120:GLU:HB2	2.20	0.41
1:E:126:CYS:CB	1:E:129:SER:OG	2.68	0.41
1:F:117:PHE:CD2	1:F:117:PHE:C	2.94	0.41
1:G:36:GLY:HA3	1:G:122:ILE:CD1	2.50	0.41
1:G:55:LEU:HD11	1:G:76:LEU:HD12	2.02	0.41
1:H:7:LEU:O	1:H:9:ARG:HG3	2.20	0.41
1:B:179:ARG:NH1	1:B:179:ARG:CG	2.83	0.41
1:C:239:ASP:CG	1:C:240:ARG:N	2.73	0.41
1:C:258:VAL:O	1:C:260:PRO:HD3	2.20	0.41
1:G:7:LEU:HG	1:G:7:LEU:H	1.75	0.41
1:I:161:ILE:HG22	1:I:161:ILE:O	2.19	0.41

*Continued on next page...*

*Continued from previous page...*

Atom-1	Atom-2	Interatomic distance (Å)	Clash overlap (Å)
1:A:171:TYR:O	1:A:204:GLY:HA3	2.20	0.41
1:C:145:GLY:HA3	1:C:150:ASP:HB3	2.02	0.41
1:G:239:ASP:HB3	1:G:246:ARG:NH2	2.35	0.41
1:H:117:PHE:O	1:H:120:GLU:HB2	2.19	0.41
1:J:171:TYR:O	1:J:204:GLY:HA3	2.20	0.41
1:A:126:CYS:CB	1:A:129:SER:OG	2.68	0.41
1:B:140:ARG:HD2	1:B:260:PRO:O	2.21	0.41
1:C:34:LEU:HD23	1:C:34:LEU:HA	1.90	0.41
1:D:117:PHE:C	1:D:117:PHE:CD2	2.93	0.41
1:D:155:ILE:CD1	1:D:197:VAL:HG13	2.50	0.41
1:D:7:LEU:HB3	1:D:236:GLY:HA3	2.02	0.41
1:D:97:ARG:CD	1:E:73:ARG:HH21	2.34	0.41
1:F:170:PRO:HA	3:F:1003:HOH:O	2.21	0.41
1:G:265:LEU:O	1:G:266:LEU:HD23	2.21	0.41
1:H:180:TRP:CH2	1:H:194:GLU:HG3	2.56	0.41
1:H:69:LYS:HG2	1:H:69:LYS:H	1.60	0.41
2:Q:111:ILE:H	2:Q:111:ILE:HD12	1.84	0.41
1:B:231:GLN:HA	1:B:231:GLN:OE1	2.21	0.41
1:C:69:LYS:HB3	1:C:69:LYS:HE3	1.94	0.41
1:D:266:LEU:O	1:D:267:LYS:C	2.59	0.41
1:H:152:LEU:HD12	1:H:200:CYS:SG	2.60	0.41
1:C:180:TRP:HH2	1:C:194:GLU:HG3	1.85	0.41
1:D:34:LEU:HD22	1:D:118:GLU:OE2	2.20	0.41
1:D:97:ARG:HD3	1:E:73:ARG:NH2	2.36	0.41
1:F:59:GLU:O	1:F:61:LEU:HD13	2.20	0.41
1:G:179:ARG:NE	1:G:267:LYS:HE3	2.35	0.41
1:G:169:GLY:HA3	1:G:221:ARG:HB3	2.02	0.41
1:A:250:THR:HG22	1:A:251:GLU:H	1.85	0.41
1:D:155:ILE:HD11	1:D:197:VAL:HG13	2.01	0.41
1:D:169:GLY:HA3	1:D:221:ARG:HB3	2.01	0.41
1:D:265:LEU:O	1:D:266:LEU:HD23	2.21	0.41
1:E:135:LEU:HD11	1:E:212:ILE:HG22	2.03	0.41
1:F:250:THR:HG22	1:F:251:GLU:H	1.85	0.41
1:H:209:THR:HA	1:H:210:PRO:HD3	1.84	0.41
1:D:72:LEU:HD11	1:I:129:SER:HB3	2.03	0.41
1:I:140:ARG:HD3	1:I:263:LEU:O	2.21	0.41
1:J:266:LEU:O	1:J:267:LYS:C	2.59	0.41
1:J:28:GLU:O	1:J:31:LYS:HG2	2.21	0.41
1:C:176:ASN:HD21	1:C:178:ASP:HB2	1.85	0.41
1:D:179:ARG:NH1	1:D:179:ARG:CG	2.83	0.41
1:D:81:LEU:C	1:D:81:LEU:HD23	2.41	0.41

*Continued on next page...*

*Continued from previous page...*

Atom-1	Atom-2	Interatomic distance (Å)	Clash overlap (Å)
1:D:89:LEU:C	1:D:91:GLU:H	2.23	0.41
1:E:209:THR:HA	1:E:210:PRO:HD3	1.80	0.41
1:E:169:GLY:HA3	1:E:221:ARG:HB3	2.01	0.41
1:G:176:ASN:HD21	1:G:178:ASP:HB2	1.85	0.41
1:H:34:LEU:HA	1:H:34:LEU:HD23	1.91	0.41
1:H:78:LEU:HD12	1:H:252:THR:HG23	2.01	0.41
1:I:152:LEU:HD22	1:I:152:LEU:N	2.35	0.41
1:I:89:LEU:C	1:I:91:GLU:N	2.75	0.41
1:J:215:ALA:HB3	1:J:266:LEU:HD12	2.03	0.41
1:J:89:LEU:C	1:J:91:GLU:N	2.74	0.41
1:B:173:LEU:HB2	1:B:201:LEU:HD11	2.02	0.41
1:B:216:LEU:HD12	1:B:216:LEU:HA	1.90	0.41
1:C:126:CYS:CB	1:C:129:SER:OG	2.68	0.41
1:D:140:ARG:HD2	1:D:260:PRO:O	2.21	0.41
1:E:7:LEU:HG	1:E:7:LEU:H	1.75	0.41
1:F:67:VAL:HG13	1:F:68:VAL:HG22	2.03	0.41
1:G:89:LEU:O	1:G:91:GLU:N	2.54	0.41
1:A:173:LEU:HB2	1:A:201:LEU:HD11	2.02	0.41
1:B:89:LEU:HD12	1:B:245:VAL:HG23	2.03	0.41
1:D:161:ILE:H	1:D:161:ILE:HD12	1.86	0.41
1:G:193:LEU:O	1:G:194:GLU:C	2.60	0.41
1:G:53:HIS:ND1	1:G:228:ILE:HD13	2.36	0.41
1:I:196:ARG:NH1	1:I:196:ARG:CG	2.65	0.41
1:I:218:VAL:HA	1:I:262:ALA:O	2.21	0.41
2:K:111:ILE:C	2:K:112:ARG:HG2	2.40	0.41
1:A:55:LEU:HD11	1:A:76:LEU:HD12	2.04	0.40
1:A:97:ARG:CD	1:B:73:ARG:HH21	2.35	0.40
1:H:140:ARG:HH22	1:H:161:ILE:CG2	2.34	0.40
1:J:36:GLY:HA3	1:J:122:ILE:CD1	2.51	0.40
1:A:175:ILE:HD12	1:A:180:TRP:HB2	2.04	0.40
1:C:171:TYR:O	1:C:204:GLY:HA3	2.21	0.40
1:D:126:CYS:CB	1:D:129:SER:OG	2.69	0.40
1:D:145:GLY:HA3	1:D:150:ASP:HB3	2.04	0.40
1:D:171:TYR:O	1:D:204:GLY:HA3	2.21	0.40
1:D:215:ALA:HB3	1:D:266:LEU:HD12	2.03	0.40
1:E:176:ASN:HD22	1:E:179:ARG:N	1.97	0.40
1:F:218:VAL:HA	1:F:262:ALA:O	2.22	0.40
1:H:189:GLY:HA3	1:I:187:GLU:OE2	2.21	0.40
1:D:51:ALA:HB2	1:I:54:PRO:HB3	2.02	0.40
1:J:149:LYS:H	1:J:149:LYS:HG3	1.54	0.40
1:A:179:ARG:NE	1:A:267:LYS:HE3	2.36	0.40

*Continued on next page...*

Continued from previous page...

Atom-1	Atom-2	Interatomic distance (Å)	Clash overlap (Å)
1:D:87:LEU:HD23	1:D:87:LEU:HA	1.76	0.40
1:E:176:ASN:HD21	1:E:178:ASP:HB2	1.86	0.40
1:F:169:GLY:HA3	1:F:221:ARG:HB3	2.02	0.40
1:G:216:LEU:HD12	1:G:216:LEU:HA	1.83	0.40
1:H:12:ALA:HA	1:H:13:PRO:HD3	1.73	0.40
1:H:140:ARG:HD2	1:H:260:PRO:O	2.21	0.40
1:H:28:GLU:O	1:H:31:LYS:HG2	2.21	0.40
1:J:117:PHE:CD2	1:J:117:PHE:C	2.95	0.40
1:J:184:LEU:HA	1:J:184:LEU:HD22	1.95	0.40
1:D:152:LEU:O	1:D:156:VAL:HG13	2.21	0.40
1:D:140:ARG:HH22	1:D:161:ILE:CG2	2.34	0.40
1:D:67:VAL:HG13	1:D:68:VAL:HG22	2.03	0.40
1:D:76:LEU:HA	1:D:77:PRO:HD2	1.79	0.40
1:F:214:ASP:OD2	1:F:267:LYS:HG2	2.20	0.40
1:F:89:LEU:C	1:F:91:GLU:N	2.74	0.40
1:G:117:PHE:CD2	1:G:117:PHE:C	2.95	0.40
1:G:171:TYR:O	1:G:204:GLY:HA3	2.22	0.40
1:H:145:GLY:HA3	1:H:150:ASP:OD2	2.21	0.40
1:H:230:GLY:HA3	1:H:252:THR:HG22	2.04	0.40
1:J:99:LYS:HA	1:J:100:PRO:HD3	1.79	0.40
1:B:7:LEU:O	1:B:9:ARG:HG3	2.22	0.40
1:D:181:ILE:HG12	1:E:156:VAL:HG21	2.04	0.40
1:F:140:ARG:HD2	1:F:260:PRO:O	2.22	0.40
1:F:156:VAL:HG21	1:J:181:ILE:HG12	2.04	0.40
2:S:111:ILE:O	2:S:112:ARG:CB	2.69	0.40

There are no symmetry-related clashes.

## 5.3 Torsion angles [i](#)

### 5.3.1 Protein backbone [i](#)

In the following table, the Percentiles column shows the percent Ramachandran outliers of the chain as a percentile score with respect to all X-ray entries followed by that with respect to entries of similar resolution.

The Analysed column shows the number of residues for which the backbone conformation was analysed, and the total number of residues.

Mol	Chain	Analysed	Favoured	Allowed	Outliers	Percentiles
1	A	262/265 (99%)	232 (88%)	26 (10%)	4 (2%)	10 39

Continued on next page...

Continued from previous page...

Mol	Chain	Analysed	Favoured	Allowed	Outliers	Percentiles	
1	B	262/265 (99%)	233 (89%)	24 (9%)	5 (2%)	8	33
1	C	262/265 (99%)	232 (88%)	27 (10%)	3 (1%)	14	46
1	D	262/265 (99%)	231 (88%)	26 (10%)	5 (2%)	8	33
1	E	262/265 (99%)	232 (88%)	24 (9%)	6 (2%)	6	28
1	F	262/265 (99%)	235 (90%)	22 (8%)	5 (2%)	8	33
1	G	262/265 (99%)	231 (88%)	26 (10%)	5 (2%)	8	33
1	H	262/265 (99%)	232 (88%)	26 (10%)	4 (2%)	10	39
1	I	262/265 (99%)	234 (89%)	23 (9%)	5 (2%)	8	33
1	J	262/265 (99%)	233 (89%)	24 (9%)	5 (2%)	8	33
2	K	6/8 (75%)	3 (50%)	2 (33%)	1 (17%)	0	0
2	L	6/8 (75%)	3 (50%)	2 (33%)	1 (17%)	0	0
2	M	6/8 (75%)	3 (50%)	2 (33%)	1 (17%)	0	0
2	N	6/8 (75%)	3 (50%)	2 (33%)	1 (17%)	0	0
2	O	6/8 (75%)	3 (50%)	2 (33%)	1 (17%)	0	0
2	P	6/8 (75%)	3 (50%)	1 (17%)	2 (33%)	0	0
2	Q	6/8 (75%)	3 (50%)	2 (33%)	1 (17%)	0	0
2	R	6/8 (75%)	3 (50%)	2 (33%)	1 (17%)	0	0
2	S	6/8 (75%)	3 (50%)	2 (33%)	1 (17%)	0	0
2	T	6/8 (75%)	3 (50%)	2 (33%)	1 (17%)	0	0
All	All	2680/2730 (98%)	2355 (88%)	267 (10%)	58 (2%)	6	29

All (58) Ramachandran outliers are listed below:

Mol	Chain	Res	Type
1	A	44	GLY
1	B	44	GLY
1	C	44	GLY
1	D	44	GLY
1	F	44	GLY
1	G	44	GLY
1	J	44	GLY
1	E	44	GLY
1	H	44	GLY
1	I	44	GLY
2	K	112	ARG

Continued on next page...

*Continued from previous page...*

<b>Mol</b>	<b>Chain</b>	<b>Res</b>	<b>Type</b>
2	L	112	ARG
2	M	112	ARG
2	N	112	ARG
2	O	112	ARG
2	P	112	ARG
2	Q	112	ARG
2	R	112	ARG
2	S	112	ARG
2	T	112	ARG
1	A	242	LYS
1	E	242	LYS
1	F	242	LYS
1	B	242	LYS
1	C	242	LYS
1	D	90	TRP
1	D	242	LYS
1	E	90	TRP
1	F	90	TRP
1	G	242	LYS
1	H	242	LYS
1	I	90	TRP
1	I	242	LYS
1	J	242	LYS
1	E	7	LEU
1	G	7	LEU
1	J	90	TRP
2	P	109	LEU
1	A	100	PRO
1	B	100	PRO
1	B	210	PRO
1	F	100	PRO
1	G	100	PRO
1	J	100	PRO
1	C	100	PRO
1	D	100	PRO
1	D	210	PRO
1	F	210	PRO
1	H	100	PRO
1	H	210	PRO
1	I	100	PRO
1	A	210	PRO
1	B	155	ILE

*Continued on next page...*

*Continued from previous page...*

Mol	Chain	Res	Type
1	E	100	PRO
1	G	210	PRO
1	J	210	PRO
1	E	210	PRO
1	I	155	ILE

### 5.3.2 Protein sidechains [i](#)

In the following table, the Percentiles column shows the percent sidechain outliers of the chain as a percentile score with respect to all X-ray entries followed by that with respect to entries of similar resolution.

The Analysed column shows the number of residues for which the sidechain conformation was analysed, and the total number of residues.

Mol	Chain	Analysed	Rotameric	Outliers	Percentiles	
1	A	233/234 (100%)	192 (82%)	41 (18%)	2	8
1	B	233/234 (100%)	192 (82%)	41 (18%)	2	8
1	C	233/234 (100%)	189 (81%)	44 (19%)	1	6
1	D	233/234 (100%)	192 (82%)	41 (18%)	2	8
1	E	233/234 (100%)	189 (81%)	44 (19%)	1	6
1	F	233/234 (100%)	187 (80%)	46 (20%)	1	6
1	G	233/234 (100%)	191 (82%)	42 (18%)	1	7
1	H	233/234 (100%)	189 (81%)	44 (19%)	1	6
1	I	233/234 (100%)	190 (82%)	43 (18%)	1	7
1	J	233/234 (100%)	190 (82%)	43 (18%)	1	7
2	K	5/5 (100%)	3 (60%)	2 (40%)	0	0
2	L	5/5 (100%)	2 (40%)	3 (60%)	0	0
2	M	5/5 (100%)	2 (40%)	3 (60%)	0	0
2	N	5/5 (100%)	3 (60%)	2 (40%)	0	0
2	O	5/5 (100%)	2 (40%)	3 (60%)	0	0
2	P	5/5 (100%)	2 (40%)	3 (60%)	0	0
2	Q	5/5 (100%)	2 (40%)	3 (60%)	0	0
2	R	5/5 (100%)	4 (80%)	1 (20%)	1	5
2	S	5/5 (100%)	2 (40%)	3 (60%)	0	0
2	T	5/5 (100%)	2 (40%)	3 (60%)	0	0

*Continued on next page...*



*Continued from previous page...*

Mol	Chain	Analysed	Rotameric	Outliers	Percentiles
All	All	2380/2390 (100%)	1925 (81%)	455 (19%)	<b>1</b> <b>6</b>

All (455) residues with a non-rotameric sidechain are listed below:

Mol	Chain	Res	Type
1	A	4	MET
1	A	5	GLU
1	A	7	LEU
1	A	10	SER
1	A	16	GLU
1	A	17	LYS
1	A	41	ASP
1	A	55	LEU
1	A	58	VAL
1	A	60	VAL
1	A	68	VAL
1	A	69	LYS
1	A	73	ARG
1	A	81	LEU
1	A	82	ARG
1	A	84	THR
1	A	89	LEU
1	A	96	GLU
1	A	104	LEU
1	A	106	SER
1	A	124	ARG
1	A	131	VAL
1	A	139	GLU
1	A	140	ARG
1	A	143	GLU
1	A	147	THR
1	A	153	GLU
1	A	159	LEU
1	A	172	THR
1	A	173	LEU
1	A	175	ILE
1	A	179	ARG
1	A	184	LEU
1	A	196	ARG
1	A	229	LEU
1	A	234	SER
1	A	240	ARG

*Continued on next page...*

*Continued from previous page...*

<b>Mol</b>	<b>Chain</b>	<b>Res</b>	<b>Type</b>
1	A	243	ASP
1	A	261	GLU
1	A	265	LEU
1	A	267	LYS
1	B	4	MET
1	B	5	GLU
1	B	7	LEU
1	B	10	SER
1	B	16	GLU
1	B	17	LYS
1	B	41	ASP
1	B	55	LEU
1	B	58	VAL
1	B	68	VAL
1	B	69	LYS
1	B	73	ARG
1	B	81	LEU
1	B	82	ARG
1	B	84	THR
1	B	89	LEU
1	B	96	GLU
1	B	104	LEU
1	B	106	SER
1	B	124	ARG
1	B	131	VAL
1	B	139	GLU
1	B	140	ARG
1	B	147	THR
1	B	153	GLU
1	B	159	LEU
1	B	172	THR
1	B	173	LEU
1	B	175	ILE
1	B	179	ARG
1	B	184	LEU
1	B	196	ARG
1	B	219	SER
1	B	229	LEU
1	B	234	SER
1	B	240	ARG
1	B	243	ASP
1	B	252	THR

*Continued on next page...*

*Continued from previous page...*

<b>Mol</b>	<b>Chain</b>	<b>Res</b>	<b>Type</b>
1	B	261	GLU
1	B	265	LEU
1	B	267	LYS
1	C	4	MET
1	C	5	GLU
1	C	7	LEU
1	C	10	SER
1	C	16	GLU
1	C	17	LYS
1	C	41	ASP
1	C	55	LEU
1	C	58	VAL
1	C	67	VAL
1	C	68	VAL
1	C	69	LYS
1	C	73	ARG
1	C	78	LEU
1	C	81	LEU
1	C	82	ARG
1	C	84	THR
1	C	89	LEU
1	C	96	GLU
1	C	104	LEU
1	C	106	SER
1	C	124	ARG
1	C	126	CYS
1	C	131	VAL
1	C	139	GLU
1	C	140	ARG
1	C	147	THR
1	C	153	GLU
1	C	159	LEU
1	C	172	THR
1	C	173	LEU
1	C	175	ILE
1	C	179	ARG
1	C	184	LEU
1	C	196	ARG
1	C	214	ASP
1	C	219	SER
1	C	229	LEU
1	C	234	SER

*Continued on next page...*

*Continued from previous page...*

<b>Mol</b>	<b>Chain</b>	<b>Res</b>	<b>Type</b>
1	C	240	ARG
1	C	243	ASP
1	C	261	GLU
1	C	265	LEU
1	C	267	LYS
1	D	4	MET
1	D	5	GLU
1	D	7	LEU
1	D	10	SER
1	D	16	GLU
1	D	17	LYS
1	D	41	ASP
1	D	55	LEU
1	D	58	VAL
1	D	60	VAL
1	D	68	VAL
1	D	69	LYS
1	D	73	ARG
1	D	81	LEU
1	D	82	ARG
1	D	84	THR
1	D	89	LEU
1	D	96	GLU
1	D	104	LEU
1	D	124	ARG
1	D	131	VAL
1	D	139	GLU
1	D	140	ARG
1	D	147	THR
1	D	153	GLU
1	D	159	LEU
1	D	172	THR
1	D	173	LEU
1	D	175	ILE
1	D	179	ARG
1	D	184	LEU
1	D	196	ARG
1	D	229	LEU
1	D	234	SER
1	D	237	TYR
1	D	240	ARG
1	D	243	ASP

*Continued on next page...*

*Continued from previous page...*

<b>Mol</b>	<b>Chain</b>	<b>Res</b>	<b>Type</b>
1	D	252	THR
1	D	261	GLU
1	D	265	LEU
1	D	267	LYS
1	E	4	MET
1	E	5	GLU
1	E	7	LEU
1	E	10	SER
1	E	16	GLU
1	E	17	LYS
1	E	41	ASP
1	E	55	LEU
1	E	58	VAL
1	E	60	VAL
1	E	68	VAL
1	E	69	LYS
1	E	73	ARG
1	E	81	LEU
1	E	82	ARG
1	E	84	THR
1	E	89	LEU
1	E	96	GLU
1	E	104	LEU
1	E	106	SER
1	E	124	ARG
1	E	126	CYS
1	E	131	VAL
1	E	139	GLU
1	E	140	ARG
1	E	147	THR
1	E	153	GLU
1	E	159	LEU
1	E	172	THR
1	E	173	LEU
1	E	175	ILE
1	E	179	ARG
1	E	184	LEU
1	E	196	ARG
1	E	219	SER
1	E	229	LEU
1	E	234	SER
1	E	237	TYR

*Continued on next page...*

*Continued from previous page...*

<b>Mol</b>	<b>Chain</b>	<b>Res</b>	<b>Type</b>
1	E	240	ARG
1	E	243	ASP
1	E	252	THR
1	E	261	GLU
1	E	265	LEU
1	E	267	LYS
1	F	4	MET
1	F	5	GLU
1	F	7	LEU
1	F	10	SER
1	F	16	GLU
1	F	17	LYS
1	F	41	ASP
1	F	55	LEU
1	F	58	VAL
1	F	60	VAL
1	F	68	VAL
1	F	69	LYS
1	F	73	ARG
1	F	78	LEU
1	F	81	LEU
1	F	82	ARG
1	F	84	THR
1	F	89	LEU
1	F	96	GLU
1	F	104	LEU
1	F	106	SER
1	F	124	ARG
1	F	126	CYS
1	F	131	VAL
1	F	139	GLU
1	F	140	ARG
1	F	143	GLU
1	F	147	THR
1	F	153	GLU
1	F	159	LEU
1	F	172	THR
1	F	173	LEU
1	F	175	ILE
1	F	179	ARG
1	F	184	LEU
1	F	196	ARG

*Continued on next page...*

*Continued from previous page...*

<b>Mol</b>	<b>Chain</b>	<b>Res</b>	<b>Type</b>
1	F	214	ASP
1	F	219	SER
1	F	229	LEU
1	F	234	SER
1	F	240	ARG
1	F	243	ASP
1	F	252	THR
1	F	261	GLU
1	F	265	LEU
1	F	267	LYS
1	G	4	MET
1	G	5	GLU
1	G	7	LEU
1	G	10	SER
1	G	16	GLU
1	G	17	LYS
1	G	41	ASP
1	G	55	LEU
1	G	58	VAL
1	G	60	VAL
1	G	68	VAL
1	G	69	LYS
1	G	73	ARG
1	G	78	LEU
1	G	81	LEU
1	G	82	ARG
1	G	84	THR
1	G	89	LEU
1	G	96	GLU
1	G	104	LEU
1	G	106	SER
1	G	124	ARG
1	G	126	CYS
1	G	131	VAL
1	G	139	GLU
1	G	140	ARG
1	G	147	THR
1	G	153	GLU
1	G	159	LEU
1	G	172	THR
1	G	173	LEU
1	G	175	ILE

*Continued on next page...*

*Continued from previous page...*

<b>Mol</b>	<b>Chain</b>	<b>Res</b>	<b>Type</b>
1	G	184	LEU
1	G	196	ARG
1	G	229	LEU
1	G	234	SER
1	G	237	TYR
1	G	240	ARG
1	G	243	ASP
1	G	261	GLU
1	G	265	LEU
1	G	267	LYS
1	H	4	MET
1	H	5	GLU
1	H	7	LEU
1	H	10	SER
1	H	16	GLU
1	H	17	LYS
1	H	41	ASP
1	H	55	LEU
1	H	58	VAL
1	H	60	VAL
1	H	68	VAL
1	H	69	LYS
1	H	73	ARG
1	H	78	LEU
1	H	81	LEU
1	H	82	ARG
1	H	84	THR
1	H	89	LEU
1	H	96	GLU
1	H	104	LEU
1	H	106	SER
1	H	124	ARG
1	H	126	CYS
1	H	131	VAL
1	H	139	GLU
1	H	140	ARG
1	H	147	THR
1	H	153	GLU
1	H	159	LEU
1	H	172	THR
1	H	173	LEU
1	H	175	ILE

*Continued on next page...*



*Continued from previous page...*

<b>Mol</b>	<b>Chain</b>	<b>Res</b>	<b>Type</b>
1	H	179	ARG
1	H	184	LEU
1	H	196	ARG
1	H	214	ASP
1	H	219	SER
1	H	229	LEU
1	H	234	SER
1	H	240	ARG
1	H	243	ASP
1	H	261	GLU
1	H	265	LEU
1	H	267	LYS
1	I	4	MET
1	I	5	GLU
1	I	7	LEU
1	I	10	SER
1	I	16	GLU
1	I	17	LYS
1	I	41	ASP
1	I	55	LEU
1	I	58	VAL
1	I	60	VAL
1	I	68	VAL
1	I	69	LYS
1	I	73	ARG
1	I	81	LEU
1	I	82	ARG
1	I	84	THR
1	I	89	LEU
1	I	96	GLU
1	I	104	LEU
1	I	106	SER
1	I	124	ARG
1	I	126	CYS
1	I	131	VAL
1	I	139	GLU
1	I	140	ARG
1	I	147	THR
1	I	153	GLU
1	I	159	LEU
1	I	172	THR
1	I	173	LEU

*Continued on next page...*

*Continued from previous page...*

<b>Mol</b>	<b>Chain</b>	<b>Res</b>	<b>Type</b>
1	I	175	ILE
1	I	184	LEU
1	I	196	ARG
1	I	214	ASP
1	I	219	SER
1	I	229	LEU
1	I	234	SER
1	I	240	ARG
1	I	243	ASP
1	I	252	THR
1	I	261	GLU
1	I	265	LEU
1	I	267	LYS
1	J	4	MET
1	J	5	GLU
1	J	7	LEU
1	J	10	SER
1	J	16	GLU
1	J	17	LYS
1	J	41	ASP
1	J	55	LEU
1	J	58	VAL
1	J	60	VAL
1	J	68	VAL
1	J	69	LYS
1	J	73	ARG
1	J	81	LEU
1	J	82	ARG
1	J	84	THR
1	J	89	LEU
1	J	96	GLU
1	J	104	LEU
1	J	106	SER
1	J	124	ARG
1	J	126	CYS
1	J	131	VAL
1	J	139	GLU
1	J	140	ARG
1	J	147	THR
1	J	153	GLU
1	J	159	LEU
1	J	172	THR

*Continued on next page...*

*Continued from previous page...*

<b>Mol</b>	<b>Chain</b>	<b>Res</b>	<b>Type</b>
1	J	173	LEU
1	J	175	ILE
1	J	179	ARG
1	J	184	LEU
1	J	196	ARG
1	J	219	SER
1	J	229	LEU
1	J	234	SER
1	J	237	TYR
1	J	240	ARG
1	J	243	ASP
1	J	261	GLU
1	J	265	LEU
1	J	267	LYS
2	K	109	LEU
2	K	111	ILE
2	L	109	LEU
2	L	111	ILE
2	L	112	ARG
2	M	109	LEU
2	M	111	ILE
2	M	112	ARG
2	N	109	LEU
2	N	111	ILE
2	O	109	LEU
2	O	111	ILE
2	O	112	ARG
2	P	109	LEU
2	P	111	ILE
2	P	112	ARG
2	Q	109	LEU
2	Q	111	ILE
2	Q	112	ARG
2	R	109	LEU
2	S	109	LEU
2	S	111	ILE
2	S	112	ARG
2	T	109	LEU
2	T	111	ILE
2	T	112	ARG

Some sidechains can be flipped to improve hydrogen bonding and reduce clashes. All (10) such sidechains are listed below:

Mol	Chain	Res	Type
1	A	176	ASN
1	B	176	ASN
1	C	176	ASN
1	D	176	ASN
1	E	176	ASN
1	F	176	ASN
1	G	176	ASN
1	H	176	ASN
1	I	176	ASN
1	J	176	ASN

### 5.3.3 RNA [i](#)

There are no RNA molecules in this entry.

### 5.4 Non-standard residues in protein, DNA, RNA chains [i](#)

There are no non-standard protein/DNA/RNA residues in this entry.

### 5.5 Carbohydrates [i](#)

There are no carbohydrates in this entry.

### 5.6 Ligand geometry [i](#)

There are no ligands in this entry.

### 5.7 Other polymers [i](#)

There are no such residues in this entry.

### 5.8 Polymer linkage issues [i](#)

There are no chain breaks in this entry.

## 6 Fit of model and data i

### 6.1 Protein, DNA and RNA chains i

In the following table, the column labelled ‘#RSRZ> 2’ contains the number (and percentage) of RSRZ outliers, followed by percent RSRZ outliers for the chain as percentile scores relative to all X-ray entries and entries of similar resolution. The OWAB column contains the minimum, median, 95<sup>th</sup> percentile and maximum values of the occupancy-weighted average B-factor per residue. The column labelled ‘Q< 0.9’ lists the number of (and percentage) of residues with an average occupancy less than 0.9.

Mol	Chain	Analysed	<RSRZ>	#RSRZ>2	OWAB(Å <sup>2</sup> )	Q<0.9
1	A	264/265 (99%)	-0.29	1 (0%) 92 84	99, 128, 173, 221	0
1	B	264/265 (99%)	-0.35	1 (0%) 92 84	94, 128, 173, 228	0
1	C	264/265 (99%)	-0.39	0 100 100	89, 123, 172, 232	0
1	D	264/265 (99%)	-0.31	4 (1%) 73 54	95, 126, 173, 232	0
1	E	264/265 (99%)	-0.35	0 100 100	97, 128, 175, 230	0
1	F	264/265 (99%)	-0.45	0 100 100	76, 108, 161, 226	0
1	G	264/265 (99%)	-0.39	0 100 100	89, 119, 166, 226	0
1	H	264/265 (99%)	-0.36	0 100 100	94, 123, 166, 209	0
1	I	264/265 (99%)	-0.44	0 100 100	86, 117, 166, 219	0
1	J	264/265 (99%)	-0.38	0 100 100	82, 115, 166, 222	0
2	K	8/8 (100%)	0.41	0 100 100	133, 150, 185, 199	0
2	L	8/8 (100%)	0.61	0 100 100	130, 150, 180, 193	0
2	M	8/8 (100%)	0.20	1 (12%) 3 1	125, 139, 185, 191	0
2	N	8/8 (100%)	0.37	1 (12%) 3 1	122, 146, 191, 200	0
2	O	8/8 (100%)	1.07	2 (25%) 0 0	132, 153, 185, 201	0
2	P	8/8 (100%)	0.40	2 (25%) 0 0	123, 135, 189, 211	0
2	Q	8/8 (100%)	0.25	0 100 100	129, 148, 177, 187	0
2	R	8/8 (100%)	0.25	0 100 100	129, 142, 172, 197	0
2	S	8/8 (100%)	0.28	0 100 100	116, 139, 177, 190	0
2	T	8/8 (100%)	0.54	1 (12%) 3 1	119, 141, 183, 193	0
All	All	2720/2730 (99%)	-0.35	13 (0%) 91 81	76, 123, 174, 232	0

All (13) RSRZ outliers are listed below:

Mol	Chain	Res	Type	RSRZ
2	O	107	GLY	3.3
2	P	106	GLY	3.1
2	O	106	GLY	2.9
1	D	189	GLY	2.9
2	T	106	GLY	2.8
2	M	106	GLY	2.6
2	N	106	GLY	2.6
1	D	187	GLU	2.5
1	D	188	ALA	2.5
1	B	187	GLU	2.3
1	D	65	ASN	2.1
1	A	187	GLU	2.1
2	P	107	GLY	2.1

## 6.2 Non-standard residues in protein, DNA, RNA chains [i](#)

There are no non-standard protein/DNA/RNA residues in this entry.

## 6.3 Carbohydrates [i](#)

There are no carbohydrates in this entry.

## 6.4 Ligands [i](#)

There are no ligands in this entry.

## 6.5 Other polymers [i](#)

There are no such residues in this entry.