



Full wwPDB EM Validation Report ⓘ

Nov 21, 2022 – 02:13 AM JST

PDB ID : 7CYP
EMDB ID : EMD-30503
Title : Complex of SARS-CoV-2 spike trimer with its neutralizing antibody HB27
Authors : Wang, X.; Zhu, L.
Deposited on : 2020-09-04
Resolution : 3.50 Å (reported)

This is a Full wwPDB EM Validation Report for a publicly released PDB entry.

We welcome your comments at validation@mail.wwpdb.org

A user guide is available at

<https://www.wwpdb.org/validation/2017/EMValidationReportHelp>

with specific help available everywhere you see the ⓘ symbol.

The types of validation reports are described at

<http://www.wwpdb.org/validation/2017/FAQs#types>.

The following versions of software and data (see [references ⓘ](#)) were used in the production of this report:

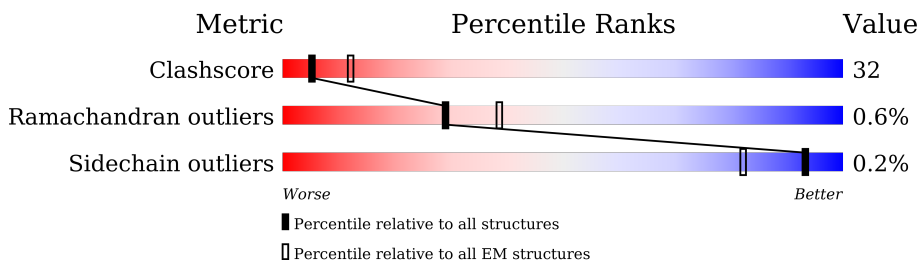
EMDB validation analysis : 0.0.1.dev43
Mogul : 1.8.5 (274361), CSD as541be (2020)
MolProbity : 4.02b-467
Percentile statistics : 20191225.v01 (using entries in the PDB archive December 25th 2019)
MapQ : 1.9.9
Ideal geometry (proteins) : Engh & Huber (2001)
Ideal geometry (DNA, RNA) : Parkinson et al. (1996)
Validation Pipeline (wwPDB-VP) : 2.31.3

1 Overall quality at a glance i

The following experimental techniques were used to determine the structure:
ELECTRON MICROSCOPY

The reported resolution of this entry is 3.50 Å.

Percentile scores (ranging between 0-100) for global validation metrics of the entry are shown in the following graphic. The table shows the number of entries on which the scores are based.



Metric	Whole archive (#Entries)	EM structures (#Entries)
Clashscore	158937	4297
Ramachandran outliers	154571	4023
Sidechain outliers	154315	3826

The table below summarises the geometric issues observed across the polymeric chains and their fit to the map. The red, orange, yellow and green segments of the bar indicate the fraction of residues that contain outliers for ≥ 3 , 2, 1 and 0 types of geometric quality criteria respectively. A grey segment represents the fraction of residues that are not modelled. The numeric value for each fraction is indicated below the corresponding segment, with a dot representing fractions $\leq 5\%$. The upper red bar (where present) indicates the fraction of residues that have poor fit to the EM map (all-atom inclusion $< 40\%$). The numeric value is given above the bar.

Mol	Chain	Length	Quality of chain
1	A	1208	<div style="display: flex; align-items: center;"> <div style="width: 8%; height: 10px; background-color: red; margin-right: 5px;"></div> <div style="width: 43%; height: 10px; background-color: green; margin-right: 5px;"></div> <div style="width: 40%; height: 10px; background-color: yellow; margin-right: 5px;"></div> <div style="width: 15%; height: 10px; background-color: grey; margin-right: 5px;"></div> </div> <p style="margin-left: 10px;">8% 43% 40% • 15%</p>
1	B	1208	<div style="display: flex; align-items: center;"> <div style="width: 14%; height: 10px; background-color: red; margin-right: 5px;"></div> <div style="width: 44%; height: 10px; background-color: green; margin-right: 5px;"></div> <div style="width: 40%; height: 10px; background-color: yellow; margin-right: 5px;"></div> <div style="width: 15%; height: 10px; background-color: grey; margin-right: 5px;"></div> </div> <p style="margin-left: 10px;">14% 44% 40% • 15%</p>
1	C	1208	<div style="display: flex; align-items: center;"> <div style="width: 6%; height: 10px; background-color: red; margin-right: 5px;"></div> <div style="width: 42%; height: 10px; background-color: green; margin-right: 5px;"></div> <div style="width: 41%; height: 10px; background-color: yellow; margin-right: 5px;"></div> <div style="width: 15%; height: 10px; background-color: grey; margin-right: 5px;"></div> </div> <p style="margin-left: 10px;">6% 42% 41% • 15%</p>
2	D	110	<div style="display: flex; align-items: center;"> <div style="width: 97%; height: 10px; background-color: red; margin-right: 5px;"></div> <div style="width: 41%; height: 10px; background-color: green; margin-right: 5px;"></div> <div style="width: 57%; height: 10px; background-color: yellow; margin-right: 5px;"></div> <div style="width: 15%; height: 10px; background-color: grey; margin-right: 5px;"></div> </div> <p style="margin-left: 10px;">97% 41% 57% •</p>
2	F	110	<div style="display: flex; align-items: center;"> <div style="width: 96%; height: 10px; background-color: red; margin-right: 5px;"></div> <div style="width: 45%; height: 10px; background-color: green; margin-right: 5px;"></div> <div style="width: 54%; height: 10px; background-color: yellow; margin-right: 5px;"></div> <div style="width: 15%; height: 10px; background-color: grey; margin-right: 5px;"></div> </div> <p style="margin-left: 10px;">96% 45% 54% •</p>
2	H	110	<div style="display: flex; align-items: center;"> <div style="width: 77%; height: 10px; background-color: red; margin-right: 5px;"></div> <div style="width: 40%; height: 10px; background-color: green; margin-right: 5px;"></div> <div style="width: 58%; height: 10px; background-color: yellow; margin-right: 5px;"></div> <div style="width: 15%; height: 10px; background-color: grey; margin-right: 5px;"></div> </div> <p style="margin-left: 10px;">77% 40% 58% •</p>
3	E	119	<div style="display: flex; align-items: center;"> <div style="width: 75%; height: 10px; background-color: red; margin-right: 5px;"></div> <div style="width: 29%; height: 10px; background-color: green; margin-right: 5px;"></div> <div style="width: 71%; height: 10px; background-color: yellow; margin-right: 5px;"></div> <div style="width: 15%; height: 10px; background-color: grey; margin-right: 5px;"></div> </div> <p style="margin-left: 10px;">75% 29% 71% •</p>
3	G	119	<div style="display: flex; align-items: center;"> <div style="width: 97%; height: 10px; background-color: red; margin-right: 5px;"></div> <div style="width: 28%; height: 10px; background-color: green; margin-right: 5px;"></div> <div style="width: 72%; height: 10px; background-color: yellow; margin-right: 5px;"></div> <div style="width: 15%; height: 10px; background-color: grey; margin-right: 5px;"></div> </div> <p style="margin-left: 10px;">97% 28% 72% •</p>

Continued on next page...

Continued from previous page...

Mol	Chain	Length	Quality of chain
3	I	119	
4	J	2	
4	K	2	
4	L	2	
4	M	2	
4	N	2	
4	O	2	
4	P	2	
4	Q	2	
4	R	2	
4	S	2	
4	T	2	
4	U	2	
4	V	2	
4	W	2	
4	X	2	

2 Entry composition

There are 5 unique types of molecules in this entry. The entry contains 29979 atoms, of which 0 are hydrogens and 0 are deuteriums.

In the tables below, the AltConf column contains the number of residues with at least one atom in alternate conformation and the Trace column contains the number of residues modelled with at most 2 atoms.

- Molecule 1 is a protein called SARS-CoV-2 Spike glycoprotein.

Mol	Chain	Residues	Atoms					AltConf	Trace
			Total	C	N	O	S		
1	A	1023	7988	5099	1330	1523	36	0	0
1	B	1023	7988	5099	1330	1523	36	0	0
1	C	1023	7987	5099	1330	1523	35	0	0

There are 24 discrepancies between the modelled and reference sequences:

Chain	Residue	Modelled	Actual	Comment	Reference
A	682	GLY	ARG	engineered mutation	UNP P0DTC2
A	683	SER	ARG	engineered mutation	UNP P0DTC2
A	685	SER	ARG	engineered mutation	UNP P0DTC2
A	835	MET	LYS	engineered mutation	UNP P0DTC2
A	844	MET	ILE	engineered mutation	UNP P0DTC2
A	846	TYR	ALA	engineered mutation	UNP P0DTC2
A	986	PRO	LYS	engineered mutation	UNP P0DTC2
A	987	PRO	VAL	engineered mutation	UNP P0DTC2
B	682	GLY	ARG	engineered mutation	UNP P0DTC2
B	683	SER	ARG	engineered mutation	UNP P0DTC2
B	685	SER	ARG	engineered mutation	UNP P0DTC2
B	835	MET	LYS	engineered mutation	UNP P0DTC2
B	844	MET	ILE	engineered mutation	UNP P0DTC2
B	846	TYR	ALA	engineered mutation	UNP P0DTC2
B	986	PRO	LYS	engineered mutation	UNP P0DTC2
B	987	PRO	VAL	engineered mutation	UNP P0DTC2
C	682	GLY	ARG	engineered mutation	UNP P0DTC2
C	683	SER	ARG	engineered mutation	UNP P0DTC2
C	685	SER	ARG	engineered mutation	UNP P0DTC2
C	835	MET	LYS	engineered mutation	UNP P0DTC2
C	844	MET	ILE	engineered mutation	UNP P0DTC2
C	846	TYR	ALA	engineered mutation	UNP P0DTC2
C	986	PRO	LYS	engineered mutation	UNP P0DTC2
C	987	PRO	VAL	engineered mutation	UNP P0DTC2

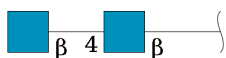
- Molecule 2 is a protein called Light chain of HB27.

Mol	Chain	Residues	Atoms					AltConf	Trace
2	D	110	Total	C	N	O	S	0	0
			827	518	141	165	3		
2	F	110	Total	C	N	O	S	0	0
			827	518	141	165	3		
2	H	110	Total	C	N	O	S	0	0
			827	518	141	165	3		

- Molecule 3 is a protein called Heavy chain of HB27.

Mol	Chain	Residues	Atoms					AltConf	Trace
3	E	119	Total	C	N	O	S	0	0
			903	568	157	174	4		
3	G	119	Total	C	N	O	S	0	0
			903	568	157	174	4		
3	I	119	Total	C	N	O	S	0	0
			903	568	157	174	4		

- Molecule 4 is an oligosaccharide called 2-acetamido-2-deoxy-beta-D-glucopyranose-(1-4)-2-acetamido-2-deoxy-beta-D-glucopyranose.



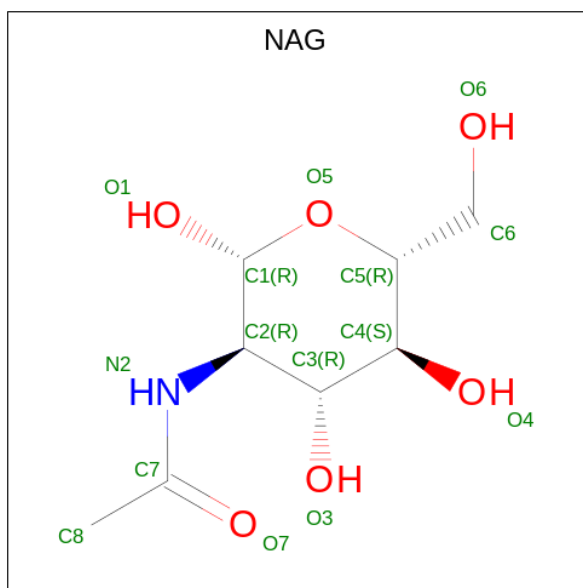
Mol	Chain	Residues	Atoms				AltConf	Trace
4	J	2	Total	C	N	O	0	0
			28	16	2	10		
4	K	2	Total	C	N	O	0	0
			28	16	2	10		
4	L	2	Total	C	N	O	0	0
			28	16	2	10		
4	M	2	Total	C	N	O	0	0
			28	16	2	10		
4	N	2	Total	C	N	O	0	0
			28	16	2	10		
4	O	2	Total	C	N	O	0	0
			28	16	2	10		
4	P	2	Total	C	N	O	0	0
			28	16	2	10		
4	Q	2	Total	C	N	O	0	0
			28	16	2	10		

Continued on next page...

Continued from previous page...

Mol	Chain	Residues	Atoms				AltConf	Trace
			Total	C	N	O		
4	R	2	Total 28	C 16	N 2	O 10	0	0
4	S	2	Total 28	C 16	N 2	O 10	0	0
4	T	2	Total 28	C 16	N 2	O 10	0	0
4	U	2	Total 28	C 16	N 2	O 10	0	0
4	V	2	Total 28	C 16	N 2	O 10	0	0
4	W	2	Total 28	C 16	N 2	O 10	0	0
4	X	2	Total 28	C 16	N 2	O 10	0	0

- Molecule 5 is 2-acetamido-2-deoxy-beta-D-glucopyranose (three-letter code: NAG) (formula: $C_8H_{15}NO_6$).



Mol	Chain	Residues	Atoms				AltConf
			Total	C	N	O	
5	A	1	Total 140	C 80	N 10	O 50	0
5	A	1	Total 140	C 80	N 10	O 50	0
5	A	1	Total 140	C 80	N 10	O 50	0
5	A	1	Total 140	C 80	N 10	O 50	0

Continued on next page...

Continued from previous page...

Mol	Chain	Residues	Atoms				AltConf
			Total	C	N	O	
5	A	1	Total 140	C 80	N 10	O 50	0
5	A	1	Total 140	C 80	N 10	O 50	0
5	A	1	Total 140	C 80	N 10	O 50	0
5	A	1	Total 140	C 80	N 10	O 50	0
5	A	1	Total 140	C 80	N 10	O 50	0
5	A	1	Total 140	C 80	N 10	O 50	0
5	B	1	Total 140	C 80	N 10	O 50	0
5	B	1	Total 140	C 80	N 10	O 50	0
5	B	1	Total 140	C 80	N 10	O 50	0
5	B	1	Total 140	C 80	N 10	O 50	0
5	B	1	Total 140	C 80	N 10	O 50	0
5	B	1	Total 140	C 80	N 10	O 50	0
5	B	1	Total 140	C 80	N 10	O 50	0
5	B	1	Total 140	C 80	N 10	O 50	0
5	B	1	Total 140	C 80	N 10	O 50	0
5	B	1	Total 140	C 80	N 10	O 50	0
5	C	1	Total 126	C 72	N 9	O 45	0
5	C	1	Total 126	C 72	N 9	O 45	0
5	C	1	Total 126	C 72	N 9	O 45	0
5	C	1	Total 126	C 72	N 9	O 45	0
5	C	1	Total 126	C 72	N 9	O 45	0

Continued on next page...

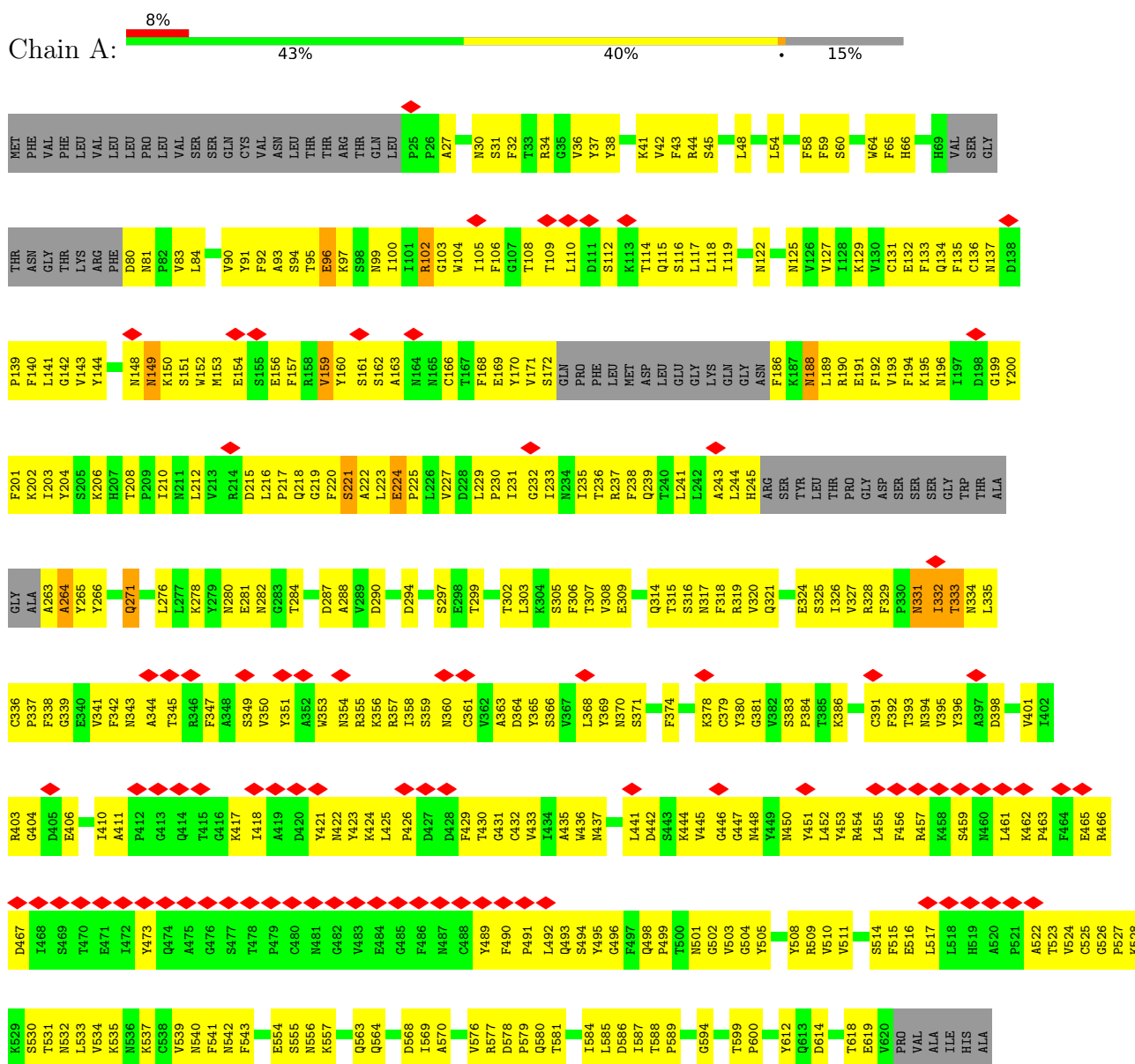
Continued from previous page...

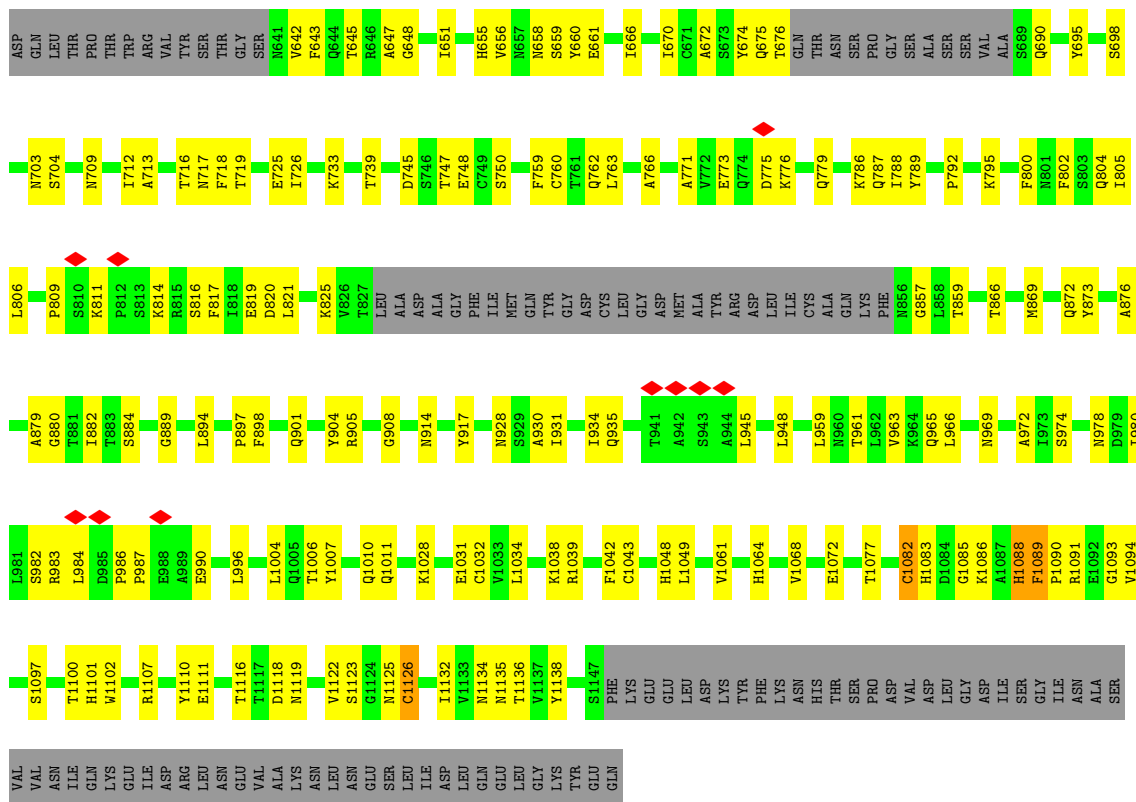
Mol	Chain	Residues	Atoms				AltConf
			Total	C	N	O	
5	C	1	Total 126	C 72	N 9	O 45	0
5	C	1	Total 126	C 72	N 9	O 45	0
5	C	1	Total 126	C 72	N 9	O 45	0
5	C	1	Total 126	C 72	N 9	O 45	0

3 Residue-property plots

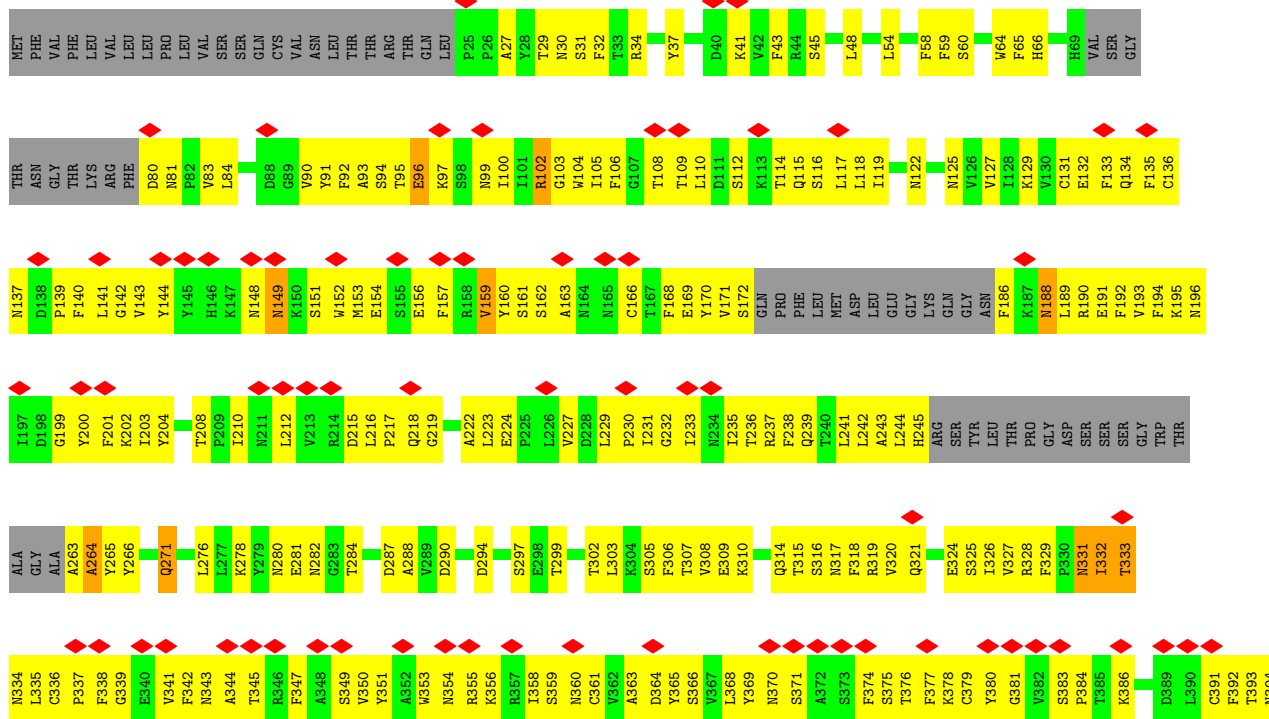
These plots are drawn for all protein, RNA, DNA and oligosaccharide chains in the entry. The first graphic for a chain summarises the proportions of the various outlier classes displayed in the second graphic. The second graphic shows the sequence view annotated by issues in geometry and atom inclusion in map density. Residues are color-coded according to the number of geometric quality criteria for which they contain at least one outlier: green = 0, yellow = 1, orange = 2 and red = 3 or more. A red diamond above a residue indicates a poor fit to the EM map for this residue (all-atom inclusion < 40%). Stretches of 2 or more consecutive residues without any outlier are shown as a green connector. Residues present in the sample, but not in the model, are shown in grey.

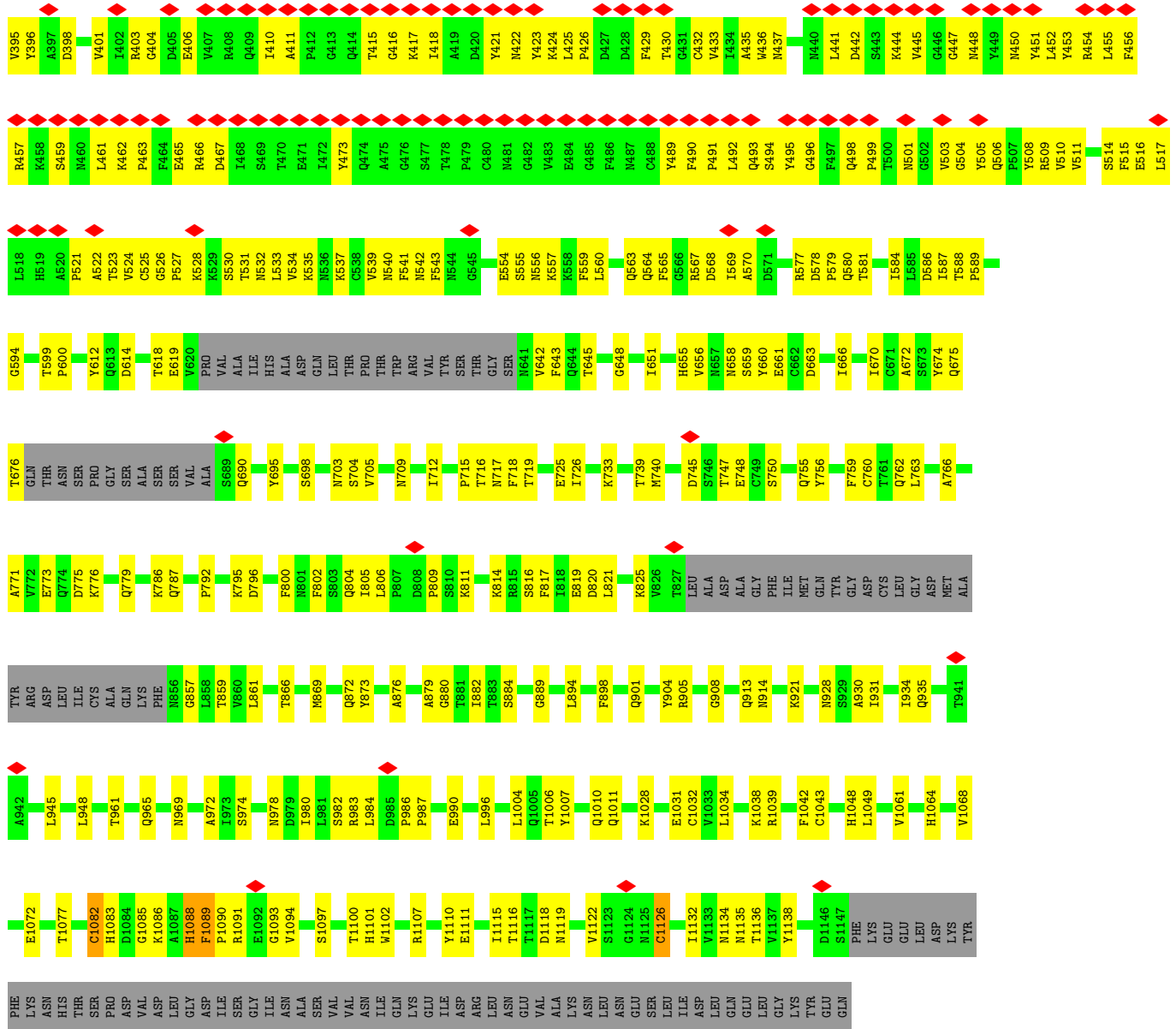
• Molecule 1: SARS-CoV-2 Spike glycoprotein



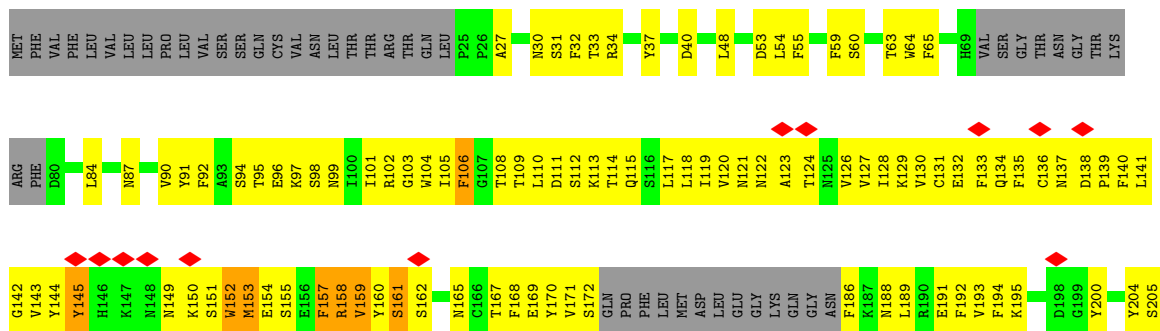


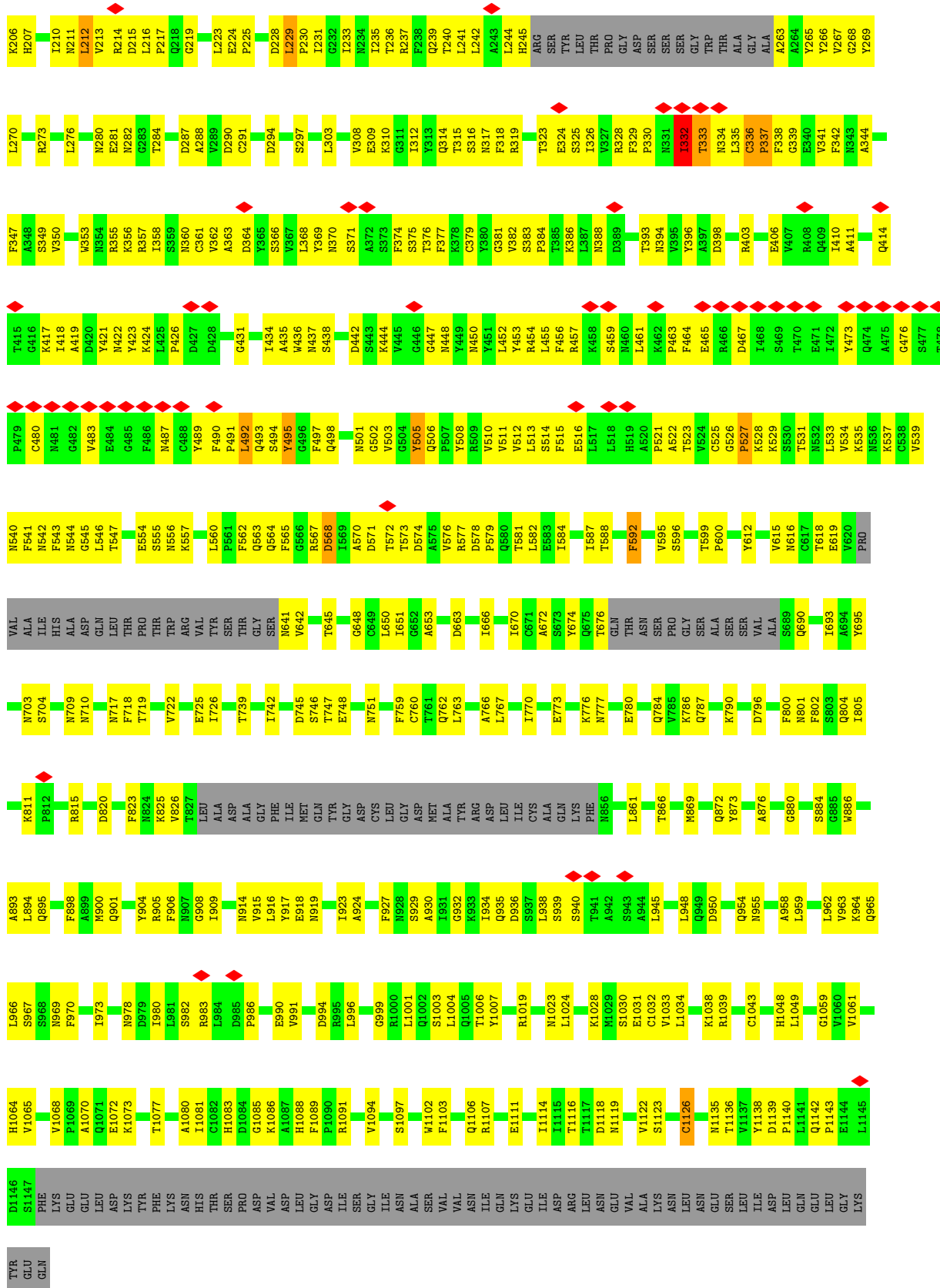
• Molecule 1: SARS-CoV-2 Spike glycoprotein



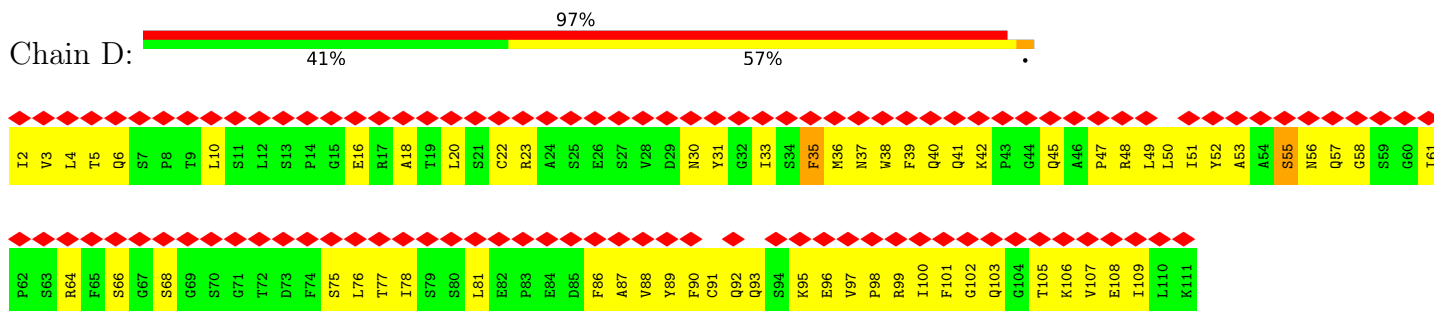


● Molecule 1: SARS-CoV-2 Spike glycoprotein

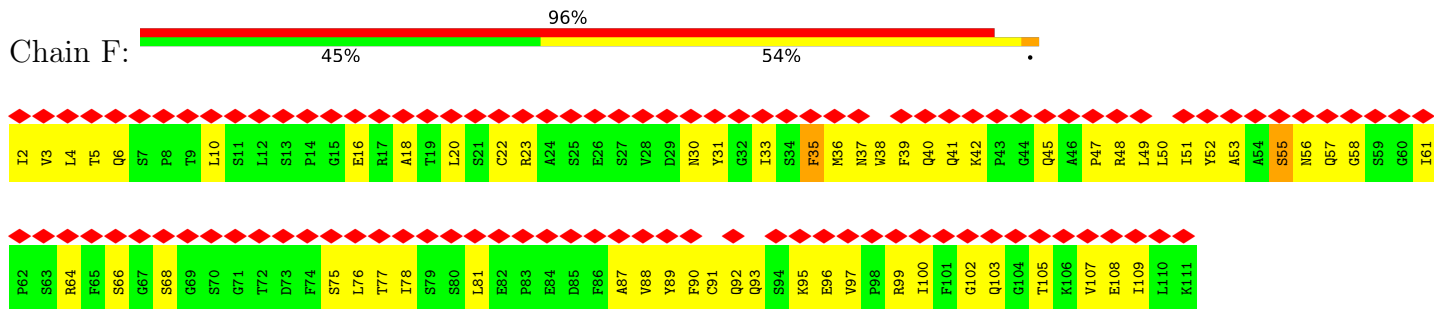




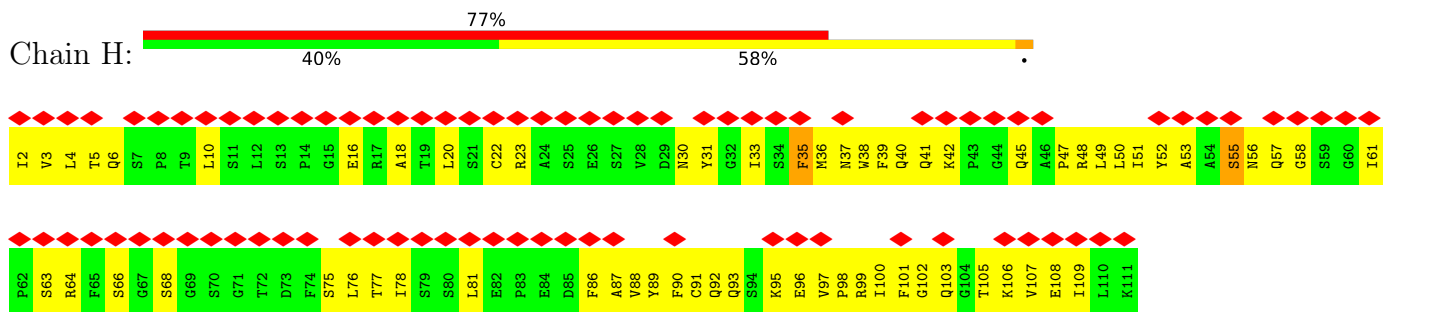
● Molecule 2: Light chain of HB27



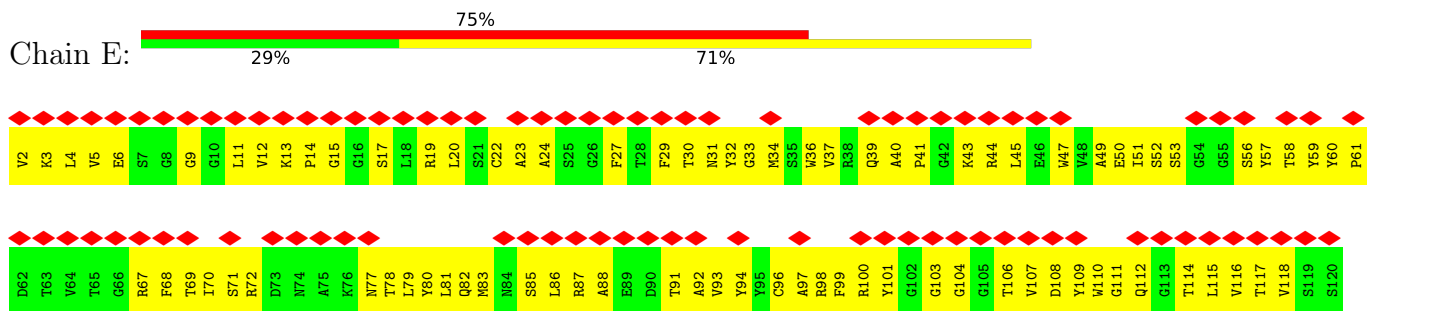
• Molecule 2: Light chain of HB27



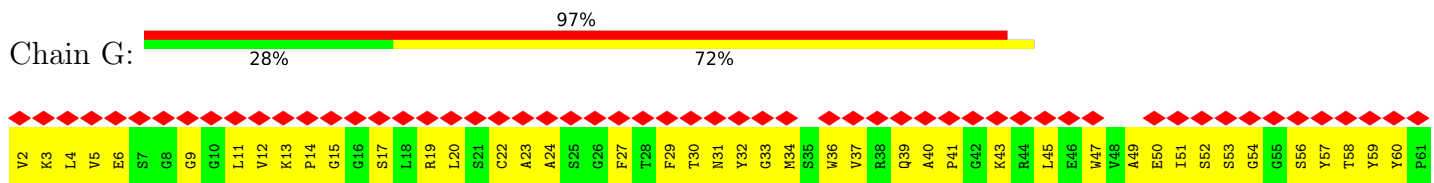
• Molecule 2: Light chain of HB27

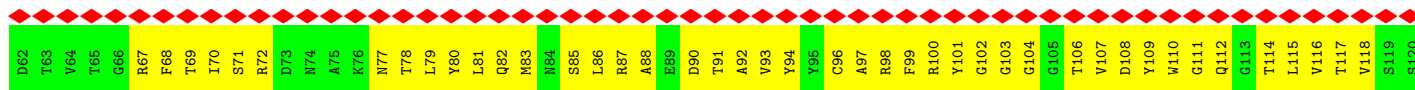


• Molecule 3: Heavy chain of HB27

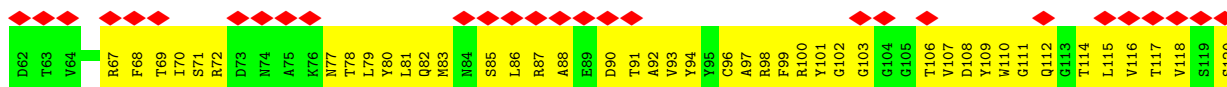



• Molecule 3: Heavy chain of HB27





- Molecule 3: Heavy chain of HB27



- Molecule 4: 2-acetamido-2-deoxy-beta-D-glucopyranose-(1-4)-2-acetamido-2-deoxy-beta-D-glucopyranose



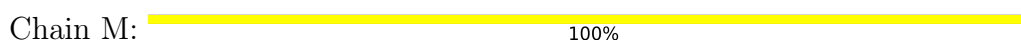
- Molecule 4: 2-acetamido-2-deoxy-beta-D-glucopyranose-(1-4)-2-acetamido-2-deoxy-beta-D-glucopyranose



- Molecule 4: 2-acetamido-2-deoxy-beta-D-glucopyranose-(1-4)-2-acetamido-2-deoxy-beta-D-glucopyranose



- Molecule 4: 2-acetamido-2-deoxy-beta-D-glucopyranose-(1-4)-2-acetamido-2-deoxy-beta-D-glucopyranose



- Molecule 4: 2-acetamido-2-deoxy-beta-D-glucopyranose-(1-4)-2-acetamido-2-deoxy-beta-D-glucopyranose



- Molecule 4: 2-acetamido-2-deoxy-beta-D-glucopyranose-(1-4)-2-acetamido-2-deoxy-beta-D-glucopyranose



- Molecule 4: 2-acetamido-2-deoxy-beta-D-glucopyranose-(1-4)-2-acetamido-2-deoxy-beta-D-glucopyranose



- Molecule 4: 2-acetamido-2-deoxy-beta-D-glucopyranose-(1-4)-2-acetamido-2-deoxy-beta-D-glucopyranose



- Molecule 4: 2-acetamido-2-deoxy-beta-D-glucopyranose-(1-4)-2-acetamido-2-deoxy-beta-D-glucopyranose



- Molecule 4: 2-acetamido-2-deoxy-beta-D-glucopyranose-(1-4)-2-acetamido-2-deoxy-beta-D-glucopyranose



- Molecule 4: 2-acetamido-2-deoxy-beta-D-glucopyranose-(1-4)-2-acetamido-2-deoxy-beta-D-glucopyranose



- Molecule 4: 2-acetamido-2-deoxy-beta-D-glucopyranose-(1-4)-2-acetamido-2-deoxy-beta-D-glucopyranose



- Molecule 4: 2-acetamido-2-deoxy-beta-D-glucopyranose-(1-4)-2-acetamido-2-deoxy-beta-D-glucopyranose



- Molecule 4: 2-acetamido-2-deoxy-beta-D-glucopyranose-(1-4)-2-acetamido-2-deoxy-beta-D-glucopyranose



- Molecule 4: 2-acetamido-2-deoxy-beta-D-glucopyranose-(1-4)-2-acetamido-2-deoxy-beta-D-glucopyranose



4 Experimental information

Property	Value	Source
EM reconstruction method	SINGLE PARTICLE	Depositor
Imposed symmetry	POINT, Not provided	
Number of particles used	798515	Depositor
Resolution determination method	FSC 0.143 CUT-OFF	Depositor
CTF correction method	NONE	Depositor
Microscope	FEI TITAN KRIOS	Depositor
Voltage (kV)	300	Depositor
Electron dose ($e^-/\text{\AA}^2$)	60	Depositor
Minimum defocus (nm)	Not provided	
Maximum defocus (nm)	Not provided	
Magnification	Not provided	
Image detector	GATAN K2 SUMMIT (4k x 4k)	Depositor
Maximum map value	0.046	Depositor
Minimum map value	-0.012	Depositor
Average map value	-0.000	Depositor
Map value standard deviation	0.001	Depositor
Recommended contour level	0.01	Depositor
Map size (\AA)	419.99997, 419.99997, 419.99997	wwPDB
Map dimensions	400, 400, 400	wwPDB
Map angles ($^\circ$)	90.0, 90.0, 90.0	wwPDB
Pixel spacing (\AA)	1.05, 1.05, 1.05	Depositor

5 Model quality [i](#)

5.1 Standard geometry [i](#)

Bond lengths and bond angles in the following residue types are not validated in this section: NAG

The Z score for a bond length (or angle) is the number of standard deviations the observed value is removed from the expected value. A bond length (or angle) with $|Z| > 5$ is considered an outlier worth inspection. RMSZ is the root-mean-square of all Z scores of the bond lengths (or angles).

Mol	Chain	Bond lengths		Bond angles	
		RMSZ	# Z >5	RMSZ	# Z >5
1	A	0.71	2/8173 (0.0%)	0.67	4/11126 (0.0%)
1	B	0.71	2/8173 (0.0%)	0.67	3/11126 (0.0%)
1	C	0.81	3/8172 (0.0%)	0.74	6/11125 (0.1%)
2	D	0.31	0/844	0.60	0/1142
2	F	0.31	0/844	0.60	0/1142
2	H	0.31	0/844	0.60	0/1142
3	E	0.37	0/923	0.56	0/1251
3	G	0.37	0/923	0.56	0/1251
3	I	0.37	0/923	0.56	0/1251
All	All	0.69	7/29819 (0.0%)	0.67	13/40556 (0.0%)

Chiral center outliers are detected by calculating the chiral volume of a chiral center and verifying if the center is modelled as a planar moiety or with the opposite hand. A planarity outlier is detected by checking planarity of atoms in a peptide group, atoms in a mainchain group or atoms of a sidechain that are expected to be planar.

Mol	Chain	#Chirality outliers	#Planarity outliers
1	A	0	8
1	B	0	8
1	C	0	13
2	D	0	1
2	F	0	1
2	H	0	1
All	All	0	32

All (7) bond length outliers are listed below:

Mol	Chain	Res	Type	Atoms	Z	Observed(Å)	Ideal(Å)
1	A	320	VAL	C-N	-5.75	1.20	1.34
1	B	320	VAL	C-N	-5.75	1.20	1.34
1	B	271	GLN	C-N	-5.65	1.23	1.34

Continued on next page...

Continued from previous page...

Mol	Chain	Res	Type	Atoms	Z	Observed(Å)	Ideal(Å)
1	A	271	GLN	C-N	-5.61	1.23	1.34
1	C	592	PHE	CB-CG	-5.61	1.41	1.51
1	C	505	TYR	C-N	-5.58	1.21	1.34
1	C	229	LEU	C-N	-5.16	1.24	1.34

All (13) bond angle outliers are listed below:

Mol	Chain	Res	Type	Atoms	Z	Observed(°)	Ideal(°)
1	A	1088	HIS	C-N-CA	-6.43	105.62	121.70
1	B	1088	HIS	C-N-CA	-6.41	105.67	121.70
1	A	1082	CYS	CA-CB-SG	5.86	124.55	114.00
1	B	1082	CYS	CA-CB-SG	5.86	124.55	114.00
1	C	212	LEU	CA-CB-CG	5.75	128.51	115.30
1	C	492	LEU	CA-CB-CG	5.55	128.07	115.30
1	C	336	CYS	C-N-CD	5.44	139.83	128.40
1	B	102	ARG	CA-CB-CG	-5.39	101.53	113.40
1	A	102	ARG	CA-CB-CG	-5.39	101.55	113.40
1	C	207	HIS	C-N-CA	-5.17	108.76	121.70
1	C	526	GLY	C-N-CD	5.17	139.25	128.40
1	A	224	GLU	C-N-CD	5.05	139.00	128.40
1	C	861	LEU	CA-CB-CG	-5.01	103.77	115.30

There are no chirality outliers.

All (32) planarity outliers are listed below:

Mol	Chain	Res	Type	Group
1	A	1126	CYS	Peptide
1	A	149	ASN	Peptide
1	A	159	VAL	Peptide
1	A	162	SER	Peptide
1	A	188	ASN	Peptide
1	A	264	ALA	Peptide
1	A	331	ASN	Peptide
1	A	96	GLU	Peptide
1	B	1126	CYS	Peptide
1	B	149	ASN	Peptide
1	B	159	VAL	Peptide
1	B	162	SER	Peptide
1	B	188	ASN	Peptide
1	B	264	ALA	Peptide
1	B	331	ASN	Peptide
1	B	96	GLU	Peptide

Continued on next page...

Continued from previous page...

Mol	Chain	Res	Type	Group
1	C	1126	CYS	Peptide
1	C	145	TYR	Peptide
1	C	152	TRP	Peptide
1	C	157	PHE	Peptide
1	C	158	ARG	Peptide
1	C	159	VAL	Peptide
1	C	165	ASN	Peptide
1	C	206	LYS	Peptide
1	C	332	ILE	Peptide
1	C	456	PHE	Peptide
1	C	495	TYR	Peptide
1	C	529	LYS	Peptide
1	C	568	ASP	Peptide
2	D	55	SER	Peptide
2	F	55	SER	Peptide
2	H	55	SER	Peptide

5.2 Too-close contacts [i](#)

In the following table, the Non-H and H(model) columns list the number of non-hydrogen atoms and hydrogen atoms in the chain respectively. The H(added) column lists the number of hydrogen atoms added and optimized by MolProbity. The Clashes column lists the number of clashes within the asymmetric unit, whereas Symm-Clashes lists symmetry-related clashes.

Mol	Chain	Non-H	H(model)	H(added)	Clashes	Symm-Clashes
1	A	7988	0	7760	489	0
1	B	7988	0	7760	493	0
1	C	7987	0	7759	495	0
2	D	827	0	797	76	0
2	F	827	0	797	72	0
2	H	827	0	797	77	0
3	E	903	0	869	96	0
3	G	903	0	869	99	0
3	I	903	0	869	99	0
4	J	28	0	25	1	0
4	K	28	0	25	0	0
4	L	28	0	25	1	0
4	M	28	0	25	1	0
4	N	28	0	25	2	0
4	O	28	0	23	1	0
4	P	28	0	25	0	0
4	Q	28	0	25	1	0

Continued on next page...

Continued from previous page...

Mol	Chain	Non-H	H(model)	H(added)	Clashes	Symm-Clashes
4	R	28	0	25	1	0
4	S	28	0	25	2	0
4	T	28	0	25	1	0
4	U	28	0	25	0	0
4	V	28	0	25	1	0
4	W	28	0	25	2	0
4	X	28	0	25	0	0
5	A	140	0	130	9	0
5	B	140	0	130	9	0
5	C	126	0	117	10	0
All	All	29979	0	29027	1889	0

The all-atom clashscore is defined as the number of clashes found per 1000 atoms (including hydrogen atoms). The all-atom clashscore for this structure is 32.

All (1889) close contacts within the same asymmetric unit are listed below, sorted by their clash magnitude.

Atom-1	Atom-2	Interatomic distance (Å)	Clash overlap (Å)
1:C:337:PRO:CD	1:C:358:ILE:HG23	1.47	1.44
1:C:337:PRO:HD2	1:C:358:ILE:CG2	1.65	1.24
1:A:230:PRO:HB2	1:B:521:PRO:HB3	1.28	1.12
1:C:337:PRO:HD3	1:C:358:ILE:HG23	1.31	1.11
1:A:200:TYR:CE1	1:A:230:PRO:HB3	1.91	1.06
1:B:200:TYR:CE1	1:B:230:PRO:HB3	1.90	1.05
1:C:337:PRO:CD	1:C:358:ILE:CG2	2.26	1.05
1:C:337:PRO:HD2	1:C:358:ILE:HG23	1.08	1.04
1:C:104:TRP:HB3	1:C:106:PHE:HE1	1.25	1.02
1:A:811:LYS:NZ	1:A:820:ASP:OD2	1.94	1.00
1:A:230:PRO:O	1:B:521:PRO:HB2	1.62	0.98
1:B:200:TYR:CD1	1:B:230:PRO:HB3	1.99	0.97
1:C:112:SER:HB2	1:C:134:GLN:HB2	1.43	0.97
1:A:200:TYR:CD1	1:A:230:PRO:HB3	2.00	0.96
1:B:811:LYS:NZ	1:B:820:ASP:OD2	1.96	0.96
1:C:34:ARG:HH22	1:C:189:LEU:HD21	1.31	0.95
2:D:37:ASN:HD22	2:D:92:GLN:HB2	1.34	0.93
1:C:726:ILE:HG12	1:C:1061:VAL:HG22	1.51	0.93
2:F:37:ASN:HD22	2:F:92:GLN:HB2	1.34	0.93
3:I:69:THR:HB	3:I:82:GLN:HB2	1.51	0.92
1:C:65:PHE:HD2	1:C:265:TYR:HH	1.19	0.91
1:A:34:ARG:NH1	1:A:217:PRO:O	2.03	0.91
1:B:34:ARG:NH1	1:B:217:PRO:O	2.03	0.91

Continued on next page...

Continued from previous page...

Atom-1	Atom-2	Interatomic distance (Å)	Clash overlap (Å)
3:E:69:THR:HB	3:E:82:GLN:HB2	1.51	0.90
3:G:69:THR:HB	3:G:82:GLN:HB2	1.51	0.90
2:H:37:ASN:HD22	2:H:92:GLN:HB2	1.34	0.89
1:A:676:THR:HG22	1:A:690:GLN:HG2	1.55	0.88
1:B:534:VAL:HG11	1:B:537:LYS:HE2	1.56	0.88
1:B:901:GLN:HE21	1:B:905:ARG:HE	1.22	0.88
1:A:112:SER:HB2	1:A:134:GLN:HB2	1.57	0.87
1:A:804:GLN:OE1	1:A:935:GLN:NE2	2.07	0.87
1:A:901:GLN:HE21	1:A:905:ARG:HE	1.22	0.87
1:B:804:GLN:OE1	1:B:935:GLN:NE2	2.08	0.87
3:E:49:ALA:HB1	3:E:70:ILE:HD11	1.57	0.87
1:B:676:THR:HG22	1:B:690:GLN:HG2	1.55	0.86
1:C:337:PRO:HG2	1:C:358:ILE:HD12	1.56	0.86
1:C:334:ASN:HB2	1:C:361:CYS:HA	1.55	0.86
2:D:40:GLN:HE21	2:D:87:ALA:HB3	1.41	0.86
1:A:534:VAL:HG11	1:A:537:LYS:HE2	1.56	0.86
1:C:355:ARG:HG3	1:C:396:TYR:HB3	1.58	0.86
2:F:40:GLN:HE21	2:F:87:ALA:HB3	1.40	0.86
1:B:112:SER:HB2	1:B:134:GLN:HB2	1.57	0.86
1:C:104:TRP:HB3	1:C:106:PHE:CE1	2.10	0.86
3:I:49:ALA:HB1	3:I:70:ILE:HD11	1.57	0.85
1:C:280:ASN:HD21	1:C:284:THR:HB	1.40	0.85
1:C:324:GLU:HG2	1:C:325:SER:H	1.38	0.85
3:G:49:ALA:HB1	3:G:70:ILE:HD11	1.57	0.85
1:C:454:ARG:NH2	1:C:467:ASP:O	2.09	0.84
2:H:40:GLN:HE21	2:H:87:ALA:HB3	1.41	0.84
1:A:745:ASP:H	1:B:319:ARG:HH12	1.25	0.84
1:C:1135:ASN:OD1	1:C:1136:THR:N	2.10	0.83
1:B:324:GLU:HG2	1:B:325:SER:H	1.43	0.83
1:A:319:ARG:NH1	1:C:745:ASP:OD1	2.11	0.83
1:B:200:TYR:HA	1:B:230:PRO:HA	1.60	0.83
1:B:83:VAL:HG11	1:B:237:ARG:HH11	1.43	0.82
1:A:200:TYR:HA	1:A:230:PRO:HA	1.61	0.82
1:B:66:HIS:N	1:B:80:ASP:OD2	2.11	0.82
1:A:83:VAL:HG11	1:A:237:ARG:HH11	1.43	0.82
1:C:421:TYR:HD1	1:C:457:ARG:H	1.28	0.82
1:A:324:GLU:HG2	1:A:325:SER:H	1.43	0.81
1:B:1135:ASN:OD1	1:B:1136:THR:N	2.13	0.81
1:A:66:HIS:N	1:A:80:ASP:OD2	2.11	0.81
1:C:476:GLY:H	1:C:487:ASN:HB3	1.43	0.81
1:A:1135:ASN:OD1	1:A:1136:THR:N	2.13	0.81

Continued on next page...

Continued from previous page...

Atom-1	Atom-2	Interatomic distance (Å)	Clash overlap (Å)
3:I:36:TRP:HB2	3:I:49:ALA:HB3	1.62	0.81
1:A:331:ASN:O	1:A:333:THR:N	2.14	0.81
1:A:339:GLY:O	1:A:343:ASN:N	2.13	0.81
3:E:36:TRP:HB2	3:E:49:ALA:HB3	1.62	0.81
1:B:339:GLY:O	1:B:343:ASN:N	2.13	0.81
1:B:360:ASN:H	1:B:523:THR:HB	1.46	0.81
1:A:360:ASN:H	1:A:523:THR:HB	1.46	0.80
2:F:4:LEU:HD11	2:F:102:GLY:HA2	1.64	0.80
1:B:703:ASN:OD1	1:B:704:SER:N	2.15	0.80
1:C:804:GLN:OE1	1:C:935:GLN:NE2	2.13	0.80
1:C:342:PHE:HE2	1:C:368:LEU:HG	1.45	0.80
3:G:36:TRP:HB2	3:G:49:ALA:HB3	1.63	0.80
1:A:328:ARG:HG3	1:A:579:PRO:HG2	1.64	0.80
2:D:4:LEU:HD11	2:D:102:GLY:HA2	1.64	0.80
1:C:725:GLU:OE1	1:C:1064:HIS:NE2	2.15	0.79
1:B:331:ASN:O	1:B:333:THR:N	2.14	0.79
1:C:473:TYR:N	1:C:489:TYR:O	2.14	0.79
1:A:43:PHE:HB3	1:B:565:PHE:O	1.82	0.79
1:C:540:ASN:OD1	1:C:541:PHE:N	2.15	0.79
1:B:328:ARG:HH22	1:B:533:LEU:HB2	1.47	0.79
1:A:1100:THR:OG1	1:A:1101:HIS:ND1	2.16	0.78
1:B:328:ARG:HG3	1:B:579:PRO:HG2	1.64	0.78
1:A:328:ARG:HH22	1:A:533:LEU:HB2	1.47	0.78
1:A:703:ASN:OD1	1:A:704:SER:N	2.15	0.78
1:C:973:ILE:HD12	1:C:983:ARG:HH21	1.48	0.78
1:C:337:PRO:CG	1:C:358:ILE:HD12	2.13	0.78
1:C:880:GLY:O	1:C:884:SER:OG	2.01	0.78
1:A:230:PRO:CB	1:B:521:PRO:HB3	2.13	0.78
1:C:123:ALA:HB3	5:C:1302:NAG:H83	1.64	0.78
2:H:4:LEU:HD11	2:H:102:GLY:HA2	1.64	0.78
1:A:587:ILE:HG22	1:A:588:THR:H	1.49	0.78
1:C:353:TRP:HZ3	1:C:355:ARG:HB2	1.49	0.77
1:A:1134:ASN:ND2	4:N:1:NAG:O7	2.17	0.77
1:C:901:GLN:HE21	1:C:905:ARG:HE	1.30	0.77
2:H:89:TYR:N	2:H:105:THR:O	2.17	0.77
1:A:426:PRO:HG3	1:A:463:PRO:HB3	1.66	0.77
1:B:1134:ASN:ND2	4:S:1:NAG:O7	2.17	0.77
1:B:224:GLU:OE1	1:B:224:GLU:N	2.14	0.77
3:I:39:GLN:NE2	3:I:43:LYS:O	2.16	0.77
1:A:745:ASP:OD1	1:B:319:ARG:NH1	2.17	0.76
1:C:337:PRO:HD2	1:C:358:ILE:HG21	1.62	0.76

Continued on next page...

Continued from previous page...

Atom-1	Atom-2	Interatomic distance (Å)	Clash overlap (Å)
2:D:89:TYR:N	2:D:105:THR:O	2.17	0.76
1:A:453:TYR:N	1:A:493:GLN:O	2.19	0.76
1:B:1100:THR:OG1	1:B:1101:HIS:ND1	2.16	0.76
1:B:426:PRO:HG3	1:B:463:PRO:HB3	1.66	0.76
3:G:2:VAL:HG12	3:G:3:LYS:HG3	1.68	0.76
1:C:338:PHE:O	1:C:341:VAL:N	2.17	0.76
3:E:2:VAL:HG12	3:E:3:LYS:HG3	1.68	0.76
3:E:39:GLN:NE2	3:E:43:LYS:O	2.16	0.76
2:F:89:TYR:N	2:F:105:THR:O	2.17	0.76
1:A:230:PRO:O	1:B:521:PRO:CB	2.34	0.76
1:C:642:VAL:HG22	1:C:651:ILE:HG12	1.69	0.75
1:C:703:ASN:OD1	1:C:704:SER:N	2.19	0.75
3:I:2:VAL:HG12	3:I:3:LYS:HG3	1.68	0.75
1:A:980:ILE:HG23	1:A:984:LEU:HD12	1.69	0.75
1:A:725:GLU:OE1	1:A:1064:HIS:NE2	2.20	0.75
1:C:290:ASP:OD1	1:C:291:CYS:N	2.19	0.75
1:C:557:LYS:NZ	1:C:574:ASP:OD2	2.20	0.75
2:F:95:LYS:NZ	2:F:96:GLU:OE2	2.19	0.75
1:B:563:GLN:O	1:B:577:ARG:NH1	2.20	0.75
1:B:980:ILE:HG23	1:B:984:LEU:HD12	1.68	0.75
1:A:563:GLN:O	1:A:577:ARG:NH1	2.20	0.74
1:B:378:LYS:O	1:B:433:VAL:N	2.20	0.74
1:C:37:TYR:HA	1:C:223:LEU:H	1.50	0.74
2:D:95:LYS:NZ	2:D:96:GLU:OE2	2.19	0.74
1:A:37:TYR:OH	1:A:195:LYS:NZ	2.19	0.74
1:B:587:ILE:HG22	1:B:588:THR:H	1.49	0.74
1:B:725:GLU:OE1	1:B:1064:HIS:NE2	2.20	0.74
1:C:337:PRO:O	1:C:338:PHE:C	2.24	0.74
2:F:38:TRP:N	2:F:51:ILE:O	2.21	0.74
1:A:96:GLU:O	1:A:188:ASN:N	2.21	0.74
1:C:337:PRO:CD	1:C:358:ILE:HD12	2.18	0.74
1:C:599:THR:OG1	1:C:600:PRO:O	2.05	0.74
1:B:453:TYR:O	1:B:493:GLN:N	2.20	0.73
1:B:457:ARG:NH1	1:B:459:SER:OG	2.21	0.73
1:A:345:THR:O	1:A:509:ARG:NH2	2.21	0.73
1:A:457:ARG:NH1	1:A:459:SER:OG	2.21	0.73
1:B:345:THR:O	1:B:509:ARG:NH2	2.21	0.73
1:B:453:TYR:N	1:B:493:GLN:O	2.19	0.73
3:G:14:PRO:HB3	3:G:87:ARG:HA	1.70	0.73
1:C:229:LEU:HB3	1:C:231:ILE:HG23	1.70	0.73
1:C:303:LEU:HD12	1:C:308:VAL:HG22	1.70	0.73

Continued on next page...

Continued from previous page...

Atom-1	Atom-2	Interatomic distance (Å)	Clash overlap (Å)
2:H:38:TRP:N	2:H:51:ILE:O	2.21	0.73
1:A:378:LYS:O	1:A:433:VAL:N	2.20	0.73
1:C:37:TYR:OH	1:C:195:LYS:NZ	2.17	0.73
1:A:1091:ARG:NH1	1:A:1118:ASP:O	2.22	0.73
2:D:4:LEU:HD23	2:D:93:GLN:HG3	1.71	0.73
3:E:14:PRO:HB3	3:E:87:ARG:HA	1.70	0.73
1:A:324:GLU:OE1	1:A:324:GLU:N	2.21	0.72
1:A:568:ASP:OD1	1:A:569:ILE:N	2.22	0.72
1:B:37:TYR:OH	1:B:195:LYS:NZ	2.19	0.72
1:B:96:GLU:O	1:B:188:ASN:N	2.21	0.72
1:B:135:PHE:HA	1:B:160:TYR:HA	1.71	0.72
2:D:6:GLN:NE2	2:D:91:CYS:SG	2.62	0.72
1:B:324:GLU:OE1	1:B:324:GLU:N	2.21	0.72
1:C:344:ALA:HB3	1:C:347:PHE:HE1	1.54	0.72
2:H:95:LYS:NZ	2:H:96:GLU:OE2	2.19	0.72
2:D:38:TRP:N	2:D:51:ILE:O	2.20	0.72
2:D:39:PHE:N	2:D:90:PHE:O	2.22	0.72
1:B:804:GLN:NE2	4:Q:1:NAG:O6	2.23	0.72
1:A:658:ASN:ND2	1:A:660:TYR:OH	2.23	0.72
1:B:454:ARG:HA	1:B:492:LEU:HD23	1.71	0.72
2:F:30:ASN:HB2	2:F:35:PHE:HB2	1.70	0.72
3:I:14:PRO:HB3	3:I:87:ARG:HA	1.70	0.72
1:B:1091:ARG:NH1	1:B:1118:ASP:O	2.22	0.71
2:D:30:ASN:HB2	2:D:35:PHE:HB2	1.70	0.71
3:G:39:GLN:NE2	3:G:43:LYS:O	2.16	0.71
1:A:1089:PHE:CE2	1:C:914:ASN:HA	2.24	0.71
1:A:135:PHE:HA	1:A:160:TYR:HA	1.71	0.71
1:A:215:ASP:OD1	1:A:216:LEU:N	2.21	0.71
1:A:453:TYR:O	1:A:493:GLN:N	2.20	0.71
1:A:96:GLU:HB2	1:A:188:ASN:HB2	1.73	0.71
1:A:454:ARG:HA	1:A:492:LEU:HD23	1.72	0.71
1:B:96:GLU:HB2	1:B:188:ASN:HB2	1.73	0.71
1:B:115:GLN:NE2	1:B:132:GLU:OE2	2.23	0.71
1:C:901:GLN:O	1:C:904:TYR:N	2.22	0.71
2:H:4:LEU:HD23	2:H:93:GLN:HG3	1.71	0.71
2:H:30:ASN:HB2	2:H:35:PHE:HB2	1.70	0.71
1:B:658:ASN:ND2	1:B:660:TYR:OH	2.23	0.71
2:H:6:GLN:NE2	2:H:91:CYS:SG	2.62	0.71
1:C:210:ILE:HG21	1:C:217:PRO:HG2	1.73	0.71
1:A:804:GLN:NE2	4:L:1:NAG:O6	2.23	0.71
1:C:115:GLN:HA	1:C:132:GLU:HG2	1.72	0.71

Continued on next page...

Continued from previous page...

Atom-1	Atom-2	Interatomic distance (Å)	Clash overlap (Å)
1:C:666:ILE:HD11	1:C:672:ALA:HB2	1.72	0.71
1:A:115:GLN:NE2	1:A:132:GLU:OE2	2.23	0.71
1:C:161:SER:OG	1:C:162:SER:N	2.22	0.71
1:C:337:PRO:HD2	1:C:358:ILE:HD12	1.71	0.70
1:C:457:ARG:NH1	1:C:459:SER:OG	2.24	0.70
1:A:230:PRO:HB2	1:B:521:PRO:CB	2.16	0.70
1:B:143:VAL:HG13	1:B:151:SER:HA	1.73	0.70
1:C:560:LEU:N	1:C:563:GLN:OE1	2.24	0.70
2:H:39:PHE:N	2:H:90:PHE:O	2.22	0.70
1:C:90:VAL:HG12	1:C:91:TYR:O	1.92	0.70
2:D:20:LEU:HB2	2:D:76:LEU:HB3	1.73	0.70
2:F:6:GLN:NE2	2:F:91:CYS:SG	2.62	0.70
1:C:103:GLY:HA3	1:C:241:LEU:HD12	1.73	0.70
2:D:39:PHE:O	2:D:90:PHE:N	2.23	0.70
1:C:142:GLY:HA2	1:C:244:LEU:HB2	1.74	0.70
1:C:204:TYR:HD1	1:C:225:PRO:HA	1.56	0.69
1:C:452:LEU:HG	1:C:494:SER:HA	1.72	0.69
1:C:936:ASP:O	1:C:940:SER:N	2.20	0.69
2:F:4:LEU:HD23	2:F:93:GLN:HG3	1.71	0.69
3:G:24:ALA:HB3	3:G:77:ASN:HB3	1.74	0.69
1:C:542:ASN:HD21	1:C:545:GLY:HA2	1.55	0.69
2:F:20:LEU:HB2	2:F:76:LEU:HB3	1.73	0.69
1:A:540:ASN:OD1	1:A:541:PHE:N	2.25	0.69
1:B:564:GLN:OE1	1:B:577:ARG:NH2	2.25	0.69
1:C:403:ARG:HD2	1:C:505:TYR:CD1	2.27	0.69
1:C:506:GLN:HE22	3:I:54:GLY:H	1.38	0.69
1:A:564:GLN:OE1	1:A:577:ARG:NH2	2.25	0.69
1:A:143:VAL:HG13	1:A:151:SER:HA	1.73	0.69
1:B:540:ASN:OD1	1:B:541:PHE:N	2.25	0.69
3:G:69:THR:N	3:G:82:GLN:O	2.24	0.69
1:A:331:ASN:ND2	5:A:1304:NAG:O7	2.26	0.69
1:B:404:GLY:N	1:B:504:GLY:O	2.24	0.69
1:C:280:ASN:OD1	1:C:284:THR:N	2.25	0.69
2:H:20:LEU:HB2	2:H:76:LEU:HB3	1.73	0.69
1:B:745:ASP:OD1	1:C:319:ARG:NH1	2.26	0.69
1:C:108:THR:HG22	1:C:236:THR:H	1.59	0.69
1:C:568:ASP:H	1:C:572:THR:HG1	1.39	0.69
3:E:69:THR:N	3:E:82:GLN:O	2.24	0.69
1:B:366:SER:O	1:B:370:ASN:N	2.26	0.68
2:F:39:PHE:N	2:F:90:PHE:O	2.22	0.68
1:C:152:TRP:O	1:C:154:GLU:N	2.25	0.68

Continued on next page...

Continued from previous page...

Atom-1	Atom-2	Interatomic distance (Å)	Clash overlap (Å)
1:C:587:ILE:HG22	1:C:588:THR:H	1.56	0.68
2:H:39:PHE:O	2:H:90:PHE:N	2.23	0.68
3:I:69:THR:N	3:I:82:GLN:O	2.24	0.68
3:E:36:TRP:HA	3:E:96:CYS:HA	1.75	0.68
1:B:331:ASN:ND2	5:B:1304:NAG:O7	2.26	0.68
1:B:1086:LYS:HD2	1:B:1122:VAL:HG11	1.75	0.68
1:A:328:ARG:NH2	1:A:533:LEU:HB2	2.09	0.68
1:A:404:GLY:N	1:A:504:GLY:O	2.24	0.68
1:B:215:ASP:OD1	1:B:216:LEU:N	2.21	0.68
3:I:36:TRP:HA	3:I:96:CYS:HA	1.75	0.68
1:A:381:GLY:HA3	1:A:430:THR:HG23	1.75	0.68
1:A:342:PHE:HD2	5:A:1305:NAG:H82	1.59	0.68
1:B:568:ASP:OD1	1:B:569:ILE:N	2.22	0.68
3:E:24:ALA:HB3	3:E:77:ASN:HB3	1.74	0.68
1:A:280:ASN:HD21	1:A:284:THR:HB	1.58	0.68
1:A:787:GLN:OE1	1:B:703:ASN:ND2	2.24	0.68
1:B:381:GLY:HA3	1:B:430:THR:HG23	1.75	0.68
1:C:717:ASN:OD1	1:C:718:PHE:N	2.27	0.68
1:A:366:SER:O	1:A:370:ASN:N	2.26	0.68
3:G:36:TRP:HA	3:G:96:CYS:HA	1.75	0.68
2:H:40:GLN:O	2:H:48:ARG:N	2.27	0.68
1:B:328:ARG:NH2	1:B:533:LEU:HB2	2.09	0.67
1:C:418:ILE:HG23	1:C:422:ASN:HD21	1.58	0.67
1:A:83:VAL:HG11	1:A:237:ARG:NH1	2.09	0.67
1:B:83:VAL:HG11	1:B:237:ARG:NH1	2.09	0.67
3:E:60:TYR:OH	3:E:68:PHE:O	2.10	0.67
2:F:40:GLN:O	2:F:48:ARG:N	2.27	0.67
1:A:204:TYR:CE1	1:A:225:PRO:HB3	2.29	0.67
3:G:5:VAL:O	3:G:23:ALA:N	2.28	0.67
3:I:24:ALA:HB3	3:I:77:ASN:HB3	1.74	0.67
1:C:192:PHE:HB3	1:C:194:PHE:HE1	1.59	0.67
2:D:40:GLN:O	2:D:48:ARG:N	2.27	0.67
1:A:704:SER:HB3	1:C:790:LYS:HE2	1.76	0.67
1:A:379:CYS:HA	1:A:432:CYS:HA	1.77	0.67
2:F:39:PHE:O	2:F:90:PHE:N	2.23	0.67
3:I:5:VAL:O	3:I:23:ALA:N	2.28	0.67
1:A:280:ASN:HD22	5:A:1303:NAG:H82	1.60	0.67
1:C:324:GLU:N	1:C:324:GLU:OE1	2.28	0.67
1:C:328:ARG:NH2	1:C:531:THR:O	2.27	0.67
1:B:280:ASN:HD22	5:B:1303:NAG:H82	1.60	0.66
1:B:762:GLN:HE22	1:C:1006:THR:HG21	1.60	0.66

Continued on next page...

Continued from previous page...

Atom-1	Atom-2	Interatomic distance (Å)	Clash overlap (Å)
1:C:192:PHE:HB3	1:C:194:PHE:CE1	2.29	0.66
1:C:476:GLY:N	1:C:487:ASN:HB3	2.10	0.66
1:C:973:ILE:HD11	1:C:980:ILE:HG12	1.77	0.66
3:I:60:TYR:OH	3:I:68:PHE:O	2.10	0.66
1:A:1086:LYS:HD2	1:A:1122:VAL:HG11	1.75	0.66
1:C:309:GLU:OE1	1:C:309:GLU:N	2.24	0.66
1:C:1138:TYR:OH	1:C:1143:PRO:HG3	1.95	0.66
1:C:1097:SER:HB2	1:C:1102:TRP:CD2	2.29	0.66
3:E:5:VAL:O	3:E:23:ALA:N	2.28	0.66
1:B:280:ASN:HD21	1:B:284:THR:HB	1.58	0.66
1:B:380:TYR:OH	1:B:410:ILE:O	2.13	0.66
1:C:811:LYS:NZ	1:C:820:ASP:OD2	2.28	0.66
2:D:40:GLN:OE1	2:D:48:ARG:NH1	2.29	0.66
1:A:358:ILE:HB	1:A:395:VAL:HB	1.77	0.66
1:B:342:PHE:HD2	5:B:1305:NAG:H82	1.59	0.66
1:C:145:TYR:O	1:C:152:TRP:NE1	2.28	0.66
1:A:324:GLU:CG	1:A:325:SER:H	2.09	0.66
1:B:310:LYS:NZ	1:B:663:ASP:OD1	2.23	0.66
1:C:641:ASN:OD1	1:C:642:VAL:N	2.29	0.66
3:G:22:CYS:N	3:G:79:LEU:O	2.28	0.66
2:H:40:GLN:OE1	2:H:48:ARG:NH1	2.29	0.66
1:B:1100:THR:OG1	1:B:1101:HIS:N	2.29	0.65
1:B:336:CYS:O	1:B:338:PHE:N	2.29	0.65
1:A:81:ASN:O	1:A:239:GLN:NE2	2.30	0.65
1:B:81:ASN:O	1:B:239:GLN:NE2	2.30	0.65
1:C:1103:PHE:HE1	1:C:1114:ILE:HD13	1.61	0.65
2:F:40:GLN:OE1	2:F:48:ARG:NH1	2.29	0.65
1:A:336:CYS:O	1:A:338:PHE:N	2.29	0.65
1:B:1072:GLU:OE1	1:B:1072:GLU:N	2.29	0.65
1:A:446:GLY:HA2	2:D:95:LYS:HA	1.79	0.65
1:B:490:PHE:CE2	1:B:492:LEU:HB2	2.32	0.65
1:C:973:ILE:HD12	1:C:983:ARG:NH2	2.10	0.65
1:A:324:GLU:HG2	1:A:325:SER:N	2.11	0.65
1:B:358:ILE:HB	1:B:395:VAL:HB	1.77	0.65
1:C:444:LYS:HG3	1:C:448:ASN:HB2	1.79	0.65
3:E:22:CYS:N	3:E:79:LEU:O	2.28	0.65
1:A:144:TYR:HD2	1:A:152:TRP:HD1	1.45	0.65
1:A:380:TYR:OH	1:A:410:ILE:O	2.13	0.65
1:A:802:PHE:HD1	1:A:805:ILE:HD11	1.62	0.65
1:B:324:GLU:HG2	1:B:325:SER:N	2.11	0.65
1:B:344:ALA:HB3	1:B:347:PHE:HE1	1.61	0.65

Continued on next page...

Continued from previous page...

Atom-1	Atom-2	Interatomic distance (Å)	Clash overlap (Å)
3:G:100:ARG:HE	3:G:106:THR:HG23	1.62	0.65
2:H:98:PRO:HG3	3:I:61:PRO:HA	1.78	0.65
1:A:726:ILE:HG22	1:A:948:LEU:HD13	1.79	0.65
1:B:379:CYS:HA	1:B:432:CYS:HA	1.77	0.65
1:A:656:VAL:HG12	1:A:658:ASN:H	1.62	0.64
1:B:133:PHE:HB3	1:B:163:ALA:HA	1.79	0.64
1:C:873:TYR:O	1:C:876:ALA:N	2.23	0.64
3:I:22:CYS:N	3:I:79:LEU:O	2.28	0.64
1:A:133:PHE:HB3	1:A:163:ALA:HA	1.79	0.64
1:A:1072:GLU:N	1:A:1072:GLU:OE1	2.29	0.64
1:B:726:ILE:HG22	1:B:948:LEU:HD13	1.79	0.64
1:C:143:VAL:HG13	1:C:151:SER:O	1.97	0.64
1:A:99:ASN:O	1:A:102:ARG:NE	2.31	0.64
1:A:344:ALA:HB3	1:A:347:PHE:HE1	1.62	0.64
1:A:1100:THR:OG1	1:A:1101:HIS:N	2.29	0.64
1:B:332:ILE:O	1:B:334:ASN:N	2.30	0.64
1:C:437:ASN:HA	1:C:508:TYR:HA	1.80	0.64
1:A:490:PHE:CE2	1:A:492:LEU:HB2	2.32	0.64
1:A:1088:HIS:CE1	1:A:1122:VAL:HG22	2.33	0.64
1:B:383:SER:HB2	1:B:386:LYS:HB2	1.79	0.64
1:B:656:VAL:HG12	1:B:658:ASN:H	1.62	0.64
1:C:1028:LYS:O	1:C:1032:CYS:N	2.29	0.64
3:G:60:TYR:OH	3:G:68:PHE:O	2.10	0.64
3:E:100:ARG:HE	3:E:106:THR:HG23	1.62	0.64
1:C:505:TYR:CD2	3:I:101:TYR:HB3	2.33	0.64
1:C:796:ASP:N	1:C:796:ASP:OD1	2.31	0.64
1:B:329:PHE:CD2	1:B:528:LYS:HB3	2.33	0.64
1:A:383:SER:HB2	1:A:386:LYS:HB2	1.79	0.63
1:B:144:TYR:HD2	1:B:152:TRP:HD1	1.45	0.63
1:B:324:GLU:CG	1:B:325:SER:H	2.09	0.63
1:A:152:TRP:O	1:A:154:GLU:N	2.31	0.63
1:C:337:PRO:HD3	1:C:358:ILE:CG2	2.08	0.63
1:A:745:ASP:N	1:B:319:ARG:HH12	1.94	0.63
1:A:329:PHE:CD2	1:A:528:LYS:HB3	2.33	0.63
1:A:332:ILE:O	1:A:334:ASN:N	2.30	0.63
1:B:152:TRP:O	1:B:154:GLU:N	2.31	0.63
1:C:406:GLU:OE1	1:C:495:TYR:OH	2.17	0.63
1:B:505:TYR:HD2	3:G:102:GLY:H	1.47	0.63
1:B:1083:HIS:CE1	1:B:1136:THR:HA	2.34	0.63
1:B:1088:HIS:CE1	1:B:1122:VAL:HG22	2.33	0.63
1:C:34:ARG:NH2	1:C:191:GLU:OE2	2.31	0.63

Continued on next page...

Continued from previous page...

Atom-1	Atom-2	Interatomic distance (Å)	Clash overlap (Å)
1:C:170:TYR:HH	1:C:172:SER:HG	1.41	0.63
1:C:612:TYR:HE2	1:C:651:ILE:HD12	1.64	0.63
1:C:948:LEU:HD21	1:C:1059:GLY:HA3	1.80	0.63
1:B:802:PHE:HD1	1:B:805:ILE:HD11	1.62	0.63
1:A:44:ARG:HG2	1:B:567:ARG:HB2	1.81	0.62
1:B:280:ASN:OD1	1:B:284:THR:N	2.32	0.62
1:C:118:LEU:O	1:C:119:ILE:HG13	1.98	0.62
1:A:280:ASN:OD1	1:A:284:THR:N	2.32	0.62
2:D:5:THR:O	2:D:23:ARG:N	2.27	0.62
1:C:710:ASN:O	1:C:1077:THR:HG22	1.99	0.62
1:C:141:LEU:HB3	1:C:242:LEU:O	1.99	0.62
1:B:374:PHE:HA	1:B:436:TRP:HB3	1.82	0.62
3:G:5:VAL:HB	3:G:23:ALA:HB3	1.82	0.62
1:C:30:ASN:HD21	1:C:59:PHE:HD1	1.47	0.62
1:C:239:GLN:HG2	1:C:240:THR:H	1.65	0.62
2:H:103:GLN:HA	3:I:44:ARG:HE	1.64	0.62
3:I:100:ARG:HE	3:I:106:THR:HG23	1.62	0.62
1:A:1083:HIS:CE1	1:A:1136:THR:HA	2.34	0.62
1:B:905:ARG:NH1	1:B:1049:LEU:O	2.31	0.62
2:D:42:LYS:HA	2:D:87:ALA:HB1	1.82	0.62
1:C:447:GLY:HA2	1:C:497:PHE:O	2.00	0.62
1:C:505:TYR:CE2	3:I:101:TYR:HB3	2.35	0.62
1:A:355:ARG:HA	1:A:398:ASP:OD1	2.00	0.62
1:B:666:ILE:HD11	1:B:672:ALA:HB2	1.82	0.62
1:C:568:ASP:N	1:C:572:THR:OG1	2.32	0.62
2:F:47:PRO:HB2	3:G:110:TRP:CE2	2.34	0.62
1:A:42:VAL:HG22	1:B:565:PHE:CD2	2.35	0.61
1:B:355:ARG:HA	1:B:398:ASP:OD1	2.00	0.61
1:B:392:PHE:N	1:B:524:VAL:O	2.30	0.61
1:C:1004:LEU:O	1:C:1007:TYR:N	2.32	0.61
1:B:717:ASN:OD1	1:B:718:PHE:N	2.33	0.61
3:E:6:GLU:HG2	3:E:96:CYS:SG	2.41	0.61
1:A:905:ARG:NH1	1:A:1049:LEU:O	2.31	0.61
1:C:763:LEU:O	1:C:766:ALA:N	2.33	0.61
1:C:1102:TRP:HB2	1:C:1135:ASN:ND2	2.15	0.61
1:A:880:GLY:O	1:A:884:SER:OG	2.11	0.61
1:B:99:ASN:O	1:B:102:ARG:NE	2.30	0.61
1:B:1031:GLU:OE2	1:C:1039:ARG:NE	2.24	0.61
1:C:521:PRO:HG3	1:C:564:GLN:HB2	1.82	0.61
1:C:959:LEU:O	1:C:963:VAL:N	2.32	0.61
2:D:50:LEU:HD11	2:D:89:TYR:HD1	1.66	0.61

Continued on next page...

Continued from previous page...

Atom-1	Atom-2	Interatomic distance (Å)	Clash overlap (Å)
1:A:502:GLY:HA3	3:E:101:TYR:CD1	2.35	0.61
1:A:717:ASN:OD1	1:A:718:PHE:N	2.33	0.61
1:C:908:GLY:O	1:C:1038:LYS:NZ	2.33	0.61
1:A:125:ASN:HB2	5:A:1302:NAG:H81	1.82	0.61
1:A:374:PHE:HA	1:A:436:TRP:HB3	1.81	0.61
1:A:666:ILE:HD11	1:A:672:ALA:HB2	1.82	0.61
1:A:148:ASN:OD1	1:A:149:ASN:N	2.33	0.61
1:B:189:LEU:HB3	1:B:208:THR:HG23	1.82	0.61
1:C:353:TRP:HZ2	1:C:464:PHE:O	1.84	0.61
1:C:417:LYS:HG3	1:C:421:TYR:CD2	2.36	0.61
2:F:5:THR:O	2:F:23:ARG:N	2.27	0.61
2:F:42:LYS:HB2	2:F:45:GLN:HB3	1.83	0.61
3:G:19:ARG:HA	3:G:82:GLN:HA	1.83	0.61
2:H:89:TYR:HB2	2:H:105:THR:HB	1.83	0.61
1:A:189:LEU:HB3	1:A:208:THR:HG23	1.83	0.61
2:D:42:LYS:HB2	2:D:45:GLN:HB3	1.83	0.61
2:D:89:TYR:HB2	2:D:105:THR:HB	1.83	0.61
3:E:5:VAL:HB	3:E:23:ALA:HB3	1.82	0.61
3:G:6:GLU:HG2	3:G:96:CYS:SG	2.41	0.61
2:H:42:LYS:HB2	2:H:45:GLN:HB3	1.83	0.61
1:B:762:GLN:NE2	1:C:1006:THR:HG21	2.15	0.61
2:F:50:LEU:HD11	2:F:89:TYR:HD1	1.66	0.61
3:I:5:VAL:HB	3:I:23:ALA:HB3	1.82	0.61
3:I:20:LEU:N	3:I:81:LEU:O	2.34	0.61
1:B:144:TYR:CD2	1:B:152:TRP:HD1	2.19	0.60
1:B:365:TYR:O	1:B:369:TYR:N	2.33	0.60
2:H:42:LYS:HA	2:H:87:ALA:HB1	1.82	0.60
3:I:19:ARG:HA	3:I:82:GLN:HA	1.83	0.60
1:B:125:ASN:HB2	5:B:1302:NAG:H81	1.82	0.60
1:B:148:ASN:OD1	1:B:149:ASN:N	2.33	0.60
1:C:801:ASN:ND2	4:V:1:NAG:O7	2.34	0.60
3:G:20:LEU:N	3:G:81:LEU:O	2.34	0.60
1:A:353:TRP:HZ3	1:A:355:ARG:HB2	1.66	0.60
1:A:392:PHE:N	1:A:524:VAL:O	2.30	0.60
1:B:134:GLN:HB3	1:B:161:SER:OG	2.01	0.60
1:C:666:ILE:HD12	1:C:670:ILE:HG22	1.83	0.60
2:D:47:PRO:HB2	3:E:110:TRP:CE2	2.36	0.60
3:E:19:ARG:HA	3:E:82:GLN:HA	1.83	0.60
1:A:90:VAL:HG12	1:A:91:TYR:O	2.01	0.60
1:A:1089:PHE:HE2	1:C:914:ASN:HA	1.66	0.60
1:B:817:PHE:O	1:B:820:ASP:N	2.35	0.60

Continued on next page...

Continued from previous page...

Atom-1	Atom-2	Interatomic distance (Å)	Clash overlap (Å)
1:B:914:ASN:HA	1:C:1089:PHE:HE2	1.65	0.60
2:F:42:LYS:HA	2:F:87:ALA:HB1	1.82	0.60
1:A:287:ASP:OD1	1:A:288:ALA:N	2.34	0.60
1:A:353:TRP:O	1:A:466:ARG:NH2	2.35	0.60
1:C:371:SER:HB3	1:C:374:PHE:HE2	1.67	0.60
1:C:403:ARG:HG3	1:C:505:TYR:HA	1.84	0.60
1:B:104:TRP:HB3	1:B:106:PHE:CE1	2.36	0.60
1:C:377:PHE:CD1	1:C:434:ILE:HG12	2.36	0.60
1:A:110:LEU:HD22	1:A:237:ARG:HH12	1.67	0.60
1:B:353:TRP:HZ3	1:B:355:ARG:HB2	1.66	0.60
1:B:416:GLY:HA2	2:H:63:SER:OG	2.00	0.60
1:C:403:ARG:HD2	1:C:505:TYR:HD1	1.65	0.60
2:H:50:LEU:HD11	2:H:89:TYR:HD1	1.66	0.60
1:A:104:TRP:HB3	1:A:106:PHE:CE1	2.36	0.60
1:B:422:ASN:HB3	1:B:454:ARG:H	1.66	0.60
1:C:143:VAL:O	1:C:245:HIS:HA	2.02	0.60
1:C:802:PHE:HD1	1:C:805:ILE:HD11	1.65	0.60
1:C:978:ASN:O	1:C:982:SER:N	2.21	0.60
3:I:6:GLU:HG2	3:I:96:CYS:SG	2.41	0.60
1:A:446:GLY:CA	2:D:95:LYS:HA	2.31	0.60
1:B:982:SER:O	1:C:386:LYS:HG3	2.01	0.60
3:I:30:THR:O	3:I:53:SER:OG	2.15	0.60
1:A:422:ASN:HB3	1:A:454:ARG:H	1.66	0.60
1:B:392:PHE:HD1	1:B:517:LEU:HA	1.67	0.60
1:B:709:ASN:ND2	5:B:1309:NAG:O7	2.35	0.60
1:B:739:THR:OG1	1:B:760:CYS:SG	2.57	0.60
3:E:20:LEU:N	3:E:81:LEU:O	2.34	0.59
1:A:131:CYS:HB2	1:A:133:PHE:CE2	2.38	0.59
1:A:134:GLN:HB3	1:A:161:SER:OG	2.01	0.59
1:B:786:LYS:HG3	1:B:787:GLN:H	1.66	0.59
1:C:825:LYS:HE2	1:C:939:SER:HA	1.84	0.59
1:A:144:TYR:CD2	1:A:152:TRP:HD1	2.19	0.59
1:A:817:PHE:O	1:A:820:ASP:N	2.35	0.59
1:B:131:CYS:HB2	1:B:133:PHE:CE2	2.38	0.59
1:B:287:ASP:OD1	1:B:288:ALA:N	2.34	0.59
1:C:96:GLU:HB2	1:C:188:ASN:HB2	1.83	0.59
3:E:22:CYS:HB3	3:E:79:LEU:HB3	1.84	0.59
1:B:353:TRP:O	1:B:466:ARG:NH2	2.35	0.59
1:C:403:ARG:NH2	1:C:406:GLU:OE2	2.36	0.59
1:A:599:THR:OG1	1:A:600:PRO:O	2.20	0.59
1:A:739:THR:OG1	1:A:760:CYS:SG	2.57	0.59

Continued on next page...

Continued from previous page...

Atom-1	Atom-2	Interatomic distance (Å)	Clash overlap (Å)
1:B:90:VAL:HG12	1:B:91:TYR:O	2.01	0.59
1:C:328:ARG:HG3	1:C:579:PRO:HG2	1.85	0.59
2:F:89:TYR:HB2	2:F:105:THR:HB	1.83	0.59
2:H:47:PRO:HB2	3:I:110:TRP:CE2	2.37	0.59
2:D:10:LEU:O	2:D:108:GLU:N	2.34	0.59
1:A:392:PHE:HD1	1:A:517:LEU:HA	1.67	0.59
1:B:599:THR:OG1	1:B:600:PRO:O	2.20	0.59
1:C:349:SER:OG	1:C:450:ASN:O	2.21	0.59
2:F:10:LEU:O	2:F:108:GLU:N	2.34	0.59
4:T:1:NAG:O6	4:T:2:NAG:N2	2.36	0.59
1:B:873:TYR:O	1:B:876:ALA:N	2.36	0.59
1:C:906:PHE:O	1:C:909:ILE:N	2.35	0.59
1:C:63:THR:HG22	1:C:65:PHE:CE1	2.37	0.59
1:C:324:GLU:CG	1:C:325:SER:H	2.14	0.59
1:C:498:GLN:H	1:C:501:ASN:HD21	1.51	0.59
1:B:316:SER:OG	1:B:317:ASN:N	2.35	0.59
1:B:455:LEU:N	1:B:491:PRO:O	2.35	0.59
1:A:38:TYR:CE2	1:A:222:ALA:HB1	2.38	0.58
1:B:110:LEU:HD22	1:B:237:ARG:HH12	1.67	0.58
1:B:127:VAL:HG22	1:B:171:VAL:HG22	1.84	0.58
1:C:898:PHE:O	1:C:901:GLN:N	2.20	0.58
1:A:136:CYS:HB2	1:A:139:PRO:HG3	1.85	0.58
1:A:709:ASN:ND2	5:A:1309:NAG:O7	2.35	0.58
1:A:786:LYS:HG3	1:A:787:GLN:H	1.66	0.58
1:B:136:CYS:HB2	1:B:139:PRO:HG3	1.85	0.58
1:B:136:CYS:SG	1:B:160:TYR:N	2.75	0.58
1:C:503:VAL:HG23	3:I:31:ASN:HA	1.86	0.58
2:H:6:GLN:O	2:H:103:GLN:NE2	2.36	0.58
1:A:908:GLY:O	1:A:1038:LYS:NZ	2.36	0.58
1:A:136:CYS:SG	1:A:160:TYR:N	2.75	0.58
1:C:65:PHE:HD2	1:C:265:TYR:CZ	2.22	0.58
3:G:22:CYS:HB3	3:G:79:LEU:HB3	1.84	0.58
3:I:22:CYS:HB3	3:I:79:LEU:HB3	1.84	0.58
1:A:30:ASN:HB3	1:A:32:PHE:CE1	2.38	0.58
1:A:452:LEU:HA	1:A:494:SER:HA	1.85	0.58
1:C:1088:HIS:CE1	1:C:1122:VAL:HG22	2.39	0.58
1:B:869:MET:O	1:B:872:GLN:N	2.36	0.58
1:C:929:SER:O	1:C:932:GLY:N	2.33	0.58
1:A:873:TYR:O	1:A:876:ALA:N	2.36	0.58
3:E:30:THR:O	3:E:53:SER:OG	2.15	0.58
3:E:93:VAL:HG22	3:E:115:LEU:HD23	1.86	0.58

Continued on next page...

Continued from previous page...

Atom-1	Atom-2	Interatomic distance (Å)	Clash overlap (Å)
1:A:327:VAL:O	1:A:531:THR:N	2.30	0.58
1:C:825:LYS:CE	1:C:939:SER:HA	2.33	0.58
1:A:374:PHE:HZ	5:A:1305:NAG:H83	1.69	0.58
1:B:30:ASN:HB3	1:B:32:PHE:CE1	2.38	0.58
2:D:6:GLN:O	2:D:103:GLN:NE2	2.36	0.58
2:F:6:GLN:O	2:F:103:GLN:NE2	2.36	0.58
1:A:365:TYR:O	1:A:369:TYR:N	2.33	0.57
1:A:1039:ARG:NE	1:C:1031:GLU:OE2	2.26	0.57
1:C:186:PHE:HZ	1:C:263:ALA:N	2.01	0.57
3:I:37:VAL:HG22	3:I:47:TRP:HA	1.87	0.57
1:A:455:LEU:N	1:A:491:PRO:O	2.35	0.57
1:B:34:ARG:NE	1:B:219:GLY:O	2.37	0.57
1:C:112:SER:HB2	1:C:134:GLN:CB	2.28	0.57
1:C:139:PRO:HB3	1:C:159:VAL:HG13	1.86	0.57
1:C:191:GLU:O	1:C:205:SER:HA	2.04	0.57
3:E:20:LEU:HD12	3:E:81:LEU:HD23	1.86	0.57
1:A:457:ARG:NE	1:A:467:ASP:OD2	2.37	0.57
1:B:393:THR:HG22	1:B:522:ALA:HA	1.86	0.57
1:B:452:LEU:HA	1:B:494:SER:HA	1.85	0.57
1:B:457:ARG:NE	1:B:467:ASP:OD2	2.37	0.57
1:C:126:VAL:HG12	1:C:127:VAL:N	2.18	0.57
1:C:454:ARG:HD3	1:C:457:ARG:HB2	1.86	0.57
1:C:498:GLN:H	1:C:501:ASN:ND2	2.01	0.57
3:G:93:VAL:HG22	3:G:115:LEU:HD23	1.86	0.57
3:I:93:VAL:HG22	3:I:115:LEU:HD23	1.86	0.57
1:A:334:ASN:OD1	1:A:335:LEU:N	2.38	0.57
2:F:56:ASN:OD1	2:F:57:GLN:N	2.38	0.57
1:A:110:LEU:HG	1:A:135:PHE:CE2	2.39	0.57
1:A:894:LEU:HD13	1:B:715:PRO:HD3	1.85	0.57
1:B:908:GLY:O	1:B:1038:LYS:NZ	2.37	0.57
1:B:983:ARG:HG3	1:C:382:VAL:HA	1.85	0.57
1:A:34:ARG:NE	1:A:219:GLY:O	2.37	0.57
1:A:393:THR:HG22	1:A:522:ALA:HA	1.86	0.57
1:A:41:LYS:O	1:B:564:GLN:N	2.25	0.57
1:A:127:VAL:HG22	1:A:171:VAL:HG22	1.84	0.57
1:C:534:VAL:HG11	1:C:537:LYS:HE2	1.87	0.57
1:A:159:VAL:HB	1:A:160:TYR:HD2	1.69	0.57
1:A:437:ASN:HB3	1:A:508:TYR:CE1	2.40	0.57
1:C:360:ASN:H	1:C:523:THR:HB	1.70	0.57
1:A:32:PHE:HB3	1:A:218:GLN:HG3	1.87	0.57
1:C:454:ARG:HA	1:C:492:LEU:HD23	1.87	0.57

Continued on next page...

Continued from previous page...

Atom-1	Atom-2	Interatomic distance (Å)	Clash overlap (Å)
2:F:35:PHE:CE2	2:F:95:LYS:HB2	2.40	0.57
3:I:20:LEU:HD12	3:I:81:LEU:HD23	1.86	0.57
1:B:334:ASN:OD1	1:B:335:LEU:N	2.38	0.56
1:C:141:LEU:O	1:C:244:LEU:N	2.35	0.56
3:E:37:VAL:HG22	3:E:47:TRP:HA	1.86	0.56
2:F:81:LEU:HB3	2:F:109:ILE:HD11	1.86	0.56
2:H:35:PHE:CE2	2:H:95:LYS:HB2	2.40	0.56
3:I:41:PRO:HD3	3:I:92:ALA:HA	1.87	0.56
1:B:417:LYS:HD2	1:B:453:TYR:CE1	2.41	0.56
2:D:35:PHE:CE2	2:D:95:LYS:HB2	2.40	0.56
3:G:20:LEU:HD12	3:G:81:LEU:HD23	1.86	0.56
1:A:200:TYR:CD1	1:A:230:PRO:CB	2.83	0.56
1:B:41:LYS:HB3	1:C:563:GLN:HA	1.86	0.56
1:B:110:LEU:HG	1:B:135:PHE:CE2	2.39	0.56
1:B:374:PHE:HZ	5:B:1305:NAG:H83	1.69	0.56
1:B:747:THR:O	1:B:750:SER:N	2.39	0.56
1:C:316:SER:OG	1:C:317:ASN:N	2.38	0.56
3:G:15:GLY:N	3:G:86:LEU:O	2.39	0.56
2:H:56:ASN:OD1	2:H:57:GLN:N	2.38	0.56
1:A:747:THR:O	1:A:750:SER:N	2.39	0.56
1:B:401:VAL:HG21	1:B:451:TYR:CZ	2.39	0.56
1:B:437:ASN:HB3	1:B:508:TYR:CE1	2.40	0.56
1:C:1091:ARG:N	1:C:1119:ASN:O	2.32	0.56
3:G:41:PRO:HD3	3:G:92:ALA:HA	1.87	0.56
1:A:316:SER:OG	1:A:317:ASN:N	2.35	0.56
1:A:401:VAL:HG21	1:A:451:TYR:CZ	2.39	0.56
1:B:309:GLU:OE1	1:B:309:GLU:N	2.26	0.56
1:B:454:ARG:HD3	1:B:457:ARG:HB3	1.88	0.56
1:C:377:PHE:HD1	1:C:434:ILE:HG12	1.70	0.56
1:C:505:TYR:HD2	3:I:102:GLY:H	1.51	0.56
1:B:159:VAL:HB	1:B:160:TYR:HD2	1.69	0.56
1:B:503:VAL:HG23	3:G:31:ASN:HA	1.88	0.56
3:E:41:PRO:HD3	3:E:92:ALA:HA	1.87	0.56
2:F:2:ILE:HA	2:F:97:VAL:HG21	1.87	0.56
1:A:421:TYR:HD1	1:A:457:ARG:H	1.54	0.56
1:A:532:ASN:OD1	1:A:533:LEU:N	2.32	0.56
1:B:327:VAL:O	1:B:531:THR:N	2.30	0.56
1:B:455:LEU:H	1:B:492:LEU:HA	1.70	0.56
1:C:490:PHE:CD1	1:C:491:PRO:HD2	2.41	0.56
3:E:36:TRP:CE2	3:E:81:LEU:HB2	2.41	0.56
1:A:709:ASN:OD1	1:A:709:ASN:N	2.39	0.56

Continued on next page...

Continued from previous page...

Atom-1	Atom-2	Interatomic distance (Å)	Clash overlap (Å)
1:B:32:PHE:HB3	1:B:218:GLN:HG3	1.87	0.56
1:B:532:ASN:OD1	1:B:533:LEU:N	2.32	0.56
2:D:81:LEU:HB3	2:D:109:ILE:HD11	1.86	0.56
3:G:36:TRP:CE2	3:G:81:LEU:HB2	2.41	0.56
3:G:37:VAL:HG22	3:G:47:TRP:HA	1.87	0.56
1:A:143:VAL:HA	1:A:151:SER:HB2	1.88	0.56
1:B:143:VAL:HA	1:B:151:SER:HB2	1.88	0.56
1:C:329:PHE:HE2	1:C:528:LYS:HB2	1.71	0.56
1:C:958:ALA:O	1:C:962:LEU:N	2.32	0.56
2:H:81:LEU:HB3	2:H:109:ILE:HD11	1.86	0.56
1:A:97:LYS:HE2	1:A:186:PHE:HE1	1.72	0.55
1:A:201:PHE:HE2	1:A:203:ILE:HG13	1.71	0.55
1:A:417:LYS:HD2	1:A:453:TYR:CE1	2.41	0.55
1:A:455:LEU:H	1:A:492:LEU:HA	1.70	0.55
1:A:473:TYR:N	1:A:489:TYR:O	2.39	0.55
1:C:99:ASN:HB3	1:C:102:ARG:HH21	1.71	0.55
1:C:329:PHE:CE2	1:C:528:LYS:HB2	2.41	0.55
1:A:503:VAL:HG23	3:E:31:ASN:HA	1.86	0.55
1:B:202:LYS:HD3	1:B:204:TYR:OH	2.07	0.55
1:B:618:THR:OG1	1:B:619:GLU:OE1	2.24	0.55
1:B:643:PHE:CD1	1:B:655:HIS:HB2	2.41	0.55
1:C:388:ASN:HB3	1:C:527:PRO:HD2	1.87	0.55
1:B:473:TYR:N	1:B:489:TYR:O	2.38	0.55
1:C:97:LYS:HG3	1:C:98:SER:H	1.71	0.55
3:E:6:GLU:H	3:E:112:GLN:HE22	1.54	0.55
3:G:94:TYR:O	3:G:114:THR:N	2.40	0.55
1:B:969:ASN:O	1:B:972:ALA:N	2.38	0.55
1:C:323:THR:HG21	1:C:537:LYS:HE3	1.89	0.55
3:I:36:TRP:CE2	3:I:81:LEU:HB2	2.41	0.55
1:A:290:ASP:O	1:A:297:SER:HB3	2.07	0.55
1:C:63:THR:HG22	1:C:65:PHE:HE1	1.72	0.55
2:D:2:ILE:HA	2:D:97:VAL:HG21	1.87	0.55
3:E:39:GLN:HB2	3:E:45:LEU:HD23	1.89	0.55
3:G:6:GLU:H	3:G:112:GLN:HE22	1.54	0.55
2:H:2:ILE:HA	2:H:97:VAL:HG21	1.87	0.55
1:A:202:LYS:HD3	1:A:204:TYR:OH	2.07	0.55
1:B:109:THR:O	1:B:237:ARG:NH2	2.40	0.55
1:C:216:LEU:HG	1:C:266:TYR:CE1	2.41	0.55
2:H:5:THR:O	2:H:23:ARG:N	2.27	0.55
1:B:195:LYS:HE3	1:B:202:LYS:HD2	1.89	0.55
1:C:344:ALA:HB3	1:C:347:PHE:CE1	2.40	0.55

Continued on next page...

Continued from previous page...

Atom-1	Atom-2	Interatomic distance (Å)	Clash overlap (Å)
3:G:98:ARG:HH21	3:G:109:TYR:HD2	1.54	0.55
2:H:10:LEU:O	2:H:108:GLU:N	2.34	0.55
1:A:643:PHE:CD1	1:A:655:HIS:HB2	2.41	0.55
1:B:110:LEU:HG	1:B:135:PHE:CD2	2.42	0.55
1:B:201:PHE:HE2	1:B:203:ILE:HG13	1.71	0.55
1:B:314:GLN:HE21	1:B:317:ASN:HD21	1.54	0.55
1:B:792:PRO:O	1:B:795:LYS:NZ	2.26	0.55
1:C:120:VAL:HG12	1:C:121:ASN:H	1.71	0.55
1:C:324:GLU:HG2	1:C:325:SER:N	2.17	0.55
2:D:37:ASN:HA	2:D:52:TYR:HA	1.89	0.55
3:I:6:GLU:H	3:I:112:GLN:HE22	1.54	0.55
1:A:109:THR:O	1:A:237:ARG:NH2	2.40	0.55
1:B:97:LYS:HE2	1:B:186:PHE:HE1	1.71	0.55
1:C:886:TRP:HB2	1:C:1034:LEU:O	2.07	0.55
3:I:15:GLY:N	3:I:86:LEU:O	2.39	0.55
1:A:353:TRP:CZ3	1:A:355:ARG:HB2	2.42	0.55
1:C:353:TRP:CZ3	1:C:355:ARG:HB2	2.38	0.55
1:A:110:LEU:HG	1:A:135:PHE:CD2	2.42	0.54
1:A:1032:CYS:SG	1:A:1048:HIS:NE2	2.80	0.54
1:B:143:VAL:HG22	1:B:151:SER:HB2	1.89	0.54
1:B:421:TYR:HD1	1:B:457:ARG:H	1.54	0.54
1:C:143:VAL:HB	1:C:244:LEU:O	2.07	0.54
2:H:41:GLN:HA	2:H:47:PRO:HA	1.89	0.54
3:I:17:SER:HA	3:I:83:MET:O	2.08	0.54
1:A:410:ILE:HG23	1:A:425:LEU:HD21	1.89	0.54
3:I:36:TRP:HE1	3:I:79:LEU:HG	1.73	0.54
1:A:131:CYS:HB2	1:A:133:PHE:HE2	1.73	0.54
1:B:424:LYS:HB2	1:B:461:LEU:HB2	1.90	0.54
1:C:555:SER:OG	1:C:584:ILE:O	2.18	0.54
1:C:578:ASP:HB3	1:C:581:THR:O	2.07	0.54
1:A:869:MET:O	1:A:872:GLN:N	2.36	0.54
1:C:171:VAL:HG12	1:C:172:SER:N	2.22	0.54
1:C:310:LYS:NZ	1:C:663:ASP:OD1	2.34	0.54
1:C:333:THR:O	1:C:362:VAL:N	2.40	0.54
3:I:39:GLN:HB2	3:I:45:LEU:HD23	1.89	0.54
2:F:41:GLN:HE22	3:G:39:GLN:HG2	1.73	0.54
1:A:314:GLN:HE21	1:A:317:ASN:HD21	1.54	0.54
1:A:454:ARG:HD3	1:A:457:ARG:HB3	1.88	0.54
2:F:49:LEU:HD21	2:F:57:GLN:NE2	2.23	0.54
1:A:195:LYS:HE3	1:A:202:LYS:HD2	1.88	0.54
1:A:294:ASP:OD1	1:A:294:ASP:N	2.41	0.54

Continued on next page...

Continued from previous page...

Atom-1	Atom-2	Interatomic distance (Å)	Clash overlap (Å)
1:A:454:ARG:HA	1:A:492:LEU:HA	1.90	0.54
1:B:131:CYS:HB2	1:B:133:PHE:HE2	1.73	0.54
1:C:934:ILE:O	1:C:938:LEU:N	2.34	0.54
2:D:41:GLN:HA	2:D:47:PRO:HA	1.89	0.54
2:D:52:TYR:HB3	3:E:106:THR:HG22	1.90	0.54
3:E:98:ARG:HH21	3:E:109:TYR:HD2	1.54	0.54
3:I:98:ARG:HH21	3:I:109:TYR:HD2	1.54	0.54
1:A:442:ASP:HB3	1:A:451:TYR:HE2	1.73	0.54
1:B:290:ASP:O	1:B:297:SER:HB3	2.07	0.54
1:B:530:SER:OG	1:B:580:GLN:NE2	2.41	0.54
1:C:338:PHE:CE2	1:C:363:ALA:HB1	2.43	0.54
1:C:1085:GLY:HA2	1:C:1126:CYS:SG	2.48	0.54
3:E:15:GLY:N	3:E:86:LEU:O	2.39	0.54
3:G:36:TRP:HE1	3:G:79:LEU:HG	1.73	0.54
1:A:1097:SER:HB2	1:A:1102:TRP:CD2	2.43	0.54
1:B:1032:CYS:SG	1:B:1048:HIS:NE2	2.80	0.54
3:G:20:LEU:HD12	3:G:81:LEU:HB3	1.90	0.54
1:A:143:VAL:HG22	1:A:151:SER:HB2	1.89	0.54
1:A:660:TYR:HE2	1:A:675:GLN:HE22	1.56	0.54
1:B:1097:SER:HB2	1:B:1102:TRP:CD2	2.43	0.54
1:C:434:ILE:HG22	1:C:435:ALA:H	1.71	0.54
1:C:970:PHE:CD2	1:C:999:GLY:HA3	2.43	0.54
1:C:986:PRO:O	1:C:990:GLU:HG2	2.08	0.54
2:F:37:ASN:HA	2:F:52:TYR:HA	1.89	0.54
3:G:17:SER:HA	3:G:83:MET:O	2.08	0.54
1:C:726:ILE:HD13	1:C:945:LEU:HD23	1.90	0.53
2:F:68:SER:O	2:F:75:SER:N	2.40	0.53
3:G:30:THR:O	3:G:53:SER:OG	2.15	0.53
1:A:537:LYS:O	1:A:539:VAL:HG13	2.08	0.53
1:B:200:TYR:CD1	1:B:230:PRO:CB	2.82	0.53
1:B:353:TRP:CZ3	1:B:355:ARG:HB2	2.42	0.53
1:B:709:ASN:N	1:B:709:ASN:OD1	2.39	0.53
1:C:332:ILE:O	1:C:334:ASN:N	2.41	0.53
1:C:587:ILE:HG22	1:C:588:THR:N	2.23	0.53
2:D:49:LEU:HD21	2:D:57:GLN:NE2	2.23	0.53
3:E:94:TYR:O	3:E:114:THR:N	2.40	0.53
1:A:110:LEU:HD13	1:A:237:ARG:NH2	2.23	0.53
1:A:189:LEU:N	1:A:208:THR:O	2.42	0.53
1:B:189:LEU:N	1:B:208:THR:O	2.42	0.53
1:B:660:TYR:HE2	1:B:675:GLN:HE22	1.56	0.53
1:C:266:TYR:O	1:C:267:VAL:HG23	2.08	0.53

Continued on next page...

Continued from previous page...

Atom-1	Atom-2	Interatomic distance (Å)	Clash overlap (Å)
3:E:36:TRP:HE1	3:E:79:LEU:HG	1.73	0.53
2:F:38:TRP:CE2	2:F:76:LEU:HB2	2.43	0.53
2:H:37:ASN:HA	2:H:52:TYR:HA	1.89	0.53
3:I:20:LEU:HD12	3:I:81:LEU:HB3	1.90	0.53
1:A:106:PHE:HB3	1:A:235:ILE:HD13	1.91	0.53
1:B:204:TYR:HB3	1:B:223:LEU:HB3	1.89	0.53
1:B:442:ASP:HB3	1:B:451:TYR:HE2	1.73	0.53
1:B:645:THR:HG1	1:B:648:GLY:H	1.53	0.53
1:B:982:SER:HA	1:C:386:LYS:HE2	1.89	0.53
1:C:120:VAL:HG12	1:C:121:ASN:N	2.23	0.53
2:D:38:TRP:CE2	2:D:76:LEU:HB2	2.43	0.53
3:I:94:TYR:O	3:I:114:THR:N	2.40	0.53
1:A:645:THR:HG1	1:A:648:GLY:H	1.55	0.53
1:B:106:PHE:HB3	1:B:235:ILE:HD13	1.91	0.53
3:E:17:SER:HA	3:E:83:MET:O	2.08	0.53
2:F:41:GLN:HA	2:F:47:PRO:HA	1.89	0.53
1:A:359:SER:HA	1:A:524:VAL:HG23	1.91	0.53
1:C:567:ARG:NH1	1:C:571:ASP:OD1	2.41	0.53
1:C:616:ASN:O	1:C:618:THR:N	2.42	0.53
1:C:618:THR:OG1	1:C:619:GLU:OE1	2.27	0.53
3:E:32:TYR:CD2	3:E:98:ARG:HD2	2.44	0.53
2:H:38:TRP:CE2	2:H:76:LEU:HB2	2.44	0.53
1:A:530:SER:OG	1:A:580:GLN:NE2	2.41	0.53
1:A:969:ASN:O	1:A:972:ALA:N	2.38	0.53
1:A:1039:ARG:HB3	1:C:1031:GLU:OE2	2.09	0.53
1:B:454:ARG:HA	1:B:492:LEU:HA	1.90	0.53
1:C:1019:ARG:NH2	1:C:1023:ASN:OD1	2.33	0.53
2:D:64:ARG:O	2:D:78:ILE:HA	2.09	0.53
2:F:40:GLN:HB2	2:F:50:LEU:HD11	1.91	0.53
3:G:32:TYR:CD2	3:G:98:ARG:HD2	2.44	0.53
3:G:39:GLN:HB2	3:G:45:LEU:HD23	1.89	0.53
1:B:110:LEU:HD13	1:B:237:ARG:NH2	2.23	0.53
1:C:1097:SER:HB2	1:C:1102:TRP:CE3	2.44	0.53
1:A:454:ARG:NH2	1:A:467:ASP:O	2.42	0.53
1:A:612:TYR:CE2	1:A:651:ILE:HD12	2.44	0.53
1:A:978:ASN:O	1:A:982:SER:N	2.36	0.53
1:A:1031:GLU:OE2	1:B:1039:ARG:NE	2.30	0.53
1:B:462:LYS:HB2	1:B:465:GLU:OE1	2.09	0.53
1:B:612:TYR:CE2	1:B:651:ILE:HD12	2.44	0.53
3:E:47:TRP:CZ2	3:E:50:GLU:HB2	2.44	0.53
2:H:36:MET:SD	2:H:93:GLN:HA	2.49	0.53

Continued on next page...

Continued from previous page...

Atom-1	Atom-2	Interatomic distance (Å)	Clash overlap (Å)
1:A:342:PHE:HE1	1:A:511:VAL:HB	1.74	0.53
1:C:342:PHE:HE1	1:C:511:VAL:HG21	1.72	0.53
1:C:1103:PHE:CE1	1:C:1114:ILE:HD13	2.44	0.53
2:H:49:LEU:HD21	2:H:57:GLN:NE2	2.23	0.53
3:I:47:TRP:CZ2	3:I:50:GLU:HB2	2.44	0.53
1:B:122:ASN:OD1	1:B:122:ASN:N	2.41	0.52
1:B:342:PHE:HE1	1:B:511:VAL:HB	1.74	0.52
1:B:748:GLU:OE1	1:B:748:GLU:N	2.32	0.52
1:C:333:THR:HB	1:C:362:VAL:HB	1.92	0.52
1:C:612:TYR:CE2	1:C:651:ILE:HD12	2.43	0.52
2:D:56:ASN:OD1	2:D:57:GLN:N	2.38	0.52
2:F:36:MET:SD	2:F:93:GLN:HA	2.49	0.52
2:H:18:ALA:HB1	2:H:107:VAL:HG21	1.91	0.52
1:B:139:PRO:HB3	1:B:159:VAL:HA	1.90	0.52
3:E:20:LEU:HD12	3:E:81:LEU:HB3	1.90	0.52
1:A:36:VAL:HB	1:A:220:PHE:CE1	2.44	0.52
1:A:139:PRO:HB3	1:A:159:VAL:HA	1.90	0.52
1:B:212:LEU:HD23	1:B:215:ASP:O	2.10	0.52
2:D:47:PRO:HB2	3:E:110:TRP:CD2	2.45	0.52
3:G:67:ARG:NH1	3:G:85:SER:OG	2.43	0.52
1:A:42:VAL:HG22	1:B:565:PHE:HD2	1.74	0.52
1:B:231:ILE:HD12	1:B:233:ILE:HD12	1.92	0.52
1:B:410:ILE:HG23	1:B:425:LEU:HD21	1.89	0.52
1:B:505:TYR:HE2	3:G:101:TYR:HB3	1.73	0.52
1:C:144:TYR:C	1:C:152:TRP:HD1	2.13	0.52
1:C:419:ALA:O	1:C:424:LYS:HD3	2.10	0.52
1:C:786:LYS:HG3	1:C:787:GLN:N	2.24	0.52
3:G:47:TRP:CZ2	3:G:50:GLU:HB2	2.44	0.52
3:G:52:SER:HB3	3:G:57:TYR:HB2	1.92	0.52
3:I:32:TYR:CD2	3:I:98:ARG:HD2	2.44	0.52
1:A:424:LYS:HB2	1:A:461:LEU:HB2	1.89	0.52
1:A:1043:CYS:HB3	1:A:1048:HIS:CD2	2.45	0.52
1:B:41:LYS:HG2	1:C:562:PHE:CD1	2.45	0.52
1:B:231:ILE:HG13	1:B:232:GLY:H	1.74	0.52
1:B:294:ASP:OD1	1:B:294:ASP:N	2.41	0.52
1:B:454:ARG:NH2	1:B:467:ASP:O	2.42	0.52
1:C:153:MET:C	1:C:155:SER:N	2.63	0.52
1:C:990:GLU:O	1:C:994:ASP:N	2.38	0.52
2:F:18:ALA:HB1	2:F:107:VAL:HG21	1.91	0.52
1:A:142:GLY:HA3	1:A:156:GLU:CB	2.40	0.52
1:B:99:ASN:HB3	1:B:102:ARG:HH21	1.75	0.52

Continued on next page...

Continued from previous page...

Atom-1	Atom-2	Interatomic distance (Å)	Clash overlap (Å)
1:C:326:ILE:H	1:C:541:PHE:HA	1.73	0.52
1:C:600:PRO:HG3	1:C:674:TYR:CD1	2.44	0.52
2:D:18:ALA:HB1	2:D:107:VAL:HG21	1.91	0.52
3:E:29:PHE:CE1	3:E:34:MET:HG3	2.45	0.52
3:G:29:PHE:CE1	3:G:34:MET:HG3	2.45	0.52
2:H:64:ARG:O	2:H:78:ILE:HA	2.09	0.52
1:B:537:LYS:O	1:B:539:VAL:HG13	2.08	0.52
1:B:726:ILE:HG12	1:B:1061:VAL:HG22	1.92	0.52
1:C:455:LEU:HD22	1:C:493:GLN:HB2	1.91	0.52
1:C:709:ASN:HD22	5:C:1308:NAG:C7	2.22	0.52
2:D:40:GLN:HB2	2:D:50:LEU:HD11	1.91	0.52
3:E:52:SER:HB3	3:E:57:TYR:HB2	1.91	0.52
1:A:618:THR:OG1	1:A:619:GLU:OE1	2.24	0.52
1:A:655:HIS:CD2	1:A:656:VAL:N	2.78	0.52
1:C:27:ALA:O	1:C:64:TRP:HB3	2.09	0.52
1:C:122:ASN:OD1	5:C:1302:NAG:C7	2.58	0.52
1:C:168:PHE:CD2	1:C:169:GLU:N	2.78	0.52
1:C:577:ARG:HD2	1:C:582:LEU:HB3	1.92	0.52
1:A:309:GLU:OE1	1:A:309:GLU:N	2.26	0.52
1:A:726:ILE:HG12	1:A:1061:VAL:HG22	1.92	0.52
1:B:403:ARG:NE	1:B:406:GLU:HG3	2.25	0.52
1:B:655:HIS:CD2	1:B:656:VAL:N	2.78	0.52
1:B:880:GLY:O	1:B:884:SER:OG	2.11	0.52
1:B:1043:CYS:HB3	1:B:1048:HIS:CD2	2.45	0.52
1:C:364:ASP:OD2	1:C:366:SER:N	2.42	0.52
1:C:542:ASN:OD1	1:C:545:GLY:N	2.38	0.52
3:E:22:CYS:O	3:E:78:THR:HA	2.10	0.52
3:E:67:ARG:NH1	3:E:85:SER:OG	2.43	0.52
2:F:38:TRP:HB2	2:F:51:ILE:HB	1.92	0.52
2:H:40:GLN:HB2	2:H:50:LEU:HD11	1.91	0.52
1:A:96:GLU:OE2	1:A:263:ALA:HB1	2.10	0.52
1:A:231:ILE:HG13	1:A:232:GLY:H	1.74	0.52
1:A:403:ARG:HE	1:A:406:GLU:HG3	1.75	0.52
1:B:142:GLY:HA3	1:B:156:GLU:CB	2.40	0.52
1:B:866:THR:O	1:B:869:MET:N	2.43	0.52
1:C:65:PHE:HD2	1:C:265:TYR:OH	1.89	0.52
1:C:87:ASN:HD22	1:C:269:TYR:HB3	1.75	0.52
1:C:153:MET:C	1:C:155:SER:H	2.13	0.52
2:D:38:TRP:HB2	2:D:51:ILE:HB	1.92	0.52
2:F:64:ARG:O	2:F:78:ILE:HA	2.09	0.52
2:F:66:SER:O	2:F:77:THR:N	2.40	0.52

Continued on next page...

Continued from previous page...

Atom-1	Atom-2	Interatomic distance (Å)	Clash overlap (Å)
3:I:29:PHE:CE1	3:I:34:MET:HG3	2.45	0.52
1:A:36:VAL:CG2	1:A:220:PHE:HE1	2.22	0.51
1:A:231:ILE:HG13	1:A:232:GLY:N	2.25	0.51
1:B:342:PHE:HE2	1:B:368:LEU:HG	1.75	0.51
1:C:109:THR:OG1	1:C:114:THR:HG22	2.10	0.51
1:C:393:THR:HG22	1:C:522:ALA:HA	1.92	0.51
1:C:1043:CYS:HB3	1:C:1048:HIS:CD2	2.44	0.51
3:I:67:ARG:NH1	3:I:85:SER:OG	2.42	0.51
1:A:231:ILE:HD12	1:A:233:ILE:HD12	1.92	0.51
1:A:403:ARG:NE	1:A:406:GLU:HG3	2.25	0.51
1:B:41:LYS:HD3	1:C:563:GLN:HA	1.92	0.51
1:B:490:PHE:HE2	1:B:492:LEU:HB2	1.74	0.51
1:B:600:PRO:HG3	1:B:674:TYR:CD1	2.45	0.51
1:C:240:THR:OG1	1:C:241:LEU:N	2.41	0.51
1:C:337:PRO:HG2	1:C:358:ILE:CD1	2.36	0.51
3:G:22:CYS:O	3:G:78:THR:HA	2.10	0.51
1:A:212:LEU:HD23	1:A:215:ASP:O	2.10	0.51
1:A:498:GLN:H	1:A:501:ASN:HD21	1.59	0.51
1:A:866:THR:O	1:A:869:MET:N	2.43	0.51
1:B:106:PHE:HD1	1:B:238:PHE:HB2	1.74	0.51
1:B:317:ASN:HD22	1:B:594:GLY:HA2	1.76	0.51
1:B:371:SER:HB3	1:B:374:PHE:CE2	2.46	0.51
1:C:127:VAL:O	1:C:128:ILE:HG13	2.09	0.51
1:C:709:ASN:N	1:C:709:ASN:OD1	2.42	0.51
1:C:747:THR:O	1:C:751:ASN:ND2	2.43	0.51
2:D:30:ASN:HB2	2:D:35:PHE:CB	2.40	0.51
2:D:36:MET:SD	2:D:93:GLN:HA	2.49	0.51
3:I:52:SER:HB3	3:I:57:TYR:HB2	1.91	0.51
1:A:462:LYS:HB2	1:A:465:GLU:OE1	2.09	0.51
1:B:231:ILE:HG13	1:B:232:GLY:N	2.25	0.51
1:B:498:GLN:H	1:B:501:ASN:HD21	1.59	0.51
1:B:763:LEU:O	1:B:766:ALA:N	2.43	0.51
1:C:448:ASN:HD21	1:C:450:ASN:ND2	2.08	0.51
1:C:564:GLN:HG3	1:C:565:PHE:CD1	2.46	0.51
1:A:328:ARG:HB3	1:A:543:PHE:CD1	2.46	0.51
1:A:371:SER:HB3	1:A:374:PHE:CE2	2.46	0.51
1:B:280:ASN:ND2	5:B:1303:NAG:H82	2.25	0.51
1:C:570:ALA:HB3	1:C:572:THR:HG23	1.93	0.51
3:E:11:LEU:HA	3:E:117:THR:O	2.11	0.51
3:I:11:LEU:HA	3:I:117:THR:O	2.11	0.51
1:A:141:LEU:O	1:A:243:ALA:HA	2.11	0.51

Continued on next page...

Continued from previous page...

Atom-1	Atom-2	Interatomic distance (Å)	Clash overlap (Å)
1:A:317:ASN:HD22	1:A:594:GLY:HA2	1.76	0.51
1:B:423:TYR:HA	1:B:461:LEU:HD12	1.92	0.51
1:B:755:GLN:HB3	1:C:969:ASN:HB2	1.93	0.51
2:H:38:TRP:HB2	2:H:51:ILE:HB	1.92	0.51
2:H:68:SER:O	2:H:75:SER:N	2.40	0.51
1:A:36:VAL:HG21	1:A:220:PHE:HE1	1.76	0.51
1:A:112:SER:HA	1:A:133:PHE:O	2.11	0.51
1:A:299:THR:O	1:A:302:THR:N	2.42	0.51
1:A:342:PHE:HE2	1:A:368:LEU:HG	1.76	0.51
1:A:600:PRO:HG3	1:A:674:TYR:CD1	2.45	0.51
1:B:54:LEU:HA	1:B:271:GLN:O	2.11	0.51
1:B:426:PRO:HB2	1:B:429:PHE:HB2	1.93	0.51
3:I:22:CYS:O	3:I:78:THR:HA	2.10	0.51
1:A:99:ASN:HB3	1:A:102:ARG:HH21	1.75	0.51
1:A:349:SER:HA	1:A:451:TYR:HD1	1.76	0.51
1:A:423:TYR:HA	1:A:461:LEU:HD12	1.92	0.51
1:B:280:ASN:ND2	1:B:284:THR:HB	2.24	0.51
1:B:403:ARG:HE	1:B:406:GLU:HG3	1.76	0.51
1:B:978:ASN:O	1:B:982:SER:N	2.36	0.51
1:C:105:ILE:C	1:C:106:PHE:HD1	2.14	0.51
1:C:444:LYS:HB2	1:C:448:ASN:H	1.76	0.51
2:F:18:ALA:HB2	2:F:81:LEU:HD11	1.93	0.51
2:H:35:PHE:O	2:H:53:ALA:HA	2.11	0.51
1:A:54:LEU:HA	1:A:271:GLN:O	2.11	0.51
1:A:344:ALA:HB3	1:A:347:PHE:CE1	2.45	0.51
1:B:328:ARG:HB3	1:B:543:PHE:CD1	2.46	0.51
1:B:347:PHE:CE2	1:B:509:ARG:HD3	2.46	0.51
1:B:359:SER:HA	1:B:524:VAL:HG23	1.91	0.51
1:B:506:GLN:HE22	3:G:54:GLY:H	1.59	0.51
1:C:53:ASP:OD1	1:C:54:LEU:N	2.42	0.51
1:C:106:PHE:N	1:C:106:PHE:CD1	2.76	0.51
1:C:1083:HIS:ND1	1:C:1136:THR:HA	2.26	0.51
2:H:18:ALA:HB2	2:H:81:LEU:HD11	1.93	0.51
1:A:106:PHE:HD1	1:A:238:PHE:HB2	1.75	0.51
1:A:122:ASN:OD1	1:A:122:ASN:N	2.41	0.51
1:A:347:PHE:CE2	1:A:509:ARG:HD3	2.46	0.51
1:A:351:TYR:HD2	1:A:452:LEU:O	1.94	0.51
1:A:437:ASN:HA	1:A:508:TYR:HA	1.93	0.51
1:B:66:HIS:O	1:B:80:ASP:HB3	2.11	0.51
1:B:112:SER:HA	1:B:133:PHE:O	2.11	0.51
1:B:315:THR:OG1	1:B:316:SER:N	2.44	0.51

Continued on next page...

Continued from previous page...

Atom-1	Atom-2	Interatomic distance (Å)	Clash overlap (Å)
1:B:349:SER:HA	1:B:451:TYR:HD1	1.76	0.51
1:B:1091:ARG:N	1:B:1119:ASN:O	2.31	0.51
1:C:122:ASN:OD1	5:C:1302:NAG:N2	2.44	0.51
1:C:435:ALA:C	1:C:436:TRP:HE3	2.14	0.51
1:A:48:LEU:HB3	1:A:276:LEU:HD11	1.93	0.50
1:A:66:HIS:O	1:A:80:ASP:HB3	2.11	0.50
1:A:391:CYS:HA	1:A:525:CYS:HA	1.92	0.50
1:A:763:LEU:O	1:A:766:ALA:N	2.43	0.50
1:C:281:GLU:OE1	1:C:281:GLU:N	2.30	0.50
2:D:86:PHE:HE1	2:D:106:LYS:HZ3	1.58	0.50
1:A:280:ASN:ND2	1:A:284:THR:HB	2.24	0.50
1:B:354:ASN:O	1:B:398:ASP:HA	2.12	0.50
1:C:786:LYS:HG3	1:C:787:GLN:H	1.76	0.50
1:A:809:PRO:O	1:A:814:LYS:HE2	2.11	0.50
1:B:391:CYS:HA	1:B:525:CYS:HA	1.92	0.50
2:D:35:PHE:O	2:D:53:ALA:HA	2.11	0.50
2:D:68:SER:O	2:D:75:SER:N	2.40	0.50
2:F:30:ASN:HB2	2:F:35:PHE:CB	2.40	0.50
3:G:11:LEU:HA	3:G:117:THR:O	2.11	0.50
3:G:100:ARG:HH12	3:G:103:GLY:HA3	1.77	0.50
1:A:315:THR:OG1	1:A:316:SER:N	2.44	0.50
1:A:661:GLU:O	1:A:695:TYR:OH	2.30	0.50
1:B:96:GLU:OE2	1:B:263:ALA:HB1	2.10	0.50
1:B:201:PHE:CE2	1:B:203:ILE:HG13	2.46	0.50
1:B:430:THR:HG22	1:B:515:PHE:HZ	1.75	0.50
1:B:661:GLU:O	1:B:695:TYR:OH	2.30	0.50
1:C:355:ARG:NH1	1:C:514:SER:OG	2.44	0.50
1:C:964:LYS:O	1:C:967:SER:OG	2.23	0.50
2:F:35:PHE:O	2:F:53:ALA:HA	2.11	0.50
1:A:65:PHE:HD2	1:A:265:TYR:CZ	2.29	0.50
1:A:150:LYS:O	1:A:151:SER:OG	2.23	0.50
1:A:314:GLN:NE2	1:A:317:ASN:HD21	2.10	0.50
1:A:1004:LEU:O	1:A:1007:TYR:N	2.45	0.50
1:A:1006:THR:HG21	1:C:762:GLN:NE2	2.27	0.50
1:C:64:TRP:CD1	1:C:266:TYR:CE1	3.00	0.50
1:C:118:LEU:HD22	1:C:133:PHE:HZ	1.76	0.50
1:A:99:ASN:O	1:A:102:ARG:NH2	2.44	0.50
1:A:201:PHE:CE2	1:A:203:ILE:HG13	2.46	0.50
1:A:305:SER:OG	1:A:307:THR:O	2.20	0.50
1:A:341:VAL:CG1	1:A:511:VAL:HG11	2.42	0.50
1:A:430:THR:HG22	1:A:515:PHE:HZ	1.75	0.50

Continued on next page...

Continued from previous page...

Atom-1	Atom-2	Interatomic distance (Å)	Clash overlap (Å)
1:B:48:LEU:HB3	1:B:276:LEU:HD11	1.93	0.50
1:B:99:ASN:O	1:B:102:ARG:NH2	2.44	0.50
1:B:353:TRP:NE1	1:B:466:ARG:HB3	2.27	0.50
1:B:809:PRO:O	1:B:814:LYS:HE2	2.11	0.50
1:B:914:ASN:HA	1:C:1089:PHE:CE2	2.47	0.50
1:B:984:LEU:HD23	1:C:381:GLY:O	2.12	0.50
1:C:158:ARG:HG3	1:C:158:ARG:O	2.11	0.50
2:D:98:PRO:HG3	3:E:61:PRO:HA	1.92	0.50
1:B:122:ASN:HD22	1:B:157:PHE:HZ	1.60	0.50
1:B:351:TYR:HD2	1:B:452:LEU:O	1.94	0.50
1:B:645:THR:OG1	1:B:648:GLY:N	2.30	0.50
1:A:353:TRP:NE1	1:A:466:ARG:HB3	2.27	0.50
1:B:712:ILE:HB	1:B:1077:THR:HG21	1.94	0.50
1:C:126:VAL:HG12	1:C:127:VAL:H	1.76	0.50
1:C:366:SER:O	1:C:370:ASN:N	2.45	0.50
1:C:403:ARG:HD2	1:C:505:TYR:CE1	2.46	0.50
3:E:100:ARG:HH12	3:E:103:GLY:HA3	1.77	0.50
1:A:143:VAL:HB	1:A:244:LEU:O	2.12	0.49
1:A:324:GLU:CG	1:A:325:SER:N	2.74	0.49
1:A:452:LEU:HD12	1:A:494:SER:HB2	1.94	0.49
1:B:115:GLN:HG3	1:B:132:GLU:HG3	1.94	0.49
1:B:141:LEU:O	1:B:243:ALA:HA	2.10	0.49
1:B:190:ARG:HB3	1:B:192:PHE:CZ	2.47	0.49
1:B:505:TYR:CE2	3:G:101:TYR:HB3	2.46	0.49
1:B:612:TYR:HE2	1:B:651:ILE:HD12	1.77	0.49
1:B:974:SER:HB3	1:B:980:ILE:HG13	1.94	0.49
1:B:1004:LEU:O	1:B:1007:TYR:N	2.45	0.49
1:C:111:ASP:OD1	1:C:113:LYS:N	2.38	0.49
1:C:130:VAL:HG22	1:C:168:PHE:HB3	1.94	0.49
2:F:37:ASN:ND2	2:F:92:GLN:HB2	2.16	0.49
2:F:47:PRO:HB2	3:G:110:TRP:CD2	2.47	0.49
1:A:889:GLY:HA3	1:A:1034:LEU:HD23	1.94	0.49
1:B:299:THR:O	1:B:302:THR:N	2.42	0.49
1:B:344:ALA:HB3	1:B:347:PHE:CE1	2.45	0.49
1:B:889:GLY:HA3	1:B:1034:LEU:HD23	1.94	0.49
1:C:106:PHE:HD1	1:C:106:PHE:N	2.10	0.49
1:C:502:GLY:O	1:C:506:GLN:HG3	2.12	0.49
2:D:18:ALA:HB2	2:D:81:LEU:HD11	1.93	0.49
1:A:151:SER:OG	1:A:152:TRP:O	2.31	0.49
1:A:329:PHE:H	1:A:530:SER:HB3	1.78	0.49
1:A:380:TYR:HD2	1:A:429:PHE:CE2	2.30	0.49

Continued on next page...

Continued from previous page...

Atom-1	Atom-2	Interatomic distance (Å)	Clash overlap (Å)
1:A:612:TYR:HE2	1:A:651:ILE:HD12	1.77	0.49
1:A:719:THR:HG22	1:A:1068:VAL:O	2.12	0.49
1:B:65:PHE:HD2	1:B:265:TYR:CZ	2.29	0.49
1:B:391:CYS:HB3	1:B:525:CYS:SG	2.53	0.49
3:I:100:ARG:HH12	3:I:103:GLY:HA3	1.77	0.49
1:A:204:TYR:HA	1:A:224:GLU:O	2.12	0.49
1:A:357:ARG:NH1	1:C:167:THR:HG22	2.28	0.49
1:A:748:GLU:OE1	1:A:748:GLU:N	2.32	0.49
1:B:314:GLN:NE2	1:B:317:ASN:HD21	2.10	0.49
1:B:341:VAL:CG1	1:B:511:VAL:HG11	2.42	0.49
1:B:393:THR:OG1	1:B:394:ASN:N	2.45	0.49
1:B:437:ASN:HA	1:B:508:TYR:HA	1.93	0.49
3:I:34:MET:HB3	3:I:79:LEU:HD22	1.95	0.49
1:A:115:GLN:HG3	1:A:132:GLU:HG3	1.94	0.49
1:A:190:ARG:HB3	1:A:192:PHE:CZ	2.47	0.49
1:C:355:ARG:CG	1:C:396:TYR:HB3	2.36	0.49
1:C:480:CYS:O	1:C:483:VAL:HG22	2.12	0.49
1:A:391:CYS:HB3	1:A:525:CYS:SG	2.53	0.49
1:A:393:THR:OG1	1:A:394:ASN:N	2.45	0.49
1:B:116:SER:HB2	1:B:135:PHE:HZ	1.78	0.49
1:B:305:SER:OG	1:B:307:THR:O	2.20	0.49
1:B:441:LEU:HD22	1:B:509:ARG:NH2	2.28	0.49
1:C:335:LEU:C	1:C:361:CYS:HB2	2.33	0.49
1:A:914:ASN:HA	1:B:1089:PHE:CE2	2.47	0.49
1:C:773:GLU:O	1:C:776:LYS:N	2.44	0.49
1:C:876:ALA:O	1:C:880:GLY:N	2.46	0.49
1:A:278:LYS:HB2	1:A:306:PHE:CZ	2.48	0.49
1:B:143:VAL:HB	1:B:244:LEU:O	2.12	0.49
1:B:535:LYS:NZ	1:B:554:GLU:OE2	2.46	0.49
1:C:138:ASP:O	1:C:140:PHE:HD2	1.96	0.49
1:C:342:PHE:CE1	1:C:511:VAL:HG21	2.47	0.49
1:C:927:PHE:O	1:C:930:ALA:N	2.46	0.49
3:E:20:LEU:HB2	3:E:81:LEU:HB3	1.95	0.49
1:A:206:LYS:HE2	1:A:221:SER:OG	2.12	0.49
1:A:280:ASN:ND2	5:A:1303:NAG:H82	2.25	0.49
1:A:406:GLU:OE2	1:A:495:TYR:OH	2.30	0.49
1:A:426:PRO:HB2	1:A:429:PHE:HB2	1.93	0.49
1:B:151:SER:OG	1:B:152:TRP:O	2.30	0.49
1:B:380:TYR:HD2	1:B:429:PHE:CE2	2.30	0.49
1:B:904:TYR:OH	1:C:1094:VAL:HG12	2.13	0.49
1:C:337:PRO:O	1:C:339:GLY:N	2.46	0.49

Continued on next page...

Continued from previous page...

Atom-1	Atom-2	Interatomic distance (Å)	Clash overlap (Å)
1:C:866:THR:O	1:C:869:MET:N	2.45	0.49
2:F:49:LEU:HD22	3:G:108:ASP:HA	1.95	0.49
1:A:354:ASN:O	1:A:398:ASP:HA	2.12	0.49
1:A:441:LEU:HD22	1:A:509:ARG:NH2	2.28	0.49
1:A:876:ALA:O	1:A:879:ALA:N	2.44	0.49
1:A:894:LEU:CD1	1:B:715:PRO:HD3	2.42	0.49
1:A:982:SER:OG	1:A:983:ARG:N	2.46	0.49
1:B:144:TYR:CD2	1:B:152:TRP:CD1	3.01	0.49
1:B:329:PHE:H	1:B:530:SER:HB3	1.78	0.49
1:B:452:LEU:HD12	1:B:494:SER:HB2	1.94	0.49
1:C:123:ALA:O	1:C:124:THR:OG1	2.30	0.49
2:D:37:ASN:ND2	2:D:92:GLN:HB2	2.16	0.49
3:E:19:ARG:HE	3:E:82:GLN:NE2	2.11	0.49
3:E:34:MET:HB3	3:E:79:LEU:HD22	1.95	0.49
1:A:490:PHE:HE2	1:A:492:LEU:HB2	1.74	0.48
1:A:535:LYS:NZ	1:A:554:GLU:OE2	2.46	0.48
1:A:792:PRO:O	1:A:795:LYS:NZ	2.26	0.48
1:B:719:THR:HG22	1:B:1068:VAL:O	2.12	0.48
1:C:144:TYR:CD2	1:C:152:TRP:CD1	3.01	0.48
3:I:20:LEU:HB2	3:I:81:LEU:HB3	1.95	0.48
1:A:116:SER:HB2	1:A:135:PHE:HZ	1.78	0.48
1:B:171:VAL:HG12	1:B:172:SER:O	2.13	0.48
1:B:278:LYS:HB2	1:B:306:PHE:CZ	2.48	0.48
1:C:216:LEU:HG	1:C:266:TYR:CZ	2.48	0.48
2:D:50:LEU:O	2:D:61:ILE:HG13	2.13	0.48
1:A:122:ASN:HD22	1:A:157:PHE:HZ	1.60	0.48
1:A:284:THR:OG1	1:B:560:LEU:HD11	2.13	0.48
1:A:393:THR:OG1	1:A:516:GLU:HB3	2.13	0.48
1:A:712:ILE:HB	1:A:1077:THR:HG21	1.94	0.48
1:A:974:SER:HB3	1:A:980:ILE:HG13	1.94	0.48
1:A:1123:SER:OG	1:C:918:GLU:OE2	2.26	0.48
1:B:393:THR:OG1	1:B:516:GLU:HB3	2.13	0.48
1:B:1102:TRP:HB2	1:B:1135:ASN:ND2	2.29	0.48
1:C:350:VAL:HG21	1:C:422:ASN:ND2	2.27	0.48
1:A:144:TYR:CD2	1:A:152:TRP:CD1	3.01	0.48
1:B:392:PHE:CE1	1:B:517:LEU:HD23	2.48	0.48
2:D:66:SER:O	2:D:77:THR:N	2.40	0.48
2:H:50:LEU:O	2:H:61:ILE:HG13	2.13	0.48
3:I:19:ARG:HE	3:I:82:GLN:NE2	2.11	0.48
1:A:392:PHE:CE1	1:A:517:LEU:HD23	2.48	0.48
1:B:58:PHE:HB3	1:B:59:PHE:CD2	2.48	0.48

Continued on next page...

Continued from previous page...

Atom-1	Atom-2	Interatomic distance (Å)	Clash overlap (Å)
1:C:134:GLN:NE2	1:C:135:PHE:H	2.12	0.48
3:G:19:ARG:HE	3:G:82:GLN:NE2	2.11	0.48
1:A:58:PHE:HB3	1:A:59:PHE:CD2	2.48	0.48
1:B:1089:PHE:N	1:B:1089:PHE:CD1	2.81	0.48
1:C:490:PHE:CG	1:C:491:PRO:HD2	2.49	0.48
1:C:1102:TRP:HB2	1:C:1135:ASN:HD22	1.77	0.48
2:F:50:LEU:O	2:F:61:ILE:HG13	2.13	0.48
1:C:155:SER:HA	1:C:157:PHE:CZ	2.49	0.48
1:C:411:ALA:HB3	1:C:414:GLN:HG2	1.95	0.48
1:A:353:TRP:HE1	1:A:466:ARG:HB3	1.79	0.48
1:B:392:PHE:HE1	1:B:517:LEU:HD23	1.79	0.48
1:B:1028:LYS:NZ	1:B:1042:PHE:O	2.46	0.48
1:C:709:ASN:ND2	5:C:1308:NAG:O7	2.40	0.48
1:C:916:LEU:O	1:C:919:ASN:N	2.45	0.48
2:D:22:CYS:HB2	2:D:38:TRP:CH2	2.49	0.48
2:F:35:PHE:CE1	3:G:104:GLY:HA2	2.48	0.48
3:G:34:MET:HB3	3:G:79:LEU:HD22	1.95	0.48
2:H:30:ASN:HB2	2:H:35:PHE:CB	2.40	0.48
1:A:168:PHE:CG	1:A:169:GLU:N	2.82	0.48
1:A:1028:LYS:NZ	1:A:1042:PHE:O	2.46	0.48
1:B:353:TRP:HE1	1:B:466:ARG:HB3	1.79	0.48
1:B:401:VAL:HG11	1:B:451:TYR:CD2	2.49	0.48
1:C:109:THR:O	1:C:110:LEU:HB2	2.13	0.48
1:C:134:GLN:HE21	1:C:135:PHE:H	1.62	0.48
1:C:959:LEU:HA	1:C:962:LEU:HB3	1.96	0.48
2:F:22:CYS:HB2	2:F:38:TRP:CH2	2.49	0.48
2:H:102:GLY:O	3:I:44:ARG:HB2	2.14	0.48
1:A:281:GLU:H	1:A:281:GLU:CD	2.17	0.48
1:B:34:ARG:NH2	1:B:191:GLU:OE2	2.47	0.48
1:B:81:ASN:ND2	1:B:239:GLN:HE21	2.12	0.48
1:C:619:GLU:OE1	1:C:619:GLU:N	2.42	0.48
1:C:936:ASP:O	1:C:939:SER:N	2.46	0.48
1:A:108:THR:HA	1:A:236:THR:H	1.79	0.47
1:A:199:GLY:O	1:A:232:GLY:N	2.47	0.47
1:A:1088:HIS:C	1:A:1089:PHE:HD1	2.18	0.47
1:B:27:ALA:O	1:B:64:TRP:HE3	1.97	0.47
1:B:168:PHE:CG	1:B:169:GLU:N	2.82	0.47
1:B:222:ALA:O	1:B:223:LEU:HD12	2.14	0.47
1:C:240:THR:O	1:C:241:LEU:HD23	2.14	0.47
3:E:9:GLY:HA2	3:E:115:LEU:O	2.14	0.47
3:G:20:LEU:HB2	3:G:81:LEU:HB3	1.95	0.47

Continued on next page...

Continued from previous page...

Atom-1	Atom-2	Interatomic distance (Å)	Clash overlap (Å)
2:H:2:ILE:N	2:H:93:GLN:OE1	2.47	0.47
2:H:22:CYS:HB2	2:H:38:TRP:CH2	2.49	0.47
1:A:34:ARG:NH2	1:A:191:GLU:OE2	2.47	0.47
1:A:171:VAL:HG12	1:A:172:SER:O	2.13	0.47
1:A:264:ALA:O	1:A:265:TYR:HB3	2.14	0.47
1:B:490:PHE:CD1	1:B:491:PRO:HD2	2.49	0.47
1:B:506:GLN:NE2	3:G:54:GLY:H	2.12	0.47
1:B:982:SER:OG	1:B:983:ARG:N	2.47	0.47
1:C:693:ILE:HG13	1:C:693:ILE:O	2.13	0.47
1:C:1094:VAL:HG13	1:C:1107:ARG:HG2	1.96	0.47
3:I:9:GLY:HA2	3:I:115:LEU:O	2.14	0.47
1:B:786:LYS:HG3	1:B:787:GLN:N	2.29	0.47
1:A:81:ASN:ND2	1:A:239:GLN:HE21	2.12	0.47
1:A:192:PHE:HB3	1:A:194:PHE:HE1	1.79	0.47
1:A:401:VAL:HG11	1:A:451:TYR:CD2	2.49	0.47
1:A:959:LEU:O	1:A:963:VAL:N	2.35	0.47
1:B:108:THR:HA	1:B:236:THR:H	1.79	0.47
1:B:578:ASP:HB3	1:B:581:THR:O	2.15	0.47
1:C:31:SER:OG	1:C:60:SER:N	2.46	0.47
1:C:108:THR:HG22	1:C:236:THR:N	2.27	0.47
2:D:35:PHE:CE1	3:E:104:GLY:HA2	2.49	0.47
3:G:68:PHE:HA	3:G:83:MET:HA	1.96	0.47
2:H:86:PHE:HE1	2:H:106:LYS:HZ3	1.62	0.47
1:A:392:PHE:HE1	1:A:517:LEU:HD23	1.79	0.47
1:A:930:ALA:O	1:A:934:ILE:HG12	2.15	0.47
1:B:914:ASN:ND2	1:B:1111:GLU:OE2	2.47	0.47
1:C:315:THR:OG1	1:C:316:SER:N	2.47	0.47
2:F:2:ILE:N	2:F:93:GLN:OE1	2.47	0.47
3:G:50:GLU:O	3:G:58:THR:HA	2.14	0.47
3:I:36:TRP:CD2	3:I:81:LEU:HB2	2.50	0.47
1:A:614:ASP:H	1:A:648:GLY:HA3	1.79	0.47
1:A:786:LYS:HG3	1:A:787:GLN:N	2.29	0.47
1:B:144:TYR:N	1:B:151:SER:O	2.48	0.47
1:C:350:VAL:HG11	1:C:422:ASN:HD22	1.80	0.47
1:C:1103:PHE:CZ	4:W:1:NAG:H61	2.50	0.47
2:D:2:ILE:N	2:D:93:GLN:OE1	2.47	0.47
3:E:50:GLU:O	3:E:58:THR:HA	2.14	0.47
2:H:66:SER:O	2:H:77:THR:N	2.40	0.47
1:A:363:ALA:O	1:A:526:GLY:HA2	2.15	0.47
1:A:1102:TRP:HB2	1:A:1135:ASN:ND2	2.29	0.47
1:B:349:SER:HA	1:B:451:TYR:CD1	2.50	0.47

Continued on next page...

Continued from previous page...

Atom-1	Atom-2	Interatomic distance (Å)	Clash overlap (Å)
1:B:406:GLU:OE2	1:B:495:TYR:OH	2.30	0.47
1:C:291:CYS:HA	1:C:297:SER:O	2.14	0.47
1:C:393:THR:CG2	1:C:522:ALA:HA	2.45	0.47
1:C:453:TYR:CZ	1:C:493:GLN:HB3	2.49	0.47
1:C:759:PHE:CD2	1:C:1001:LEU:HD21	2.50	0.47
1:C:1088:HIS:C	1:C:1089:PHE:HD1	2.18	0.47
3:E:36:TRP:CD2	3:E:81:LEU:HB2	2.50	0.47
3:G:9:GLY:HA2	3:G:115:LEU:O	2.14	0.47
3:I:50:GLU:O	3:I:58:THR:HA	2.15	0.47
1:A:578:ASP:HB3	1:A:581:THR:O	2.15	0.47
1:B:363:ALA:O	1:B:526:GLY:HA2	2.15	0.47
1:B:930:ALA:O	1:B:934:ILE:HG12	2.15	0.47
1:C:426:PRO:HG3	1:C:463:PRO:HB3	1.97	0.47
1:C:1138:TYR:CG	1:C:1139:ASP:N	2.83	0.47
2:D:103:GLN:HA	3:E:44:ARG:HB3	1.96	0.47
3:E:34:MET:HG2	3:E:72:ARG:NH2	2.30	0.47
3:G:36:TRP:CD2	3:G:81:LEU:HB2	2.50	0.47
3:G:94:TYR:HB2	3:G:114:THR:HB	1.97	0.47
1:B:192:PHE:HB3	1:B:194:PHE:HE1	1.79	0.47
1:B:224:GLU:H	1:B:224:GLU:CD	2.11	0.47
1:B:816:SER:N	1:B:819:GLU:OE1	2.47	0.47
1:B:913:GLN:HE21	1:C:1089:PHE:HB3	1.80	0.47
3:G:34:MET:HG2	3:G:72:ARG:NH2	2.30	0.47
3:I:68:PHE:HA	3:I:83:MET:HA	1.96	0.47
1:A:43:PHE:HE1	1:A:282:ASN:C	2.18	0.47
1:A:106:PHE:CE2	1:A:117:LEU:HD23	2.50	0.47
1:A:1089:PHE:N	1:A:1089:PHE:CD1	2.81	0.47
1:B:264:ALA:O	1:B:265:TYR:HB3	2.14	0.47
1:B:556:ASN:OD1	1:B:556:ASN:N	2.48	0.47
1:B:614:ASP:H	1:B:648:GLY:HA3	1.79	0.47
1:C:294:ASP:N	1:C:294:ASP:OD1	2.47	0.47
1:C:722:VAL:HG22	1:C:1065:VAL:HG22	1.96	0.47
1:C:869:MET:O	1:C:872:GLN:N	2.42	0.47
1:A:83:VAL:HG22	1:A:239:GLN:HB2	1.97	0.46
1:A:109:THR:O	1:A:110:LEU:HB2	2.15	0.46
1:A:490:PHE:CD1	1:A:491:PRO:HD2	2.49	0.46
1:B:141:LEU:N	1:B:242:LEU:O	2.28	0.46
1:B:448:ASN:HD21	1:B:450:ASN:ND2	2.14	0.46
1:B:726:ILE:HD13	1:B:945:LEU:HD23	1.97	0.46
1:C:134:GLN:O	1:C:161:SER:N	2.27	0.46
1:C:461:LEU:HD13	1:C:465:GLU:O	2.14	0.46

Continued on next page...

Continued from previous page...

Atom-1	Atom-2	Interatomic distance (Å)	Clash overlap (Å)
1:C:777:ASN:O	1:C:780:GLU:N	2.47	0.46
3:I:94:TYR:HB2	3:I:114:THR:HB	1.97	0.46
1:A:58:PHE:HB3	1:A:59:PHE:HD2	1.80	0.46
1:B:106:PHE:CE2	1:B:117:LEU:HD23	2.50	0.46
1:B:876:ALA:O	1:B:879:ALA:N	2.44	0.46
1:C:396:TYR:H	1:C:514:SER:HB2	1.78	0.46
1:A:94:SER:O	1:A:189:LEU:HD12	2.16	0.46
1:A:108:THR:HB	4:J:1:NAG:H61	1.98	0.46
1:A:129:LYS:HG2	1:A:169:GLU:OE1	2.16	0.46
1:B:461:LEU:HD13	1:B:466:ARG:HA	1.97	0.46
1:B:802:PHE:CD1	1:B:805:ILE:HD11	2.47	0.46
1:C:709:ASN:ND2	5:C:1308:NAG:C7	2.79	0.46
1:C:1073:LYS:HA	5:C:1309:NAG:H81	1.97	0.46
3:I:12:VAL:HG12	3:I:13:LYS:N	2.31	0.46
1:A:461:LEU:HD13	1:A:466:ARG:HA	1.97	0.46
1:B:97:LYS:HE2	1:B:186:PHE:CE1	2.51	0.46
1:B:129:LYS:HG2	1:B:169:GLU:OE1	2.16	0.46
1:B:396:TYR:HB2	1:B:514:SER:HB2	1.96	0.46
1:B:642:VAL:HG22	1:B:651:ILE:HG12	1.98	0.46
1:C:91:TYR:CG	1:C:92:PHE:N	2.83	0.46
2:D:6:GLN:HE22	2:D:90:PHE:HA	1.79	0.46
2:F:6:GLN:HE22	2:F:90:PHE:HA	1.80	0.46
1:A:396:TYR:HB2	1:A:514:SER:HB2	1.96	0.46
1:B:800:PHE:CD1	1:B:800:PHE:N	2.83	0.46
1:C:211:ASN:O	1:C:212:LEU:HB2	2.14	0.46
1:A:27:ALA:O	1:A:64:TRP:HE3	1.97	0.46
1:A:421:TYR:HB3	1:A:454:ARG:HD2	1.97	0.46
1:A:498:GLN:HB2	1:A:501:ASN:OD1	2.16	0.46
1:A:587:ILE:HG22	1:A:588:THR:N	2.24	0.46
1:A:726:ILE:HD13	1:A:945:LEU:HD23	1.97	0.46
1:A:825:LYS:HB2	1:A:945:LEU:HD12	1.98	0.46
1:B:43:PHE:HE1	1:B:282:ASN:C	2.18	0.46
1:B:94:SER:O	1:B:189:LEU:HD12	2.16	0.46
1:B:421:TYR:HB3	1:B:454:ARG:HD2	1.97	0.46
1:B:1088:HIS:C	1:B:1089:PHE:HD1	2.17	0.46
1:B:1089:PHE:HB3	1:B:1090:PRO:HD2	1.98	0.46
1:C:94:SER:HB2	1:C:101:ILE:HD12	1.97	0.46
1:C:133:PHE:HB3	1:C:162:SER:O	2.15	0.46
1:C:337:PRO:C	1:C:339:GLY:N	2.68	0.46
1:C:455:LEU:HB2	1:C:493:GLN:H	1.81	0.46
3:E:68:PHE:HA	3:E:83:MET:HA	1.96	0.46

Continued on next page...

Continued from previous page...

Atom-1	Atom-2	Interatomic distance (Å)	Clash overlap (Å)
3:G:19:ARG:HE	3:G:82:GLN:HE21	1.63	0.46
1:A:642:VAL:HG22	1:A:651:ILE:HG12	1.98	0.46
1:B:445:VAL:HA	1:B:499:PRO:HD2	1.98	0.46
3:E:19:ARG:HG2	3:E:82:GLN:HG2	1.97	0.46
3:G:100:ARG:HB2	3:G:106:THR:OG1	2.16	0.46
1:A:31:SER:OG	1:A:60:SER:N	2.49	0.46
1:A:144:TYR:N	1:A:151:SER:O	2.48	0.46
1:A:448:ASN:HD21	1:A:450:ASN:ND2	2.14	0.46
1:A:811:LYS:CE	1:A:820:ASP:OD2	2.63	0.46
1:A:816:SER:N	1:A:819:GLU:OE1	2.47	0.46
1:B:58:PHE:HB3	1:B:59:PHE:HD2	1.81	0.46
1:B:435:ALA:HB2	1:B:510:VAL:HG22	1.98	0.46
1:C:169:GLU:HG3	1:C:170:TYR:N	2.30	0.46
3:E:11:LEU:HG	3:E:117:THR:HB	1.97	0.46
3:E:106:THR:OG1	3:E:108:ASP:OD1	2.34	0.46
2:F:30:ASN:HA	2:F:95:LYS:HE2	1.98	0.46
2:H:40:GLN:HA	2:H:89:TYR:HA	1.98	0.46
3:I:19:ARG:HE	3:I:82:GLN:HE21	1.63	0.46
1:A:350:VAL:HB	1:A:401:VAL:O	2.15	0.46
1:A:394:ASN:O	1:A:515:PHE:HA	2.16	0.46
1:A:502:GLY:HA3	3:E:101:TYR:HD1	1.80	0.46
1:B:106:PHE:CD2	1:B:117:LEU:HD23	2.51	0.46
1:B:914:ASN:HD22	1:C:1123:SER:HB2	1.80	0.46
1:C:96:GLU:O	1:C:186:PHE:HB3	2.16	0.46
1:C:282:ASN:ND2	5:C:1303:NAG:O7	2.47	0.46
1:C:884:SER:HA	1:C:894:LEU:O	2.16	0.46
2:D:40:GLN:HA	2:D:89:TYR:HA	1.98	0.46
3:E:12:VAL:HG12	3:E:13:LYS:N	2.31	0.46
1:B:83:VAL:HG22	1:B:239:GLN:HB2	1.97	0.46
1:B:103:GLY:HA3	1:B:241:LEU:HD12	1.98	0.46
1:B:811:LYS:CE	1:B:820:ASP:OD2	2.63	0.46
1:C:383:SER:O	1:C:386:LYS:N	2.40	0.46
1:A:106:PHE:CD2	1:A:117:LEU:HD23	2.51	0.45
1:A:789:TYR:HD1	1:B:705:VAL:HG23	1.80	0.45
1:B:109:THR:O	1:B:110:LEU:HB2	2.15	0.45
1:B:199:GLY:O	1:B:232:GLY:N	2.47	0.45
1:B:350:VAL:HB	1:B:401:VAL:O	2.15	0.45
3:I:11:LEU:HG	3:I:117:THR:HB	1.97	0.45
3:I:19:ARG:HG2	3:I:82:GLN:HG2	1.97	0.45
3:I:34:MET:HG2	3:I:72:ARG:NH2	2.30	0.45
1:A:800:PHE:N	1:A:800:PHE:CD1	2.83	0.45

Continued on next page...

Continued from previous page...

Atom-1	Atom-2	Interatomic distance (Å)	Clash overlap (Å)
1:C:84:LEU:HD23	1:C:269:TYR:OH	2.17	0.45
1:C:115:GLN:HB3	1:C:233:ILE:HG12	1.99	0.45
1:C:273:ARG:HA	1:C:273:ARG:HD3	1.65	0.45
1:C:587:ILE:CG2	1:C:588:THR:H	2.26	0.45
1:C:676:THR:HG22	1:C:690:GLN:HG2	1.97	0.45
3:E:94:TYR:HB2	3:E:114:THR:HB	1.97	0.45
3:G:19:ARG:HG2	3:G:82:GLN:HG2	1.97	0.45
3:G:57:TYR:CE2	3:G:59:TYR:HB2	2.52	0.45
3:I:106:THR:OG1	3:I:108:ASP:OD1	2.34	0.45
1:A:220:PHE:CG	1:A:221:SER:N	2.84	0.45
1:A:1093:GLY:HA2	1:A:1107:ARG:HG3	1.98	0.45
1:B:498:GLN:HB2	1:B:501:ASN:OD1	2.16	0.45
1:C:155:SER:HA	1:C:157:PHE:CE2	2.50	0.45
1:C:336:CYS:CB	1:C:363:ALA:HB2	2.47	0.45
1:C:394:ASN:HB2	1:C:515:PHE:HA	1.97	0.45
1:A:349:SER:HA	1:A:451:TYR:CD1	2.50	0.45
1:A:619:GLU:OE1	1:A:619:GLU:N	2.33	0.45
1:B:394:ASN:O	1:B:515:PHE:HA	2.16	0.45
1:B:418:ILE:HD12	1:B:422:ASN:HD21	1.82	0.45
1:C:510:VAL:HG12	1:C:511:VAL:N	2.32	0.45
3:E:100:ARG:HB2	3:E:106:THR:OG1	2.16	0.45
2:H:66:SER:OG	2:H:77:THR:O	2.23	0.45
1:A:445:VAL:HA	1:A:499:PRO:HD2	1.98	0.45
1:A:542:ASN:OD1	1:A:543:PHE:N	2.50	0.45
1:C:144:TYR:C	1:C:152:TRP:CD1	2.90	0.45
1:C:457:ARG:CZ	1:C:461:LEU:HD23	2.45	0.45
1:C:490:PHE:HE2	1:C:492:LEU:HB2	1.81	0.45
1:C:802:PHE:O	1:C:805:ILE:N	2.50	0.45
2:D:5:THR:N	2:D:23:ARG:O	2.27	0.45
2:D:10:LEU:HB2	2:D:107:VAL:HG13	1.98	0.45
2:D:30:ASN:HA	2:D:95:LYS:HE2	1.98	0.45
3:G:11:LEU:HG	3:G:117:THR:HB	1.97	0.45
2:H:6:GLN:HE22	2:H:90:PHE:HA	1.80	0.45
1:A:462:LYS:HB2	1:A:465:GLU:CD	2.37	0.45
1:C:454:ARG:HD3	1:C:457:ARG:CB	2.47	0.45
3:E:51:ILE:HD12	3:E:57:TYR:H	1.82	0.45
1:B:31:SER:OG	1:B:60:SER:N	2.49	0.45
1:B:462:LYS:HB2	1:B:465:GLU:CD	2.37	0.45
1:B:542:ASN:OD1	1:B:543:PHE:N	2.50	0.45
1:B:1006:THR:O	1:B:1010:GLN:HG2	2.17	0.45
1:C:719:THR:CG2	1:C:1068:VAL:HB	2.47	0.45

Continued on next page...

Continued from previous page...

Atom-1	Atom-2	Interatomic distance (Å)	Clash overlap (Å)
1:C:1116:THR:HG22	1:C:1138:TYR:HB3	1.99	0.45
3:E:57:TYR:CE2	3:E:59:TYR:HB2	2.52	0.45
3:G:12:VAL:HG12	3:G:13:LYS:N	2.31	0.45
1:A:97:LYS:HE2	1:A:186:PHE:CE1	2.51	0.45
1:C:280:ASN:ND2	1:C:284:THR:HB	2.19	0.45
1:C:328:ARG:NH2	1:C:533:LEU:HB2	2.32	0.45
1:C:398:ASP:N	1:C:398:ASP:OD1	2.50	0.45
3:G:68:PHE:CB	3:G:83:MET:HA	2.47	0.45
3:I:57:TYR:CE2	3:I:59:TYR:HB2	2.52	0.45
3:I:100:ARG:HB2	3:I:106:THR:OG1	2.16	0.45
1:A:196:ASN:ND2	1:A:235:ILE:HD12	2.32	0.45
1:A:570:ALA:HB1	1:C:963:VAL:HG11	1.99	0.45
1:B:110:LEU:HB2	1:B:237:ARG:HH22	1.82	0.45
1:B:1093:GLY:HA2	1:B:1107:ARG:HG3	1.98	0.45
1:C:117:LEU:HG	1:C:118:LEU:N	2.31	0.45
1:C:717:ASN:O	1:C:1070:ALA:N	2.40	0.45
3:E:19:ARG:HE	3:E:82:GLN:HE21	1.63	0.45
3:E:68:PHE:CB	3:E:83:MET:HA	2.47	0.45
3:G:6:GLU:OE1	3:G:114:THR:OG1	2.24	0.45
1:A:498:GLN:H	1:A:501:ASN:ND2	2.14	0.45
1:A:655:HIS:CD2	1:A:656:VAL:H	2.34	0.45
1:C:200:TYR:CE1	1:C:230:PRO:HB3	2.52	0.45
1:C:355:ARG:NH2	1:C:396:TYR:CD2	2.85	0.45
1:C:438:SER:OG	1:C:442:ASP:HB2	2.17	0.45
3:E:91:THR:HG23	3:E:117:THR:HA	1.99	0.45
2:F:56:ASN:CG	2:F:57:GLN:H	2.20	0.45
2:H:30:ASN:HA	2:H:95:LYS:HE2	1.98	0.45
1:A:131:CYS:HA	1:A:166:CYS:HA	1.99	0.44
1:B:498:GLN:H	1:B:501:ASN:ND2	2.14	0.44
1:C:37:TYR:HB3	1:C:223:LEU:HB2	1.99	0.44
1:C:1103:PHE:HZ	4:W:1:NAG:H61	1.81	0.44
2:F:35:PHE:HE1	3:G:104:GLY:HA2	1.83	0.44
2:F:40:GLN:HA	2:F:89:TYR:HA	1.98	0.44
2:F:49:LEU:HB2	3:G:107:VAL:O	2.17	0.44
3:I:51:ILE:HD12	3:I:57:TYR:H	1.82	0.44
1:A:110:LEU:HD13	1:A:237:ARG:HH22	1.81	0.44
1:A:435:ALA:HB2	1:A:510:VAL:HG22	1.98	0.44
1:A:501:ASN:ND2	1:A:505:TYR:O	2.49	0.44
1:A:659:SER:OG	1:A:698:SER:OG	2.32	0.44
1:A:1089:PHE:HB3	1:A:1090:PRO:HD2	1.98	0.44
1:B:108:THR:HB	4:O:1:NAG:H61	1.98	0.44

Continued on next page...

Continued from previous page...

Atom-1	Atom-2	Interatomic distance (Å)	Clash overlap (Å)
1:B:131:CYS:HA	1:B:166:CYS:HA	1.99	0.44
1:B:501:ASN:ND2	1:B:505:TYR:O	2.49	0.44
1:B:1089:PHE:N	1:B:1089:PHE:HD1	2.16	0.44
1:B:1100:THR:HG1	1:B:1101:HIS:CG	2.32	0.44
1:C:34:ARG:NE	1:C:219:GLY:O	2.47	0.44
1:C:1086:LYS:HD2	1:C:1122:VAL:HG11	1.99	0.44
2:H:16:GLU:H	2:H:81:LEU:H	1.65	0.44
1:A:986:PRO:O	1:A:990:GLU:HG2	2.17	0.44
1:B:447:GLY:O	1:B:496:GLY:HA2	2.18	0.44
1:B:716:THR:HA	1:B:1110:TYR:HB3	1.99	0.44
1:B:825:LYS:HB2	1:B:945:LEU:HD12	1.98	0.44
2:F:10:LEU:HB2	2:F:107:VAL:HG13	1.98	0.44
2:H:10:LEU:HB2	2:H:107:VAL:HG13	1.98	0.44
1:A:114:THR:C	1:A:132:GLU:HG2	2.38	0.44
1:A:338:PHE:O	1:A:341:VAL:HB	2.17	0.44
1:A:898:PHE:O	1:A:901:GLN:N	2.50	0.44
1:C:600:PRO:HB3	1:C:674:TYR:HB2	2.00	0.44
1:C:767:LEU:HD23	1:C:770:ILE:HD12	1.98	0.44
1:C:991:VAL:O	1:C:994:ASP:HB2	2.17	0.44
3:I:6:GLU:OE2	3:I:111:GLY:HA3	2.18	0.44
1:A:103:GLY:HA3	1:A:241:LEU:HD12	1.98	0.44
1:A:447:GLY:O	1:A:496:GLY:HA2	2.18	0.44
1:A:455:LEU:HG	1:A:456:PHE:CD2	2.52	0.44
1:A:882:ILE:O	1:A:898:PHE:HD1	2.00	0.44
1:B:110:LEU:HD13	1:B:237:ARG:HH22	1.81	0.44
1:B:986:PRO:O	1:B:990:GLU:HG2	2.17	0.44
1:C:186:PHE:CZ	1:C:263:ALA:N	2.85	0.44
1:C:448:ASN:HD21	1:C:450:ASN:HD22	1.65	0.44
1:C:763:LEU:HD23	1:C:763:LEU:HA	1.81	0.44
2:D:51:ILE:HG23	2:D:56:ASN:O	2.18	0.44
2:F:93:GLN:O	2:F:99:ARG:HB2	2.18	0.44
2:H:56:ASN:CG	2:H:57:GLN:H	2.20	0.44
2:H:103:GLN:HA	3:I:44:ARG:HB3	1.99	0.44
2:H:103:GLN:HB3	3:I:44:ARG:HH11	1.82	0.44
1:A:1089:PHE:HD1	1:A:1089:PHE:N	2.16	0.44
1:A:1134:ASN:ND2	4:N:1:NAG:C7	2.80	0.44
1:B:756:TYR:HA	1:C:970:PHE:HD1	1.82	0.44
1:B:1116:THR:HG22	1:B:1138:TYR:HB3	1.99	0.44
1:C:144:TYR:O	1:C:152:TRP:HD1	1.99	0.44
1:C:149:ASN:ND2	1:C:152:TRP:O	2.50	0.44
1:C:410:ILE:HD11	1:C:418:ILE:HG21	1.99	0.44

Continued on next page...

Continued from previous page...

Atom-1	Atom-2	Interatomic distance (Å)	Clash overlap (Å)
1:A:424:LYS:HG3	1:A:425:LEU:N	2.33	0.44
1:A:713:ALA:HB2	1:C:895:GLN:NE2	2.33	0.44
1:A:963:VAL:HG11	1:B:570:ALA:HB1	2.00	0.44
1:A:1116:THR:HG22	1:A:1138:TYR:HB3	1.99	0.44
1:B:114:THR:C	1:B:132:GLU:HG2	2.38	0.44
1:B:196:ASN:ND2	1:B:235:ILE:HD12	2.32	0.44
1:B:338:PHE:O	1:B:341:VAL:HB	2.17	0.44
1:B:455:LEU:HG	1:B:456:PHE:CD2	2.53	0.44
1:B:555:SER:HB3	1:B:586:ASP:OD2	2.18	0.44
1:B:1082:CYS:SG	1:B:1132:ILE:HD13	2.58	0.44
1:C:126:VAL:HG12	1:C:127:VAL:O	2.18	0.44
1:C:215:ASP:OD1	1:C:216:LEU:N	2.50	0.44
1:C:935:GLN:O	1:C:939:SER:N	2.37	0.44
1:C:1142:GLN:N	1:C:1143:PRO:HD2	2.33	0.44
3:G:51:ILE:HD12	3:G:57:TYR:H	1.82	0.44
3:G:91:THR:HG23	3:G:117:THR:HA	1.99	0.44
2:H:30:ASN:OD1	2:H:31:TYR:N	2.51	0.44
1:A:192:PHE:HB3	1:A:194:PHE:CE1	2.53	0.44
1:A:645:THR:OG1	1:A:648:GLY:N	2.30	0.44
1:A:857:GLY:O	1:A:859:THR:HG23	2.18	0.44
1:B:171:VAL:HG12	1:B:172:SER:N	2.32	0.44
1:C:825:LYS:HE2	1:C:938:LEU:O	2.17	0.44
2:D:35:PHE:HE1	3:E:104:GLY:HA2	1.81	0.44
2:D:49:LEU:HD22	3:E:108:ASP:HA	1.99	0.44
3:G:99:PHE:HA	3:G:106:THR:O	2.18	0.44
2:H:51:ILE:HG23	2:H:56:ASN:O	2.18	0.44
1:A:105:ILE:CD1	1:A:241:LEU:HD21	2.47	0.44
1:A:110:LEU:HB2	1:A:237:ARG:HH22	1.82	0.44
1:A:418:ILE:HD12	1:A:422:ASN:HD21	1.82	0.44
1:A:726:ILE:CG2	1:A:948:LEU:HD13	2.47	0.44
1:A:914:ASN:ND2	1:A:1111:GLU:OE2	2.47	0.44
1:B:281:GLU:H	1:B:281:GLU:CD	2.17	0.44
1:B:655:HIS:CD2	1:B:656:VAL:H	2.34	0.44
1:B:921:LYS:HA	1:B:921:LYS:HD2	1.79	0.44
1:B:1134:ASN:ND2	4:S:1:NAG:C7	2.80	0.44
1:C:309:GLU:H	1:C:309:GLU:CD	2.14	0.44
1:C:901:GLN:NE2	1:C:905:ARG:HE	2.07	0.44
1:C:955:ASN:O	1:C:958:ALA:N	2.47	0.44
1:C:1140:PRO:O	1:C:1143:PRO:HG2	2.17	0.44
2:D:56:ASN:CG	2:D:57:GLN:H	2.20	0.44
2:F:30:ASN:OD1	2:F:31:TYR:N	2.50	0.44

Continued on next page...

Continued from previous page...

Atom-1	Atom-2	Interatomic distance (Å)	Clash overlap (Å)
2:F:51:ILE:HG23	2:F:56:ASN:O	2.18	0.44
3:I:22:CYS:HB2	3:I:36:TRP:CZ2	2.53	0.44
3:I:68:PHE:CB	3:I:83:MET:HA	2.47	0.44
1:A:206:LYS:HD3	1:A:222:ALA:O	2.18	0.43
1:B:898:PHE:O	1:B:901:GLN:N	2.50	0.43
1:C:94:SER:HA	1:C:265:TYR:HA	2.00	0.43
1:C:193:VAL:O	1:C:194:PHE:HD1	2.01	0.43
3:E:6:GLU:OE2	3:E:111:GLY:HA3	2.18	0.43
2:F:35:PHE:HD1	2:F:35:PHE:HA	1.74	0.43
1:A:336:CYS:HB2	1:A:338:PHE:CE1	2.53	0.43
1:A:442:ASP:OD1	1:A:509:ARG:NH2	2.50	0.43
1:A:1006:THR:O	1:A:1010:GLN:HG2	2.17	0.43
1:A:1100:THR:HG1	1:A:1101:HIS:CG	2.29	0.43
1:B:192:PHE:HB3	1:B:194:PHE:CE1	2.53	0.43
1:B:802:PHE:O	1:B:805:ILE:N	2.49	0.43
1:B:857:GLY:O	1:B:859:THR:HG23	2.18	0.43
1:C:110:LEU:HD13	1:C:237:ARG:NH1	2.33	0.43
1:C:905:ARG:HD3	1:C:1049:LEU:O	2.19	0.43
2:D:16:GLU:H	2:D:81:LEU:H	1.65	0.43
3:E:12:VAL:HG12	3:E:13:LYS:H	1.83	0.43
3:E:99:PHE:HA	3:E:106:THR:O	2.18	0.43
3:G:6:GLU:OE2	3:G:111:GLY:HA3	2.18	0.43
3:G:106:THR:OG1	3:G:108:ASP:OD1	2.34	0.43
1:A:171:VAL:HG12	1:A:172:SER:N	2.32	0.43
1:B:334:ASN:ND2	1:B:361:CYS:HA	2.33	0.43
1:B:442:ASP:OD1	1:B:509:ARG:NH2	2.50	0.43
1:B:773:GLU:O	1:B:776:LYS:N	2.51	0.43
1:B:861:LEU:HD23	1:B:861:LEU:HA	1.78	0.43
1:C:95:THR:HG22	1:C:189:LEU:HD13	2.00	0.43
1:C:144:TYR:N	1:C:153:MET:HG3	2.33	0.43
1:C:1086:LYS:HB3	1:C:1122:VAL:HG13	1.99	0.43
3:I:4:LEU:O	3:I:111:GLY:HA2	2.18	0.43
3:I:88:ALA:HA	3:I:118:VAL:O	2.18	0.43
1:A:95:THR:HB	1:A:210:ILE:HD11	2.00	0.43
1:A:224:GLU:OE1	1:A:224:GLU:N	2.34	0.43
1:A:1082:CYS:SG	1:A:1132:ILE:HD13	2.57	0.43
1:A:1091:ARG:N	1:A:1119:ASN:O	2.31	0.43
1:B:318:PHE:O	1:B:318:PHE:CG	2.71	0.43
1:B:882:ILE:O	1:B:898:PHE:HD1	2.00	0.43
3:G:12:VAL:HG12	3:G:13:LYS:H	1.83	0.43
3:G:50:GLU:HG2	3:G:57:TYR:CD2	2.53	0.43

Continued on next page...

Continued from previous page...

Atom-1	Atom-2	Interatomic distance (Å)	Clash overlap (Å)
1:A:318:PHE:O	1:A:318:PHE:CG	2.71	0.43
1:A:334:ASN:ND2	1:A:361:CYS:HA	2.33	0.43
1:A:453:TYR:HB3	1:A:495:TYR:CE2	2.54	0.43
1:A:555:SER:HB3	1:A:586:ASP:OD2	2.18	0.43
1:A:660:TYR:H	1:A:695:TYR:HE1	1.66	0.43
1:A:716:THR:HA	1:A:1110:TYR:HB3	1.99	0.43
1:B:375:SER:HG	1:B:435:ALA:C	2.19	0.43
1:B:806:LEU:HD23	1:B:806:LEU:HA	1.73	0.43
1:B:996:LEU:HD23	1:B:996:LEU:HA	1.89	0.43
1:C:366:SER:O	1:C:369:TYR:N	2.52	0.43
1:C:543:PHE:CD2	1:C:576:VAL:HG21	2.54	0.43
1:C:965:GLN:HG3	1:C:1003:SER:OG	2.18	0.43
3:G:40:ALA:HB3	3:G:43:LYS:HB2	2.01	0.43
3:G:88:ALA:HA	3:G:118:VAL:O	2.18	0.43
3:I:71:SER:OG	3:I:80:TYR:HD2	2.02	0.43
1:A:393:THR:HG23	1:A:517:LEU:O	2.19	0.43
1:A:802:PHE:O	1:A:805:ILE:N	2.49	0.43
1:B:100:ILE:O	1:B:102:ARG:HG3	2.19	0.43
1:B:105:ILE:CD1	1:B:241:LEU:HD21	2.47	0.43
1:C:312:ILE:HG13	1:C:596:SER:HB3	2.01	0.43
1:C:422:ASN:OD1	1:C:423:TYR:N	2.52	0.43
1:C:516:GLU:O	1:C:516:GLU:HG2	2.19	0.43
2:D:101:PHE:CE2	3:E:37:VAL:HG11	2.53	0.43
3:E:50:GLU:HG2	3:E:57:TYR:CD2	2.53	0.43
3:G:51:ILE:HD11	3:G:56:SER:HA	2.00	0.43
2:H:103:GLN:HA	3:I:44:ARG:NE	2.32	0.43
3:I:91:THR:HG23	3:I:117:THR:HA	1.99	0.43
1:A:230:PRO:C	1:B:521:PRO:CB	2.87	0.43
1:B:659:SER:OG	1:B:698:SER:OG	2.32	0.43
1:C:136:CYS:O	1:C:137:ASN:C	2.56	0.43
1:C:150:LYS:O	1:C:151:SER:OG	2.28	0.43
1:C:357:ARG:HB2	1:C:396:TYR:CE1	2.54	0.43
1:C:497:PHE:HA	1:C:501:ASN:ND2	2.34	0.43
1:C:506:GLN:NE2	3:I:53:SER:HB3	2.33	0.43
1:C:1072:GLU:OE1	1:C:1072:GLU:N	2.51	0.43
2:D:93:GLN:O	2:D:99:ARG:HB2	2.18	0.43
3:E:88:ALA:HA	3:E:118:VAL:O	2.18	0.43
2:F:16:GLU:H	2:F:81:LEU:H	1.65	0.43
2:H:101:PHE:HB2	3:I:45:LEU:O	2.19	0.43
3:I:51:ILE:HD11	3:I:56:SER:HA	2.00	0.43
1:A:137:ASN:O	1:A:139:PRO:HD3	2.18	0.43

Continued on next page...

Continued from previous page...

Atom-1	Atom-2	Interatomic distance (Å)	Clash overlap (Å)
1:B:95:THR:HB	1:B:210:ILE:HD11	2.00	0.43
1:B:337:PRO:HG2	1:B:358:ILE:HD12	2.01	0.43
1:C:204:TYR:HB3	1:C:223:LEU:HB3	2.01	0.43
1:C:330:PRO:HD3	1:C:544:ASN:OD1	2.18	0.43
1:C:670:ILE:HA	1:C:695:TYR:O	2.18	0.43
3:E:40:ALA:HB3	3:E:43:LYS:HB2	2.01	0.43
3:G:34:MET:HB2	3:G:51:ILE:CG2	2.49	0.43
3:G:34:MET:SD	3:G:98:ARG:HG3	2.59	0.43
2:H:93:GLN:O	2:H:99:ARG:HB2	2.18	0.43
3:I:50:GLU:HG2	3:I:57:TYR:CD2	2.53	0.43
1:A:125:ASN:HB2	5:A:1302:NAG:O7	2.19	0.43
1:A:337:PRO:HG2	1:A:358:ILE:HD12	2.01	0.43
1:A:773:GLU:O	1:A:776:LYS:N	2.51	0.43
1:B:137:ASN:O	1:B:139:PRO:HD3	2.18	0.43
1:B:303:LEU:HD12	1:B:308:VAL:HG22	2.01	0.43
1:B:336:CYS:HB2	1:B:338:PHE:CE1	2.53	0.43
1:B:726:ILE:CG2	1:B:948:LEU:HD13	2.47	0.43
1:C:431:GLY:HA2	1:C:515:PHE:CZ	2.54	0.43
1:C:1116:THR:O	1:C:1118:ASP:N	2.52	0.43
2:D:30:ASN:OD1	2:D:31:TYR:N	2.51	0.43
2:F:88:VAL:HA	2:F:105:THR:O	2.19	0.43
2:H:37:ASN:ND2	2:H:92:GLN:HB2	2.16	0.43
3:I:12:VAL:HG12	3:I:13:LYS:H	1.83	0.43
3:I:99:PHE:HA	3:I:106:THR:O	2.18	0.43
1:A:41:LYS:HB3	1:B:564:GLN:HB2	2.01	0.43
1:A:191:GLU:OE1	1:A:223:LEU:HD11	2.19	0.43
1:A:821:LEU:O	1:A:825:LYS:HG2	2.19	0.43
1:B:125:ASN:HB2	5:B:1302:NAG:O7	2.19	0.43
1:B:393:THR:HG23	1:B:517:LEU:O	2.19	0.43
1:B:424:LYS:HG3	1:B:425:LEU:N	2.33	0.43
1:C:97:LYS:HG3	1:C:98:SER:N	2.34	0.43
1:C:377:PHE:HE2	1:C:384:PRO:HB3	1.84	0.43
3:E:34:MET:SD	3:E:98:ARG:HG3	2.59	0.43
2:F:41:GLN:NE2	3:G:39:GLN:HG2	2.34	0.43
3:G:4:LEU:O	3:G:111:GLY:HA2	2.19	0.43
3:G:32:TYR:HH	3:G:101:TYR:HE2	1.64	0.43
3:I:90:ASP:O	3:I:94:TYR:OH	2.18	0.43
1:A:45:SER:HA	1:A:280:ASN:O	2.20	0.42
1:A:100:ILE:O	1:A:102:ARG:HG3	2.19	0.42
1:A:556:ASN:N	1:A:556:ASN:OD1	2.48	0.42
1:A:666:ILE:HB	1:A:670:ILE:O	2.19	0.42

Continued on next page...

Continued from previous page...

Atom-1	Atom-2	Interatomic distance (Å)	Clash overlap (Å)
1:B:34:ARG:HH22	1:B:189:LEU:HD21	1.84	0.42
1:B:326:ILE:HD12	1:B:532:ASN:O	2.19	0.42
1:B:588:THR:HG23	1:B:589:PRO:HD2	2.01	0.42
1:C:280:ASN:HD22	5:C:1303:NAG:H81	1.83	0.42
1:C:1004:LEU:HD23	1:C:1004:LEU:HA	1.84	0.42
1:C:1080:ALA:O	1:C:1081:ILE:HG13	2.19	0.42
2:D:38:TRP:CZ2	2:D:76:LEU:HB2	2.54	0.42
1:A:341:VAL:HG13	1:A:511:VAL:HG11	2.00	0.42
1:B:740:MET:SD	1:C:592:PHE:CZ	3.12	0.42
1:C:228:ASP:OD1	1:C:229:LEU:N	2.52	0.42
3:E:22:CYS:HB2	3:E:36:TRP:CZ2	2.53	0.42
2:F:39:PHE:HB2	2:F:90:PHE:HB2	2.02	0.42
3:G:22:CYS:HB2	3:G:36:TRP:CZ2	2.53	0.42
1:A:326:ILE:HD12	1:A:532:ASN:O	2.19	0.42
1:A:328:ARG:HB3	1:A:543:PHE:CE1	2.55	0.42
1:A:802:PHE:CD1	1:A:805:ILE:HD11	2.47	0.42
1:A:806:LEU:HD23	1:A:806:LEU:HA	1.73	0.42
1:B:118:LEU:O	1:B:119:ILE:HG13	2.20	0.42
1:B:453:TYR:HB3	1:B:495:TYR:CE2	2.54	0.42
1:B:775:ASP:O	1:B:779:GLN:HB2	2.20	0.42
1:C:452:LEU:HD21	1:C:492:LEU:HB3	2.00	0.42
2:D:39:PHE:HB2	2:D:90:PHE:HB2	2.02	0.42
3:G:71:SER:OG	3:G:80:TYR:HD2	2.02	0.42
2:H:5:THR:N	2:H:23:ARG:O	2.27	0.42
2:H:38:TRP:CZ2	2:H:76:LEU:HB2	2.54	0.42
2:H:88:VAL:HA	2:H:105:THR:O	2.19	0.42
1:A:140:PHE:CD2	1:A:244:LEU:HD11	2.55	0.42
1:A:193:VAL:HG23	1:A:223:LEU:CD2	2.50	0.42
1:B:215:ASP:HA	1:B:266:TYR:OH	2.20	0.42
1:B:328:ARG:HB3	1:B:543:PHE:CE1	2.55	0.42
1:B:364:ASP:HA	1:B:527:PRO:HD3	2.01	0.42
1:B:369:TYR:HD2	1:B:370:ASN:OD1	2.03	0.42
1:B:421:TYR:C	1:B:454:ARG:HD2	2.40	0.42
1:B:516:GLU:O	1:B:517:LEU:HB2	2.19	0.42
1:C:505:TYR:HD2	3:I:102:GLY:N	2.17	0.42
3:E:34:MET:HB2	3:E:51:ILE:CG2	2.49	0.42
3:E:51:ILE:HD11	3:E:56:SER:HA	2.00	0.42
3:E:71:SER:OG	3:E:80:TYR:HD2	2.02	0.42
2:H:20:LEU:HD12	2:H:76:LEU:HD23	2.01	0.42
3:I:34:MET:SD	3:I:98:ARG:HG3	2.59	0.42
1:A:501:ASN:HB3	1:A:505:TYR:HB2	2.02	0.42

Continued on next page...

Continued from previous page...

Atom-1	Atom-2	Interatomic distance (Å)	Clash overlap (Å)
1:A:588:THR:HG23	1:A:589:PRO:HD2	2.01	0.42
1:C:287:ASP:OD1	1:C:288:ALA:N	2.52	0.42
1:C:375:SER:OG	1:C:376:THR:N	2.50	0.42
1:C:815:ARG:HD2	1:C:823:PHE:CE2	2.54	0.42
2:F:4:LEU:HD11	2:F:102:GLY:CA	2.44	0.42
2:F:20:LEU:HD12	2:F:76:LEU:HD23	2.01	0.42
3:I:51:ILE:HG23	3:I:72:ARG:HH21	1.85	0.42
1:A:84:LEU:N	1:A:84:LEU:HD12	2.35	0.42
1:A:917:TYR:HD2	1:B:1089:PHE:CE2	2.37	0.42
1:A:966:LEU:HA	1:A:966:LEU:HD23	1.84	0.42
1:A:986:PRO:HB2	1:A:987:PRO:HD3	2.01	0.42
1:B:227:VAL:HG12	1:B:229:LEU:HG	2.02	0.42
1:B:319:ARG:O	1:B:321:GLN:NE2	2.53	0.42
1:B:393:THR:O	1:B:523:THR:OG1	2.37	0.42
1:B:501:ASN:HB3	1:B:505:TYR:HB2	2.02	0.42
1:B:986:PRO:HB2	1:B:987:PRO:HD3	2.01	0.42
1:C:444:LYS:O	1:C:498:GLN:HA	2.20	0.42
1:C:996:LEU:HA	1:C:996:LEU:HD23	1.76	0.42
3:E:4:LEU:O	3:E:111:GLY:HA2	2.19	0.42
3:G:27:PHE:CZ	3:G:98:ARG:HD3	2.55	0.42
3:G:51:ILE:HG23	3:G:72:ARG:HH21	1.85	0.42
1:A:118:LEU:O	1:A:119:ILE:HG13	2.20	0.42
1:A:143:VAL:HG22	1:A:151:SER:CB	2.50	0.42
1:A:369:TYR:HD2	1:A:370:ASN:OD1	2.03	0.42
1:A:393:THR:O	1:A:523:THR:OG1	2.37	0.42
1:A:421:TYR:C	1:A:454:ARG:HD2	2.40	0.42
1:A:996:LEU:HD23	1:A:996:LEU:HA	1.89	0.42
1:B:666:ILE:HB	1:B:670:ILE:O	2.19	0.42
1:B:1085:GLY:HA2	1:B:1126:CYS:SG	2.60	0.42
2:H:53:ALA:C	2:H:55:SER:H	2.23	0.42
3:I:34:MET:HB2	3:I:51:ILE:CG2	2.49	0.42
1:A:34:ARG:HH22	1:A:189:LEU:HD21	1.84	0.42
1:A:961:THR:O	1:A:965:GLN:HG2	2.20	0.42
1:B:143:VAL:HG13	1:B:151:SER:CA	2.47	0.42
1:B:587:ILE:HG22	1:B:588:THR:N	2.24	0.42
1:B:660:TYR:H	1:B:695:TYR:HE1	1.67	0.42
1:B:796:ASP:OD1	1:B:796:ASP:N	2.53	0.42
1:B:821:LEU:O	1:B:825:LYS:HG2	2.19	0.42
1:C:34:ARG:HA	1:C:34:ARG:HD3	1.79	0.42
1:C:127:VAL:HG12	1:C:128:ILE:N	2.35	0.42
1:C:325:SER:O	1:C:326:ILE:HD13	2.19	0.42

Continued on next page...

Continued from previous page...

Atom-1	Atom-2	Interatomic distance (Å)	Clash overlap (Å)
1:C:884:SER:HB3	1:C:893:ALA:HB1	2.02	0.42
2:D:53:ALA:C	2:D:55:SER:H	2.23	0.42
2:F:38:TRP:CZ2	2:F:76:LEU:HB2	2.54	0.42
2:H:53:ALA:O	2:H:55:SER:N	2.53	0.42
3:I:27:PHE:CZ	3:I:98:ARG:HD3	2.55	0.42
1:A:1094:VAL:HG12	1:C:904:TYR:OH	2.20	0.42
1:B:29:THR:OG1	1:B:215:ASP:OD2	2.18	0.42
1:B:1007:TYR:O	1:B:1011:GLN:HG2	2.20	0.42
1:C:103:GLY:HA3	1:C:241:LEU:HB2	2.01	0.42
1:C:213:VAL:HG13	1:C:214:ARG:N	2.34	0.42
1:C:233:ILE:HG21	1:C:233:ILE:HD13	1.82	0.42
1:C:355:ARG:NH1	1:C:396:TYR:HB2	2.34	0.42
1:C:452:LEU:CD2	1:C:492:LEU:HB3	2.50	0.42
1:C:463:PRO:O	1:C:465:GLU:HG3	2.20	0.42
1:C:505:TYR:HD2	3:I:101:TYR:HB3	1.84	0.42
1:C:512:VAL:HG12	1:C:513:LEU:N	2.35	0.42
1:C:535:LYS:HZ1	1:C:554:GLU:HG3	1.85	0.42
1:C:546:LEU:HD21	1:C:573:THR:HG21	2.01	0.42
2:F:3:VAL:N	2:F:93:GLN:HE22	2.18	0.42
3:I:94:TYR:CD2	3:I:116:VAL:HG21	2.55	0.42
1:A:112:SER:OG	1:A:133:PHE:HA	2.20	0.42
1:A:775:ASP:O	1:A:779:GLN:HB2	2.20	0.42
1:B:756:TYR:HA	1:C:970:PHE:CD1	2.55	0.42
1:C:143:VAL:N	1:C:244:LEU:O	2.53	0.42
1:C:168:PHE:CG	1:C:169:GLU:N	2.88	0.42
1:C:739:THR:N	1:C:760:CYS:SG	2.93	0.42
1:A:337:PRO:HB2	1:A:356:LYS:NZ	2.35	0.41
1:A:369:TYR:HE1	1:A:384:PRO:HB2	1.85	0.41
1:A:1085:GLY:HA2	1:A:1126:CYS:SG	2.60	0.41
1:B:341:VAL:HG13	1:B:511:VAL:HG11	2.00	0.41
1:C:129:LYS:HD2	1:C:131:CYS:SG	2.60	0.41
1:C:437:ASN:HB3	1:C:508:TYR:CE1	2.55	0.41
2:D:3:VAL:N	2:D:93:GLN:HE22	2.18	0.41
3:E:51:ILE:HG23	3:E:72:ARG:HH21	1.85	0.41
2:F:53:ALA:C	2:F:55:SER:H	2.23	0.41
1:A:215:ASP:HA	1:A:266:TYR:OH	2.20	0.41
1:A:227:VAL:HG12	1:A:229:LEU:HG	2.01	0.41
1:A:303:LEU:HD12	1:A:308:VAL:HG22	2.01	0.41
1:A:364:ASP:HA	1:A:527:PRO:HD3	2.01	0.41
1:A:444:LYS:O	1:A:498:GLN:HA	2.20	0.41
1:A:1094:VAL:HG13	1:A:1107:ARG:HG2	2.02	0.41

Continued on next page...

Continued from previous page...

Atom-1	Atom-2	Interatomic distance (Å)	Clash overlap (Å)
1:B:91:TYR:HD1	1:B:193:VAL:HG22	1.84	0.41
1:B:1094:VAL:HG13	1:B:1107:ARG:HG2	2.02	0.41
1:C:455:LEU:H	1:C:492:LEU:HA	1.85	0.41
1:C:650:LEU:HD21	1:C:653:ALA:HB3	2.01	0.41
1:C:1116:THR:HA	1:C:1138:TYR:O	2.19	0.41
3:I:34:MET:CB	3:I:79:LEU:HD22	2.50	0.41
3:I:97:ALA:HB1	3:I:107:VAL:CG1	2.50	0.41
1:A:43:PHE:CD2	1:B:559:PHE:CE1	3.08	0.41
1:A:319:ARG:O	1:A:321:GLN:NE2	2.53	0.41
1:A:788:ILE:O	1:B:703:ASN:N	2.43	0.41
1:A:904:TYR:CE2	1:B:1107:ARG:HD3	2.54	0.41
1:B:92:PHE:CG	1:B:93:ALA:N	2.88	0.41
1:C:200:TYR:HA	1:C:229:LEU:O	2.21	0.41
1:C:235:ILE:HD13	1:C:235:ILE:HG21	1.81	0.41
1:C:268:GLY:O	1:C:269:TYR:CG	2.73	0.41
1:C:341:VAL:O	1:C:347:PHE:HZ	2.03	0.41
1:C:894:LEU:HA	1:C:894:LEU:HD23	1.85	0.41
1:C:914:ASN:ND2	1:C:1111:GLU:OE2	2.48	0.41
1:C:1049:LEU:HD23	1:C:1049:LEU:HA	1.73	0.41
2:D:20:LEU:HD12	2:D:76:LEU:HD23	2.01	0.41
2:D:88:VAL:HA	2:D:105:THR:O	2.19	0.41
3:E:97:ALA:HB1	3:E:107:VAL:CG1	2.50	0.41
2:F:52:TYR:HB3	3:G:106:THR:HG22	2.02	0.41
2:H:39:PHE:HB2	2:H:90:PHE:HB2	2.02	0.41
1:A:557:LYS:O	1:A:584:ILE:HG13	2.20	0.41
1:B:112:SER:OG	1:B:133:PHE:HA	2.20	0.41
1:B:587:ILE:O	1:B:588:THR:OG1	2.36	0.41
1:B:733:LYS:HE3	1:B:771:ALA:O	2.20	0.41
1:C:55:PHE:O	1:C:270:LEU:HA	2.21	0.41
1:C:280:ASN:ND2	5:C:1303:NAG:H81	2.35	0.41
1:C:355:ARG:CZ	1:C:396:TYR:HB2	2.49	0.41
1:C:746:SER:OG	1:C:748:GLU:OE1	2.34	0.41
2:D:52:TYR:O	2:D:56:ASN:HB3	2.21	0.41
2:F:52:TYR:O	2:F:56:ASN:HB3	2.21	0.41
2:H:52:TYR:O	2:H:56:ASN:HB3	2.21	0.41
3:I:40:ALA:HB3	3:I:43:LYS:HB2	2.01	0.41
1:A:431:GLY:HA2	1:A:515:PHE:HE2	1.86	0.41
1:A:516:GLU:O	1:A:517:LEU:HB2	2.19	0.41
1:A:897:PRO:HB3	1:B:709:ASN:O	2.20	0.41
1:A:1086:LYS:HA	1:A:1125:ASN:HA	2.02	0.41
1:B:169:GLU:HG3	1:B:170:TYR:N	2.36	0.41

Continued on next page...

Continued from previous page...

Atom-1	Atom-2	Interatomic distance (Å)	Clash overlap (Å)
1:B:453:TYR:CZ	1:B:493:GLN:HB3	2.56	0.41
1:B:961:THR:O	1:B:965:GLN:HG2	2.20	0.41
1:C:108:THR:CG2	1:C:236:THR:H	2.31	0.41
1:C:966:LEU:HA	1:C:966:LEU:HD23	1.85	0.41
1:C:1106:GLN:NE2	1:C:1111:GLU:OE1	2.53	0.41
2:H:4:LEU:HD11	2:H:102:GLY:CA	2.44	0.41
2:H:37:ASN:HD22	2:H:92:GLN:CB	2.20	0.41
2:H:57:GLN:HG3	2:H:58:GLY:H	1.85	0.41
3:I:6:GLU:OE1	3:I:114:THR:OG1	2.24	0.41
3:I:39:GLN:HB2	3:I:45:LEU:CD2	2.51	0.41
1:A:503:VAL:CG2	3:E:31:ASN:HA	2.50	0.41
1:B:97:LYS:HG2	1:B:186:PHE:CD1	2.56	0.41
1:B:587:ILE:CG2	1:B:588:THR:H	2.27	0.41
1:B:884:SER:HA	1:B:894:LEU:O	2.21	0.41
1:B:1038:LYS:HA	1:B:1038:LYS:HD2	1.84	0.41
1:C:48:LEU:HB3	1:C:276:LEU:HD11	2.02	0.41
1:C:537:LYS:O	1:C:539:VAL:HG13	2.21	0.41
1:C:645:THR:OG1	1:C:648:GLY:O	2.31	0.41
1:C:767:LEU:HD23	1:C:767:LEU:HA	1.86	0.41
1:C:900:MET:HA	1:C:917:TYR:OH	2.21	0.41
2:D:50:LEU:O	2:D:51:ILE:HD13	2.21	0.41
2:D:53:ALA:O	2:D:55:SER:N	2.53	0.41
2:F:57:GLN:HG3	2:F:58:GLY:H	1.85	0.41
1:A:91:TYR:HD1	1:A:193:VAL:HG22	1.84	0.41
1:A:378:LYS:HE3	1:A:380:TYR:CE1	2.56	0.41
1:A:614:ASP:N	1:A:647:ALA:O	2.54	0.41
1:A:884:SER:HA	1:A:894:LEU:O	2.21	0.41
1:B:45:SER:HA	1:B:280:ASN:O	2.20	0.41
1:B:759:PHE:HA	1:B:762:GLN:HG2	2.02	0.41
1:B:1086:LYS:HE2	1:B:1086:LYS:HB2	1.82	0.41
1:C:224:GLU:H	1:C:224:GLU:CD	2.23	0.41
1:C:497:PHE:HD1	1:C:505:TYR:O	2.04	0.41
1:C:784:GLN:NE2	1:C:1030:SER:OG	2.54	0.41
1:C:1103:PHE:HE1	1:C:1114:ILE:CD1	2.30	0.41
3:E:27:PHE:CZ	3:E:98:ARG:HD3	2.55	0.41
2:H:50:LEU:O	2:H:51:ILE:HD13	2.21	0.41
1:A:618:THR:HG1	1:A:619:GLU:H	1.69	0.41
1:A:1049:LEU:HD23	1:A:1049:LEU:HA	1.80	0.41
1:B:1088:HIS:ND1	1:B:1122:VAL:HG22	2.35	0.41
1:C:108:THR:OG1	1:C:114:THR:HG21	2.21	0.41
1:C:314:GLN:HG3	1:C:595:VAL:O	2.21	0.41

Continued on next page...

Continued from previous page...

Atom-1	Atom-2	Interatomic distance (Å)	Clash overlap (Å)
1:C:377:PHE:CE2	1:C:379:CYS:SG	3.14	0.41
1:C:534:VAL:HB	1:C:539:VAL:HG11	2.03	0.41
3:G:90:ASP:O	3:G:94:TYR:OH	2.18	0.41
1:A:97:LYS:HG2	1:A:186:PHE:CD1	2.56	0.41
1:A:585:LEU:HD23	1:A:585:LEU:HA	1.85	0.41
1:A:674:TYR:O	1:A:674:TYR:CG	2.73	0.41
1:A:709:ASN:ND2	5:A:1309:NAG:C7	2.84	0.41
1:A:1007:TYR:O	1:A:1011:GLN:HG2	2.20	0.41
1:A:1097:SER:HB2	1:A:1102:TRP:CE3	2.56	0.41
1:B:328:ARG:HA	1:B:530:SER:HB2	2.03	0.41
1:B:337:PRO:HB2	1:B:356:LYS:NZ	2.35	0.41
1:B:342:PHE:CE2	1:B:368:LEU:HG	2.56	0.41
1:B:415:THR:OG1	2:H:63:SER:HB3	2.21	0.41
1:B:557:LYS:O	1:B:584:ILE:HG13	2.20	0.41
1:B:674:TYR:O	1:B:674:TYR:CG	2.73	0.41
1:C:545:GLY:O	1:C:547:THR:HG23	2.20	0.41
1:C:556:ASN:OD1	1:C:556:ASN:N	2.54	0.41
1:C:674:TYR:O	1:C:674:TYR:CG	2.74	0.41
1:C:826:VAL:HG23	1:C:945:LEU:HD13	2.02	0.41
1:C:950:ASP:O	1:C:954:GLN:HG3	2.21	0.41
1:C:1024:LEU:HD12	1:C:1024:LEU:HA	1.85	0.41
3:E:34:MET:CB	3:E:79:LEU:HD22	2.50	0.41
3:E:36:TRP:CD2	3:E:96:CYS:HB3	2.56	0.41
3:E:71:SER:O	3:E:79:LEU:HD12	2.21	0.41
3:E:94:TYR:CD2	3:E:116:VAL:HG21	2.55	0.41
3:G:33:GLY:N	3:G:53:SER:HB2	2.36	0.41
3:G:97:ALA:HB1	3:G:107:VAL:CG1	2.51	0.41
2:H:3:VAL:N	2:H:93:GLN:HE22	2.18	0.41
1:A:92:PHE:CG	1:A:93:ALA:N	2.88	0.41
1:A:115:GLN:OE1	1:A:115:GLN:N	2.54	0.41
1:A:453:TYR:CZ	1:A:493:GLN:HB3	2.56	0.41
1:A:1101:HIS:NE2	4:M:2:NAG:H82	2.36	0.41
1:B:378:LYS:HE3	1:B:380:TYR:CE1	2.56	0.41
1:B:1101:HIS:NE2	4:R:2:NAG:H82	2.36	0.41
1:C:95:THR:HG1	1:C:186:PHE:HD2	1.69	0.41
1:C:452:LEU:HD23	1:C:453:TYR:N	2.36	0.41
1:C:915:VAL:HG12	1:C:915:VAL:O	2.21	0.41
2:D:35:PHE:HD1	2:D:35:PHE:HA	1.74	0.41
3:E:33:GLY:N	3:E:53:SER:HB2	2.36	0.41
3:G:100:ARG:HB2	3:G:108:ASP:OD1	2.21	0.41
3:I:15:GLY:H	3:I:86:LEU:C	2.24	0.41

Continued on next page...

Continued from previous page...

Atom-1	Atom-2	Interatomic distance (Å)	Clash overlap (Å)
1:A:143:VAL:HG11	1:A:245:HIS:CE1	2.56	0.40
1:A:169:GLU:HG3	1:A:170:TYR:N	2.36	0.40
1:A:380:TYR:CE2	1:A:411:ALA:HA	2.56	0.40
1:B:84:LEU:N	1:B:84:LEU:HD12	2.35	0.40
1:B:140:PHE:CD2	1:B:244:LEU:HD11	2.55	0.40
1:B:143:VAL:HG11	1:B:245:HIS:CE1	2.56	0.40
1:C:318:PHE:CZ	1:C:615:VAL:HG11	2.56	0.40
2:D:57:GLN:HG3	2:D:58:GLY:H	1.85	0.40
2:F:50:LEU:O	2:F:51:ILE:HD13	2.21	0.40
1:A:91:TYR:O	1:A:92:PHE:HB2	2.22	0.40
1:A:928:ASN:O	1:A:931:ILE:HB	2.21	0.40
1:B:143:VAL:HG22	1:B:151:SER:CB	2.50	0.40
1:B:392:PHE:CD1	1:B:517:LEU:HA	2.54	0.40
1:B:435:ALA:CB	1:B:510:VAL:HG22	2.52	0.40
1:B:709:ASN:ND2	5:B:1309:NAG:C7	2.84	0.40
1:C:362:VAL:HG23	1:C:525:CYS:O	2.21	0.40
1:C:434:ILE:HG22	1:C:435:ALA:N	2.36	0.40
1:C:973:ILE:CD1	1:C:980:ILE:HG12	2.48	0.40
3:E:33:GLY:O	3:E:99:PHE:HD2	2.05	0.40
3:G:20:LEU:HD22	3:G:114:THR:HG21	2.03	0.40
3:G:34:MET:CB	3:G:79:LEU:HD22	2.50	0.40
1:A:435:ALA:CB	1:A:510:VAL:HG22	2.52	0.40
1:A:576:VAL:HG23	1:A:585:LEU:HB2	2.03	0.40
1:A:733:LYS:HE3	1:A:771:ALA:O	2.20	0.40
1:A:759:PHE:HA	1:A:762:GLN:HG2	2.02	0.40
1:B:377:PHE:HE2	1:B:384:PRO:HB3	1.87	0.40
1:B:444:LYS:O	1:B:498:GLN:HA	2.20	0.40
1:C:32:PHE:HB3	1:C:33:THR:H	1.63	0.40
1:C:171:VAL:CG1	1:C:172:SER:N	2.84	0.40
1:C:356:LYS:O	1:C:396:TYR:HA	2.21	0.40
1:C:421:TYR:C	1:C:454:ARG:HD2	2.42	0.40
1:C:512:VAL:HG12	1:C:513:LEU:H	1.87	0.40
1:C:570:ALA:HB3	1:C:572:THR:CG2	2.51	0.40
1:C:800:PHE:CE1	1:C:924:ALA:HA	2.56	0.40
3:G:39:GLN:HB2	3:G:45:LEU:CD2	2.51	0.40
3:I:33:GLY:O	3:I:99:PHE:HD2	2.04	0.40
1:A:357:ARG:O	1:A:358:ILE:HD13	2.22	0.40
1:B:65:PHE:HD2	1:B:265:TYR:CE1	2.39	0.40
1:B:204:TYR:CD1	1:B:223:LEU:O	2.75	0.40
1:B:376:THR:HG22	1:B:435:ALA:HB3	2.03	0.40
1:B:928:ASN:O	1:B:931:ILE:HB	2.22	0.40

Continued on next page...

Continued from previous page...

Atom-1	Atom-2	Interatomic distance (Å)	Clash overlap (Å)
1:B:1115:ILE:HA	1:B:1119:ASN:HD22	1.87	0.40
1:C:64:TRP:HD1	1:C:266:TYR:CE1	2.37	0.40
1:C:133:PHE:HD1	1:C:160:TYR:HB2	1.86	0.40
1:C:394:ASN:O	1:C:515:PHE:HB3	2.21	0.40
1:C:719:THR:HG22	1:C:1068:VAL:HB	2.02	0.40
3:E:100:ARG:HB2	3:E:108:ASP:OD1	2.21	0.40
3:G:94:TYR:CD2	3:G:116:VAL:HG21	2.55	0.40
3:I:100:ARG:HB2	3:I:108:ASP:OD1	2.21	0.40
1:A:306:PHE:N	1:A:306:PHE:CD1	2.89	0.40
1:A:959:LEU:HA	1:A:959:LEU:HD23	1.89	0.40
1:A:1088:HIS:ND1	1:A:1122:VAL:HG22	2.35	0.40
1:B:380:TYR:CE2	1:B:411:ALA:HA	2.56	0.40
1:B:1049:LEU:HD23	1:B:1049:LEU:HA	1.80	0.40
1:C:40:ASP:N	1:C:40:ASP:OD1	2.53	0.40
1:C:118:LEU:HG	1:C:119:ILE:N	2.37	0.40
1:C:444:LYS:CG	1:C:448:ASN:HB2	2.48	0.40
1:C:916:LEU:HD12	1:C:923:ILE:HD12	2.02	0.40
3:E:15:GLY:H	3:E:86:LEU:C	2.24	0.40
3:E:50:GLU:HG3	3:E:51:ILE:N	2.37	0.40
3:G:15:GLY:H	3:G:86:LEU:C	2.25	0.40
3:I:13:LYS:NZ	3:I:120:SER:O	2.55	0.40

There are no symmetry-related clashes.

5.3 Torsion angles [i](#)

5.3.1 Protein backbone [i](#)

In the following table, the Percentiles column shows the percent Ramachandran outliers of the chain as a percentile score with respect to all PDB entries followed by that with respect to all EM entries.

The Analysed column shows the number of residues for which the backbone conformation was analysed, and the total number of residues.

Mol	Chain	Analysed	Favoured	Allowed	Outliers	Percentiles
1	A	1009/1208 (84%)	893 (88%)	112 (11%)	4 (0%)	34 72
1	B	1009/1208 (84%)	894 (89%)	112 (11%)	3 (0%)	41 75
1	C	1009/1208 (84%)	877 (87%)	124 (12%)	8 (1%)	19 58
2	D	108/110 (98%)	94 (87%)	12 (11%)	2 (2%)	8 40

Continued on next page...

Continued from previous page...

Mol	Chain	Analysed	Favoured	Allowed	Outliers	Percentiles	
2	F	108/110 (98%)	94 (87%)	12 (11%)	2 (2%)	8	40
2	H	108/110 (98%)	94 (87%)	12 (11%)	2 (2%)	8	40
3	E	117/119 (98%)	107 (92%)	10 (8%)	0	100	100
3	G	117/119 (98%)	107 (92%)	10 (8%)	0	100	100
3	I	117/119 (98%)	107 (92%)	10 (8%)	0	100	100
All	All	3702/4311 (86%)	3267 (88%)	414 (11%)	21 (1%)	29	64

All (21) Ramachandran outliers are listed below:

Mol	Chain	Res	Type
1	A	332	ILE
1	B	332	ILE
1	C	332	ILE
2	D	33	ILE
2	F	33	ILE
2	H	33	ILE
1	A	153	MET
1	A	221	SER
1	B	153	MET
1	C	153	MET
1	A	333	THR
1	B	333	THR
1	C	161	SER
2	D	100	ILE
2	F	100	ILE
2	H	100	ILE
1	C	333	THR
1	C	1033	VAL
1	C	527	PRO
1	C	742	ILE
1	C	337	PRO

5.3.2 Protein sidechains [i](#)

In the following table, the Percentiles column shows the percent sidechain outliers of the chain as a percentile score with respect to all PDB entries followed by that with respect to all EM entries.

The Analysed column shows the number of residues for which the sidechain conformation was analysed, and the total number of residues.

Mol	Chain	Analysed	Rotameric	Outliers	Percentiles	
1	A	892/1054 (85%)	891 (100%)	1 (0%)	93	98
1	B	892/1054 (85%)	891 (100%)	1 (0%)	93	98
1	C	891/1054 (84%)	890 (100%)	1 (0%)	93	98
2	D	91/94 (97%)	90 (99%)	1 (1%)	73	88
2	F	91/94 (97%)	90 (99%)	1 (1%)	73	88
2	H	91/94 (97%)	90 (99%)	1 (1%)	73	88
3	E	93/94 (99%)	93 (100%)	0	100	100
3	G	93/94 (99%)	93 (100%)	0	100	100
3	I	93/94 (99%)	93 (100%)	0	100	100
All	All	3227/3726 (87%)	3221 (100%)	6 (0%)	93	98

All (6) residues with a non-rotameric sidechain are listed below:

Mol	Chain	Res	Type
1	A	1089	PHE
1	B	1089	PHE
1	C	106	PHE
2	D	35	PHE
2	F	35	PHE
2	H	35	PHE

Sometimes sidechains can be flipped to improve hydrogen bonding and reduce clashes. All (52) such sidechains are listed below:

Mol	Chain	Res	Type
1	A	137	ASN
1	A	164	ASN
1	A	196	ASN
1	A	207	HIS
1	A	239	GLN
1	A	317	ASN
1	A	450	ASN
1	A	506	GLN
1	A	580	GLN
1	A	655	HIS
1	A	658	ASN
1	A	804	GLN
1	A	901	GLN
1	A	935	GLN
1	A	1011	GLN

Continued on next page...

Continued from previous page...

Mol	Chain	Res	Type
1	A	1119	ASN
1	B	137	ASN
1	B	164	ASN
1	B	196	ASN
1	B	207	HIS
1	B	239	GLN
1	B	317	ASN
1	B	450	ASN
1	B	501	ASN
1	B	506	GLN
1	B	580	GLN
1	B	655	HIS
1	B	658	ASN
1	B	762	GLN
1	B	901	GLN
1	B	913	GLN
1	B	1011	GLN
1	B	1119	ASN
1	C	87	ASN
1	C	99	ASN
1	C	134	GLN
1	C	196	ASN
1	C	207	HIS
1	C	245	HIS
1	C	317	ASN
1	C	450	ASN
1	C	501	ASN
1	C	506	GLN
1	C	901	GLN
1	C	935	GLN
1	C	1106	GLN
2	D	57	GLN
3	E	82	GLN
2	F	57	GLN
3	G	82	GLN
2	H	57	GLN
3	I	82	GLN

5.3.3 RNA

There are no RNA molecules in this entry.

5.4 Non-standard residues in protein, DNA, RNA chains [i](#)

There are no non-standard protein/DNA/RNA residues in this entry.

5.5 Carbohydrates [i](#)

30 monosaccharides are modelled in this entry.

In the following table, the Counts columns list the number of bonds (or angles) for which Mogul statistics could be retrieved, the number of bonds (or angles) that are observed in the model and the number of bonds (or angles) that are defined in the Chemical Component Dictionary. The Link column lists molecule types, if any, to which the group is linked. The Z score for a bond length (or angle) is the number of standard deviations the observed value is removed from the expected value. A bond length (or angle) with $|Z| > 2$ is considered an outlier worth inspection. RMSZ is the root-mean-square of all Z scores of the bond lengths (or angles).

Mol	Type	Chain	Res	Link	Bond lengths			Bond angles		
					Counts	RMSZ	$\# Z > 2$	Counts	RMSZ	$\# Z > 2$
4	NAG	J	1	1,4	14,14,15	0.85	1 (7%)	17,19,21	0.98	1 (5%)
4	NAG	J	2	4	14,14,15	0.42	0	17,19,21	0.46	0
4	NAG	K	1	1,4	14,14,15	0.53	0	17,19,21	0.59	0
4	NAG	K	2	4	14,14,15	0.19	0	17,19,21	0.45	0
4	NAG	L	1	1,4	14,14,15	0.70	1 (7%)	17,19,21	0.51	0
4	NAG	L	2	4	14,14,15	0.31	0	17,19,21	0.55	0
4	NAG	M	1	1,4	14,14,15	0.84	1 (7%)	17,19,21	0.59	0
4	NAG	M	2	4	14,14,15	0.22	0	17,19,21	0.38	0
4	NAG	N	1	1,4	14,14,15	0.95	1 (7%)	17,19,21	0.69	0
4	NAG	N	2	4	14,14,15	0.30	0	17,19,21	0.38	0
4	NAG	O	1	1,4	14,14,15	0.85	1 (7%)	17,19,21	0.98	1 (5%)
4	NAG	O	2	4	14,14,15	0.40	0	17,19,21	0.46	0
4	NAG	P	1	1,4	14,14,15	0.52	0	17,19,21	0.59	0
4	NAG	P	2	4	14,14,15	0.18	0	17,19,21	0.45	0
4	NAG	Q	1	1,4	14,14,15	0.70	1 (7%)	17,19,21	0.50	0
4	NAG	Q	2	4	14,14,15	0.31	0	17,19,21	0.56	0
4	NAG	R	1	1,4	14,14,15	0.85	1 (7%)	17,19,21	0.59	0
4	NAG	R	2	4	14,14,15	0.23	0	17,19,21	0.39	0
4	NAG	S	1	1,4	14,14,15	0.96	1 (7%)	17,19,21	0.69	0
4	NAG	S	2	4	14,14,15	0.29	0	17,19,21	0.37	0
4	NAG	T	1	1,4	14,14,15	0.84	1 (7%)	17,19,21	0.88	1 (5%)
4	NAG	T	2	4	14,14,15	0.58	0	17,19,21	0.73	1 (5%)
4	NAG	U	1	1,4	14,14,15	0.94	1 (7%)	17,19,21	0.85	1 (5%)
4	NAG	U	2	4	14,14,15	0.43	0	17,19,21	0.43	0

Mol	Type	Chain	Res	Link	Bond lengths			Bond angles		
					Counts	RMSZ	# Z > 2	Counts	RMSZ	# Z > 2
4	NAG	V	1	1,4	14,14,15	1.06	1 (7%)	17,19,21	0.55	0
4	NAG	V	2	4	14,14,15	0.33	0	17,19,21	0.45	0
4	NAG	W	1	1,4	14,14,15	0.99	1 (7%)	17,19,21	0.58	0
4	NAG	W	2	4	14,14,15	0.31	0	17,19,21	0.54	0
4	NAG	X	1	1,4	14,14,15	1.47	1 (7%)	17,19,21	0.63	0
4	NAG	X	2	4	14,14,15	0.25	0	17,19,21	0.40	0

In the following table, the Chirals column lists the number of chiral outliers, the number of chiral centers analysed, the number of these observed in the model and the number defined in the Chemical Component Dictionary. Similar counts are reported in the Torsion and Rings columns. '-' means no outliers of that kind were identified.

Mol	Type	Chain	Res	Link	Chirals	Torsions	Rings
4	NAG	J	1	1,4	-	2/6/23/26	0/1/1/1
4	NAG	J	2	4	-	1/6/23/26	0/1/1/1
4	NAG	K	1	1,4	-	2/6/23/26	0/1/1/1
4	NAG	K	2	4	-	2/6/23/26	0/1/1/1
4	NAG	L	1	1,4	-	2/6/23/26	0/1/1/1
4	NAG	L	2	4	-	2/6/23/26	0/1/1/1
4	NAG	M	1	1,4	-	2/6/23/26	0/1/1/1
4	NAG	M	2	4	-	1/6/23/26	0/1/1/1
4	NAG	N	1	1,4	-	4/6/23/26	0/1/1/1
4	NAG	N	2	4	-	3/6/23/26	0/1/1/1
4	NAG	O	1	1,4	-	2/6/23/26	0/1/1/1
4	NAG	O	2	4	-	1/6/23/26	0/1/1/1
4	NAG	P	1	1,4	-	2/6/23/26	0/1/1/1
4	NAG	P	2	4	-	2/6/23/26	0/1/1/1
4	NAG	Q	1	1,4	-	2/6/23/26	0/1/1/1
4	NAG	Q	2	4	-	2/6/23/26	0/1/1/1
4	NAG	R	1	1,4	-	2/6/23/26	0/1/1/1
4	NAG	R	2	4	-	1/6/23/26	0/1/1/1
4	NAG	S	1	1,4	-	4/6/23/26	0/1/1/1
4	NAG	S	2	4	-	3/6/23/26	0/1/1/1
4	NAG	T	1	1,4	-	1/6/23/26	0/1/1/1
4	NAG	T	2	4	-	4/6/23/26	0/1/1/1
4	NAG	U	1	1,4	-	2/6/23/26	0/1/1/1
4	NAG	U	2	4	-	2/6/23/26	0/1/1/1

Continued on next page...

Continued from previous page...

Mol	Type	Chain	Res	Link	Chirals	Torsions	Rings
4	NAG	V	1	1,4	-	3/6/23/26	0/1/1/1
4	NAG	V	2	4	-	2/6/23/26	0/1/1/1
4	NAG	W	1	1,4	-	3/6/23/26	0/1/1/1
4	NAG	W	2	4	-	0/6/23/26	0/1/1/1
4	NAG	X	1	1,4	-	2/6/23/26	0/1/1/1
4	NAG	X	2	4	-	4/6/23/26	0/1/1/1

All (13) bond length outliers are listed below:

Mol	Chain	Res	Type	Atoms	Z	Observed(Å)	Ideal(Å)
4	X	1	NAG	O5-C1	-4.99	1.35	1.43
4	V	1	NAG	O5-C1	-3.85	1.37	1.43
4	W	1	NAG	O5-C1	-3.47	1.38	1.43
4	S	1	NAG	O5-C1	-3.39	1.38	1.43
4	N	1	NAG	O5-C1	-3.36	1.38	1.43
4	T	1	NAG	O5-C1	-3.05	1.38	1.43
4	R	1	NAG	O5-C1	-2.96	1.39	1.43
4	M	1	NAG	O5-C1	-2.95	1.39	1.43
4	O	1	NAG	O5-C1	-2.84	1.39	1.43
4	J	1	NAG	O5-C1	-2.83	1.39	1.43
4	U	1	NAG	O5-C1	-2.72	1.39	1.43
4	L	1	NAG	O5-C1	-2.42	1.39	1.43
4	Q	1	NAG	O5-C1	-2.37	1.39	1.43

All (5) bond angle outliers are listed below:

Mol	Chain	Res	Type	Atoms	Z	Observed(°)	Ideal(°)
4	J	1	NAG	C3-C4-C5	2.71	115.08	110.24
4	O	1	NAG	C3-C4-C5	2.71	115.07	110.24
4	T	1	NAG	C1-O5-C5	2.56	115.66	112.19
4	T	2	NAG	C1-O5-C5	2.46	115.53	112.19
4	U	1	NAG	C1-O5-C5	2.24	115.22	112.19

There are no chirality outliers.

All (65) torsion outliers are listed below:

Mol	Chain	Res	Type	Atoms
4	N	1	NAG	C3-C2-N2-C7
4	S	1	NAG	C3-C2-N2-C7
4	N	2	NAG	C4-C5-C6-O6

Continued on next page...

Continued from previous page...

Mol	Chain	Res	Type	Atoms
4	S	2	NAG	C4-C5-C6-O6
4	U	1	NAG	O5-C5-C6-O6
4	J	1	NAG	O5-C5-C6-O6
4	N	1	NAG	O5-C5-C6-O6
4	N	2	NAG	O5-C5-C6-O6
4	O	1	NAG	O5-C5-C6-O6
4	S	1	NAG	O5-C5-C6-O6
4	S	2	NAG	O5-C5-C6-O6
4	T	2	NAG	O5-C5-C6-O6
4	K	1	NAG	O5-C5-C6-O6
4	L	2	NAG	O5-C5-C6-O6
4	P	1	NAG	O5-C5-C6-O6
4	Q	2	NAG	O5-C5-C6-O6
4	X	2	NAG	C4-C5-C6-O6
4	L	2	NAG	C4-C5-C6-O6
4	N	1	NAG	C4-C5-C6-O6
4	Q	2	NAG	C4-C5-C6-O6
4	S	1	NAG	C4-C5-C6-O6
4	T	2	NAG	C4-C5-C6-O6
4	U	2	NAG	O5-C5-C6-O6
4	U	1	NAG	C4-C5-C6-O6
4	K	1	NAG	C4-C5-C6-O6
4	P	1	NAG	C4-C5-C6-O6
4	J	1	NAG	C4-C5-C6-O6
4	O	1	NAG	C4-C5-C6-O6
4	X	1	NAG	C4-C5-C6-O6
4	U	2	NAG	C4-C5-C6-O6
4	L	1	NAG	O5-C5-C6-O6
4	Q	1	NAG	O5-C5-C6-O6
4	X	2	NAG	O5-C5-C6-O6
4	X	1	NAG	O5-C5-C6-O6
4	K	2	NAG	O5-C5-C6-O6
4	P	2	NAG	O5-C5-C6-O6
4	V	1	NAG	O5-C5-C6-O6
4	W	1	NAG	C1-C2-N2-C7
4	X	2	NAG	C1-C2-N2-C7
4	L	1	NAG	C4-C5-C6-O6
4	Q	1	NAG	C4-C5-C6-O6
4	J	2	NAG	O5-C5-C6-O6
4	O	2	NAG	O5-C5-C6-O6
4	V	2	NAG	C4-C5-C6-O6
4	M	2	NAG	O5-C5-C6-O6

Continued on next page...

Continued from previous page...

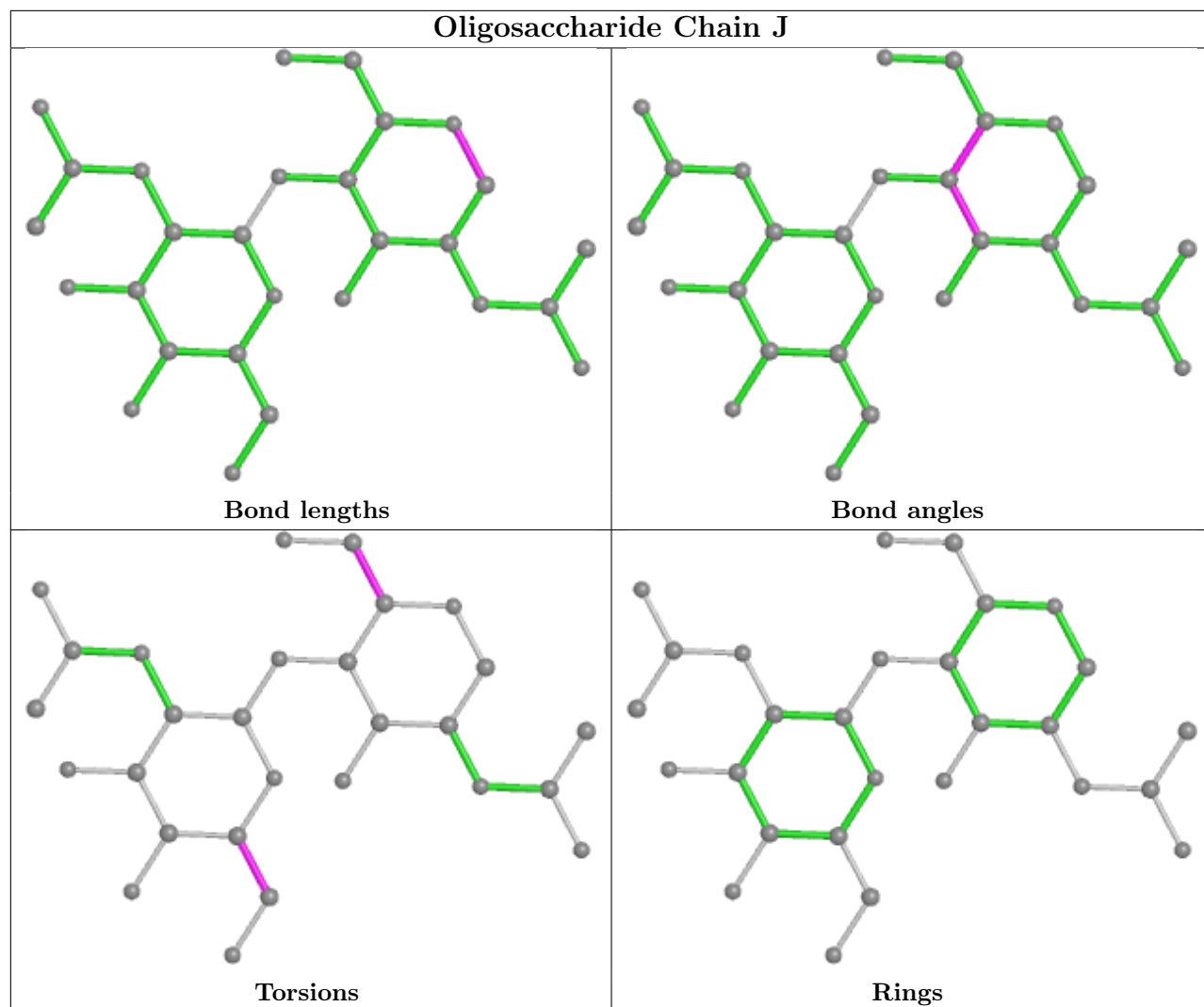
Mol	Chain	Res	Type	Atoms
4	R	2	NAG	O5-C5-C6-O6
4	T	2	NAG	C1-C2-N2-C7
4	W	1	NAG	O5-C5-C6-O6
4	T	1	NAG	O5-C5-C6-O6
4	V	1	NAG	C4-C5-C6-O6
4	V	2	NAG	O5-C5-C6-O6
4	K	2	NAG	C4-C5-C6-O6
4	P	2	NAG	C4-C5-C6-O6
4	M	1	NAG	C4-C5-C6-O6
4	R	1	NAG	C4-C5-C6-O6
4	V	1	NAG	C3-C2-N2-C7
4	N	1	NAG	C1-C2-N2-C7
4	S	1	NAG	C1-C2-N2-C7
4	T	2	NAG	C3-C2-N2-C7
4	W	1	NAG	C3-C2-N2-C7
4	X	2	NAG	C3-C2-N2-C7
4	N	2	NAG	C1-C2-N2-C7
4	S	2	NAG	C1-C2-N2-C7
4	M	1	NAG	O5-C5-C6-O6
4	R	1	NAG	O5-C5-C6-O6

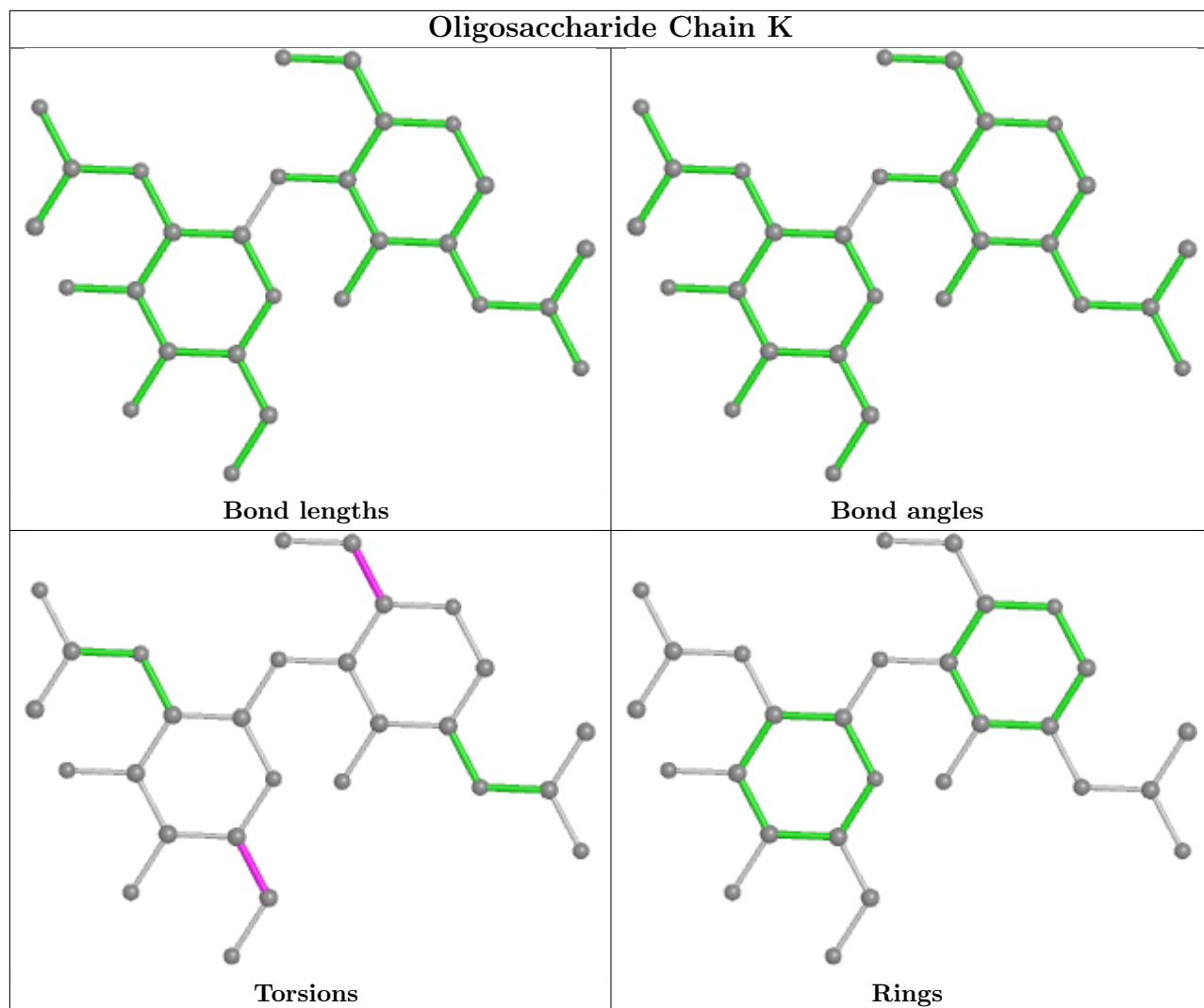
There are no ring outliers.

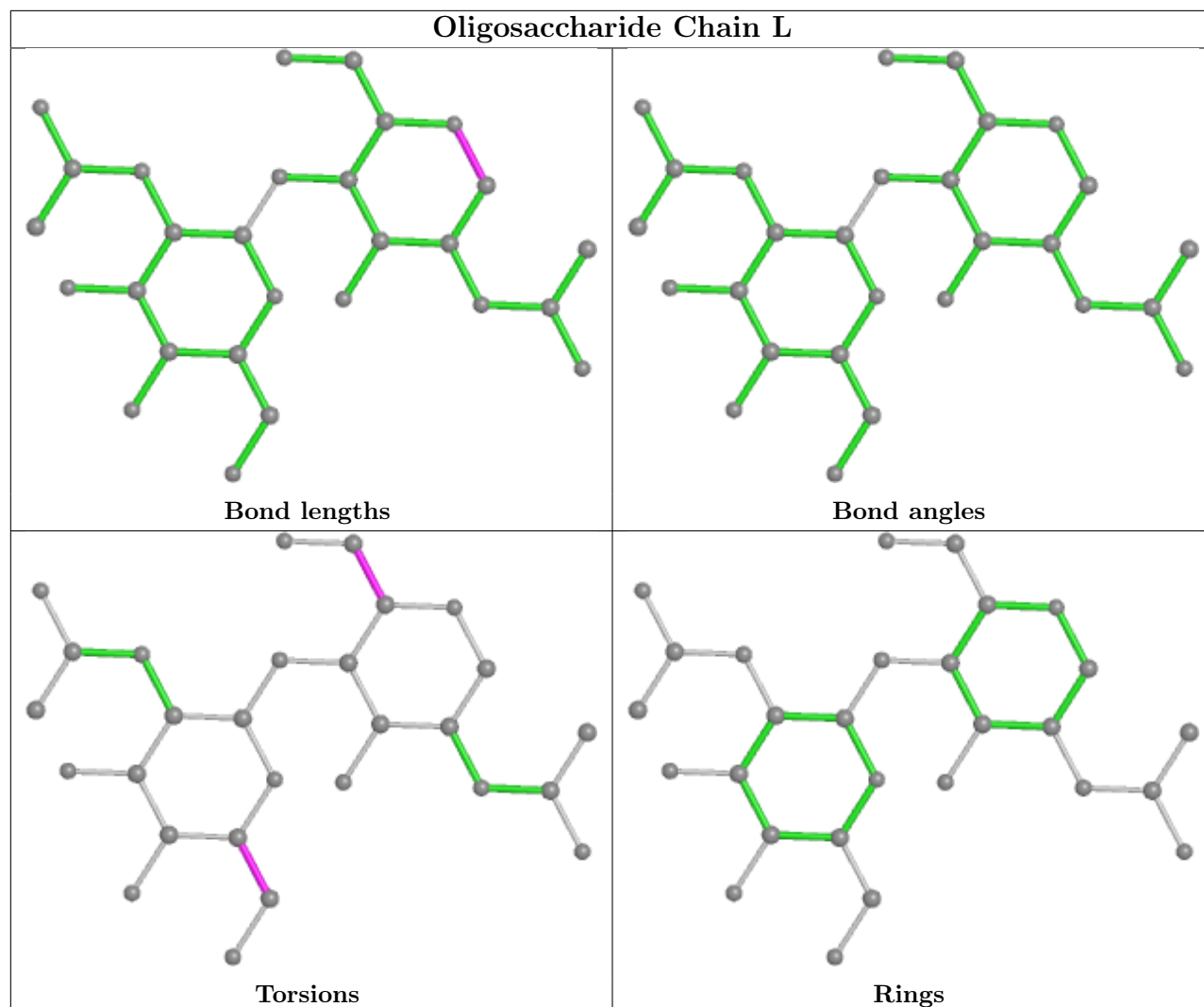
12 monomers are involved in 14 short contacts:

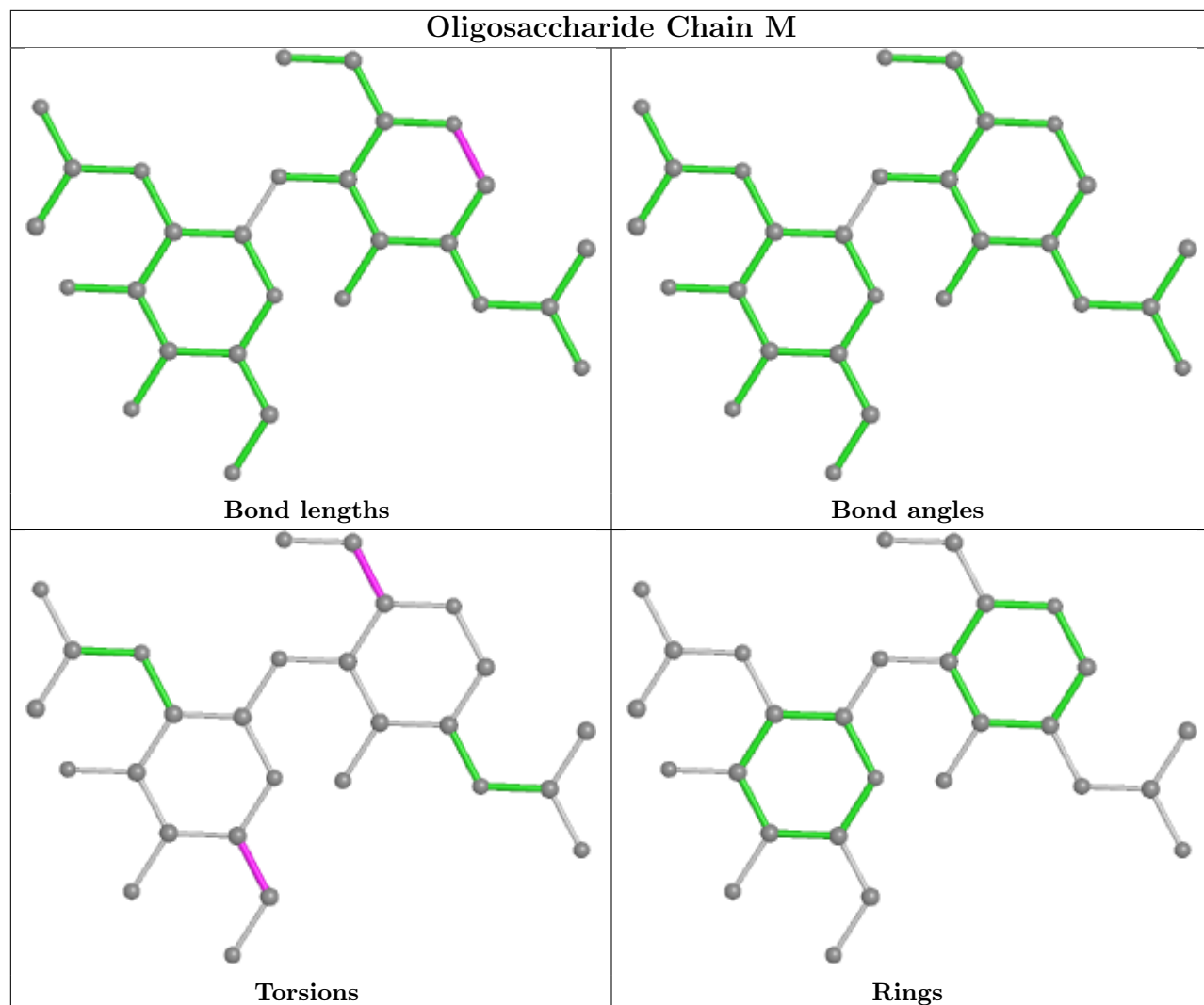
Mol	Chain	Res	Type	Clashes	Symm-Clashes
4	V	1	NAG	1	0
4	L	1	NAG	1	0
4	M	2	NAG	1	0
4	S	1	NAG	2	0
4	T	1	NAG	1	0
4	O	1	NAG	1	0
4	N	1	NAG	2	0
4	R	2	NAG	1	0
4	Q	1	NAG	1	0
4	T	2	NAG	1	0
4	J	1	NAG	1	0
4	W	1	NAG	2	0

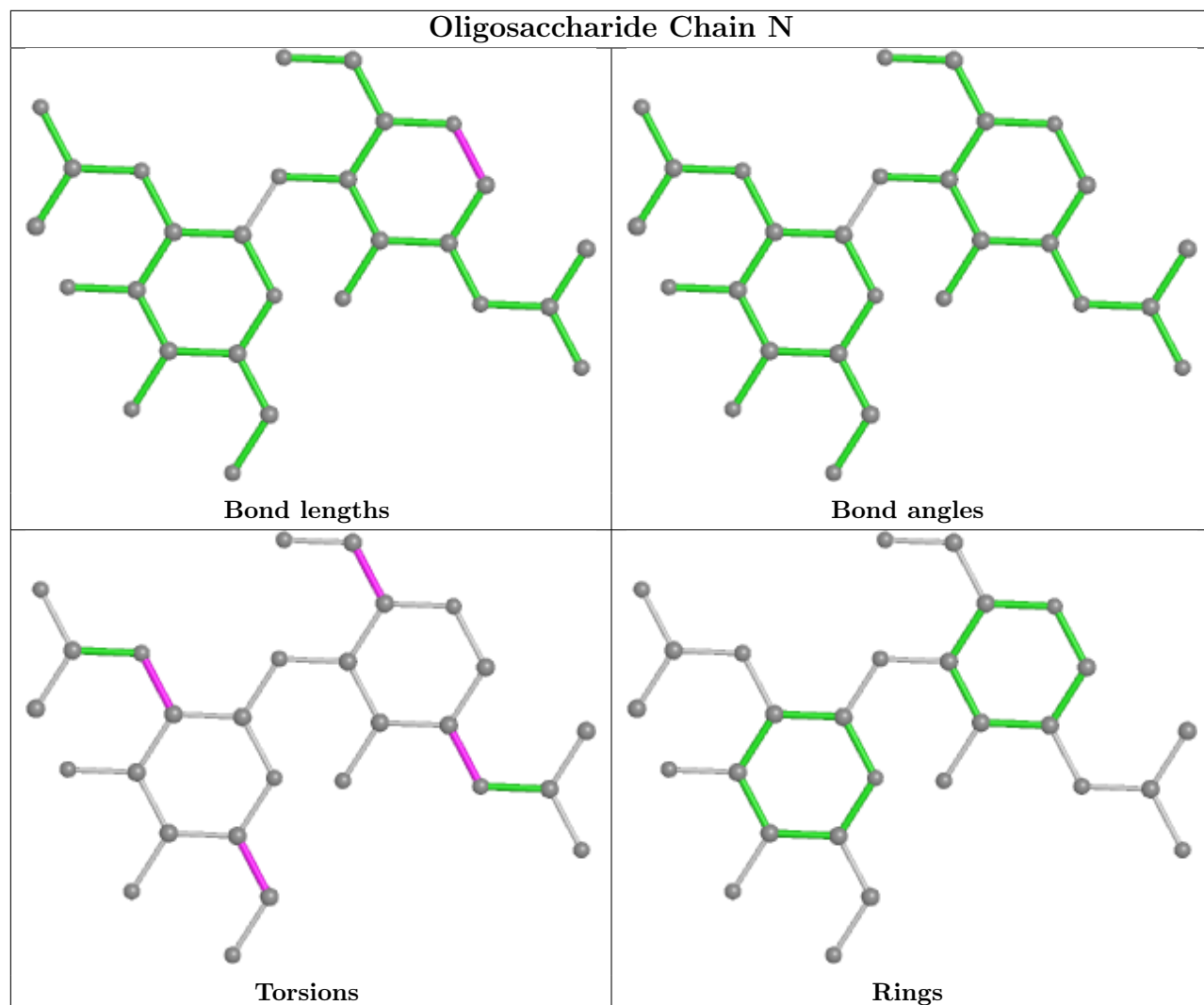
The following is a two-dimensional graphical depiction of Mogul quality analysis of bond lengths, bond angles, torsion angles, and ring geometry for oligosaccharide.

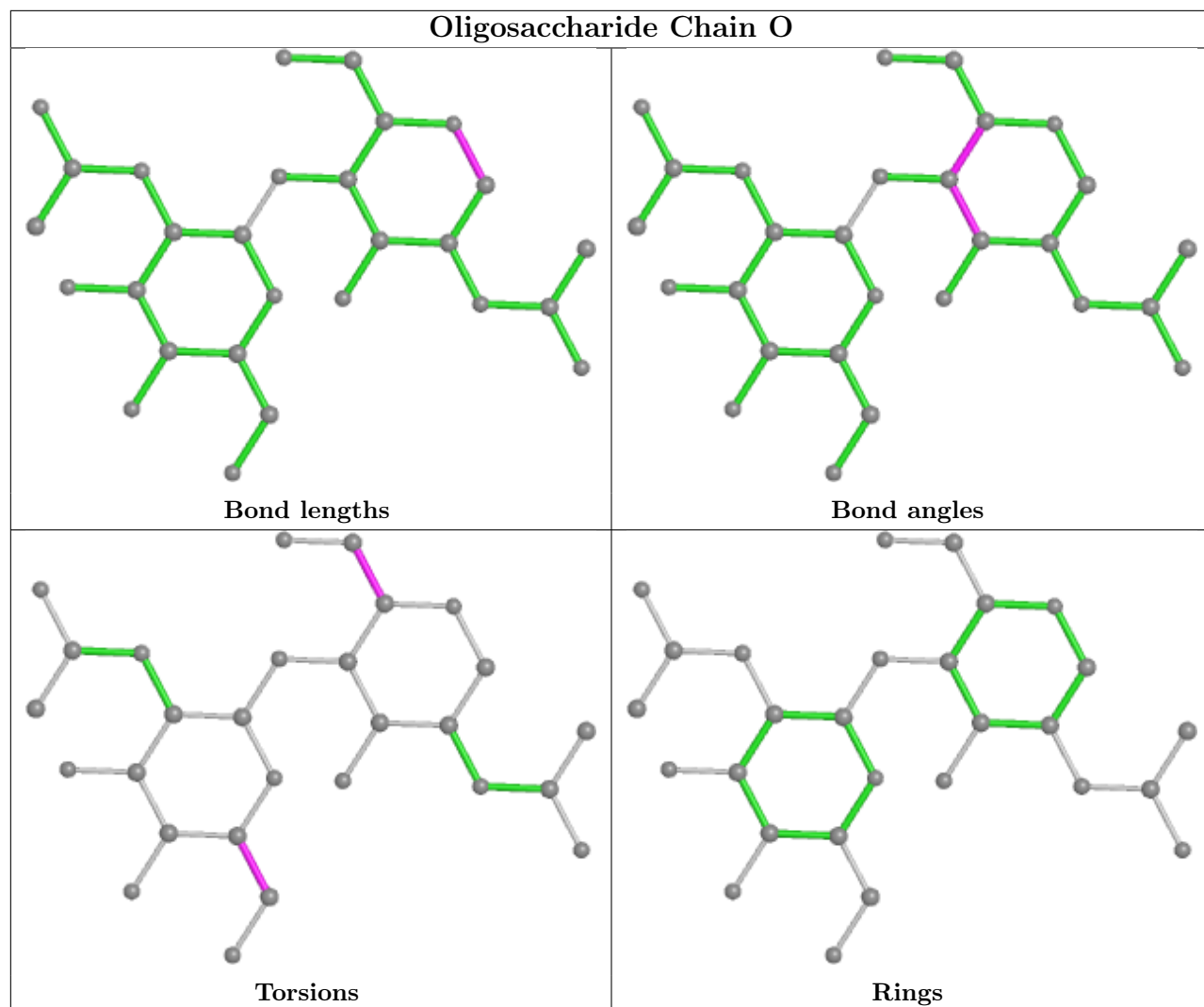


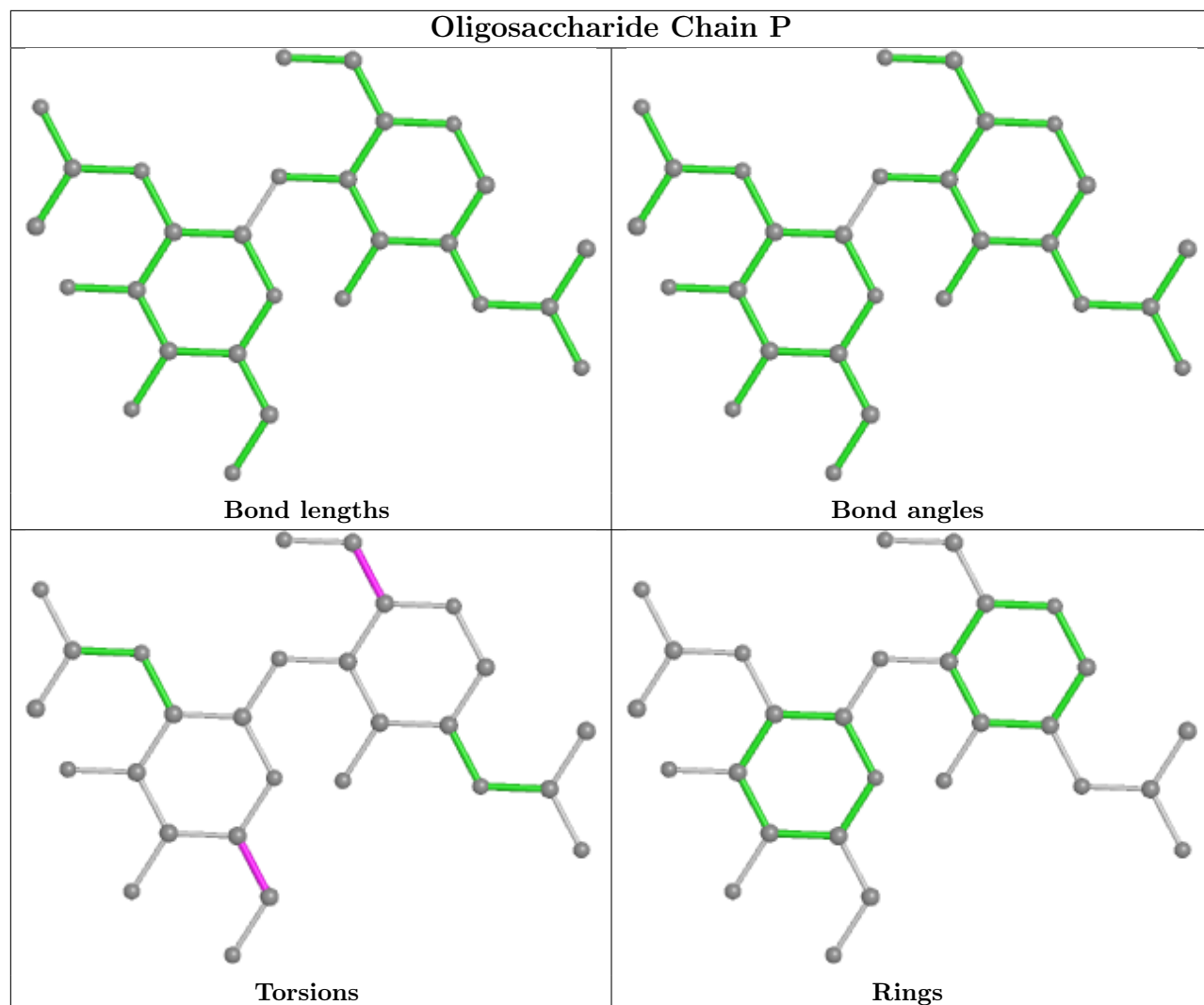


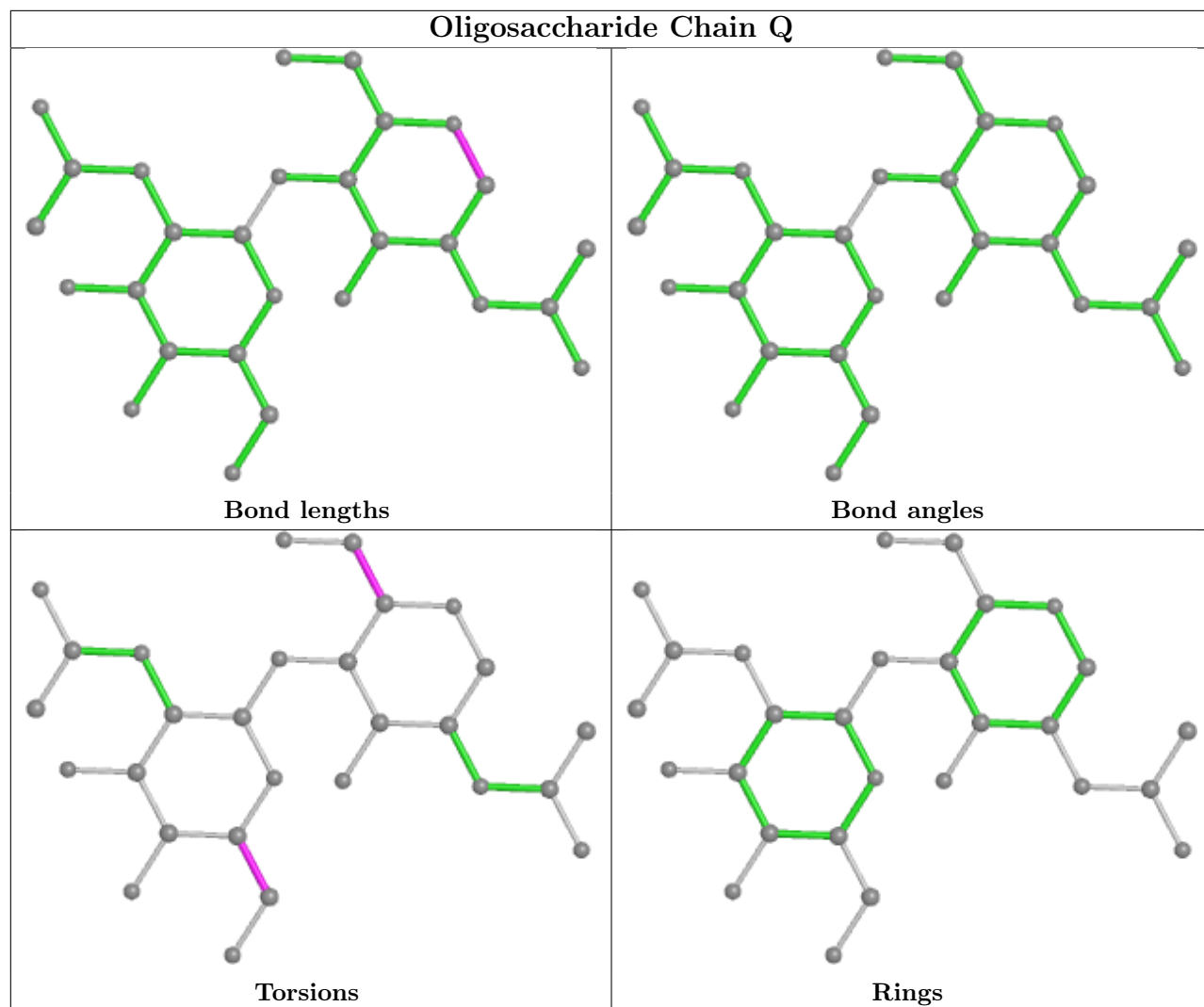


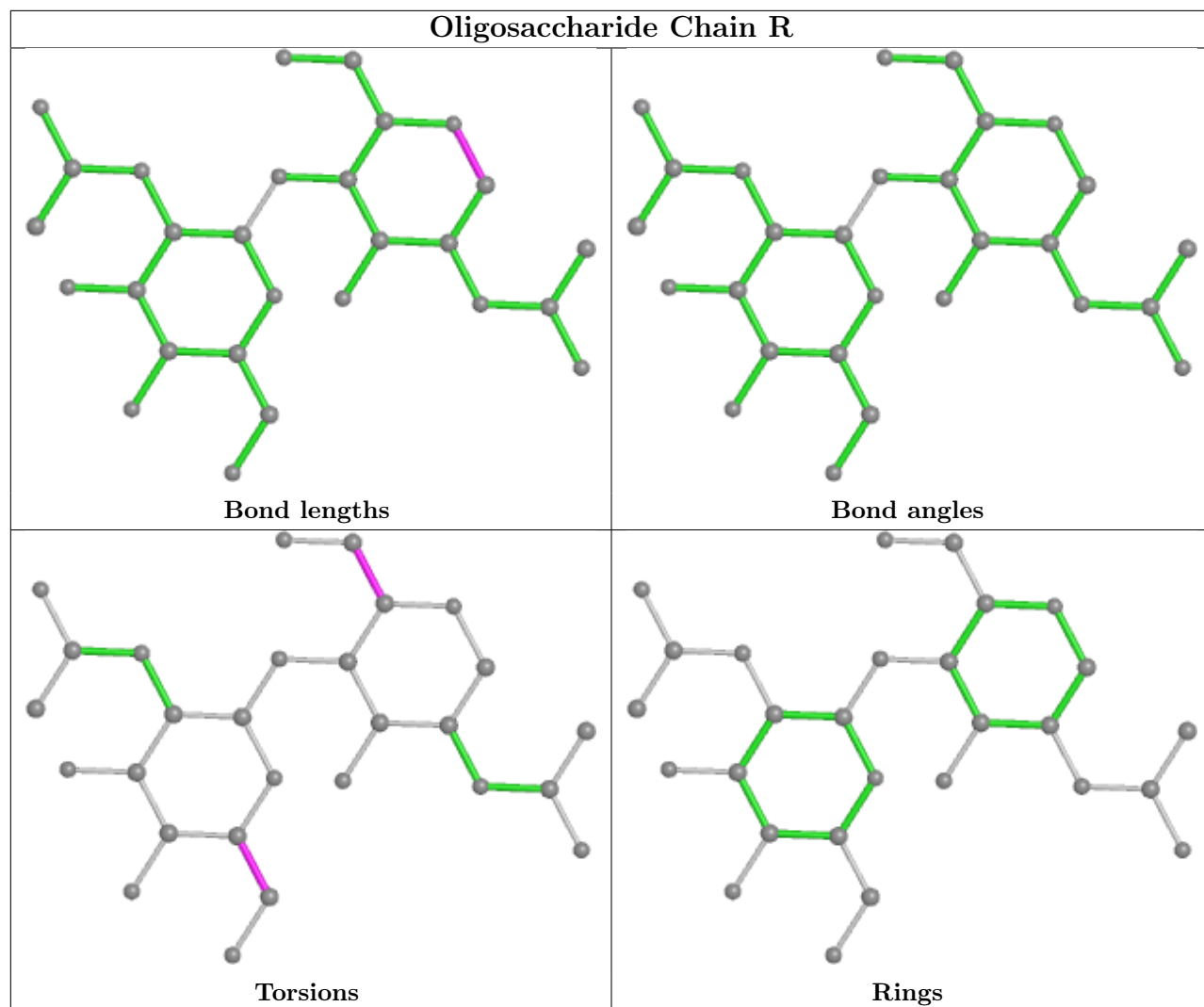


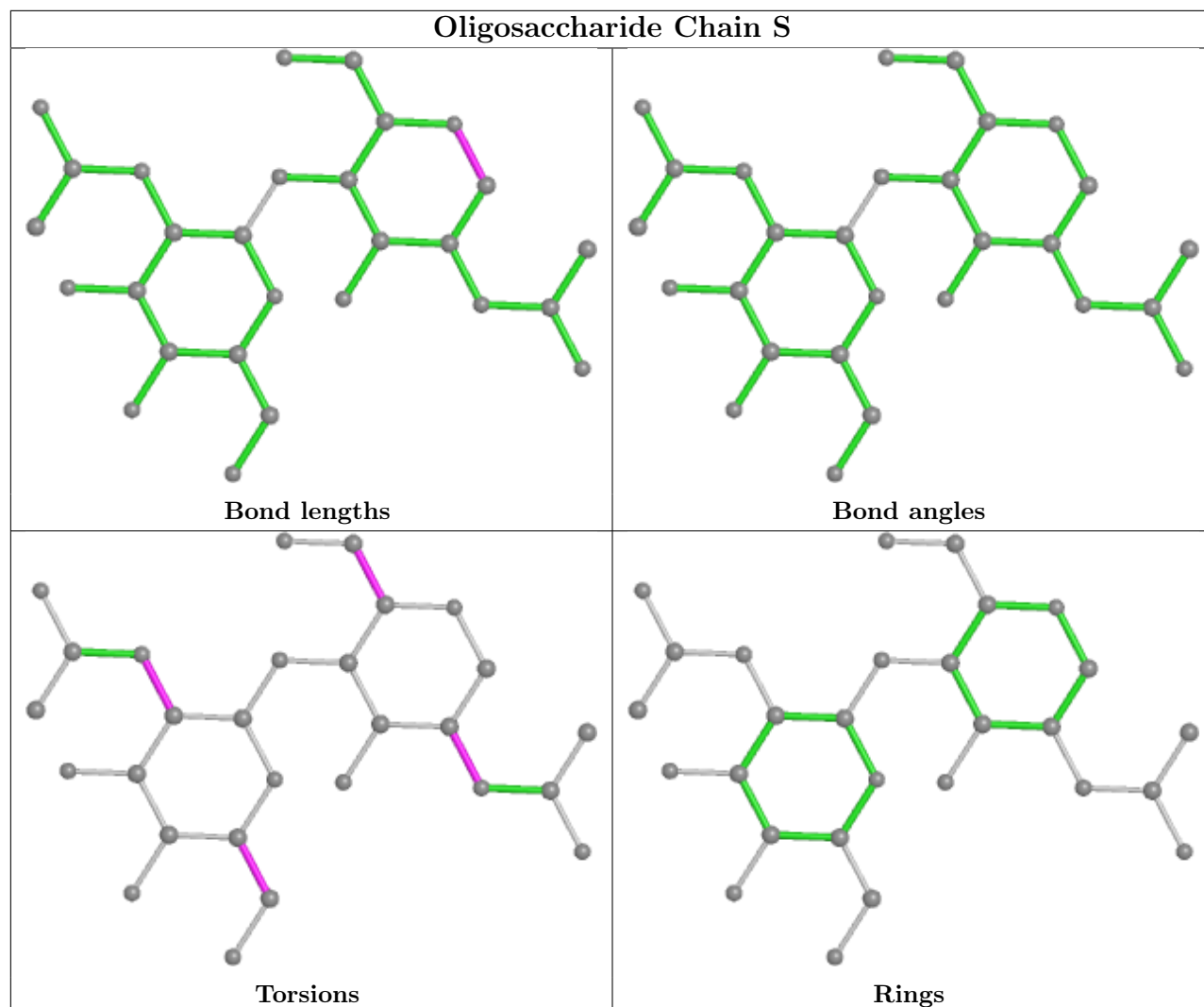


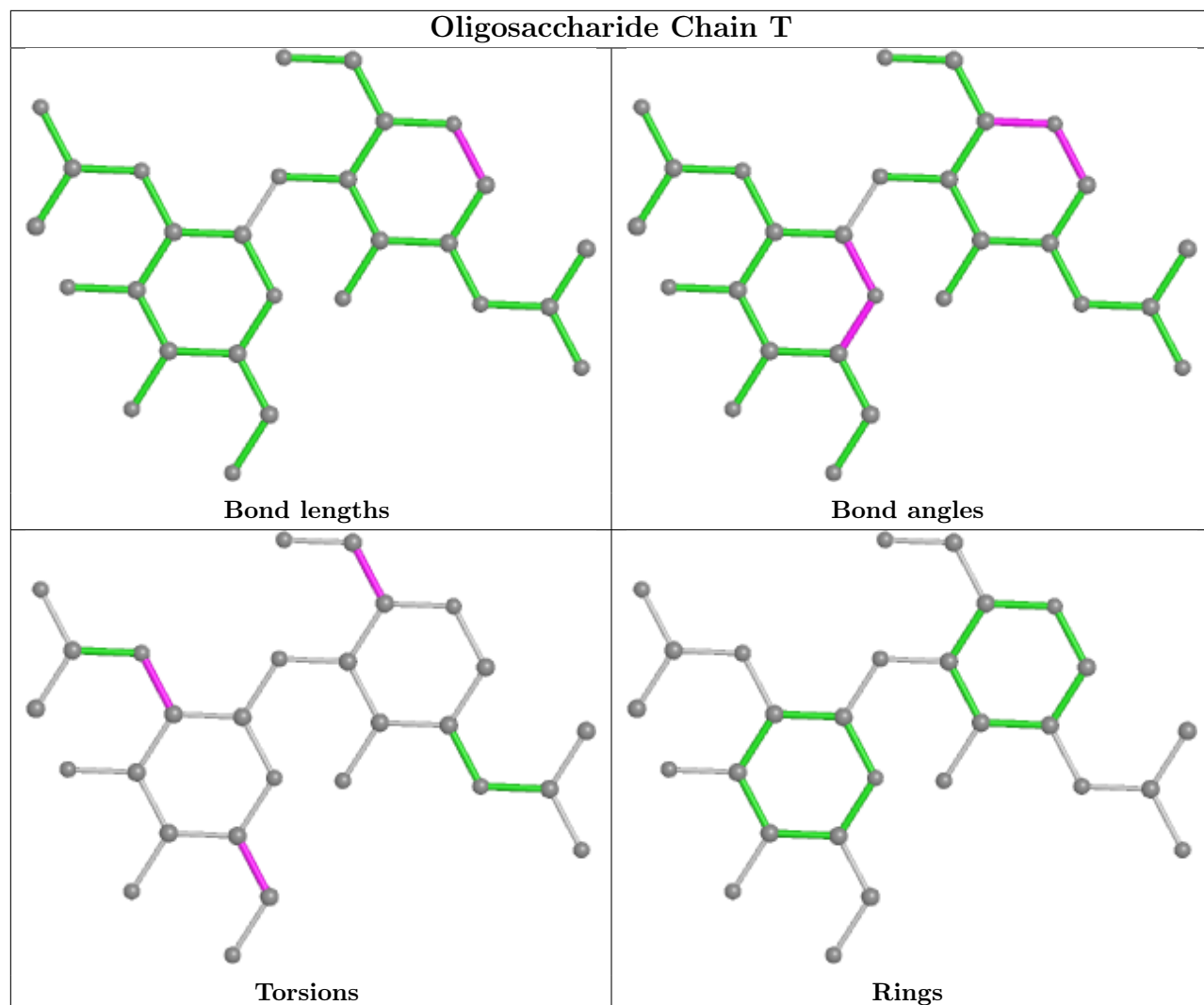


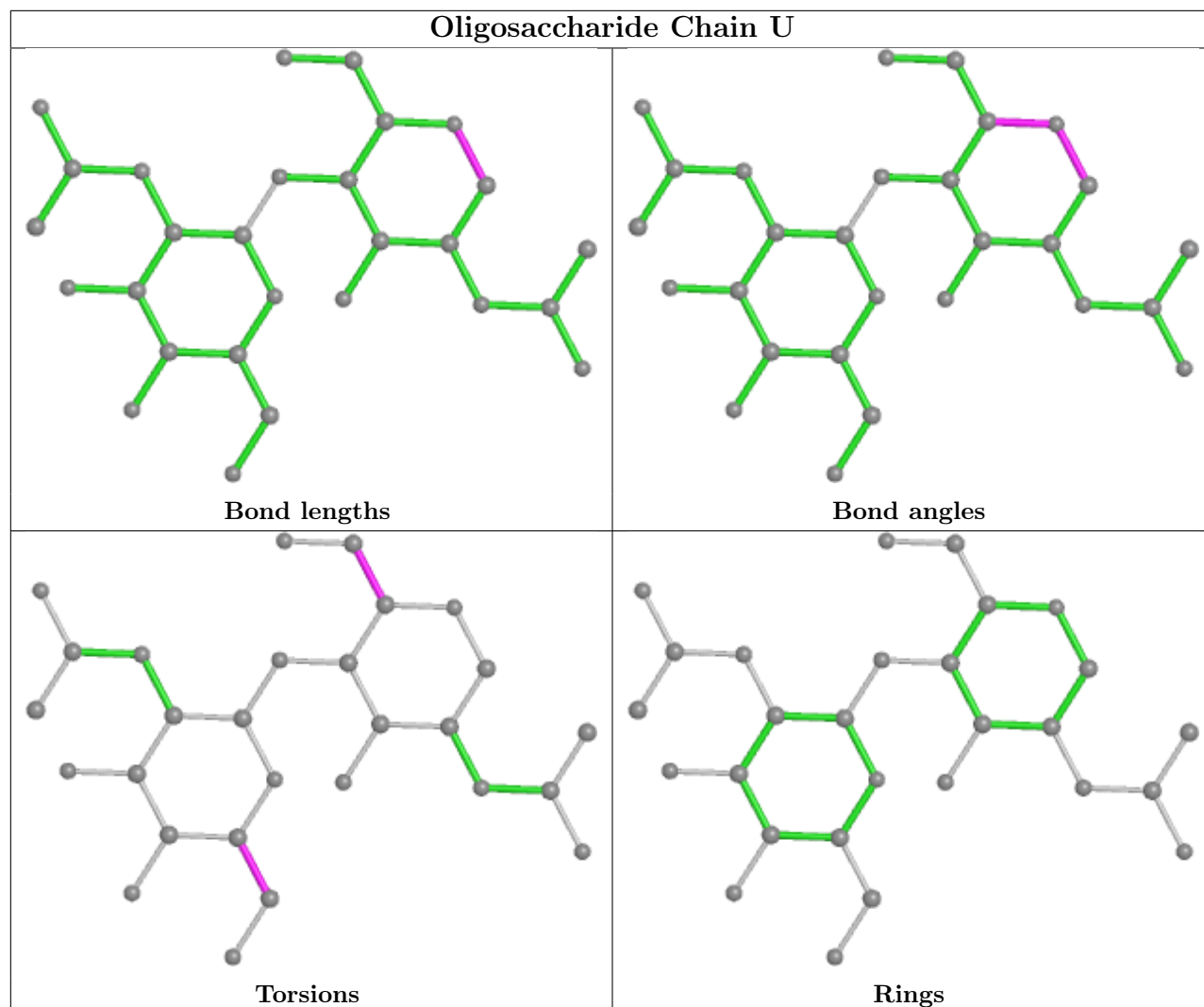


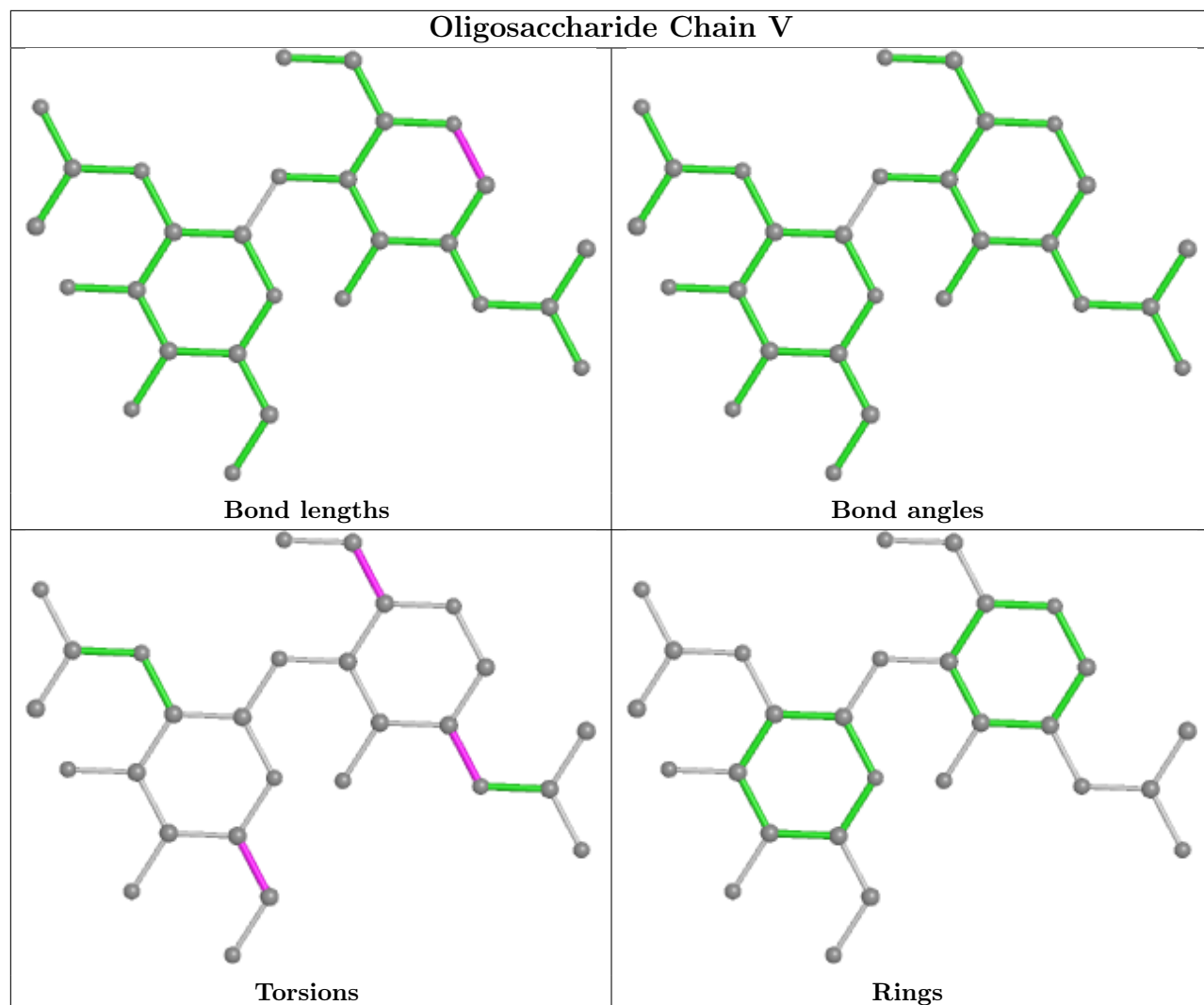


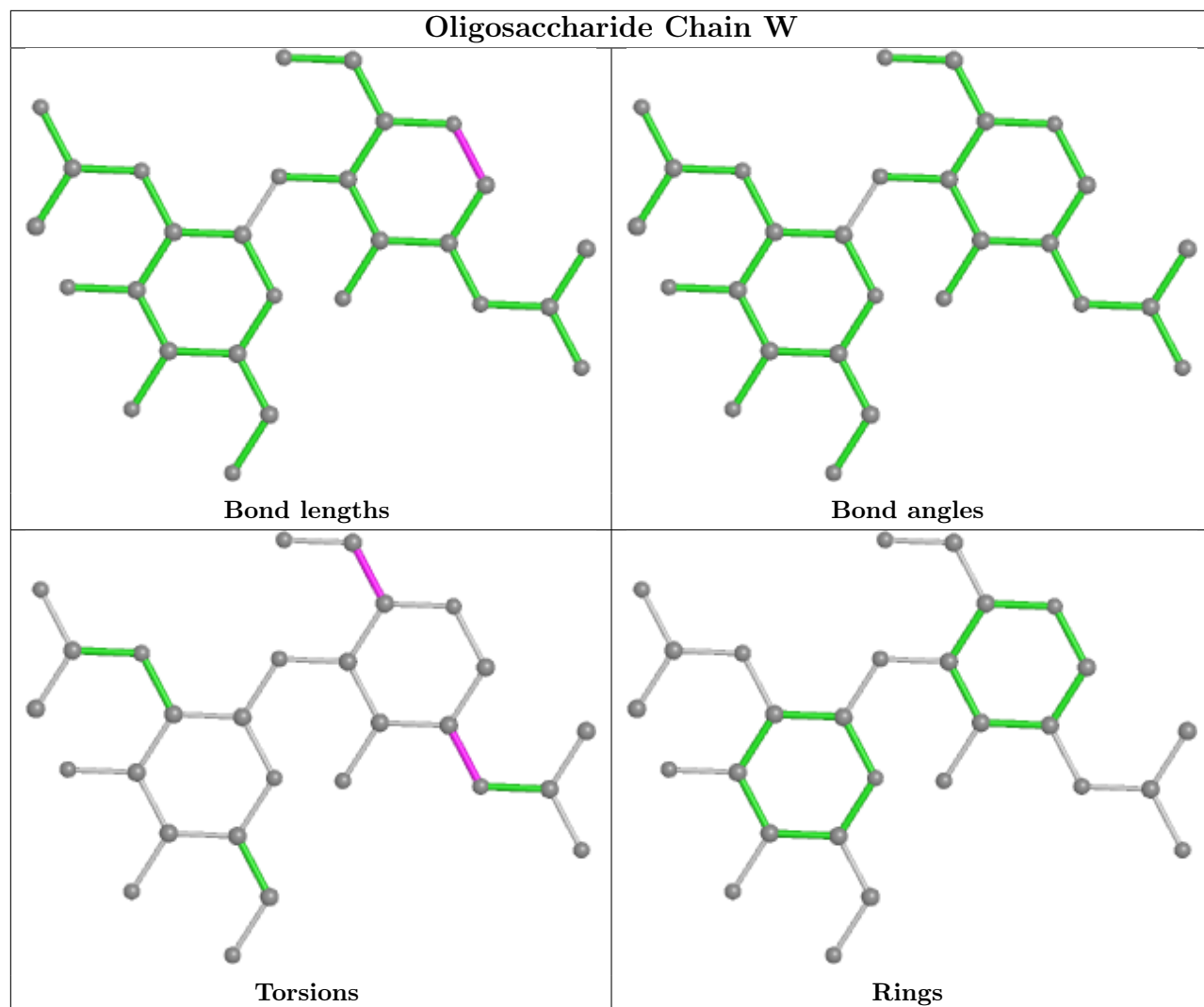


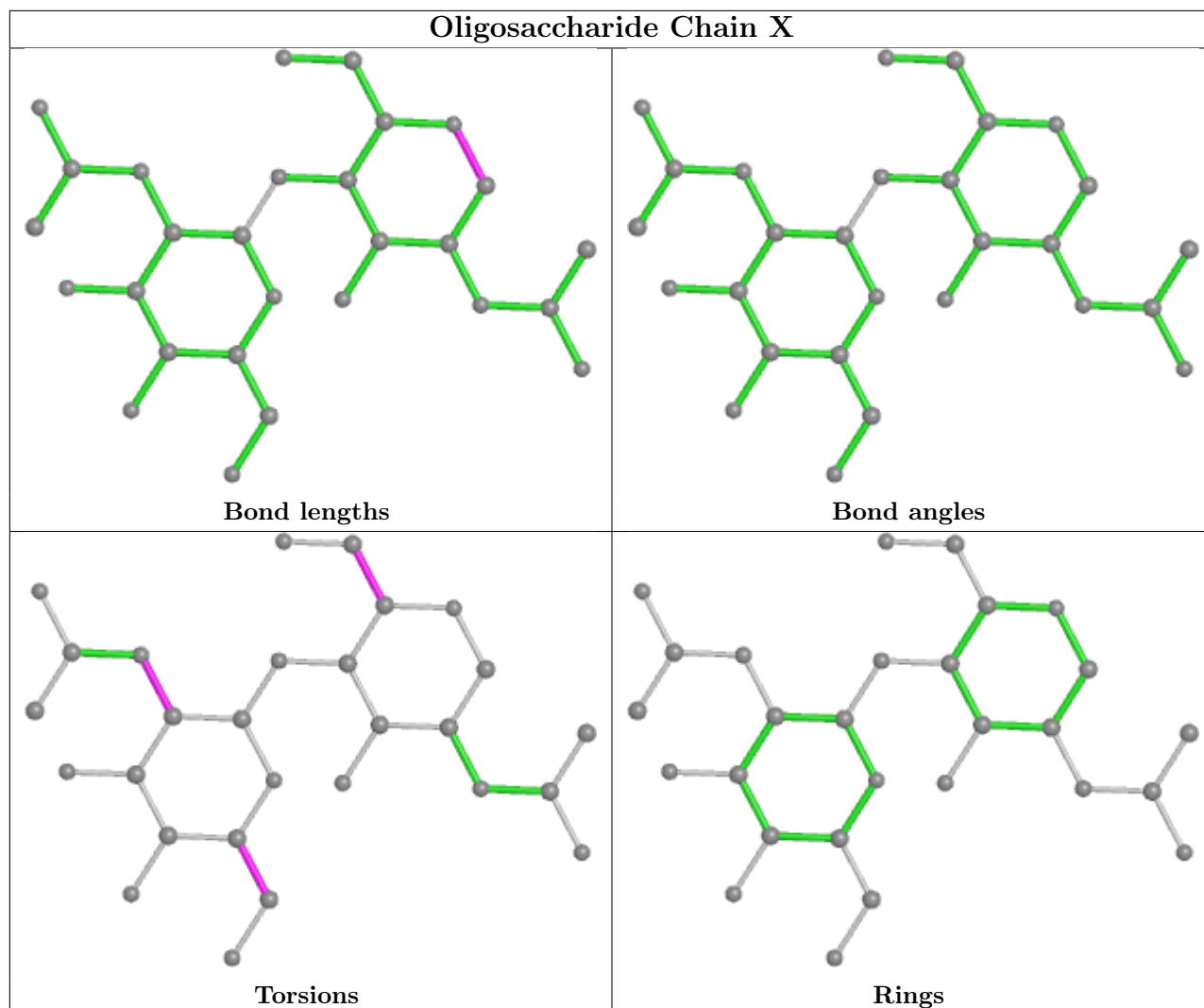












5.6 Ligand geometry [i](#)

29 ligands are modelled in this entry.

In the following table, the Counts columns list the number of bonds (or angles) for which Mogul statistics could be retrieved, the number of bonds (or angles) that are observed in the model and the number of bonds (or angles) that are defined in the Chemical Component Dictionary. The Link column lists molecule types, if any, to which the group is linked. The Z score for a bond length (or angle) is the number of standard deviations the observed value is removed from the expected value. A bond length (or angle) with $|Z| > 2$ is considered an outlier worth inspection. RMSZ is the root-mean-square of all Z scores of the bond lengths (or angles).

Mol	Type	Chain	Res	Link	Bond lengths			Bond angles		
					Counts	RMSZ	$\# Z > 2$	Counts	RMSZ	$\# Z > 2$
5	NAG	A	1303	1	14,14,15	0.31	0	17,19,21	0.44	0
5	NAG	A	1304	1	14,14,15	0.38	0	17,19,21	0.80	1 (5%)
5	NAG	C	1309	1	14,14,15	0.43	0	17,19,21	0.48	0

Mol	Type	Chain	Res	Link	Bond lengths			Bond angles		
					Counts	RMSZ	# Z > 2	Counts	RMSZ	# Z > 2
5	NAG	A	1310	1	14,14,15	0.21	0	17,19,21	0.60	0
5	NAG	A	1301	1	14,14,15	0.47	0	17,19,21	0.66	0
5	NAG	B	1307	1	14,14,15	0.44	0	17,19,21	0.55	0
5	NAG	C	1307	1	14,14,15	0.51	0	17,19,21	0.51	0
5	NAG	A	1302	1	14,14,15	1.18	1 (7%)	17,19,21	0.54	0
5	NAG	B	1301	1	14,14,15	0.48	0	17,19,21	0.66	0
5	NAG	C	1303	1	14,14,15	0.54	0	17,19,21	0.58	0
5	NAG	B	1302	1	14,14,15	1.19	1 (7%)	17,19,21	0.54	0
5	NAG	B	1304	1	14,14,15	0.39	0	17,19,21	0.80	1 (5%)
5	NAG	A	1307	1	14,14,15	0.45	0	17,19,21	0.54	0
5	NAG	B	1309	1	14,14,15	0.81	1 (7%)	17,19,21	0.40	0
5	NAG	A	1309	1	14,14,15	0.81	1 (7%)	17,19,21	0.40	0
5	NAG	B	1306	1	14,14,15	0.28	0	17,19,21	0.49	0
5	NAG	A	1305	1	14,14,15	0.66	1 (7%)	17,19,21	0.62	0
5	NAG	C	1308	1	14,14,15	0.81	1 (7%)	17,19,21	0.48	0
5	NAG	A	1308	1	14,14,15	0.45	0	17,19,21	0.55	0
5	NAG	B	1305	1	14,14,15	0.67	1 (7%)	17,19,21	0.63	0
5	NAG	C	1305	1	14,14,15	0.16	0	17,19,21	0.50	0
5	NAG	C	1304	1	14,14,15	0.30	0	17,19,21	0.42	0
5	NAG	B	1310	1	14,14,15	0.21	0	17,19,21	0.60	0
5	NAG	C	1301	1	14,14,15	0.60	1 (7%)	17,19,21	0.78	1 (5%)
5	NAG	B	1308	1	14,14,15	0.52	0	17,19,21	0.44	0
5	NAG	C	1306	1	14,14,15	0.48	0	17,19,21	0.46	0
5	NAG	C	1302	1	14,14,15	1.51	1 (7%)	17,19,21	0.95	1 (5%)
5	NAG	A	1306	1	14,14,15	0.28	0	17,19,21	0.49	0
5	NAG	B	1303	1	14,14,15	0.30	0	17,19,21	0.44	0

In the following table, the Chirals column lists the number of chiral outliers, the number of chiral centers analysed, the number of these observed in the model and the number defined in the Chemical Component Dictionary. Similar counts are reported in the Torsion and Rings columns. '-' means no outliers of that kind were identified.

Mol	Type	Chain	Res	Link	Chirals	Torsions	Rings
5	NAG	A	1303	1	-	2/6/23/26	0/1/1/1
5	NAG	A	1304	1	-	2/6/23/26	0/1/1/1
5	NAG	C	1309	1	-	1/6/23/26	0/1/1/1
5	NAG	A	1310	1	-	2/6/23/26	0/1/1/1
5	NAG	A	1301	1	-	2/6/23/26	0/1/1/1
5	NAG	B	1307	1	-	2/6/23/26	0/1/1/1

Continued on next page...

Continued from previous page...

Mol	Type	Chain	Res	Link	Chirals	Torsions	Rings
5	NAG	C	1307	1	-	2/6/23/26	0/1/1/1
5	NAG	A	1302	1	-	4/6/23/26	0/1/1/1
5	NAG	B	1301	1	-	2/6/23/26	0/1/1/1
5	NAG	C	1303	1	-	1/6/23/26	0/1/1/1
5	NAG	B	1302	1	-	4/6/23/26	0/1/1/1
5	NAG	B	1304	1	-	2/6/23/26	0/1/1/1
5	NAG	A	1307	1	-	2/6/23/26	0/1/1/1
5	NAG	B	1309	1	-	3/6/23/26	0/1/1/1
5	NAG	A	1309	1	-	3/6/23/26	0/1/1/1
5	NAG	B	1306	1	-	2/6/23/26	0/1/1/1
5	NAG	A	1305	1	-	3/6/23/26	0/1/1/1
5	NAG	C	1308	1	-	2/6/23/26	0/1/1/1
5	NAG	A	1308	1	-	2/6/23/26	0/1/1/1
5	NAG	B	1305	1	-	3/6/23/26	0/1/1/1
5	NAG	C	1305	1	-	2/6/23/26	0/1/1/1
5	NAG	C	1304	1	-	2/6/23/26	0/1/1/1
5	NAG	B	1310	1	-	2/6/23/26	0/1/1/1
5	NAG	C	1301	1	-	2/6/23/26	0/1/1/1
5	NAG	B	1308	1	-	2/6/23/26	0/1/1/1
5	NAG	C	1306	1	-	2/6/23/26	0/1/1/1
5	NAG	C	1302	1	-	3/6/23/26	0/1/1/1
5	NAG	A	1306	1	-	2/6/23/26	0/1/1/1
5	NAG	B	1303	1	-	2/6/23/26	0/1/1/1

All (9) bond length outliers are listed below:

Mol	Chain	Res	Type	Atoms	Z	Observed(Å)	Ideal(Å)
5	C	1302	NAG	C1-C2	5.17	1.60	1.52
5	B	1302	NAG	O5-C1	-4.30	1.36	1.43
5	A	1302	NAG	O5-C1	-4.27	1.36	1.43
5	C	1308	NAG	O5-C1	-2.79	1.39	1.43
5	B	1309	NAG	O5-C1	-2.79	1.39	1.43
5	A	1309	NAG	O5-C1	-2.76	1.39	1.43
5	B	1305	NAG	O5-C1	-2.10	1.40	1.43
5	C	1301	NAG	O5-C1	-2.08	1.40	1.43
5	A	1305	NAG	O5-C1	-2.02	1.40	1.43

All (4) bond angle outliers are listed below:

Mol	Chain	Res	Type	Atoms	Z	Observed(°)	Ideal(°)
5	B	1304	NAG	C1-O5-C5	2.71	115.86	112.19
5	A	1304	NAG	C1-O5-C5	2.69	115.83	112.19
5	C	1302	NAG	C3-C4-C5	-2.42	105.93	110.24
5	C	1301	NAG	C1-O5-C5	2.18	115.14	112.19

There are no chirality outliers.

All (65) torsion outliers are listed below:

Mol	Chain	Res	Type	Atoms
5	A	1303	NAG	C4-C5-C6-O6
5	B	1303	NAG	C4-C5-C6-O6
5	A	1308	NAG	O5-C5-C6-O6
5	C	1305	NAG	O5-C5-C6-O6
5	A	1310	NAG	O5-C5-C6-O6
5	B	1310	NAG	O5-C5-C6-O6
5	A	1305	NAG	O5-C5-C6-O6
5	A	1309	NAG	O5-C5-C6-O6
5	B	1305	NAG	O5-C5-C6-O6
5	B	1309	NAG	O5-C5-C6-O6
5	A	1303	NAG	O5-C5-C6-O6
5	B	1303	NAG	O5-C5-C6-O6
5	C	1301	NAG	O5-C5-C6-O6
5	C	1307	NAG	C4-C5-C6-O6
5	A	1305	NAG	C4-C5-C6-O6
5	B	1305	NAG	C4-C5-C6-O6
5	C	1307	NAG	O5-C5-C6-O6
5	A	1309	NAG	C4-C5-C6-O6
5	B	1309	NAG	C4-C5-C6-O6
5	C	1308	NAG	O5-C5-C6-O6
5	A	1306	NAG	O5-C5-C6-O6
5	B	1306	NAG	O5-C5-C6-O6
5	B	1308	NAG	C4-C5-C6-O6
5	C	1306	NAG	C4-C5-C6-O6
5	A	1308	NAG	C4-C5-C6-O6
5	C	1305	NAG	C4-C5-C6-O6
5	C	1308	NAG	C4-C5-C6-O6
5	A	1302	NAG	O5-C5-C6-O6
5	B	1302	NAG	O5-C5-C6-O6
5	C	1301	NAG	C4-C5-C6-O6
5	A	1306	NAG	C4-C5-C6-O6
5	B	1306	NAG	C4-C5-C6-O6

Continued on next page...

Continued from previous page...

Mol	Chain	Res	Type	Atoms
5	A	1301	NAG	O5-C5-C6-O6
5	B	1301	NAG	O5-C5-C6-O6
5	B	1308	NAG	O5-C5-C6-O6
5	C	1306	NAG	O5-C5-C6-O6
5	A	1307	NAG	O5-C5-C6-O6
5	B	1307	NAG	O5-C5-C6-O6
5	A	1310	NAG	C4-C5-C6-O6
5	B	1310	NAG	C4-C5-C6-O6
5	A	1301	NAG	C4-C5-C6-O6
5	B	1301	NAG	C4-C5-C6-O6
5	A	1302	NAG	C4-C5-C6-O6
5	B	1302	NAG	C4-C5-C6-O6
5	A	1304	NAG	O5-C5-C6-O6
5	B	1304	NAG	O5-C5-C6-O6
5	C	1304	NAG	C4-C5-C6-O6
5	C	1309	NAG	O5-C5-C6-O6
5	C	1302	NAG	O5-C5-C6-O6
5	A	1304	NAG	C3-C2-N2-C7
5	B	1304	NAG	C3-C2-N2-C7
5	C	1303	NAG	O5-C5-C6-O6
5	C	1304	NAG	O5-C5-C6-O6
5	A	1302	NAG	C1-C2-N2-C7
5	B	1302	NAG	C1-C2-N2-C7
5	A	1307	NAG	C4-C5-C6-O6
5	B	1307	NAG	C4-C5-C6-O6
5	A	1305	NAG	C1-C2-N2-C7
5	B	1305	NAG	C1-C2-N2-C7
5	A	1302	NAG	C3-C2-N2-C7
5	A	1309	NAG	C3-C2-N2-C7
5	B	1302	NAG	C3-C2-N2-C7
5	B	1309	NAG	C3-C2-N2-C7
5	C	1302	NAG	C3-C2-N2-C7
5	C	1302	NAG	C1-C2-N2-C7

There are no ring outliers.

14 monomers are involved in 28 short contacts:

Mol	Chain	Res	Type	Clashes	Symm-Clashes
5	A	1303	NAG	2	0
5	A	1304	NAG	1	0
5	C	1309	NAG	1	0
5	A	1302	NAG	2	0

Continued on next page...

Continued from previous page...

Mol	Chain	Res	Type	Clashes	Symm-Clashes
5	C	1303	NAG	3	0
5	B	1302	NAG	2	0
5	B	1304	NAG	1	0
5	B	1309	NAG	2	0
5	A	1309	NAG	2	0
5	A	1305	NAG	2	0
5	C	1308	NAG	3	0
5	B	1305	NAG	2	0
5	C	1302	NAG	3	0
5	B	1303	NAG	2	0

5.7 Other polymers [i](#)

There are no such residues in this entry.

5.8 Polymer linkage issues [i](#)

There are no chain breaks in this entry.


6 Map visualisation [i](#)

This section contains visualisations of the EMDB entry EMD-30503. These allow visual inspection of the internal detail of the map and identification of artifacts.

No raw map or half-maps were deposited for this entry and therefore no images, graphs, etc. pertaining to the raw map can be shown.

6.1 Orthogonal projections [i](#)

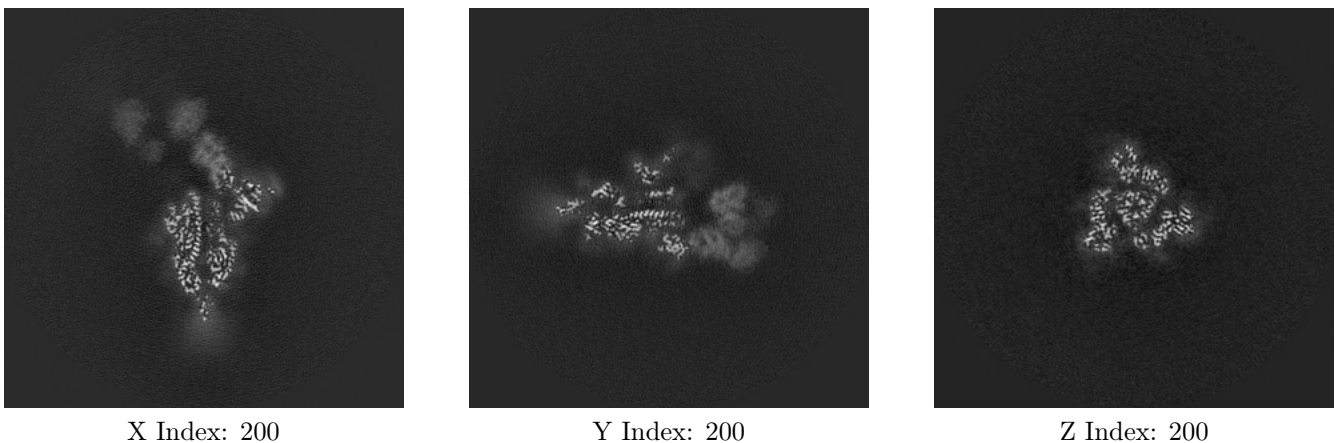
6.1.1 Primary map



The images above show the map projected in three orthogonal directions.

6.2 Central slices [i](#)

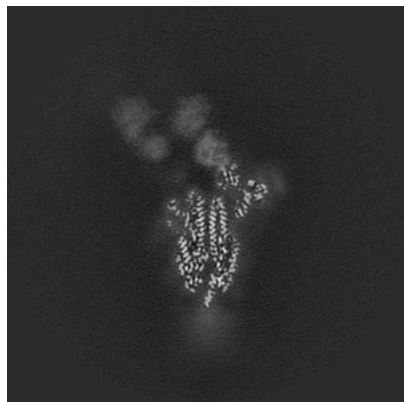
6.2.1 Primary map



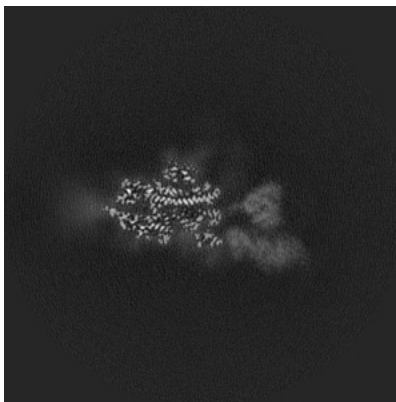
The images above show central slices of the map in three orthogonal directions.

6.3 Largest variance slices [i](#)

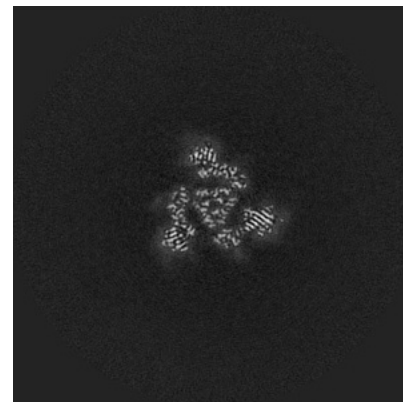
6.3.1 Primary map



X Index: 204



Y Index: 206



Z Index: 203

The images above show the largest variance slices of the map in three orthogonal directions.

6.4 Orthogonal surface views [i](#)

6.4.1 Primary map



X



Y



Z

The images above show the 3D surface view of the map at the recommended contour level 0.01. These images, in conjunction with the slice images, may facilitate assessment of whether an appropriate contour level has been provided.

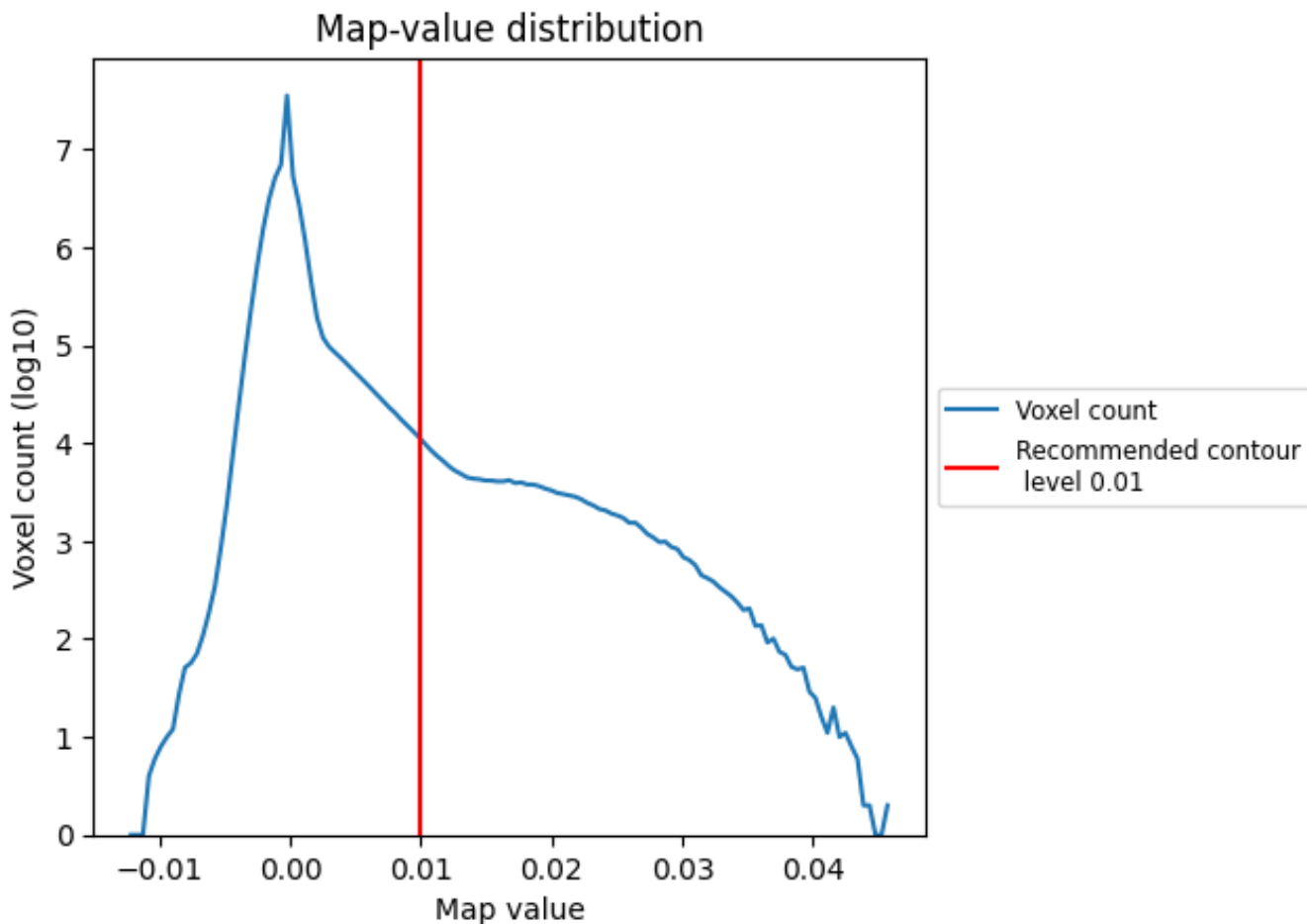
6.5 Mask visualisation

This section was not generated. No masks/segmentation were deposited.

7 Map analysis [i](#)

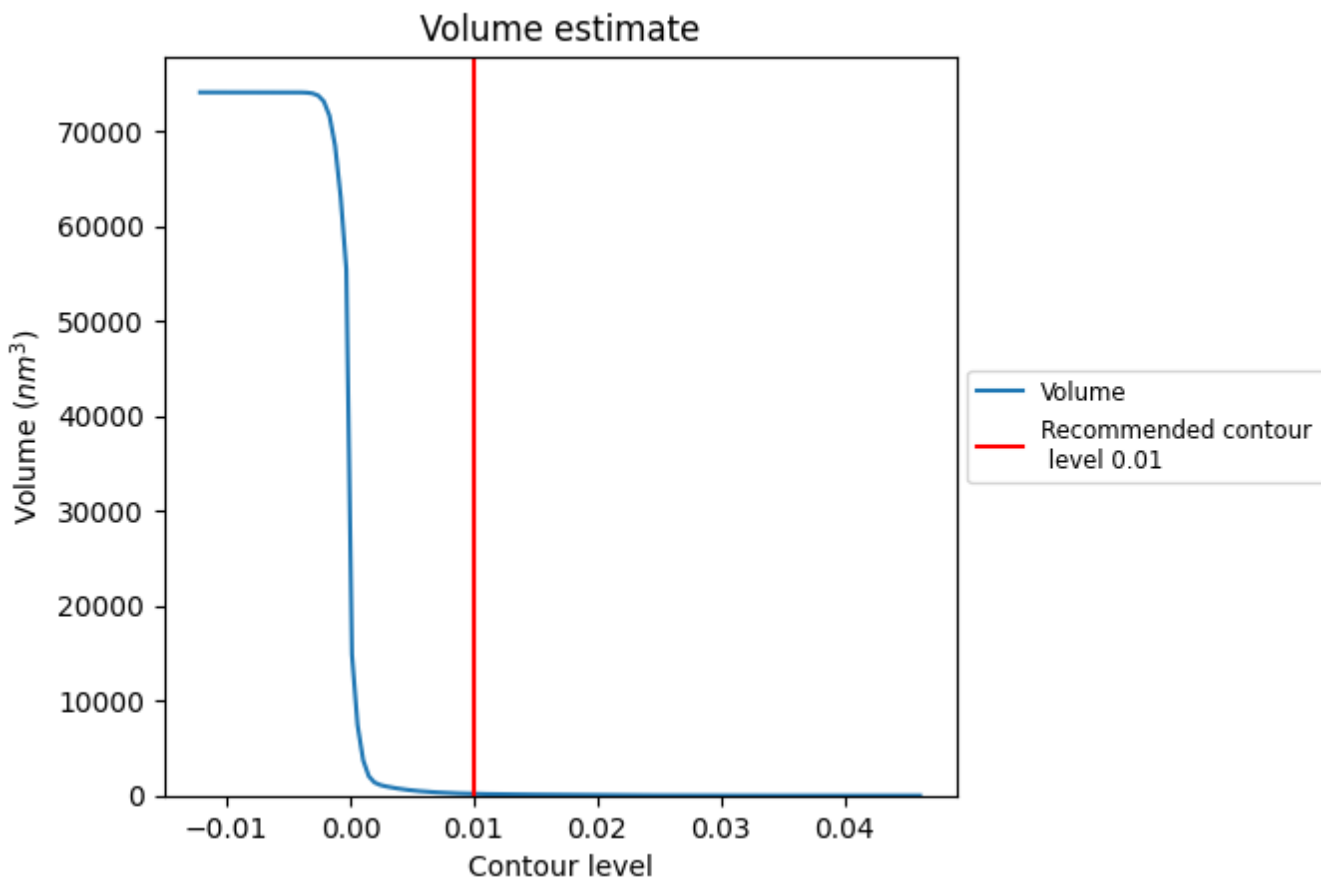
This section contains the results of statistical analysis of the map.

7.1 Map-value distribution [i](#)



The map-value distribution is plotted in 128 intervals along the x-axis. The y-axis is logarithmic. A spike in this graph at zero usually indicates that the volume has been masked.

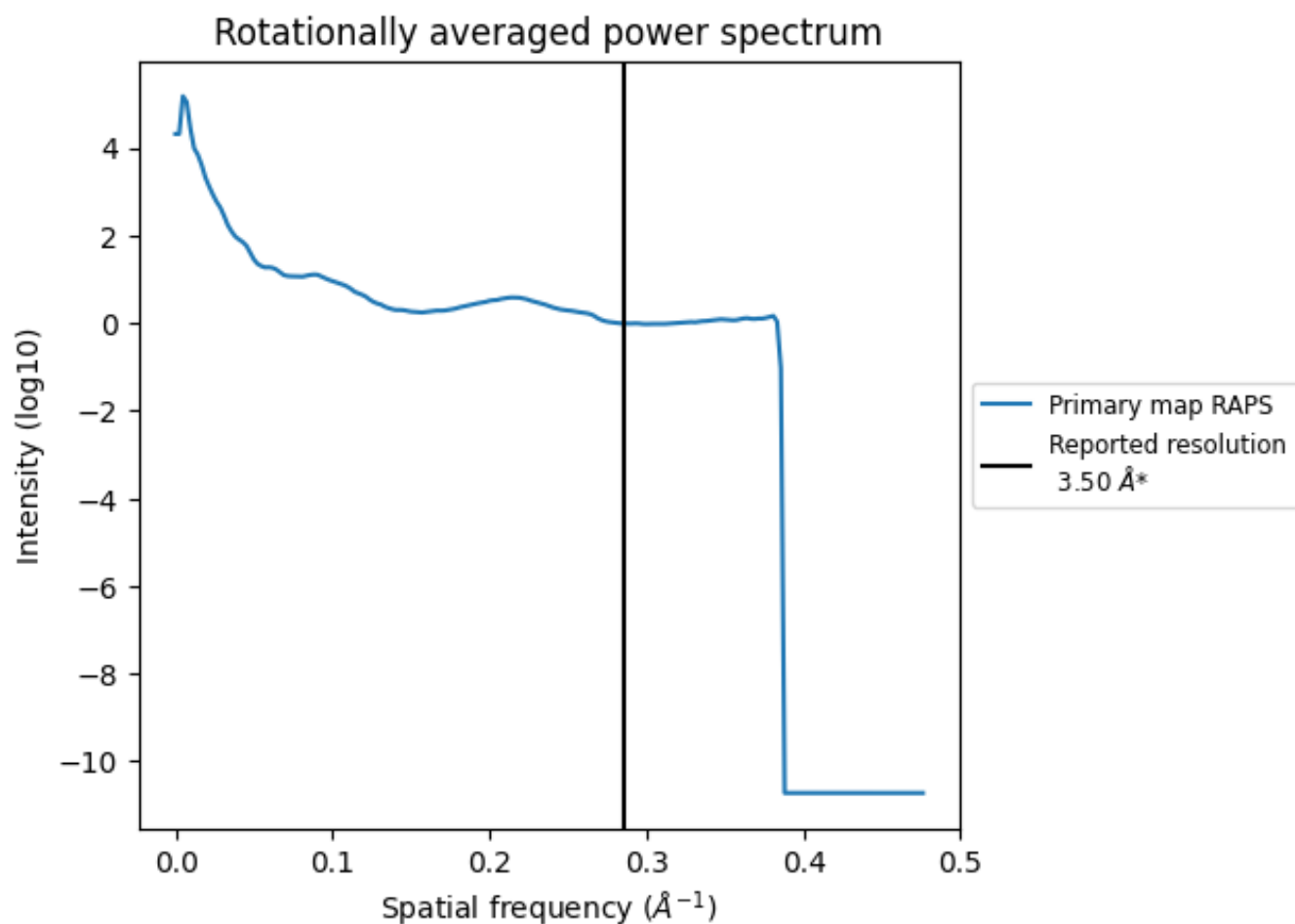
7.2 Volume estimate [i](#)



The volume at the recommended contour level is 187 nm³; this corresponds to an approximate mass of 169 kDa.

The volume estimate graph shows how the enclosed volume varies with the contour level. The recommended contour level is shown as a vertical line and the intersection between the line and the curve gives the volume of the enclosed surface at the given level.

7.3 Rotationally averaged power spectrum [\(i\)](#)



*Reported resolution corresponds to spatial frequency of 0.286 Å⁻¹


8 Fourier-Shell correlation

This section was not generated. No FSC curve or half-maps provided.

9 Map-model fit [i](#)

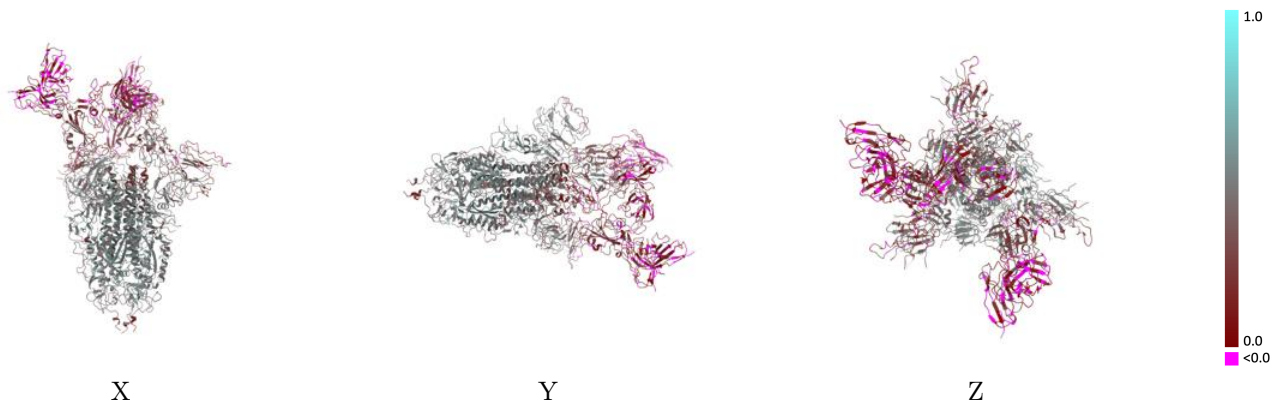
This section contains information regarding the fit between EMDB map EMD-30503 and PDB model 7CYP. Per-residue inclusion information can be found in section 3 on page 9.

9.1 Map-model overlay [i](#)



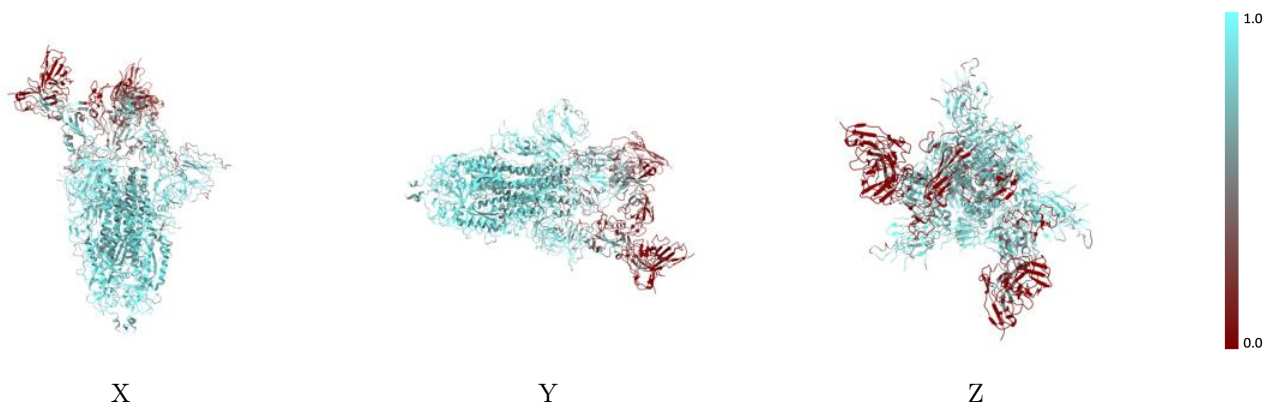
The images above show the 3D surface view of the map at the recommended contour level 0.01 at 50% transparency in yellow overlaid with a ribbon representation of the model coloured in blue. These images allow for the visual assessment of the quality of fit between the atomic model and the map.

9.2 Q-score mapped to coordinate model [\(i\)](#)



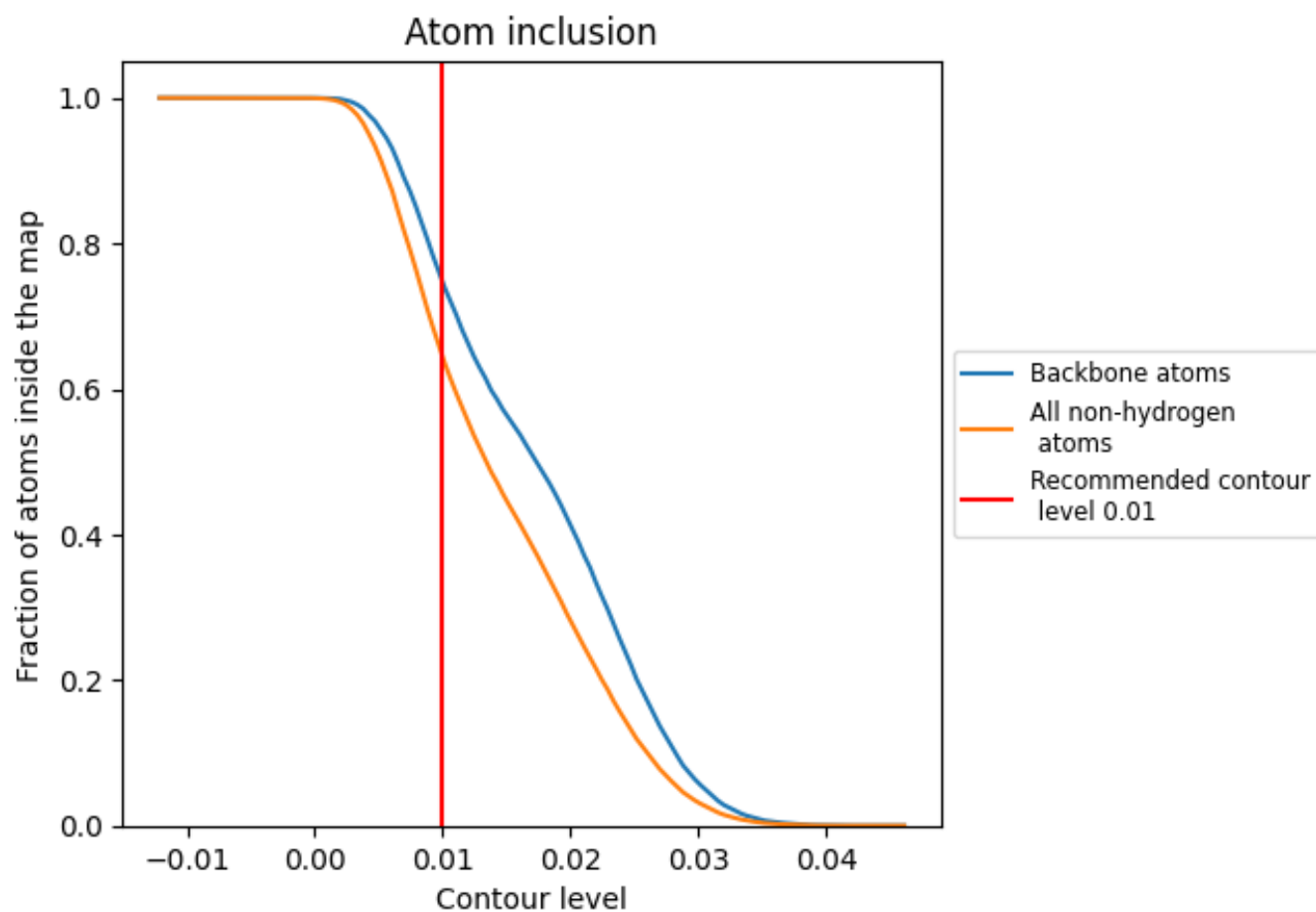
The images above show the model with each residue coloured according to its Q-score. This shows their resolvability in the map with higher Q-score values reflecting better resolvability. Please note: Q-score is calculating the resolvability of atoms, and thus high values are only expected at resolutions at which atoms can be resolved. Low Q-score values may therefore be expected for many entries.

9.3 Atom inclusion mapped to coordinate model [\(i\)](#)



The images above show the model with each residue coloured according to its atom inclusion. This shows to what extent they are inside the map at the recommended contour level (0.01).



















































9.4 Atom inclusion [i](#)



At the recommended contour level, 75% of all backbone atoms, 64% of all non-hydrogen atoms, are inside the map.

9.5 Map-model fit summary

The table lists the average atom inclusion at the recommended contour level (0.01) and Q-score for the entire model and for each chain.

Chain	Atom inclusion	Q-score
All	 0.6449	 0.3450
A	 0.7494	 0.3900
B	 0.6997	 0.3570
C	 0.7977	 0.4400
D	 0.0431	 0.0590
E	 0.2377	 0.0960
F	 0.0406	 0.0810
G	 0.0594	 0.1040
H	 0.2066	 0.1440
I	 0.4046	 0.1690
J	 0.0000	 0.1400
K	 0.6071	 0.4780
L	 0.4643	 0.3530
M	 0.6786	 0.3290
N	 0.6071	 0.4530
O	 0.2143	 0.2370
P	 0.3929	 0.2960
Q	 0.4286	 0.3030
R	 0.5357	 0.3610
S	 0.6429	 0.4120
T	 0.0000	 0.3750
U	 0.6071	 0.4190
V	 0.5000	 0.4140
W	 0.6071	 0.2550
X	 0.4286	 0.3610

