Full wwPDB X-ray Structure Validation Report (i)

Jun 13, 2024 – 01:55 AM EDT

PDB ID	:	3CF1
Title	:	Structure of P97/vcp in complex with ADP/ADP.alfx
Authors	:	Davies, J.M.; Delabarre, B.; Brunger, A.T.; Weis, W.I.
Deposited on	:	2008-03-01
Resolution	:	4.40 Å(reported)

This is a Full wwPDB X-ray Structure Validation Report for a publicly released PDB entry.

We welcome your comments at *validation@mail.wwpdb.org*
A user guide is available at
https://www.wwpdb.org/validation/2017/XrayValidationReportHelp
with specific help available everywhere you see the (i) symbol.

The types of validation reports are described at
http://www.wwpdb.org/validation/2017/FAQs#types.

The following versions of software and data (see references (i)) were used in the production of this report:

MolProbity	:	4.02b-467
Mogul	:	2022.3.0, CSD as543be (2022)
Xtriage (Phenix)	:	1.20.1
EDS	:	2.36.2
buster-report	:	1.1.7 (2018)
Percentile statistics	:	20191225.v01 (using entries in the PDB archive December 25th 2019)
Refmac	:	5.8.0158
CCP4	:	7.0.044 (Gargrove)
Ideal geometry (proteins)	:	Engh & Huber (2001)
Ideal geometry (DNA, RNA)	:	Parkinson et al. (1996)
Validation Pipeline (wwPDB-VP)	:	2.36.2

1 Overall quality at a glance (i)

The following experimental techniques were used to determine the structure:
X-RAY DIFFRACTION

The reported resolution of this entry is 4.40 Å.

Percentile scores (ranging between 0-100) for global validation metrics of the entry are shown in the following graphic. The table shows the number of entries on which the scores are based.

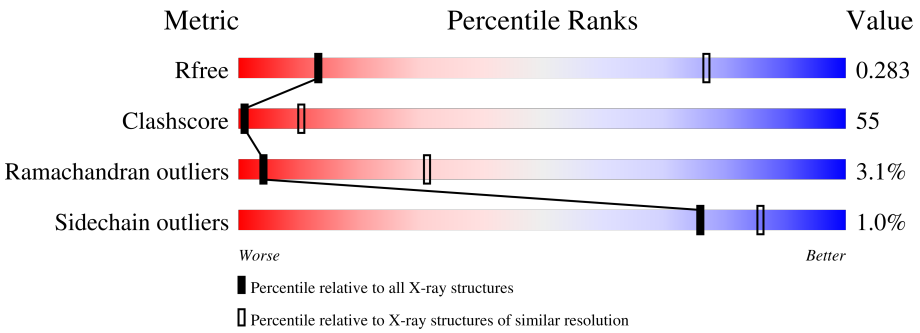

Metric	Whole archive (#Entries)	Similar resolution (#Entries, resolution range(Å))
R_{free}	130704	1043 (5.00-3.80)
Clashscore	141614	1111 (5.00-3.80)
Ramachandran outliers	138981	1059 (5.00-3.80)
Sidechain outliers	138945	1041 (5.00-3.80)

The table below summarises the geometric issues observed across the polymeric chains and their fit to the electron density. The red, orange, yellow and green segments of the lower bar indicate the fraction of residues that contain outliers for >=3, 2, 1 and 0 types of geometric quality criteria respectively. A grey segment represents the fraction of residues that are not modelled. The numeric value for each fraction is indicated below the corresponding segment, with a dot representing fractions <=5%

Mol	Chain	Length	Quality of chain
1	A	806	31% 55% • 11%
1	B	806	32% 55% • 10%
1	C	806	30% 57% • 10%

The following table lists non-polymeric compounds, carbohydrate monomers and non-standard residues in protein, DNA, RNA chains that are outliers for geometric or electron-density-fit criteria:

Mol	Type	Chain	Res	Chirality	Geometry	Clashes	Electron density
3	AF3	A	915	-	-	X	-

Continued on next page...

Continued from previous page...

Mol	Type	Chain	Res	Chirality	Geometry	Clashes	Electron density
3	AF3	B	915	-	-	X	-
3	AF3	C	915	-	-	X	-

2 Entry composition (i)

There are 3 unique types of molecules in this entry. The entry contains 17126 atoms, of which 0 are hydrogens and 0 are deuteriums.

In the tables below, the ZeroOcc column contains the number of atoms modelled with zero occupancy, the AltConf column contains the number of residues with at least one atom in alternate conformation and the Trace column contains the number of residues modelled with at most 2 atoms.

- Molecule 1 is a protein called Transitional endoplasmic reticulum ATPase.

Mol	Chain	Residues	Atoms					ZeroOcc	AltConf	Trace
			Total	C	N	O	S			
1	A	719	5634	3547	990	1067	30	0	0	0
1	B	723	5659	3561	996	1072	30	0	0	0
1	C	723	5659	3561	996	1072	30	0	0	0

- Molecule 2 is ADENOSINE-5'-DIPHOSPHATE (three-letter code: ADP) (formula: $C_{10}H_{15}N_5O_{10}P_2$).

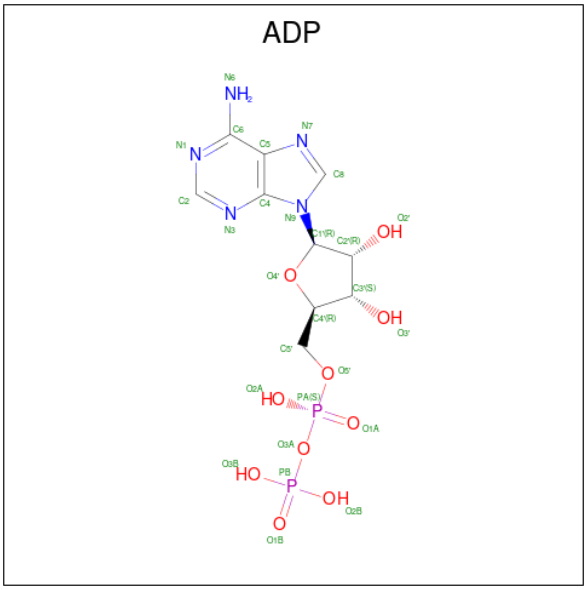

Mol	Chain	Residues	Atoms					ZeroOcc	AltConf
			Total	C	N	O	P		
2	A	1	27	10	5	10	2	0	0
2	A	1	27	10	5	10	2	0	0
2	B	1	27	10	5	10	2	0	0

Continued on next page...

Continued from previous page...

Mol	Chain	Residues	Atoms					ZeroOcc	AltConf
			Total	C	N	O	P		
2	B	1	27	10	5	10	2	0	0
2	C	1	27	10	5	10	2	0	0
2	C	1	27	10	5	10	2	0	0

- Molecule 3 is ALUMINUM FLUORIDE (three-letter code: AF3) (formula: AlF_3).

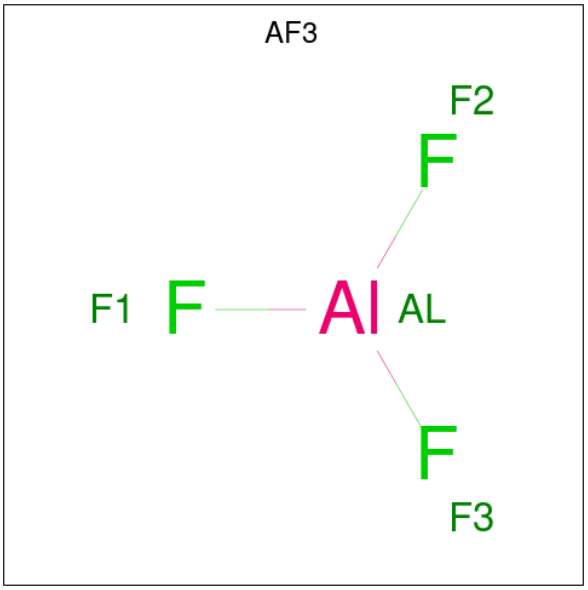

Mol	Chain	Residues	Atoms			ZeroOcc	AltConf
			Total	Al	F		
3	A	1	4	1	3	0	0
3	B	1	4	1	3	0	0
3	C	1	4	1	3	0	0

3 Residue-property plots (i)

These plots are drawn for all protein, RNA, DNA and oligosaccharide chains in the entry. The first graphic for a chain summarises the proportions of the various outlier classes displayed in the second graphic. The second graphic shows the sequence view annotated by issues in geometry. Residues are color-coded according to the number of geometric quality criteria for which they contain at least one outlier: green = 0, yellow = 1, orange = 2 and red = 3 or more. Stretches of 2 or more consecutive residues without any outlier are shown as a green connector. Residues present in the sample, but not in the model, are shown in grey.

- Molecule 1: Transitional endoplasmic reticulum ATPase

Chain A: 31% 55% • 11%

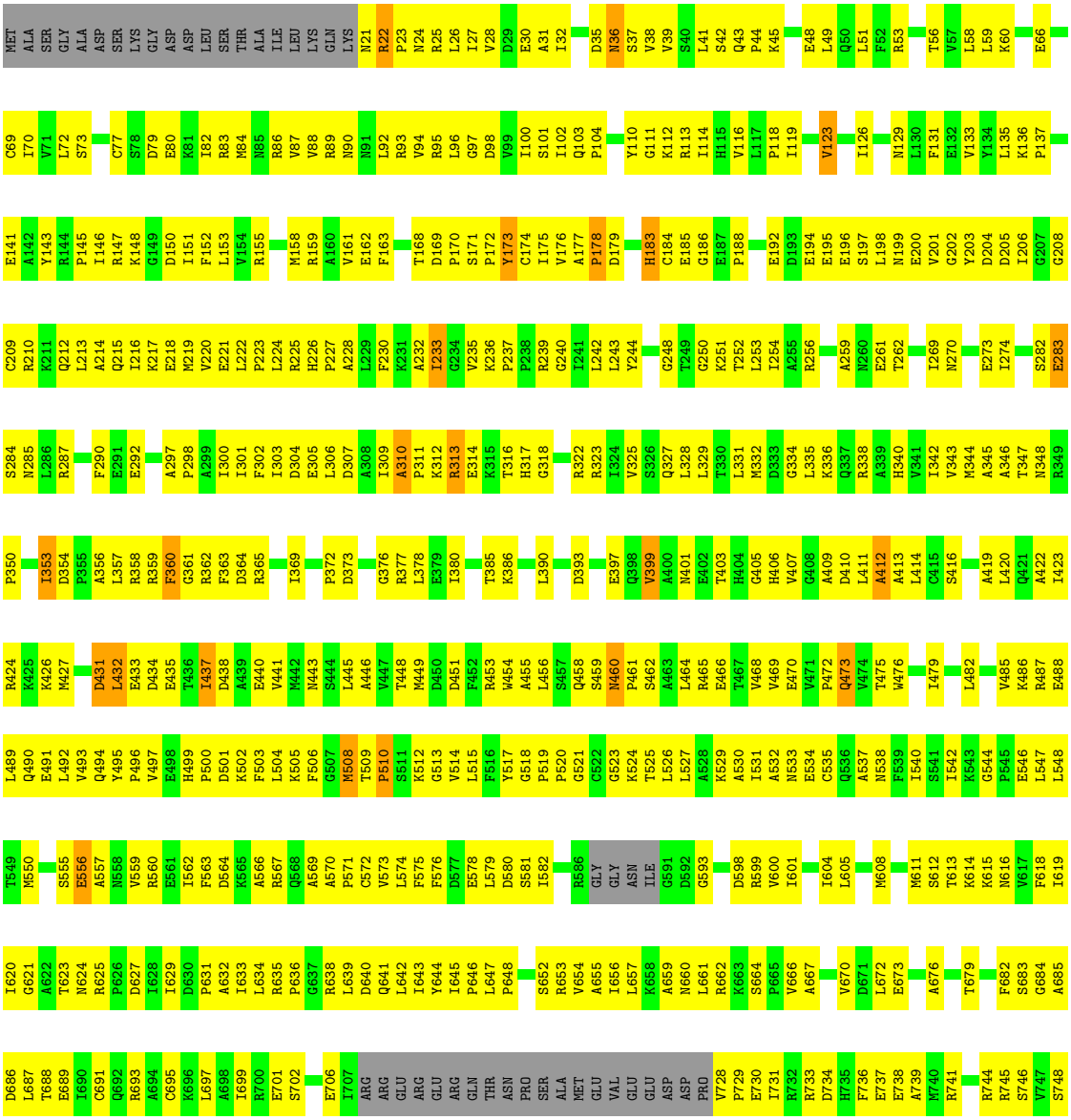

• Molecule 1: Transitional endoplasmic reticulum ATPase

Chain B: 32% 55% • 10%

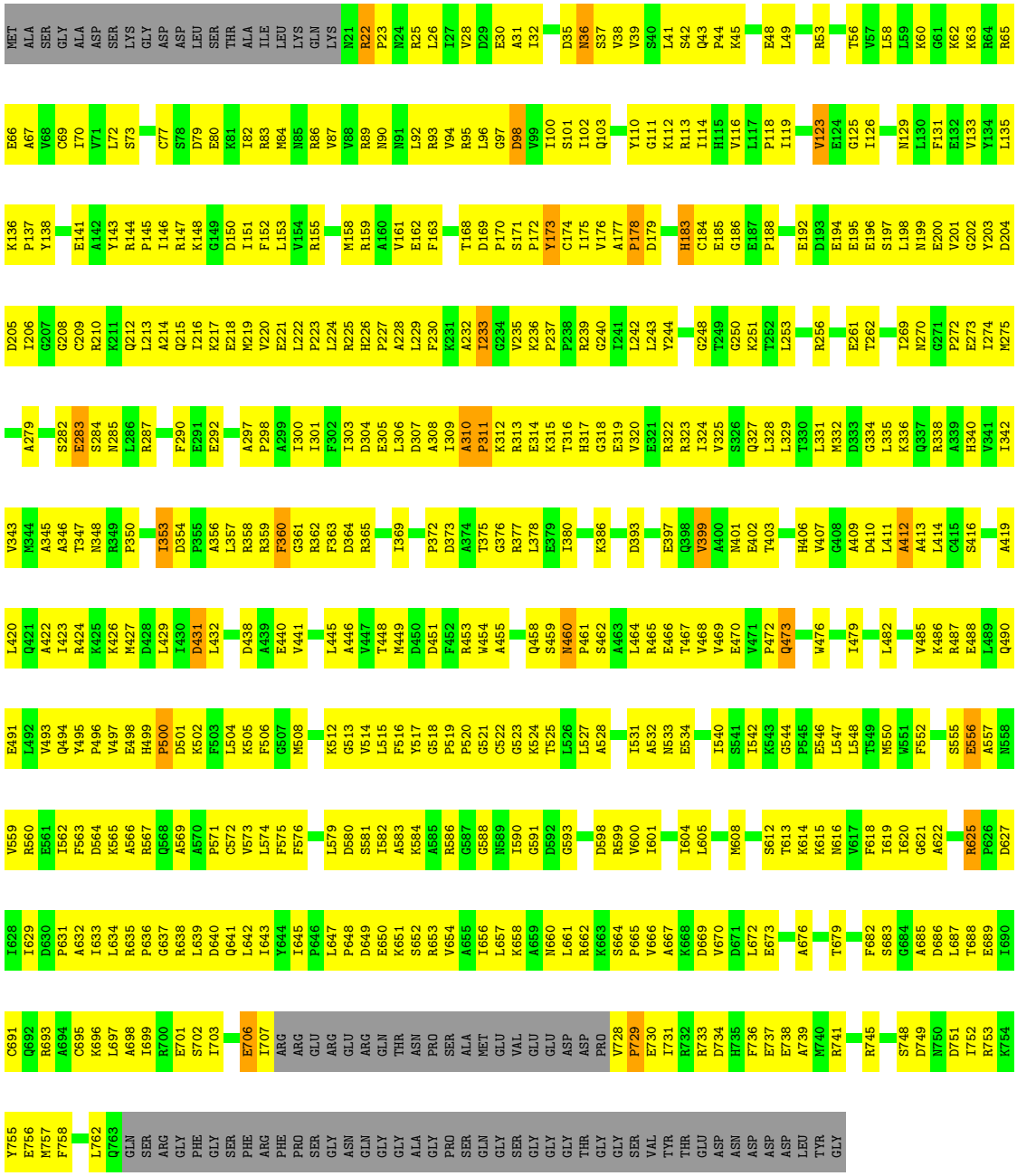

• Molecule 1: Transitional endoplasmic reticulum ATPase

Chain C: 30% 57% • 10%

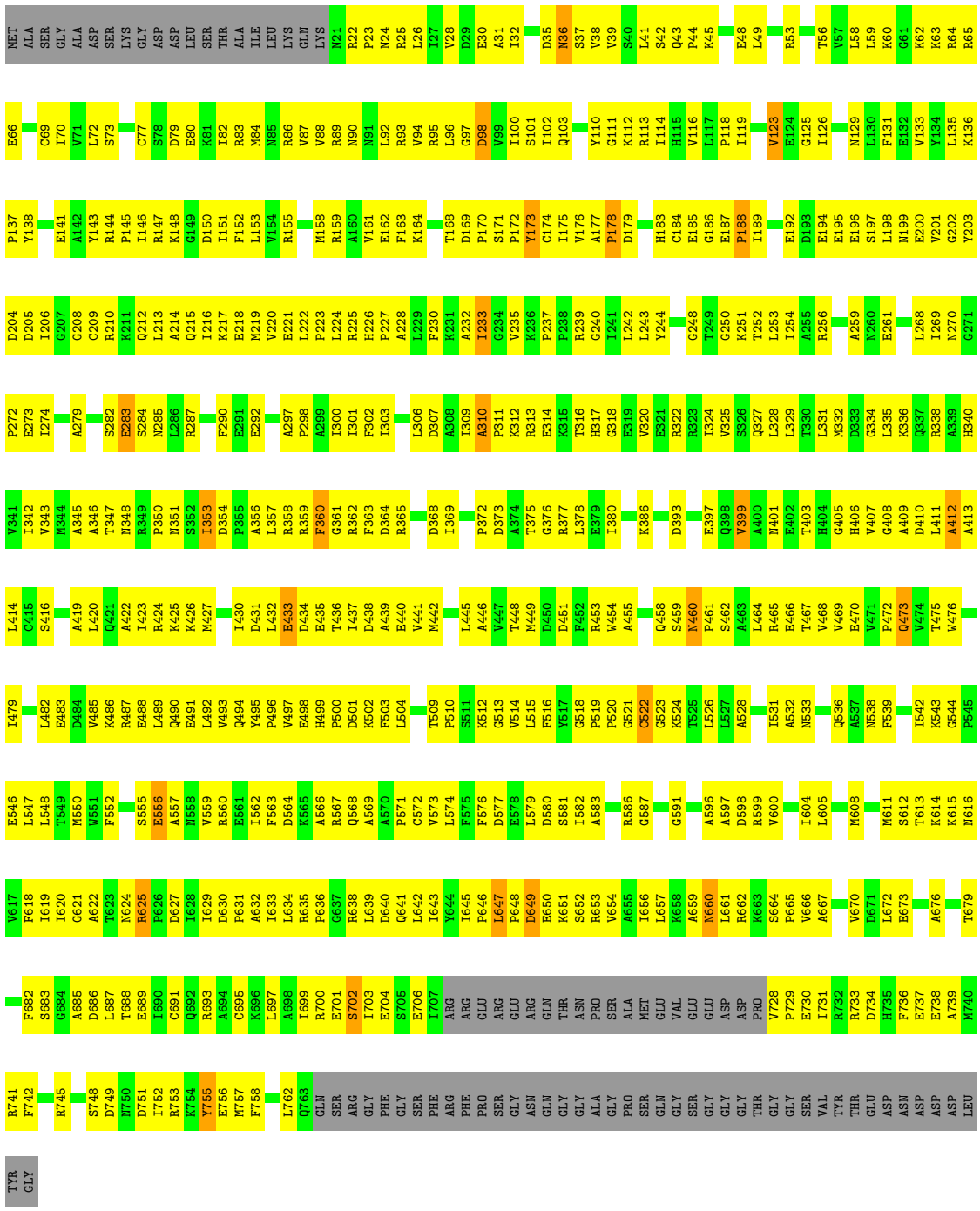
TYR
GLY
R741 F742 R745 S748 D749 N750 D751 I752 R753 K754 Y755 E756 M757 F758 L762 Q763 GLN SER ARG GLY PHE GLY SER PHE ARG PHE PRO SER GLY ASN GLN GLY GLY ALA GLY PRO SER GLN GLY SER GLY GLY GLY THR GLY GLY SER VAL TYR THR GLU ASP ASN ASP ASP ASP LEU
F682 S683 G684 A685 D686 L687 T688 E689 I690 C691 Q692 R693 A694 C695 K696 L697 A698 I699 R700 E701 S702 I703 E704 S705 E706 I707 ARG ARG GLU ARG GLU ARG GLN GLN THR ASN PRO SER ALA MET GLU GLU VAL GLU GLU ASP ASP PRO V728 P729 E730 I731 R732 R733 D734 H735 F736 E737 E738 A739 M740
V617 F618 I619 I620 G621 A622 T623 N624 R625 P626 D627 T628 I629 D630 P631 A632 I633 L634 R635 P636 G637 R638 L639 D640 Q641 L642 I643 Y644 I645 P646 L647 P648 D649 E650 K651 S652 R653 V654 A655 I656 L657 K658 A659 N660 L661 R662 K663 S664 P665 V666 A667 V670 D671 L672 E673 A676 T679
E546 L547 L548 T549 M550 W551 F552 S555 E556 A557 N558 V559 R560 E561 I562 F563 D564 K565 A566 R567 Q568 A569 A570 P571 C572 V573 L574 F575 F576 D577 E578 L579 D580 S581 I582 A583 R586 G587 G591 A596 A597 D598 R599 V600 I604 L605 M608 M611 S612 T613 K614 K615 N616
I479 L482 E483 D484 V485 K486 R487 E488 L489 Q490 E491 L492 V493 Q494 Y495 P496 V497 E498 H499 P500 D501 K502 F503 L504 T509 P510 S511 K512 G513 V514 L515 F516 Y517 G518 P519 P520 G521 C522 G523 K524 T525 L526 L527 A528 I531 A532 N533 Q536 A537 N538 F539 I542 K543 G544 P545
L414 C415 S416 A419 L420 Q421 A422 I423 R424 R425 K426 M427 I430 D431 L432 E433 D434 E435 T436 I437 D438 A439 E440 V441 M442 L445 A446 V447 T448 M449 D450 D451 F452 R453 W454 A455 Q458 S459 N460 P461 S462 A463 L464 R465 E466 T467 V468 V469 E470 V471 P472 Q473 V474 T475 W476
V341 I342 V343 M344 A345 A346 T347 N348 R349 P350 N351 S352 I353 D354 P355 A356 L357 R358 R359 F360 G361 I362 F363 D364 R365 D368 I369 P372 D373 A374 T375 G376 R377 L378 E379 I380 K386 D393 E397 Q398 V399 A400 N401 E402 T403 H404 G405 H406 V407 G408 A409 D410 L411 A412 A413
P272 E273 I274 A279 S282 E283 S284 N285 L286 R287 F290 E291 E292 A297 P298 A299 I300 I301 F302 I303 L306 D307 A308 I309 A310 P311 K312 R313 E314 K315 T316 H317 G318 E319 V320 E321 R322 R323 I324 V325 S326 Q327 L328 L329 T330 L331 M332 D333 G334 L335 K336 Q337 R338 A339 H340
P137 Y138 E141 A142 Y143 R144 R145 I146 R147 K148 G149 D150 I151 F152 L153 V154 R155 M158 R159 A160 V161 E162 F163 K164 T168 D169 P170 S171 P172 Y173 C174 I175 V176 A177 P178 D179 H183 C184 E185 G186 E187 P188 I189 E192 D193 E194 E195 E196 S197 L198 N199 E200 V201 G202 Y203
D204 D205 I206 G207 G208 C209 R210 K211 Q212 L213 A214 Q215 I216 K217 E218 M219 V220 E221 L222 P223 L224 R225 H226 P227 A228 L229 F230 K231 A232 I233 G234 V235 K236 P237 P238 R239 G240 I241 L242 L243 Y244 G248 T249 G250 K251 T252 L253 I254 A255 R256 A259 N260 E261 L268 I269 N270 G271
E66 C69 I70 V71 L72 S73 C77 S78 D79 E80 K81 I82 R83 M84 N85 R86 V87 V88 R89 N90 N91 L92 R93 V94 R95 L96 G97 D98 V99 I100 S101 I102 Q103 Y110 G111 K112 R113 I114 H115 V116 L117 P118 I119 V123 E124 G125 I126 N129 L130 F131 E132 V133 Y134 L135 K136
MET ALA SER GLY ALA ASP SER LYS GLY ASP ASP LEU SER THR ALA ILE LEU LYS GLN LYS N21 R22 P23 N24 R25 L26 I27 V28 D29 E30 A31 I32 D35 N36 S37 V38 V39 S40 L41 S42 Q43 P44 K45 E48 L49 R53 T56 V57 L58 L59 K60 G61 K62 K63 R64 R65

4 Data and refinement statistics (i)

Property	Value	Source
Space group	I 2 2 2	Depositor
Cell constants a, b, c, α, β, γ	162.66Å 178.02Å 321.14Å 90.00° 90.00° 90.00°	Depositor
Resolution (Å)	29.87 – 4.40 49.60 – 4.40	Depositor EDS
% Data completeness (in resolution range)	82.2 (29.87-4.40) 82.0 (49.60-4.40)	Depositor EDS
R_{merge}	(Not available)	Depositor
R_{sym}	0.10	Depositor
$< I/\sigma(I) >$ [1]	2.04 (at 4.45Å)	Xtriage
Refinement program	CNS	Depositor
R, R_{free}	0.229 , 0.286 0.233 , 0.283	Depositor DCC
R_{free} test set	1874 reflections (6.67%)	wwPDB-VP
Wilson B-factor (Å^2)	176.9	Xtriage
Anisotropy	0.325	Xtriage
Bulk solvent k_{sol}(e/Å^3), B_{sol}(Å^2)	0.27 , 209.6	EDS
L-test for twinning[2]	$< \|L\| > = 0.47$, $< L^2 > = 0.30$	Xtriage
Estimated twinning fraction	No twinning to report.	Xtriage
F_o,F_c correlation	0.88	EDS
Total number of atoms	17126	wwPDB-VP
Average B, all atoms (Å^2)	272.0	wwPDB-VP

Xtriage's analysis on translational NCS is as follows: *The largest off-origin peak in the Patterson function is 11.36% of the height of the origin peak. No significant pseudotranslation is detected.*

[1]Intensities estimated from amplitudes.

[2]Theoretical values of $< |L| >$, $< L^2 >$ for acentric reflections are 0.5, 0.333 respectively for untwinned datasets, and 0.375, 0.2 for perfectly twinned datasets.

5 Model quality (i)

5.1 Standard geometry (i)

Bond lengths and bond angles in the following residue types are not validated in this section: AF3, ADP

The Z score for a bond length (or angle) is the number of standard deviations the observed value is removed from the expected value. A bond length (or angle) with $|Z| > 5$ is considered an outlier worth inspection. RMSZ is the root-mean-square of all Z scores of the bond lengths (or angles).

Mol	Chain	Bond lengths		Bond angles	
		RMSZ	$\#\|Z\|>5$	RMSZ	$\#\|Z\|>5$
1	A	0.44	6/5724 (0.1%)	0.61	1/7727 (0.0%)
1	B	0.42	2/5751 (0.0%)	0.61	2/7767 (0.0%)
1	C	0.42	1/5751 (0.0%)	0.61	2/7767 (0.0%)
All	All	0.43	9/17226 (0.1%)	0.61	5/23261 (0.0%)

All (9) bond length outliers are listed below:

Mol	Chain	Res	Type	Atoms	Z	Observed(Å)	Ideal(Å)
1	A	755	TYR	CE1-CZ	7.97	1.49	1.38
1	A	755	TYR	CD2-CE2	-6.38	1.29	1.39
1	A	755	TYR	CG-CD1	6.23	1.47	1.39
1	A	755	TYR	CE2-CZ	6.20	1.46	1.38
1	B	625	ARG	CD-NE	-6.10	1.36	1.46
1	A	755	TYR	CD1-CE1	-5.63	1.30	1.39
1	A	755	TYR	CG-CD2	5.56	1.46	1.39
1	B	308	ALA	CA-CB	-5.54	1.40	1.52
1	C	755	TYR	CB-CG	-5.14	1.44	1.51

All (5) bond angle outliers are listed below:

Mol	Chain	Res	Type	Atoms	Z	Observed(^{o})	Ideal(^{o})
1	A	431	ASP	N-CA-C	8.06	132.75	111.00
1	B	431	ASP	N-CA-C	6.58	128.76	111.00
1	B	706	GLU	N-CA-C	5.90	126.92	111.00
1	C	433	GLU	N-CA-C	5.25	125.16	111.00
1	C	625	ARG	NE-CZ-NH2	-5.05	117.78	120.30

There are no chirality outliers.

There are no planarity outliers.

5.2 Too-close contacts (i)

In the following table, the Non-H and H(model) columns list the number of non-hydrogen atoms and hydrogen atoms in the chain respectively. The H(added) column lists the number of hydrogen atoms added and optimized by MolProbity. The Clashes column lists the number of clashes within the asymmetric unit, whereas Symm-Clashes lists symmetry-related clashes.

Mol	Chain	Non-H	H(model)	H(added)	Clashes	Symm-Clashes
1	A	5634	0	5705	657	0
1	B	5659	0	5731	660	0
1	C	5659	0	5731	634	0
2	A	54	0	24	8	0
2	B	54	0	24	14	0
2	C	54	0	24	11	0
3	A	4	0	0	2	0
3	B	4	0	0	9	0
3	C	4	0	0	2	0
All	All	17126	0	17239	1892	0

The all-atom clashscore is defined as the number of clashes found per 1000 atoms (including hydrogen atoms). The all-atom clashscore for this structure is 55.

All (1892) close contacts within the same asymmetric unit are listed below, sorted by their clash magnitude.

Atom-1	Atom-2	Interatomic distance (Å)	Clash overlap (Å)
1:A:427:MET:HG3	1:A:431:ASP:CB	1.69	1.22
1:A:464:LEU:HD11	1:A:466:GLU:HB2	1.22	1.17
1:A:203:TYR:O	1:A:206:ILE:HG12	1.49	1.13
1:A:427:MET:HG3	1:A:431:ASP:HB2	1.20	1.09
1:A:66:GLU:HB2	1:A:147:ARG:NH1	1.68	1.09
1:B:323:ARG:HH22	1:C:279:ALA:HB2	1.19	1.08
1:A:615:LYS:HG3	1:A:616:ASN:H	1.18	1.07
1:B:229:LEU:HD13	1:C:433:GLU:OE2	1.55	1.07
1:B:22:ARG:HG3	1:B:25:ARG:HH12	1.12	1.06
1:B:60:LYS:O	1:B:100:ILE:HG23	1.54	1.06
1:B:615:LYS:HG3	1:B:616:ASN:H	1.15	1.06
1:B:491:GLU:HA	1:B:495:TYR:CE2	1.91	1.05
1:C:615:LYS:HG3	1:C:616:ASN:H	1.16	1.05
1:A:427:MET:CG	1:A:431:ASP:HB2	1.86	1.04
1:C:89:ARG:NE	1:C:96:LEU:HD21	1.72	1.04
1:B:26:LEU:HD11	1:B:45:LYS:HE2	1.36	1.03
1:A:21:ASN:HB2	1:A:25:ARG:NH2	1.72	1.03
1:B:427:MET:HG3	1:B:432:LEU:HD13	1.41	1.03

Continued on next page...

Continued from previous page...

Atom-1	Atom-2	Interatomic distance (Å)	Clash overlap (Å)
1:B:232:ALA:HB2	1:C:125:GLY:HA3	1.41	1.02
1:C:464:LEU:HD11	1:C:466:GLU:HB3	1.40	1.01
1:A:169:ASP:HB3	1:A:170:PRO:HD3	1.42	1.01
1:B:169:ASP:HB3	1:B:170:PRO:HD3	1.44	1.00
1:A:397:GLU:HG2	1:A:401:ASN:HD21	1.24	1.00
1:B:397:GLU:HG2	1:B:401:ASN:HD21	1.23	0.99
1:B:93:ARG:HH21	1:B:194:GLU:HG3	1.25	0.98
1:A:526:LEU:HD11	2:A:900:ADP:H2'	1.45	0.98
1:C:524:LYS:HD3	1:C:622:ALA:HB1	1.44	0.98
1:C:397:GLU:HG2	1:C:401:ASN:HD21	1.22	0.98
1:C:93:ARG:HH21	1:C:194:GLU:HG3	1.24	0.97
1:C:169:ASP:HB3	1:C:170:PRO:HD3	1.45	0.97
1:A:472:PRO:HG2	1:A:532:ALA:HB3	1.44	0.97
1:A:206:ILE:CD1	1:A:213:LEU:HD21	1.95	0.96
1:A:93:ARG:HH21	1:A:194:GLU:HG3	1.25	0.96
1:C:111:GLY:HA2	1:C:170:PRO:HG2	1.47	0.96
1:A:111:GLY:HA2	1:A:170:PRO:HG2	1.48	0.95
1:C:206:ILE:CD1	1:C:213:LEU:HD21	1.97	0.95
1:A:100:ILE:HG22	1:A:101:SER:H	1.29	0.95
1:C:567:ARG:HG3	1:C:615:LYS:HE2	1.46	0.94
1:B:206:ILE:CD1	1:B:213:LEU:HD21	1.98	0.94
1:A:94:VAL:HG21	1:A:100:ILE:HD11	1.48	0.93
1:B:203:TYR:O	1:B:206:ILE:HG12	1.68	0.93
1:C:100:ILE:HG22	1:C:101:SER:H	1.31	0.93
1:B:111:GLY:HA2	1:B:170:PRO:HG2	1.50	0.93
1:C:491:GLU:HA	1:C:495:TYR:CD2	2.04	0.93
1:C:636:PRO:HA	1:C:640:ASP:HB3	1.51	0.93
1:C:94:VAL:HG21	1:C:100:ILE:HD11	1.50	0.93
1:A:224:LEU:HD21	1:A:300:ILE:HD11	1.51	0.92
1:B:464:LEU:HD11	1:B:466:GLU:HB2	1.49	0.92
1:A:627:ASP:HB3	1:A:758:PHE:CZ	2.05	0.92
1:B:636:PRO:HA	1:B:640:ASP:HB3	1.52	0.91
1:B:100:ILE:HG22	1:B:101:SER:H	1.32	0.91
1:A:445:LEU:HD23	1:A:446:ALA:N	1.86	0.91
1:A:636:PRO:HA	1:A:640:ASP:HB3	1.53	0.91
1:C:206:ILE:HD11	1:C:213:LEU:HD11	1.52	0.91
1:B:94:VAL:HG21	1:B:100:ILE:HD11	1.52	0.91
1:B:657:LEU:HD13	1:B:672:LEU:HD22	1.52	0.91
1:C:647:LEU:HB3	1:C:648:PRO:HD2	1.51	0.91
1:C:445:LEU:HD23	1:C:446:ALA:N	1.86	0.90
1:A:206:ILE:HD11	1:A:213:LEU:HD11	1.53	0.89

Continued on next page...

Continued from previous page...

Atom-1	Atom-2	Interatomic distance (Å)	Clash overlap (Å)
1:B:445:LEU:HD23	1:B:446:ALA:N	1.87	0.89
1:C:435:GLU:HG3	1:C:436:THR:H	1.36	0.89
1:A:464:LEU:HD11	1:A:466:GLU:CB	2.03	0.89
1:B:136:LYS:HB3	1:B:137:PRO:HD3	1.54	0.89
1:C:209:CYS:HB3	1:C:212:GLN:HB2	1.55	0.89
1:B:472:PRO:HG2	1:B:532:ALA:HB3	1.53	0.88
1:A:206:ILE:HD12	1:A:213:LEU:HD21	1.55	0.88
1:A:209:CYS:HB3	1:A:212:GLN:HB2	1.54	0.88
1:A:476:TRP:HA	1:A:479:ILE:HD13	1.55	0.88
1:C:464:LEU:HD11	1:C:466:GLU:CB	2.03	0.88
1:A:482:LEU:O	1:A:485:VAL:HG22	1.74	0.88
1:B:206:ILE:HD11	1:B:213:LEU:HD11	1.54	0.88
1:A:427:MET:HG3	1:A:431:ASP:HB3	1.56	0.88
1:B:615:LYS:HG3	1:B:616:ASN:N	1.88	0.87
1:B:206:ILE:HD12	1:B:213:LEU:HD21	1.56	0.87
1:C:89:ARG:HE	1:C:96:LEU:HD21	1.33	0.87
1:C:353:ILE:HG22	1:C:354:ASP:H	1.38	0.87
1:C:170:PRO:HB2	1:C:174:CYS:HB3	1.55	0.87
1:B:209:CYS:HB3	1:B:212:GLN:HB2	1.55	0.87
1:C:136:LYS:HB3	1:C:137:PRO:HD3	1.56	0.87
1:A:353:ILE:HG22	1:A:354:ASP:H	1.38	0.87
1:B:482:LEU:O	1:B:485:VAL:HG22	1.75	0.87
1:B:491:GLU:HA	1:B:495:TYR:CD2	2.10	0.87
1:A:433:GLU:HG2	1:A:437:ILE:HD11	1.55	0.87
1:B:170:PRO:HB2	1:B:174:CYS:HB3	1.56	0.87
1:C:491:GLU:HA	1:C:495:TYR:CE2	2.10	0.86
1:A:491:GLU:HA	1:A:495:TYR:HD2	1.40	0.86
1:A:563:PHE:HZ	1:A:604:ILE:HG23	1.39	0.86
1:B:312:LYS:H	1:B:354:ASP:HB2	1.41	0.86
1:A:136:LYS:HB3	1:A:137:PRO:HD3	1.57	0.86
1:C:472:PRO:HG2	1:C:532:ALA:HB3	1.58	0.86
1:C:748:SER:O	1:C:752:ILE:HG13	1.76	0.86
1:C:206:ILE:HD12	1:C:213:LEU:HD21	1.55	0.85
1:B:65:ARG:NH1	1:B:93:ARG:HH12	1.72	0.85
1:B:269:ILE:HB	1:B:303:ILE:HG22	1.57	0.85
1:C:615:LYS:HG3	1:C:616:ASN:N	1.90	0.85
1:A:489:LEU:HD22	1:A:531:ILE:HD13	1.57	0.85
1:B:748:SER:O	1:B:752:ILE:HG13	1.77	0.85
1:B:491:GLU:HA	1:B:495:TYR:HE2	1.38	0.85
1:A:170:PRO:HB2	1:A:174:CYS:HB3	1.57	0.85
1:C:427:MET:SD	1:C:433:GLU:HB2	2.17	0.84

Continued on next page...

Continued from previous page...

Atom-1	Atom-2	Interatomic distance (Å)	Clash overlap (Å)
1:A:475:THR:HG22	1:A:533:ASN:ND2	1.91	0.84
1:A:615:LYS:HG3	1:A:616:ASN:N	1.91	0.84
1:A:506:PHE:CD2	1:B:699:ILE:HG12	2.12	0.84
1:C:482:LEU:O	1:C:485:VAL:HG22	1.77	0.84
1:A:100:ILE:HG22	1:A:101:SER:N	1.93	0.84
1:A:66:GLU:CB	1:A:147:ARG:NH1	2.40	0.83
1:B:502:LYS:NZ	1:C:703:ILE:HG12	1.92	0.83
1:B:353:ILE:HG22	1:B:354:ASP:H	1.40	0.83
1:B:476:TRP:HA	1:B:479:ILE:HD13	1.60	0.83
1:A:653:ARG:HD2	1:A:676:ALA:HA	1.58	0.83
1:B:323:ARG:NH2	1:C:279:ALA:HB2	1.94	0.83
1:A:748:SER:O	1:A:752:ILE:HG13	1.77	0.83
1:B:221:GLU:O	1:B:225:ARG:HB2	1.79	0.82
1:A:240:GLY:HA3	1:A:362:ARG:O	1.80	0.82
1:B:100:ILE:HG22	1:B:101:SER:N	1.94	0.82
1:A:221:GLU:O	1:A:225:ARG:HB2	1.79	0.81
1:A:501:ASP:O	1:A:505:LYS:HG3	1.78	0.81
1:A:579:LEU:HD22	1:A:629:ILE:HD12	1.61	0.81
1:C:476:TRP:HA	1:C:479:ILE:HD13	1.59	0.81
1:C:221:GLU:O	1:C:225:ARG:HB2	1.79	0.81
1:B:240:GLY:HA3	1:B:362:ARG:O	1.81	0.81
1:C:203:TYR:O	1:C:206:ILE:HG12	1.80	0.81
1:A:563:PHE:CZ	1:A:604:ILE:HG23	2.16	0.81
1:B:65:ARG:HH11	1:B:93:ARG:NH1	1.79	0.81
1:B:563:PHE:HZ	1:B:604:ILE:HG23	1.44	0.81
1:C:464:LEU:HG	1:C:466:GLU:H	1.46	0.81
1:A:491:GLU:HA	1:A:495:TYR:CD2	2.17	0.80
1:A:155:ARG:NH2	1:A:386:LYS:HZ3	1.80	0.80
1:C:100:ILE:HG22	1:C:101:SER:N	1.94	0.80
1:C:475:THR:HG22	1:C:533:ASN:ND2	1.97	0.80
1:C:133:VAL:HG21	1:C:439:ALA:HB1	1.63	0.80
1:C:464:LEU:CD1	1:C:466:GLU:HB3	2.12	0.80
1:A:397:GLU:HG2	1:A:401:ASN:ND2	1.97	0.79
1:B:397:GLU:HG2	1:B:401:ASN:ND2	1.96	0.79
1:B:497:VAL:HG13	1:B:498:GLU:HG3	1.64	0.79
1:C:397:GLU:HG2	1:C:401:ASN:ND2	1.96	0.79
1:C:269:ILE:HB	1:C:303:ILE:HG22	1.64	0.79
1:B:282:SER:HA	1:B:285:ASN:HD22	1.47	0.79
1:B:540:ILE:HD12	1:B:566:ALA:HB2	1.64	0.79
1:A:66:GLU:HB2	1:A:147:ARG:HH12	1.41	0.79
1:A:758:PHE:HB3	1:A:762:LEU:HD11	1.62	0.79

Continued on next page...

Continued from previous page...

Atom-1	Atom-2	Interatomic distance (Å)	Clash overlap (Å)
1:B:26:LEU:HD21	1:B:45:LYS:NZ	1.98	0.79
1:C:523:GLY:HA2	2:C:900:ADP:O1A	1.83	0.79
1:A:66:GLU:CB	1:A:147:ARG:HH12	1.94	0.79
1:A:282:SER:HA	1:A:285:ASN:HD22	1.48	0.79
1:B:590:ILE:HG13	1:B:591:GLY:H	1.46	0.78
1:C:282:SER:HA	1:C:285:ASN:HD22	1.47	0.78
1:C:579:LEU:HD23	1:C:579:LEU:O	1.83	0.78
1:B:469:VAL:HG21	1:B:565:LYS:HE3	1.65	0.78
1:B:519:PRO:HG2	1:B:522:CYS:SG	2.22	0.78
1:C:240:GLY:HA3	1:C:362:ARG:O	1.84	0.78
1:B:427:MET:CE	1:B:432:LEU:HB2	2.12	0.78
1:A:21:ASN:HB2	1:A:25:ARG:HH21	1.43	0.78
1:C:60:LYS:HE3	1:C:103:GLN:HE22	1.47	0.78
1:A:378:LEU:HD13	1:A:397:GLU:HA	1.66	0.78
1:B:22:ARG:CG	1:B:25:ARG:HH12	1.93	0.78
1:C:224:LEU:HD21	1:C:300:ILE:HD11	1.65	0.78
1:B:523:GLY:HA2	2:B:900:ADP:O1A	1.83	0.78
1:B:378:LEU:HD13	1:B:397:GLU:HA	1.66	0.78
1:B:495:TYR:CD1	1:C:703:ILE:HD13	2.19	0.78
1:A:110:TYR:HD2	1:A:177:ALA:HB2	1.48	0.77
1:B:427:MET:HG3	1:B:432:LEU:CD1	2.12	0.77
1:A:364:ASP:OD1	1:A:365:ARG:HG2	1.84	0.77
1:C:659:ALA:HA	1:C:662:ARG:HG3	1.66	0.77
1:A:652:SER:O	1:A:656:ILE:HG13	1.85	0.77
1:C:155:ARG:NH2	1:C:386:LYS:HZ3	1.83	0.77
1:B:22:ARG:HG3	1:B:25:ARG:NH1	1.96	0.77
1:B:464:LEU:HG	1:B:466:GLU:H	1.49	0.77
1:C:548:LEU:HD21	1:C:581:SER:O	1.83	0.77
1:A:433:GLU:HG2	1:A:437:ILE:CD1	2.14	0.76
1:C:206:ILE:CD1	1:C:213:LEU:HD11	2.15	0.76
1:B:110:TYR:HD2	1:B:177:ALA:HB2	1.49	0.76
1:C:113:ARG:HH21	1:C:183:HIS:CE1	2.03	0.76
1:A:90:ASN:HD22	1:A:198:LEU:CD2	1.99	0.76
1:A:548:LEU:HD21	1:A:581:SER:O	1.85	0.76
1:B:521:GLY:HA3	1:B:685:ALA:HB2	1.66	0.76
1:C:634:LEU:HD22	1:C:642:LEU:HD11	1.68	0.76
1:C:378:LEU:HD13	1:C:397:GLU:HA	1.66	0.76
1:A:579:LEU:HD23	1:A:579:LEU:O	1.85	0.75
1:B:650:GLU:O	1:B:654:VAL:HG23	1.87	0.75
1:B:364:ASP:OD1	1:B:365:ARG:HG2	1.85	0.75
1:C:90:ASN:HD22	1:C:198:LEU:CD2	2.00	0.75

Continued on next page...

Continued from previous page...

Atom-1	Atom-2	Interatomic distance (Å)	Clash overlap (Å)
1:A:155:ARG:HH21	1:A:386:LYS:HZ3	1.34	0.75
1:B:206:ILE:CD1	1:B:213:LEU:HD11	2.16	0.75
1:A:489:LEU:HD22	1:A:531:ILE:CD1	2.17	0.75
1:A:113:ARG:HH21	1:A:183:HIS:CE1	2.05	0.75
1:B:113:ARG:HH21	1:B:183:HIS:CE1	2.05	0.75
1:C:515:LEU:HD13	1:C:634:LEU:HD21	1.69	0.75
1:C:143:TYR:HA	1:C:176:VAL:O	1.85	0.75
1:C:499:HIS:N	1:C:500:PRO:HD3	2.00	0.75
1:A:311:PRO:C	1:A:313:ARG:H	1.85	0.74
1:B:464:LEU:HD11	1:B:466:GLU:CB	2.17	0.74
1:C:459:SER:C	1:C:461:PRO:HD2	2.07	0.74
1:B:143:TYR:HA	1:B:176:VAL:O	1.86	0.74
1:C:364:ASP:OD1	1:C:365:ARG:HG2	1.87	0.74
1:C:665:PRO:O	1:C:731:ILE:HB	1.88	0.74
1:B:634:LEU:HD22	1:B:642:LEU:HD11	1.69	0.74
1:C:521:GLY:HA2	1:C:685:ALA:HB2	1.67	0.74
1:A:143:TYR:HA	1:A:176:VAL:O	1.87	0.74
1:B:90:ASN:HD22	1:B:198:LEU:CD2	2.00	0.74
1:B:658:LYS:O	1:B:662:ARG:HB2	1.87	0.74
1:B:312:LYS:HB3	1:B:354:ASP:CG	2.08	0.74
1:B:499:HIS:N	1:B:500:PRO:HD3	2.03	0.74
1:B:615:LYS:CG	1:B:616:ASN:H	1.99	0.74
1:A:206:ILE:CD1	1:A:213:LEU:HD11	2.17	0.74
1:B:647:LEU:HB3	1:B:648:PRO:HD2	1.69	0.74
1:C:110:TYR:HD2	1:C:177:ALA:HB2	1.53	0.74
1:C:435:GLU:HG3	1:C:436:THR:N	2.03	0.73
1:A:427:MET:SD	1:A:437:ILE:HD11	2.27	0.73
1:A:634:LEU:HD22	1:A:642:LEU:HD11	1.69	0.73
1:C:563:PHE:HZ	1:C:604:ILE:HG23	1.53	0.73
1:A:437:ILE:CG2	1:A:438:ASP:N	2.50	0.73
1:A:647:LEU:HB3	1:A:648:PRO:HD2	1.69	0.73
1:C:270:ASN:HB2	1:C:273:GLU:HB2	1.70	0.73
1:C:615:LYS:CG	1:C:616:ASN:H	2.00	0.73
1:A:758:PHE:O	1:A:762:LEU:HG	1.88	0.73
1:B:155:ARG:HH21	1:B:386:LYS:NZ	1.87	0.73
1:B:270:ASN:HB2	1:B:273:GLU:HB2	1.71	0.73
1:C:89:ARG:CZ	1:C:96:LEU:HD21	2.18	0.73
1:A:519:PRO:HD3	1:A:755:TYR:HD2	1.53	0.73
1:C:39:VAL:HG11	1:C:59:LEU:HD11	1.69	0.73
1:A:129:ASN:O	1:A:133:VAL:HG23	1.88	0.73
1:A:270:ASN:HB2	1:A:273:GLU:HB2	1.70	0.73

Continued on next page...

Continued from previous page...

Atom-1	Atom-2	Interatomic distance (Å)	Clash overlap (Å)
1:A:633:ILE:CG2	1:A:639:LEU:HD12	2.19	0.73
1:B:147:ARG:HG2	1:B:148:LYS:N	2.04	0.73
1:A:317:HIS:CE1	1:B:317:HIS:NE2	2.57	0.72
1:A:475:THR:HG22	1:A:533:ASN:HD21	1.54	0.72
1:A:313:ARG:HG2	1:A:314:GLU:H	1.53	0.72
1:B:129:ASN:O	1:B:133:VAL:HG23	1.89	0.72
1:C:32:ILE:HG12	1:C:83:ARG:HD3	1.70	0.72
1:A:506:PHE:HD2	1:B:699:ILE:HG12	1.52	0.72
1:C:633:ILE:CG2	1:C:639:LEU:HD12	2.19	0.72
1:C:599:ARG:NH1	1:C:599:ARG:HB3	2.04	0.72
1:B:627:ASP:HB3	1:B:758:PHE:CZ	2.24	0.72
1:B:563:PHE:CZ	1:B:604:ILE:HG23	2.25	0.72
1:C:309:ILE:C	1:C:311:PRO:HD2	2.10	0.72
1:A:437:ILE:HG23	1:A:438:ASP:N	2.02	0.72
1:B:582:ILE:HD12	1:B:601:ILE:HG12	1.72	0.72
1:C:155:ARG:HH21	1:C:386:LYS:HZ3	1.35	0.72
1:A:32:ILE:HG12	1:A:83:ARG:HD3	1.71	0.72
1:A:100:ILE:CG2	1:A:101:SER:H	2.02	0.72
1:C:129:ASN:O	1:C:133:VAL:HG23	1.90	0.72
1:C:90:ASN:ND2	1:C:198:LEU:HD23	2.04	0.72
1:A:80:GLU:HG2	1:B:429:LEU:HD13	1.72	0.71
1:B:427:MET:HE2	1:B:441:VAL:HG11	1.71	0.71
1:B:633:ILE:CG2	1:B:639:LEU:HD12	2.19	0.71
1:C:515:LEU:HD13	1:C:634:LEU:CD2	2.20	0.71
1:A:627:ASP:HB3	1:A:758:PHE:CE1	2.26	0.71
1:B:599:ARG:HB3	1:B:599:ARG:NH1	2.05	0.71
1:A:60:LYS:O	1:A:100:ILE:HG23	1.91	0.71
1:B:90:ASN:ND2	1:B:198:LEU:HD23	2.05	0.71
1:A:90:ASN:ND2	1:A:198:LEU:HD23	2.05	0.71
1:A:147:ARG:HG2	1:A:148:LYS:N	2.04	0.71
1:A:232:ALA:HB2	1:B:125:GLY:HA3	1.72	0.71
1:A:599:ARG:HB3	1:A:599:ARG:NH1	2.04	0.71
1:A:582:ILE:HD13	1:A:600:VAL:HB	1.73	0.71
1:B:232:ALA:HB2	1:C:125:GLY:CA	2.19	0.71
1:A:427:MET:CE	1:A:437:ILE:HD12	2.20	0.71
1:A:615:LYS:CG	1:A:616:ASN:H	2.01	0.71
1:A:612:SER:HB3	1:A:615:LYS:HB2	1.73	0.70
1:B:612:SER:HB3	1:B:615:LYS:HB2	1.73	0.70
1:B:100:ILE:CG2	1:B:101:SER:H	2.03	0.70
1:B:155:ARG:HE	1:B:386:LYS:HZ3	1.40	0.70
1:A:230:PHE:HA	1:A:233:ILE:HG22	1.72	0.70

Continued on next page...

Continued from previous page...

Atom-1	Atom-2	Interatomic distance (Å)	Clash overlap (Å)
1:C:427:MET:HG2	1:C:433:GLU:HB2	1.74	0.70
1:B:203:TYR:CE2	1:B:261:GLU:HG2	2.27	0.70
1:C:100:ILE:CG2	1:C:101:SER:H	2.04	0.70
1:C:92:LEU:HD13	1:C:100:ILE:HD13	1.73	0.70
1:B:514:VAL:HG23	1:B:618:PHE:HZ	1.57	0.69
1:B:749:ASP:HA	1:B:752:ILE:HD12	1.74	0.69
1:A:611:MET:HE3	1:A:619:ILE:HD11	1.72	0.69
1:C:460:ASN:N	1:C:461:PRO:CD	2.56	0.69
1:B:230:PHE:HA	1:B:233:ILE:CG2	2.22	0.69
1:B:230:PHE:HA	1:B:233:ILE:HG22	1.73	0.69
1:C:512:LYS:HZ1	1:C:611:MET:HB3	1.56	0.69
1:B:490:GLN:HB3	1:B:494:GLN:HG3	1.74	0.69
1:A:92:LEU:HD13	1:A:100:ILE:HD13	1.73	0.69
1:B:32:ILE:HG12	1:B:83:ARG:HD3	1.72	0.69
1:B:155:ARG:NE	1:B:386:LYS:HZ3	1.91	0.69
1:B:323:ARG:HH22	1:C:279:ALA:CB	2.02	0.69
1:B:502:LYS:HZ2	1:C:703:ILE:HG12	1.57	0.69
1:C:612:SER:HB3	1:C:615:LYS:HB2	1.74	0.69
1:C:62:LYS:NZ	1:C:98:ASP:HB3	2.07	0.69
1:C:63:LYS:O	1:C:65:ARG:HG3	1.93	0.69
1:C:427:MET:CG	1:C:433:GLU:HB2	2.23	0.69
1:B:514:VAL:HG11	1:B:643:ILE:HD12	1.74	0.69
1:A:93:ARG:HE	1:A:194:GLU:HB2	1.56	0.69
1:A:307:ASP:O	1:A:311:PRO:HD3	1.92	0.69
1:A:407:VAL:HG22	1:A:410:ASP:OD2	1.93	0.69
1:B:65:ARG:NH1	1:B:93:ARG:NH1	2.38	0.69
1:B:92:LEU:HD13	1:B:100:ILE:HD13	1.74	0.69
1:B:573:VAL:HG12	1:B:618:PHE:HB3	1.74	0.69
1:C:497:VAL:HG13	1:C:498:GLU:HG3	1.73	0.69
1:A:26:LEU:HD21	1:A:45:LYS:NZ	2.07	0.69
1:A:110:TYR:CD2	1:A:177:ALA:HB2	2.28	0.69
1:A:749:ASP:HA	1:A:752:ILE:HD12	1.74	0.69
1:B:110:TYR:CD2	1:B:177:ALA:HB2	2.28	0.69
1:B:244:TYR:CE1	1:B:350:PRO:HG3	2.28	0.69
1:B:502:LYS:HB3	1:C:699:ILE:HG23	1.75	0.69
1:C:250:GLY:HA2	2:C:807:ADP:PA	2.33	0.69
1:C:403:THR:HB	1:C:406:HIS:CG	2.27	0.69
1:C:475:THR:HG22	1:C:533:ASN:HD21	1.57	0.69
1:A:230:PHE:HA	1:A:233:ILE:CG2	2.23	0.69
1:A:433:GLU:C	1:A:434:ASP:CA	2.61	0.69
1:A:44:PRO:HG2	1:A:79:ASP:OD1	1.93	0.68

Continued on next page...

Continued from previous page...

Atom-1	Atom-2	Interatomic distance (Å)	Clash overlap (Å)
1:A:155:ARG:HH21	1:A:386:LYS:NZ	1.91	0.68
1:B:403:THR:HB	1:B:406:HIS:CG	2.28	0.68
1:C:653:ARG:CD	1:C:679:THR:O	2.41	0.68
1:B:224:LEU:HD21	1:B:300:ILE:HD11	1.75	0.68
1:B:65:ARG:HH11	1:B:93:ARG:HH12	1.40	0.68
1:C:244:TYR:CE1	1:C:350:PRO:HG3	2.29	0.68
1:C:512:LYS:NZ	1:C:611:MET:HB3	2.09	0.68
1:C:733:ARG:NH1	1:C:733:ARG:HB2	2.09	0.68
1:C:749:ASP:HA	1:C:752:ILE:HD12	1.74	0.68
1:A:303:ILE:HD11	1:A:345:ALA:HB2	1.76	0.68
1:A:635:ARG:NH1	1:A:635:ARG:HB3	2.09	0.68
1:C:312:LYS:HB3	1:C:354:ASP:CB	2.23	0.68
1:A:734:ASP:O	1:A:738:GLU:HB2	1.94	0.68
1:B:60:LYS:HB2	1:B:101:SER:OG	1.94	0.68
1:A:437:ILE:HG23	1:A:438:ASP:H	1.59	0.68
1:B:734:ASP:O	1:B:738:GLU:HB2	1.94	0.68
1:C:734:ASP:O	1:C:738:GLU:HB2	1.94	0.68
1:A:244:TYR:CE1	1:A:350:PRO:HG3	2.29	0.68
1:C:66:GLU:HB2	1:C:147:ARG:NH1	2.09	0.68
1:C:147:ARG:HG2	1:C:148:LYS:N	2.07	0.68
1:A:633:ILE:O	1:A:639:LEU:HB2	1.94	0.68
1:B:90:ASN:HD22	1:B:198:LEU:HD23	1.59	0.68
1:A:403:THR:HB	1:A:406:HIS:CG	2.28	0.67
1:A:492:LEU:O	1:A:496:PRO:HG3	1.95	0.67
1:B:244:TYR:CZ	1:B:350:PRO:HG3	2.29	0.67
1:C:155:ARG:HH21	1:C:386:LYS:NZ	1.92	0.67
1:C:244:TYR:CZ	1:C:350:PRO:HG3	2.29	0.67
1:B:70:ILE:HD11	1:B:145:PRO:HG3	1.76	0.67
1:C:407:VAL:HG22	1:C:410:ASP:OD2	1.93	0.67
1:A:633:ILE:HG22	1:A:639:LEU:HD12	1.75	0.67
1:A:733:ARG:NH1	1:A:733:ARG:HB2	2.09	0.67
1:B:407:VAL:HG22	1:B:410:ASP:OD2	1.94	0.67
1:C:230:PHE:HA	1:C:233:ILE:HG22	1.74	0.67
1:A:514:VAL:HG23	1:A:618:PHE:HZ	1.60	0.67
1:C:524:LYS:HB2	3:C:915:AF3:F2	1.84	0.67
1:A:357:LEU:HB3	1:A:363:PHE:HD2	1.59	0.67
1:A:758:PHE:HB3	1:A:762:LEU:CD1	2.24	0.67
1:C:635:ARG:NH1	1:C:635:ARG:HB3	2.10	0.67
1:A:503:PHE:HA	1:B:699:ILE:HD13	1.77	0.67
1:A:656:ILE:HG21	1:A:687:LEU:HD12	1.76	0.67
1:A:702:SER:O	1:A:706:GLU:HG3	1.94	0.67

Continued on next page...

Continued from previous page...

Atom-1	Atom-2	Interatomic distance (Å)	Clash overlap (Å)
1:B:733:ARG:NH1	1:B:733:ARG:HB2	2.10	0.67
1:C:63:LYS:HD2	1:C:93:ARG:HD2	1.77	0.67
1:C:230:PHE:HA	1:C:233:ILE:CG2	2.24	0.67
1:C:538:ASN:O	1:C:573:VAL:HG22	1.95	0.67
1:A:90:ASN:HD22	1:A:198:LEU:HD23	1.59	0.67
1:C:633:ILE:HG22	1:C:639:LEU:HD12	1.76	0.67
1:B:633:ILE:HG22	1:B:639:LEU:HD12	1.75	0.67
1:B:633:ILE:O	1:B:639:LEU:HB2	1.95	0.67
1:C:70:ILE:HD11	1:C:145:PRO:HG3	1.76	0.66
1:C:503:PHE:HD2	1:C:504:LEU:HD22	1.60	0.66
1:A:244:TYR:CZ	1:A:350:PRO:HG3	2.30	0.66
1:A:582:ILE:HD12	1:A:601:ILE:HG12	1.77	0.66
1:B:201:VAL:HG21	1:B:256:ARG:HD2	1.77	0.66
1:B:479:ILE:HD12	1:B:479:ILE:N	2.10	0.66
1:C:543:LYS:HA	1:C:577:ASP:HB3	1.78	0.66
1:A:70:ILE:HD11	1:A:145:PRO:HG3	1.77	0.66
1:A:427:MET:SD	1:A:437:ILE:CD1	2.82	0.66
1:C:93:ARG:HE	1:C:194:GLU:HB2	1.59	0.66
1:C:587:GLY:HA3	1:C:591:GLY:HA2	1.76	0.66
1:A:599:ARG:HB3	1:A:599:ARG:HH11	1.61	0.66
1:B:635:ARG:HB3	1:B:635:ARG:NH1	2.10	0.66
1:C:357:LEU:HB3	1:C:363:PHE:HD2	1.60	0.66
1:B:93:ARG:HE	1:B:194:GLU:HB2	1.60	0.66
1:B:653:ARG:CD	1:B:679:THR:O	2.44	0.66
1:C:633:ILE:O	1:C:639:LEU:HB2	1.94	0.66
1:C:641:GLN:C	1:C:642:LEU:HD22	2.16	0.66
1:A:306:LEU:HD22	1:A:345:ALA:HB1	1.78	0.66
1:B:329:LEU:HD13	1:C:272:PRO:HG2	1.78	0.66
1:C:563:PHE:CZ	1:C:604:ILE:HG23	2.29	0.66
1:C:599:ARG:HB3	1:C:599:ARG:HH11	1.61	0.66
1:C:647:LEU:H	1:C:647:LEU:HD12	1.60	0.66
1:A:26:LEU:O	1:A:27:ILE:HD13	1.96	0.66
1:A:169:ASP:CB	1:A:170:PRO:HD3	2.23	0.66
1:A:641:GLN:C	1:A:642:LEU:HD22	2.16	0.66
1:C:26:LEU:HD11	1:C:45:LYS:HE2	1.78	0.66
1:A:208:GLY:HA2	1:A:210:ARG:NH1	2.11	0.66
1:B:641:GLN:C	1:B:642:LEU:HD22	2.16	0.66
1:A:113:ARG:HG2	1:A:113:ARG:HH11	1.61	0.66
1:B:312:LYS:HB3	1:B:354:ASP:OD2	1.96	0.66
1:C:110:TYR:CD2	1:C:177:ALA:HB2	2.31	0.66
1:B:44:PRO:HG2	1:B:79:ASP:OD1	1.96	0.66

Continued on next page...

Continued from previous page...

Atom-1	Atom-2	Interatomic distance (Å)	Clash overlap (Å)
1:C:113:ARG:HG2	1:C:113:ARG:HH11	1.61	0.66
1:B:496:PRO:O	1:B:500:PRO:HG3	1.96	0.65
1:B:579:LEU:HD22	1:B:629:ILE:CD1	2.25	0.65
1:B:741:ARG:HA	1:B:741:ARG:HE	1.61	0.65
1:A:500:PRO:O	1:A:504:LEU:HD13	1.96	0.65
1:A:741:ARG:HA	1:A:741:ARG:HE	1.62	0.65
1:C:516:PHE:O	1:C:622:ALA:HA	1.97	0.65
1:C:741:ARG:HA	1:C:741:ARG:HE	1.61	0.65
1:B:169:ASP:CB	1:B:170:PRO:HD3	2.24	0.65
1:B:495:TYR:HD1	1:C:703:ILE:HD13	1.61	0.65
1:C:60:LYS:HB2	1:C:101:SER:OG	1.96	0.65
1:A:311:PRO:C	1:A:313:ARG:N	2.49	0.65
1:A:499:HIS:N	1:A:500:PRO:HD3	2.11	0.65
1:B:357:LEU:HB3	1:B:363:PHE:HD2	1.61	0.65
1:C:60:LYS:HE3	1:C:103:GLN:NE2	2.12	0.65
1:C:203:TYR:CE2	1:C:261:GLU:HG2	2.32	0.65
1:C:237:PRO:O	1:C:239:ARG:HG3	1.96	0.65
1:A:579:LEU:HD22	1:A:629:ILE:CD1	2.27	0.65
1:B:119:ILE:HD12	1:B:162:GLU:HB2	1.79	0.65
1:C:44:PRO:HG2	1:C:79:ASP:OD1	1.96	0.65
1:A:216:ILE:HA	1:A:219:MET:HE3	1.77	0.65
1:B:502:LYS:HA	1:B:505:LYS:HG3	1.77	0.65
1:B:520:PRO:HA	3:B:915:AF3:F2	1.86	0.65
1:A:435:GLU:OE1	1:A:435:GLU:HA	1.97	0.65
1:B:113:ARG:HG2	1:B:113:ARG:HH11	1.62	0.65
1:C:667:ALA:HB2	1:C:731:ILE:O	1.97	0.65
1:A:114:ILE:HD11	1:A:176:VAL:HG22	1.77	0.65
1:B:237:PRO:O	1:B:239:ARG:HG3	1.97	0.65
1:C:501:ASP:OD1	1:C:502:LYS:HD2	1.96	0.65
1:C:89:ARG:NE	1:C:96:LEU:CD2	2.54	0.65
1:C:491:GLU:HA	1:C:495:TYR:HD2	1.58	0.65
1:A:517:TYR:C	1:A:524:LYS:HE2	2.17	0.64
1:B:495:TYR:CD1	1:C:703:ILE:CD1	2.80	0.64
1:A:210:ARG:H	1:A:210:ARG:HD2	1.62	0.64
1:B:313:ARG:HG2	1:B:314:GLU:H	1.62	0.64
1:B:155:ARG:NH2	1:B:386:LYS:HZ3	1.94	0.64
1:B:500:PRO:O	1:B:504:LEU:HD13	1.98	0.64
1:A:512:LYS:HZ3	1:A:608:MET:CG	2.10	0.64
1:A:654:VAL:HG22	1:A:676:ALA:HB2	1.78	0.64
1:B:208:GLY:HA2	1:B:210:ARG:NH1	2.12	0.64
1:B:427:MET:CG	1:B:432:LEU:HD13	2.25	0.64

Continued on next page...

Continued from previous page...

Atom-1	Atom-2	Interatomic distance (Å)	Clash overlap (Å)
1:C:208:GLY:HA2	1:C:210:ARG:NH1	2.12	0.64
1:C:496:PRO:O	1:C:500:PRO:HG3	1.96	0.64
1:A:237:PRO:O	1:A:239:ARG:HG3	1.97	0.64
1:B:153:LEU:HD12	1:B:161:VAL:O	1.97	0.64
1:B:548:LEU:HD21	1:B:581:SER:O	1.98	0.64
1:B:664:SER:HB3	1:B:665:PRO:HD2	1.79	0.64
1:C:427:MET:CE	1:C:441:VAL:HG11	2.28	0.64
1:C:479:ILE:N	1:C:479:ILE:HD12	2.13	0.64
1:A:323:ARG:HH22	1:B:279:ALA:HB2	1.62	0.64
1:A:574:LEU:HG	1:A:576:PHE:HE1	1.63	0.64
1:B:210:ARG:H	1:B:210:ARG:HD2	1.63	0.64
1:B:155:ARG:HH21	1:B:386:LYS:HZ3	1.46	0.63
1:A:612:SER:CB	1:A:615:LYS:HB2	2.29	0.63
1:B:574:LEU:HG	1:B:576:PHE:CE1	2.33	0.63
1:C:373:ASP:HA	1:C:377:ARG:HH12	1.63	0.63
1:A:582:ILE:CD1	1:A:600:VAL:HB	2.27	0.63
1:B:599:ARG:HB3	1:B:599:ARG:HH11	1.61	0.63
1:B:580:ASP:OD2	1:B:584:LYS:NZ	2.31	0.63
1:C:119:ILE:HD12	1:C:162:GLU:HB2	1.81	0.63
1:A:119:ILE:HD12	1:A:162:GLU:HB2	1.81	0.63
1:B:472:PRO:HB2	1:B:533:ASN:HB2	1.80	0.63
1:C:503:PHE:HZ	1:C:510:PRO:N	1.97	0.63
1:B:373:ASP:HA	1:B:377:ARG:HH12	1.63	0.63
1:C:114:ILE:HD11	1:C:176:VAL:HG22	1.79	0.63
1:C:259:ALA:HB2	1:C:300:ILE:HD12	1.81	0.63
1:C:270:ASN:O	1:C:273:GLU:HB3	1.99	0.63
1:B:233:ILE:HD13	1:C:442:MET:CE	2.29	0.63
1:C:170:PRO:HB2	1:C:174:CYS:CB	2.29	0.63
1:A:49:LEU:N	1:A:49:LEU:HD12	2.14	0.63
1:A:222:LEU:HD12	1:B:420:LEU:HD22	1.81	0.63
1:B:251:LYS:HD3	1:B:346:ALA:HB1	1.80	0.63
1:C:758:PHE:HB3	1:C:762:LEU:CD1	2.27	0.63
1:A:153:LEU:HD12	1:A:161:VAL:O	2.00	0.62
1:B:283:GLU:O	1:B:287:ARG:HB2	1.99	0.62
1:C:155:ARG:HE	1:C:386:LYS:NZ	1.96	0.62
1:A:270:ASN:O	1:A:273:GLU:HB3	1.99	0.62
1:C:153:LEU:HD12	1:C:161:VAL:O	1.99	0.62
1:A:373:ASP:HA	1:A:377:ARG:HH12	1.62	0.62
1:A:472:PRO:HG2	1:A:532:ALA:CB	2.24	0.62
1:B:645:ILE:HD12	1:B:645:ILE:N	2.15	0.62
1:A:465:ARG:HB3	1:A:465:ARG:HH11	1.63	0.62

Continued on next page...

Continued from previous page...

Atom-1	Atom-2	Interatomic distance (Å)	Clash overlap (Å)
1:B:378:LEU:CD1	1:B:397:GLU:HA	2.29	0.62
1:B:612:SER:CB	1:B:615:LYS:HB2	2.29	0.62
1:C:59:LEU:HD13	1:C:92:LEU:HD11	1.82	0.62
1:C:169:ASP:CB	1:C:170:PRO:HD3	2.26	0.62
1:A:201:VAL:HG21	1:A:256:ARG:HD2	1.82	0.62
1:A:250:GLY:HA2	2:A:807:ADP:PA	2.39	0.62
1:A:307:ASP:HA	1:A:310:ALA:HB3	1.81	0.62
1:A:378:LEU:CD1	1:A:397:GLU:HA	2.29	0.62
1:B:49:LEU:HD12	1:B:49:LEU:N	2.14	0.62
1:C:201:VAL:HG21	1:C:256:ARG:HD2	1.81	0.62
1:C:210:ARG:H	1:C:210:ARG:HD2	1.65	0.62
1:C:26:LEU:HD21	1:C:45:LYS:NZ	2.15	0.62
1:A:251:LYS:HD3	1:A:346:ALA:HB1	1.80	0.62
1:A:479:ILE:HD12	1:A:479:ILE:N	2.13	0.62
1:B:114:ILE:HD11	1:B:176:VAL:HG22	1.80	0.62
1:B:524:LYS:HB2	1:B:524:LYS:NZ	2.15	0.62
1:C:49:LEU:HD12	1:C:49:LEU:N	2.15	0.62
1:C:242:LEU:C	1:C:243:LEU:HD12	2.20	0.62
1:C:251:LYS:HD3	1:C:346:ALA:HB1	1.81	0.62
1:A:242:LEU:C	1:A:243:LEU:HD12	2.20	0.62
1:A:283:GLU:O	1:A:287:ARG:HB2	2.00	0.62
1:C:90:ASN:HD22	1:C:198:LEU:HD23	1.58	0.62
1:A:427:MET:CE	1:A:441:VAL:HG11	2.30	0.61
1:B:242:LEU:C	1:B:243:LEU:HD12	2.20	0.61
1:C:270:ASN:HB2	1:C:273:GLU:CB	2.30	0.61
1:C:312:LYS:HB3	1:C:354:ASP:CG	2.20	0.61
1:C:612:SER:CB	1:C:615:LYS:HB2	2.29	0.61
1:B:158:MET:HE1	1:B:419:ALA:HB1	1.82	0.61
1:B:501:ASP:OD1	1:B:502:LYS:HG3	2.01	0.61
1:B:582:ILE:HD11	1:B:600:VAL:HB	1.80	0.61
1:A:657:LEU:HD13	1:A:672:LEU:HD22	1.82	0.61
1:B:230:PHE:HB2	1:B:340:HIS:NE2	2.15	0.61
1:B:466:GLU:HG2	1:B:467:THR:HG23	1.82	0.61
1:A:230:PHE:HB2	1:A:340:HIS:NE2	2.16	0.61
1:A:297:ALA:HA	1:A:298:PRO:C	2.20	0.61
1:C:297:ALA:HA	1:C:298:PRO:C	2.20	0.61
1:C:522:CYS:O	2:C:900:ADP:N7	2.33	0.61
1:B:579:LEU:O	1:B:579:LEU:HD23	2.00	0.61
1:C:206:ILE:HD11	1:C:213:LEU:CD1	2.28	0.61
1:A:578:GLU:HB3	1:A:581:SER:HB3	1.83	0.61
1:B:316:THR:OG1	1:B:322:ARG:HG2	2.00	0.61

Continued on next page...

Continued from previous page...

Atom-1	Atom-2	Interatomic distance (Å)	Clash overlap (Å)
1:A:90:ASN:ND2	1:A:198:LEU:CD2	2.63	0.61
1:B:270:ASN:O	1:B:273:GLU:HB3	2.00	0.61
1:A:153:LEU:HD13	1:A:162:GLU:HG2	1.83	0.60
1:A:177:ALA:C	1:A:179:ASP:H	2.04	0.60
1:A:567:ARG:NH1	1:A:567:ARG:HB2	2.16	0.60
1:C:378:LEU:CD1	1:C:397:GLU:HA	2.29	0.60
1:C:647:LEU:HB3	1:C:648:PRO:CD	2.25	0.60
1:B:758:PHE:HB3	1:B:762:LEU:HD11	1.82	0.60
1:C:230:PHE:HB2	1:C:340:HIS:NE2	2.15	0.60
1:A:580:ASP:OD2	1:A:625:ARG:HB2	2.01	0.60
1:B:297:ALA:HA	1:B:298:PRO:C	2.21	0.60
1:C:283:GLU:O	1:C:287:ARG:HB2	2.00	0.60
1:B:216:ILE:HA	1:B:219:MET:HE3	1.83	0.60
1:A:233:ILE:HD11	1:B:158:MET:SD	2.42	0.60
1:B:239:ARG:HH12	1:B:336:LYS:HB2	1.66	0.60
1:A:313:ARG:HG2	1:A:314:GLU:N	2.16	0.60
1:B:213:LEU:HB3	1:B:217:LYS:HE3	1.84	0.60
1:B:427:MET:CE	1:B:441:VAL:HG11	2.31	0.60
1:C:155:ARG:CZ	1:C:386:LYS:HZ3	2.14	0.60
1:A:155:ARG:CZ	1:A:386:LYS:HZ3	2.14	0.60
1:C:503:PHE:CZ	1:C:510:PRO:N	2.70	0.60
1:A:501:ASP:OD1	1:A:502:LYS:HG3	2.01	0.60
1:A:270:ASN:HB2	1:A:273:GLU:CB	2.30	0.60
1:A:493:VAL:HG21	1:A:531:ILE:HD11	1.84	0.60
1:A:567:ARG:HD3	1:B:460:ASN:ND2	2.17	0.60
1:B:270:ASN:HB2	1:B:273:GLU:CB	2.31	0.60
1:C:111:GLY:CA	1:C:170:PRO:HG2	2.29	0.60
1:C:656:ILE:HG23	2:C:900:ADP:C2	2.37	0.60
1:A:239:ARG:HH12	1:A:336:LYS:HB2	1.67	0.59
1:B:177:ALA:C	1:B:179:ASP:H	2.05	0.59
1:B:593:GLY:O	1:C:587:GLY:HA2	2.01	0.59
1:A:482:LEU:HD12	1:A:645:ILE:HG23	1.84	0.59
1:B:514:VAL:HG23	1:B:618:PHE:CZ	2.35	0.59
1:C:141:GLU:HG2	1:C:178:PRO:HB3	1.82	0.59
1:C:201:VAL:HG12	1:C:202:GLY:N	2.16	0.59
1:C:613:THR:HG23	1:C:614:LYS:HG3	1.84	0.59
1:A:613:THR:HG23	1:A:614:LYS:HG3	1.83	0.59
1:B:320:VAL:O	1:B:324:ILE:HG13	2.00	0.59
1:B:574:LEU:HG	1:B:576:PHE:HE1	1.67	0.59
1:C:90:ASN:ND2	1:C:198:LEU:CD2	2.63	0.59
1:C:515:LEU:HB3	1:C:642:LEU:CD1	2.33	0.59

Continued on next page...

Continued from previous page...

Atom-1	Atom-2	Interatomic distance (Å)	Clash overlap (Å)
1:A:28:VAL:HG13	1:A:96:LEU:HA	1.85	0.59
1:A:90:ASN:HD22	1:A:198:LEU:HD21	1.68	0.59
1:B:155:ARG:CZ	1:B:386:LYS:HZ3	2.15	0.59
1:C:239:ARG:HH12	1:C:336:LYS:HB2	1.67	0.59
1:C:433:GLU:O	1:C:433:GLU:HG2	2.03	0.59
1:A:657:LEU:HB2	1:A:672:LEU:HD13	1.84	0.59
1:B:56:THR:HG22	1:B:70:ILE:CD1	2.32	0.59
1:B:220:VAL:HG12	1:B:342:ILE:HD13	1.85	0.59
1:B:28:VAL:HG13	1:B:96:LEU:HA	1.85	0.59
1:C:514:VAL:HG12	1:C:515:LEU:N	2.17	0.59
1:A:309:ILE:HG22	1:A:309:ILE:O	2.02	0.59
1:B:372:PRO:HD2	1:B:407:VAL:HA	1.84	0.59
1:B:613:THR:HG23	1:B:614:LYS:HG3	1.84	0.59
1:C:500:PRO:O	1:C:504:LEU:HD23	2.02	0.59
1:B:90:ASN:ND2	1:B:198:LEU:CD2	2.64	0.59
1:B:201:VAL:HG12	1:B:202:GLY:N	2.17	0.59
1:B:208:GLY:C	1:B:209:CYS:SG	2.81	0.59
1:C:28:VAL:HG13	1:C:96:LEU:HA	1.85	0.59
1:A:313:ARG:CG	1:A:314:GLU:H	2.16	0.59
1:A:427:MET:HE1	1:A:437:ILE:HD12	1.83	0.59
1:A:632:ALA:HA	1:A:635:ARG:CD	2.33	0.59
1:C:208:GLY:C	1:C:209:CYS:SG	2.81	0.59
1:A:206:ILE:HD11	1:A:213:LEU:CD1	2.28	0.58
1:B:513:GLY:HA3	1:B:619:ILE:O	2.03	0.58
1:C:177:ALA:C	1:C:179:ASP:H	2.06	0.58
1:C:642:LEU:HD22	1:C:642:LEU:N	2.18	0.58
1:A:635:ARG:HB3	1:A:635:ARG:HH11	1.68	0.58
1:C:372:PRO:HD2	1:C:407:VAL:HA	1.84	0.58
1:C:427:MET:HE2	1:C:441:VAL:HG11	1.85	0.58
1:A:290:PHE:CD1	1:A:301:ILE:CD1	2.86	0.58
1:A:220:VAL:HG12	1:A:342:ILE:HD13	1.86	0.58
1:B:36:ASN:OD1	1:B:87:VAL:HG21	2.03	0.58
1:B:235:VAL:HG11	1:C:420:LEU:HD21	1.86	0.58
1:B:584:LYS:HZ2	1:B:625:ARG:HG3	1.68	0.58
1:C:82:ILE:HG23	1:C:82:ILE:O	2.04	0.58
1:C:574:LEU:HG	1:C:576:PHE:HE1	1.68	0.58
1:C:611:MET:HE3	1:C:619:ILE:HD11	1.85	0.58
1:C:656:ILE:HG21	1:C:687:LEU:HD12	1.86	0.58
1:A:599:ARG:HG2	1:B:552:PHE:CD1	2.38	0.58
1:A:642:LEU:HD22	1:A:642:LEU:N	2.19	0.58
1:B:153:LEU:HD13	1:B:162:GLU:HG2	1.84	0.58

Continued on next page...

Continued from previous page...

Atom-1	Atom-2	Interatomic distance (Å)	Clash overlap (Å)
1:B:173:TYR:O	1:B:173:TYR:HD1	1.87	0.58
1:B:632:ALA:HA	1:B:635:ARG:CD	2.34	0.58
1:C:632:ALA:HA	1:C:635:ARG:CD	2.34	0.58
1:A:155:ARG:HE	1:A:386:LYS:NZ	2.02	0.58
1:A:501:ASP:OD1	1:A:502:LYS:N	2.36	0.58
1:A:523:GLY:HA3	1:A:526:LEU:HD12	1.85	0.58
1:C:220:VAL:HG12	1:C:342:ILE:HD13	1.85	0.58
1:A:314:GLU:H	1:A:314:GLU:CD	2.07	0.58
1:C:635:ARG:HB3	1:C:635:ARG:HH11	1.69	0.58
1:A:213:LEU:HB3	1:A:217:LYS:HE3	1.85	0.58
1:A:547:LEU:HD23	1:A:550:MET:HE3	1.86	0.58
1:B:158:MET:CE	1:B:419:ALA:HB1	2.34	0.58
1:B:170:PRO:HB2	1:B:174:CYS:CB	2.30	0.58
1:C:213:LEU:HB3	1:C:217:LYS:HE3	1.86	0.58
1:C:393:ASP:OD2	1:C:448:THR:HB	2.04	0.58
1:A:170:PRO:HB2	1:A:174:CYS:CB	2.32	0.58
1:A:524:LYS:HB2	3:A:915:AF3:F2	1.94	0.58
1:C:153:LEU:HD13	1:C:162:GLU:HG2	1.86	0.58
1:B:642:LEU:HD22	1:B:642:LEU:N	2.19	0.58
1:C:318:GLY:O	1:C:322:ARG:HG3	2.04	0.58
1:A:56:THR:HG22	1:A:70:ILE:CD1	2.34	0.57
1:A:632:ALA:HA	1:A:635:ARG:HD2	1.85	0.57
1:A:645:ILE:HD12	1:A:645:ILE:N	2.19	0.57
1:A:653:ARG:CZ	1:A:679:THR:O	2.51	0.57
1:B:135:LEU:HD22	1:B:135:LEU:N	2.19	0.57
1:B:147:ARG:CG	1:B:148:LYS:N	2.67	0.57
1:A:82:ILE:O	1:A:82:ILE:HG23	2.05	0.57
1:A:111:GLY:CA	1:A:170:PRO:HG2	2.30	0.57
1:A:201:VAL:HG12	1:A:202:GLY:N	2.18	0.57
1:B:141:GLU:HG2	1:B:178:PRO:HB3	1.84	0.57
1:B:206:ILE:HD11	1:B:213:LEU:CD1	2.29	0.57
1:B:512:LYS:HD3	1:B:637:GLY:O	2.04	0.57
1:B:393:ASP:OD2	1:B:448:THR:HB	2.05	0.57
1:C:36:ASN:OD1	1:C:87:VAL:HG21	2.04	0.57
1:C:60:LYS:HB2	1:C:101:SER:HG	1.69	0.57
1:C:482:LEU:HD13	1:C:646:PRO:HD2	1.86	0.57
1:B:580:ASP:O	1:B:583:ALA:N	2.38	0.57
1:C:158:MET:HE1	1:C:419:ALA:HB1	1.87	0.57
1:A:495:TYR:HD1	1:B:703:ILE:HD13	1.68	0.57
1:A:508:MET:HE3	1:A:509:THR:O	2.05	0.57
1:B:521:GLY:HA3	1:B:685:ALA:CB	2.34	0.57

Continued on next page...

Continued from previous page...

Atom-1	Atom-2	Interatomic distance (Å)	Clash overlap (Å)
1:A:372:PRO:HD2	1:A:407:VAL:HA	1.85	0.57
1:A:427:MET:CB	1:A:431:ASP:HB2	2.34	0.57
1:C:227:PRO:HG2	1:C:298:PRO:HG2	1.86	0.57
1:C:632:ALA:HA	1:C:635:ARG:HD2	1.85	0.57
1:A:147:ARG:CG	1:A:148:LYS:N	2.68	0.57
1:A:512:LYS:HZ3	1:A:608:MET:HG2	1.69	0.57
1:A:520:PRO:HG3	1:A:624:ASN:CB	2.34	0.57
1:A:605:LEU:HD22	1:A:638:ARG:HH11	1.70	0.57
1:A:227:PRO:HG2	1:A:298:PRO:HG2	1.87	0.57
1:A:465:ARG:NH1	1:A:465:ARG:CB	2.68	0.57
1:C:135:LEU:HD22	1:C:135:LEU:N	2.20	0.57
1:A:141:GLU:HG2	1:A:178:PRO:HB3	1.85	0.57
1:A:316:THR:OG1	1:A:322:ARG:HG2	2.05	0.57
1:A:494:GLN:O	1:A:497:VAL:HG12	2.04	0.57
1:A:574:LEU:HG	1:A:576:PHE:CE1	2.40	0.57
1:A:695:CYS:C	1:A:697:LEU:H	2.08	0.57
1:B:632:ALA:HA	1:B:635:ARG:HD2	1.85	0.57
1:A:393:ASP:OD2	1:A:448:THR:HB	2.05	0.57
1:B:465:ARG:HB3	1:B:465:ARG:HH11	1.69	0.57
1:B:491:GLU:HG2	1:B:495:TYR:HE2	1.69	0.57
1:B:579:LEU:HD23	1:B:579:LEU:C	2.25	0.57
1:C:556:GLU:OE1	1:C:556:GLU:N	2.38	0.57
1:A:173:TYR:HD1	1:A:173:TYR:O	1.87	0.56
1:A:514:VAL:HG12	1:A:515:LEU:N	2.19	0.56
1:A:544:GLY:O	1:A:547:LEU:HB2	2.05	0.56
1:C:112:LYS:H	1:C:170:PRO:CD	2.18	0.56
1:C:605:LEU:HD22	1:C:638:ARG:HH11	1.69	0.56
1:A:22:ARG:C	1:A:24:ASN:H	2.07	0.56
1:C:574:LEU:HG	1:C:576:PHE:CE1	2.39	0.56
1:C:650:GLU:HA	1:C:653:ARG:NH2	2.20	0.56
1:A:36:ASN:OD1	1:A:87:VAL:HG21	2.05	0.56
1:A:89:ARG:NH1	1:A:261:GLU:OE2	2.37	0.56
1:A:158:MET:HE1	1:A:419:ALA:HB1	1.85	0.56
1:A:312:LYS:HB3	1:A:354:ASP:CG	2.26	0.56
1:B:306:LEU:HD22	1:B:345:ALA:HB1	1.87	0.56
1:B:547:LEU:HD23	1:B:550:MET:HE3	1.87	0.56
1:C:155:ARG:NE	1:C:386:LYS:HZ3	2.03	0.56
1:C:654:VAL:HG22	1:C:676:ALA:CB	2.35	0.56
1:A:464:LEU:HG	1:A:466:GLU:H	1.69	0.56
1:B:65:ARG:HH11	1:B:93:ARG:CZ	2.19	0.56
1:B:90:ASN:HD22	1:B:198:LEU:HD21	1.70	0.56

Continued on next page...

Continued from previous page...

Atom-1	Atom-2	Interatomic distance (Å)	Clash overlap (Å)
1:C:544:GLY:O	1:C:547:LEU:HB2	2.06	0.56
1:A:26:LEU:HD11	1:A:45:LYS:HE2	1.86	0.56
1:B:460:ASN:N	1:B:461:PRO:CD	2.68	0.56
1:B:524:LYS:CB	1:B:524:LYS:HZ2	2.18	0.56
1:B:584:LYS:NZ	1:B:625:ARG:HG3	2.20	0.56
1:B:758:PHE:HB3	1:B:762:LEU:CD1	2.35	0.56
1:C:90:ASN:HD22	1:C:198:LEU:HD21	1.70	0.56
1:C:216:ILE:HA	1:C:219:MET:HE3	1.88	0.56
1:B:42:SER:OG	1:B:45:LYS:HB2	2.06	0.56
1:B:488:GLU:O	1:B:491:GLU:HB2	2.05	0.56
1:C:173:TYR:O	1:C:173:TYR:HD1	1.87	0.56
1:B:58:LEU:HD23	1:B:103:GLN:NE2	2.21	0.56
1:B:155:ARG:HD3	1:B:386:LYS:O	2.06	0.56
1:B:233:ILE:HD11	1:C:158:MET:SD	2.46	0.56
1:C:488:GLU:O	1:C:491:GLU:HB2	2.05	0.56
1:C:653:ARG:HD2	1:C:679:THR:O	2.05	0.56
1:A:682:PHE:CE1	1:A:745:ARG:HG2	2.41	0.56
1:B:635:ARG:HB3	1:B:635:ARG:HH11	1.69	0.56
1:C:28:VAL:HG13	1:C:97:GLY:H	1.70	0.56
1:B:544:GLY:O	1:B:547:LEU:HB2	2.06	0.56
1:A:208:GLY:C	1:A:209:CYS:SG	2.83	0.56
1:B:243:LEU:HB3	1:B:369:ILE:HD11	1.88	0.56
1:B:275:MET:SD	1:B:309:ILE:HG12	2.46	0.56
1:B:93:ARG:HG2	1:B:93:ARG:HH11	1.70	0.55
1:C:158:MET:CE	1:C:419:ALA:HB1	2.36	0.55
1:C:632:ALA:HA	1:C:635:ARG:HG3	1.88	0.55
1:A:427:MET:CG	1:A:431:ASP:CB	2.58	0.55
1:C:93:ARG:HH11	1:C:93:ARG:HG2	1.71	0.55
1:C:497:VAL:HG13	1:C:498:GLU:N	2.21	0.55
1:C:596:ALA:HB1	1:C:630:ASP:HA	1.88	0.55
1:A:405:GLY:HA3	1:A:465:ARG:HG2	1.88	0.55
1:A:488:GLU:O	1:A:491:GLU:HB2	2.06	0.55
1:B:605:LEU:HD22	1:B:638:ARG:HH11	1.70	0.55
1:C:62:LYS:HZ1	1:C:98:ASP:HB3	1.70	0.55
1:C:203:TYR:C	1:C:205:ASP:H	2.10	0.55
1:C:222:LEU:H	1:C:223:PRO:HD2	1.71	0.55
1:A:42:SER:OG	1:A:45:LYS:HB2	2.05	0.55
1:A:60:LYS:HG2	1:A:66:GLU:HG2	1.89	0.55
1:A:632:ALA:HA	1:A:635:ARG:HG3	1.88	0.55
1:B:427:MET:HG3	1:B:432:LEU:HB2	1.88	0.55
1:B:695:CYS:C	1:B:697:LEU:H	2.08	0.55

Continued on next page...

Continued from previous page...

Atom-1	Atom-2	Interatomic distance (Å)	Clash overlap (Å)
1:C:42:SER:OG	1:C:45:LYS:HB2	2.06	0.55
1:C:274:ILE:HG22	1:C:274:ILE:O	2.07	0.55
1:C:695:CYS:C	1:C:697:LEU:H	2.08	0.55
1:A:93:ARG:HG2	1:A:93:ARG:HH11	1.70	0.55
1:A:432:LEU:O	1:A:432:LEU:HD12	2.07	0.55
1:A:445:LEU:HD23	1:A:445:LEU:C	2.26	0.55
1:C:23:PRO:O	1:C:49:LEU:HD21	2.07	0.55
1:C:177:ALA:HB1	1:C:178:PRO:HD2	1.89	0.55
1:C:733:ARG:HB2	1:C:733:ARG:HH11	1.72	0.55
1:B:697:LEU:O	1:B:697:LEU:HD13	2.07	0.55
1:C:482:LEU:CD1	1:C:646:PRO:HD2	2.37	0.55
1:C:494:GLN:O	1:C:497:VAL:HG12	2.07	0.55
1:A:224:LEU:CD2	1:A:300:ILE:HD11	2.31	0.55
1:A:465:ARG:HH11	1:A:465:ARG:CB	2.19	0.55
1:B:26:LEU:HD21	1:B:45:LYS:HZ1	1.72	0.55
1:C:151:ILE:HD11	1:C:195:GLU:OE2	2.07	0.55
1:C:466:GLU:HG2	1:C:467:THR:HG23	1.87	0.55
1:C:536:GLN:HG2	1:C:536:GLN:O	2.06	0.55
1:B:82:ILE:HG23	1:B:82:ILE:O	2.06	0.55
1:B:445:LEU:HD23	1:B:445:LEU:C	2.27	0.55
1:A:353:ILE:HG22	1:A:354:ASP:N	2.18	0.55
1:B:590:ILE:HG13	1:B:591:GLY:N	2.17	0.55
1:C:94:VAL:HG23	1:C:94:VAL:O	2.07	0.55
1:C:599:ARG:HH11	1:C:599:ARG:CB	2.19	0.55
1:C:654:VAL:HG22	1:C:676:ALA:HB1	1.89	0.55
1:A:251:LYS:HG3	2:A:807:ADP:O2B	2.06	0.55
1:A:684:GLY:HA3	2:A:900:ADP:C8	2.42	0.55
1:B:111:GLY:CA	1:B:170:PRO:HG2	2.32	0.55
1:B:227:PRO:HG2	1:B:298:PRO:HG2	1.89	0.55
1:C:147:ARG:CG	1:C:148:LYS:N	2.70	0.55
1:A:427:MET:O	1:A:431:ASP:N	2.38	0.54
1:B:26:LEU:HD21	1:B:45:LYS:HZ3	1.71	0.54
1:B:733:ARG:HB2	1:B:733:ARG:HH11	1.72	0.54
1:C:353:ILE:HG22	1:C:354:ASP:N	2.17	0.54
1:C:492:LEU:O	1:C:496:PRO:HG3	2.07	0.54
1:B:493:VAL:HG21	1:B:531:ILE:HD11	1.90	0.54
1:C:25:ARG:HA	1:C:100:ILE:O	2.07	0.54
1:A:502:LYS:HA	1:A:505:LYS:CD	2.37	0.54
1:B:112:LYS:H	1:B:170:PRO:CD	2.20	0.54
1:B:493:VAL:HG23	1:B:494:GLN:N	2.21	0.54
1:A:438:ASP:OD2	1:A:440:GLU:HB2	2.07	0.54

Continued on next page...

Continued from previous page...

Atom-1	Atom-2	Interatomic distance (Å)	Clash overlap (Å)
1:B:222:LEU:H	1:B:223:PRO:HD2	1.71	0.54
1:B:600:VAL:O	1:B:604:ILE:HG13	2.07	0.54
1:C:243:LEU:HB3	1:C:369:ILE:HD11	1.89	0.54
1:C:521:GLY:HA3	1:C:683:SER:OG	2.07	0.54
1:A:135:LEU:N	1:A:135:LEU:HD22	2.22	0.54
1:A:222:LEU:H	1:A:223:PRO:HD2	1.72	0.54
1:B:66:GLU:HB2	1:B:147:ARG:NH1	2.23	0.54
1:B:427:MET:HE2	1:B:432:LEU:HB2	1.89	0.54
1:C:464:LEU:CD1	1:C:466:GLU:CB	2.79	0.54
1:A:427:MET:HE2	1:A:441:VAL:HG11	1.89	0.54
1:A:697:LEU:O	1:A:697:LEU:HD13	2.08	0.54
1:A:733:ARG:HB2	1:A:733:ARG:HH11	1.72	0.54
1:B:274:ILE:O	1:B:274:ILE:HG22	2.08	0.54
1:C:56:THR:HG22	1:C:70:ILE:CD1	2.38	0.54
1:A:112:LYS:H	1:A:170:PRO:CD	2.20	0.54
1:A:306:LEU:HD22	1:A:345:ALA:CB	2.37	0.54
1:A:556:GLU:OE1	1:A:556:GLU:N	2.39	0.54
1:A:599:ARG:HH11	1:A:599:ARG:CB	2.19	0.54
1:B:312:LYS:H	1:B:354:ASP:CB	2.16	0.54
1:B:524:LYS:NZ	1:B:524:LYS:CB	2.71	0.54
1:B:582:ILE:CD1	1:B:600:VAL:HB	2.37	0.54
1:C:111:GLY:CA	1:C:174:CYS:HB2	2.37	0.54
1:C:605:LEU:HD22	1:C:638:ARG:NH1	2.23	0.54
1:A:210:ARG:HD2	1:A:210:ARG:N	2.22	0.54
1:B:155:ARG:HE	1:B:386:LYS:NZ	2.05	0.54
1:B:203:TYR:C	1:B:205:ASP:H	2.11	0.54
1:C:184:CYS:C	1:C:186:GLY:H	2.10	0.54
1:C:656:ILE:HG12	2:C:900:ADP:N1	2.22	0.54
1:A:89:ARG:NH2	1:A:96:LEU:HD21	2.23	0.54
1:B:28:VAL:HG13	1:B:97:GLY:H	1.73	0.54
1:B:77:CYS:HB2	1:B:83:ARG:HE	1.72	0.54
1:B:409:ALA:O	1:B:412:ALA:HB3	2.08	0.54
1:C:313:ARG:HD2	1:C:351:ASN:O	2.08	0.54
1:C:586:ARG:HD2	1:C:598:ASP:OD2	2.07	0.54
1:B:599:ARG:HH11	1:B:599:ARG:CB	2.20	0.54
1:C:184:CYS:O	1:C:186:GLY:N	2.41	0.54
1:B:92:LEU:HB2	1:B:94:VAL:HG22	1.89	0.53
1:B:432:LEU:HD12	1:B:432:LEU:N	2.22	0.53
1:B:582:ILE:CD1	1:B:601:ILE:HG12	2.36	0.53
1:B:661:LEU:HD21	1:B:691:CYS:SG	2.48	0.53
1:C:89:ARG:HE	1:C:96:LEU:CD2	2.12	0.53

Continued on next page...

Continued from previous page...

Atom-1	Atom-2	Interatomic distance (Å)	Clash overlap (Å)
1:C:113:ARG:NH2	1:C:183:HIS:CE1	2.75	0.53
1:A:409:ALA:O	1:A:412:ALA:HB3	2.09	0.53
1:B:31:ALA:HB2	1:B:84:MET:C	2.29	0.53
1:B:650:GLU:HA	1:B:653:ARG:NH2	2.23	0.53
1:C:60:LYS:CE	1:C:103:GLN:HE22	2.19	0.53
1:A:114:ILE:HG22	1:A:116:VAL:HG13	1.90	0.53
1:A:243:LEU:HB3	1:A:369:ILE:HD11	1.89	0.53
1:B:317:HIS:NE2	1:C:317:HIS:CE1	2.76	0.53
1:B:632:ALA:HA	1:B:635:ARG:HG3	1.88	0.53
1:C:26:LEU:HD21	1:C:45:LYS:HE2	1.91	0.53
1:B:94:VAL:HG23	1:B:94:VAL:O	2.08	0.53
1:C:196:GLU:HB3	1:C:200:GLU:OE1	2.08	0.53
1:A:100:ILE:CG2	1:A:101:SER:N	2.63	0.53
1:B:224:LEU:CD2	1:B:300:ILE:HD11	2.38	0.53
1:B:358:ARG:HH11	1:B:358:ARG:HG3	1.74	0.53
1:A:113:ARG:HG2	1:A:113:ARG:NH1	2.24	0.53
1:A:358:ARG:HH11	1:A:358:ARG:HG3	1.74	0.53
1:B:736:PHE:O	1:B:739:ALA:HB3	2.09	0.53
1:C:114:ILE:HG22	1:C:116:VAL:HG13	1.90	0.53
1:A:203:TYR:CE2	1:A:261:GLU:HG2	2.43	0.53
1:A:233:ILE:HG13	1:A:235:VAL:HG23	1.91	0.53
1:B:540:ILE:HG13	1:B:572:CYS:SG	2.49	0.53
1:B:556:GLU:OE1	1:B:556:GLU:N	2.39	0.53
1:C:472:PRO:HG2	1:C:532:ALA:CB	2.35	0.53
1:A:95:ARG:CB	1:A:225:ARG:HH12	2.22	0.53
1:A:460:ASN:N	1:A:461:PRO:CD	2.72	0.53
1:A:476:TRP:HE1	1:A:534:GLU:HB2	1.71	0.53
1:B:518:GLY:O	1:B:755:TYR:HE2	1.92	0.53
1:C:752:ILE:O	1:C:756:GLU:HG2	2.09	0.53
1:A:206:ILE:HD13	1:A:213:LEU:HD21	1.87	0.53
1:A:216:ILE:HA	1:A:219:MET:CE	2.39	0.53
1:A:605:LEU:HD22	1:A:638:ARG:NH1	2.24	0.53
1:A:654:VAL:HG22	1:A:676:ALA:CB	2.39	0.53
1:A:736:PHE:O	1:A:739:ALA:HB3	2.09	0.53
1:C:58:LEU:HD23	1:C:103:GLN:NE2	2.23	0.53
1:C:697:LEU:HD13	1:C:697:LEU:O	2.09	0.53
1:A:66:GLU:HB2	1:A:147:ARG:CZ	2.36	0.53
1:A:92:LEU:HB2	1:A:94:VAL:HG22	1.90	0.53
1:A:259:ALA:HB2	1:A:300:ILE:HD12	1.90	0.53
1:A:317:HIS:CE1	1:B:317:HIS:CE1	2.97	0.53
1:B:63:LYS:HD2	1:B:93:ARG:HD2	1.90	0.53

Continued on next page...

Continued from previous page...

Atom-1	Atom-2	Interatomic distance (Å)	Clash overlap (Å)
1:B:69:CYS:O	1:B:70:ILE:HD13	2.09	0.53
1:B:210:ARG:HD2	1:B:210:ARG:N	2.23	0.53
1:B:506:PHE:CE2	1:C:699:ILE:HG12	2.43	0.53
1:A:274:ILE:HG22	1:A:274:ILE:O	2.09	0.52
2:B:900:ADP:O1B	3:B:915:AF3:F3	2.18	0.52
1:C:53:ARG:NH1	1:C:73:SER:OG	2.42	0.52
1:C:248:GLY:C	1:C:250:GLY:H	2.12	0.52
1:A:48:GLU:C	1:A:49:LEU:HD12	2.29	0.52
1:A:151:ILE:HD11	1:A:195:GLU:OE2	2.10	0.52
1:A:248:GLY:C	1:A:250:GLY:H	2.13	0.52
1:A:316:THR:HG23	1:A:316:THR:O	2.10	0.52
1:A:512:LYS:HZ3	1:A:608:MET:HG3	1.73	0.52
1:B:579:LEU:HD22	1:B:629:ILE:HD12	1.91	0.52
1:C:28:VAL:HG22	1:C:96:LEU:HD22	1.91	0.52
1:C:251:LYS:HG3	2:C:807:ADP:O2B	2.07	0.52
1:C:445:LEU:HD23	1:C:445:LEU:C	2.28	0.52
1:A:290:PHE:CD1	1:A:301:ILE:HD13	2.44	0.52
1:B:427:MET:HE1	1:B:432:LEU:HB2	1.90	0.52
1:C:312:LYS:HD3	1:C:354:ASP:OD2	2.09	0.52
1:C:316:THR:HG23	1:C:316:THR:O	2.09	0.52
1:C:728:VAL:N	1:C:729:PRO:CD	2.72	0.52
1:A:177:ALA:O	1:A:179:ASP:N	2.42	0.52
1:A:465:ARG:NH1	1:A:465:ARG:HB2	2.25	0.52
1:B:605:LEU:HD22	1:B:638:ARG:NH1	2.25	0.52
1:C:69:CYS:O	1:C:70:ILE:HD13	2.09	0.52
1:A:27:ILE:HG13	1:B:429:LEU:CD2	2.38	0.52
1:A:31:ALA:HB2	1:A:84:MET:C	2.30	0.52
1:A:58:LEU:HD23	1:A:103:GLN:NE2	2.24	0.52
1:A:427:MET:CA	1:A:431:ASP:HB2	2.39	0.52
1:A:519:PRO:HA	1:A:755:TYR:HE2	1.74	0.52
1:A:526:LEU:CD1	2:A:900:ADP:H2'	2.29	0.52
1:A:686:ASP:O	1:A:689:GLU:HB3	2.10	0.52
1:B:575:PHE:HA	1:B:620:ILE:O	2.10	0.52
1:A:203:TYR:CE2	1:A:217:LYS:HE2	2.44	0.52
1:A:514:VAL:HG23	1:A:618:PHE:CZ	2.42	0.52
1:B:248:GLY:C	1:B:250:GLY:H	2.12	0.52
1:B:310:ALA:N	1:B:311:PRO:CD	2.73	0.52
1:C:26:LEU:HD21	1:C:45:LYS:CE	2.40	0.52
1:C:155:ARG:HE	1:C:386:LYS:HZ3	1.58	0.52
1:C:206:ILE:CD1	1:C:213:LEU:CD2	2.79	0.52
1:C:736:PHE:O	1:C:739:ALA:HB3	2.09	0.52

Continued on next page...

Continued from previous page...

Atom-1	Atom-2	Interatomic distance (Å)	Clash overlap (Å)
1:A:28:VAL:HG13	1:A:97:GLY:H	1.75	0.52
1:A:422:ALA:O	1:A:426:LYS:HG2	2.10	0.52
1:A:464:LEU:CD1	1:A:466:GLU:HB2	2.16	0.52
1:A:569:ALA:O	1:A:572:CYS:HB2	2.10	0.52
1:B:151:ILE:HD11	1:B:195:GLU:OE2	2.10	0.52
1:B:656:ILE:HG21	1:B:687:LEU:HD12	1.92	0.52
1:C:62:LYS:HZ3	1:C:98:ASP:HB3	1.74	0.52
1:C:283:GLU:HB3	1:C:327:GLN:NE2	2.25	0.52
1:C:316:THR:OG1	1:C:322:ARG:HG2	2.10	0.52
1:A:252:THR:HG23	1:A:302:PHE:CE2	2.45	0.52
1:A:283:GLU:HB3	1:A:327:GLN:NE2	2.25	0.52
1:B:113:ARG:HG2	1:B:113:ARG:NH1	2.25	0.52
1:B:516:PHE:O	1:B:622:ALA:HA	2.10	0.52
1:B:686:ASP:O	1:B:689:GLU:HB3	2.09	0.52
1:C:177:ALA:O	1:C:179:ASP:N	2.42	0.52
1:C:409:ALA:O	1:C:412:ALA:HB3	2.09	0.52
1:A:111:GLY:CA	1:A:174:CYS:HB2	2.39	0.52
1:A:155:ARG:HD3	1:A:386:LYS:O	2.09	0.52
1:B:521:GLY:CA	1:B:685:ALA:HB2	2.39	0.52
1:C:31:ALA:HB2	1:C:84:MET:C	2.31	0.52
1:C:210:ARG:NH2	1:C:375:THR:HG22	2.25	0.52
1:A:171:SER:OG	1:A:172:PRO:HA	2.09	0.52
1:A:473:GLN:N	1:A:473:GLN:OE1	2.42	0.52
1:A:502:LYS:HA	1:A:505:LYS:CG	2.40	0.52
1:A:567:ARG:HH22	1:A:611:MET:HG2	1.75	0.52
1:B:640:ASP:OD1	1:B:641:GLN:HG2	2.10	0.52
1:C:513:GLY:HA3	1:C:619:ILE:O	2.10	0.52
1:C:686:ASP:O	1:C:689:GLU:HB3	2.10	0.52
1:B:114:ILE:HG22	1:B:116:VAL:HG13	1.92	0.51
1:C:422:ALA:O	1:C:426:LYS:HG2	2.09	0.51
1:C:465:ARG:HB3	1:C:465:ARG:HH11	1.74	0.51
1:C:758:PHE:HB3	1:C:762:LEU:HD11	1.90	0.51
1:A:94:VAL:O	1:A:94:VAL:HG23	2.10	0.51
1:A:269:ILE:HD12	1:A:303:ILE:HG22	1.93	0.51
1:A:490:GLN:CD	1:A:494:GLN:NE2	2.62	0.51
1:A:644:TYR:CE2	1:A:646:PRO:HB3	2.44	0.51
1:C:290:PHE:CD1	1:C:301:ILE:CD1	2.94	0.51
1:C:313:ARG:HG2	1:C:314:GLU:HG2	1.92	0.51
1:C:689:GLU:O	1:C:693:ARG:HG3	2.11	0.51
1:A:158:MET:CE	1:A:419:ALA:HB1	2.41	0.51
1:A:502:LYS:HA	1:A:505:LYS:HG3	1.92	0.51

Continued on next page...

Continued from previous page...

Atom-1	Atom-2	Interatomic distance (Å)	Clash overlap (Å)
1:A:752:ILE:O	1:A:756:GLU:HG2	2.10	0.51
1:B:56:THR:HG22	1:B:70:ILE:HD12	1.92	0.51
1:B:752:ILE:O	1:B:756:GLU:HG2	2.10	0.51
1:C:24:ASN:CG	1:C:25:ARG:N	2.64	0.51
1:C:216:ILE:HA	1:C:219:MET:CE	2.41	0.51
1:C:243:LEU:HD12	1:C:243:LEU:N	2.25	0.51
1:C:290:PHE:CD1	1:C:301:ILE:HD13	2.46	0.51
1:C:310:ALA:N	1:C:311:PRO:CD	2.73	0.51
1:C:503:PHE:HZ	1:C:509:THR:C	2.13	0.51
1:A:42:SER:HB3	1:A:77:CYS:O	2.10	0.51
1:A:203:TYR:C	1:A:205:ASP:H	2.14	0.51
1:B:283:GLU:HB3	1:B:327:GLN:NE2	2.26	0.51
1:C:42:SER:HB3	1:C:77:CYS:O	2.10	0.51
1:C:325:VAL:HG12	1:C:329:LEU:CD1	2.41	0.51
1:C:438:ASP:HB3	1:C:441:VAL:HG23	1.93	0.51
1:A:600:VAL:O	1:A:604:ILE:HG13	2.11	0.51
1:B:43:GLN:N	1:B:44:PRO:HD2	2.26	0.51
1:B:307:ASP:O	1:B:311:PRO:HD3	2.11	0.51
1:B:613:THR:HG23	1:B:614:LYS:N	2.26	0.51
1:C:210:ARG:HD2	1:C:210:ARG:N	2.25	0.51
1:C:250:GLY:HA2	2:C:807:ADP:O3A	2.10	0.51
1:C:413:ALA:O	1:C:416:SER:HB2	2.10	0.51
1:B:327:GLN:O	1:B:331:LEU:HG	2.09	0.51
1:B:422:ALA:O	1:B:426:LYS:HG2	2.10	0.51
1:B:494:GLN:NE2	1:B:534:GLU:HG3	2.25	0.51
1:B:689:GLU:O	1:B:693:ARG:HG3	2.11	0.51
1:C:63:LYS:HD2	1:C:93:ARG:CD	2.40	0.51
1:C:92:LEU:HB2	1:C:94:VAL:HG22	1.91	0.51
1:C:521:GLY:HA2	1:C:685:ALA:CB	2.37	0.51
1:A:21:ASN:CB	1:A:25:ARG:HH21	2.19	0.51
1:A:43:GLN:N	1:A:44:PRO:HD2	2.26	0.51
1:A:303:ILE:HG12	1:A:344:MET:O	2.11	0.51
1:A:493:VAL:HG23	1:A:494:GLN:N	2.26	0.51
1:B:216:ILE:HA	1:B:219:MET:CE	2.40	0.51
1:B:413:ALA:O	1:B:416:SER:HB2	2.11	0.51
1:B:564:ASP:HA	1:B:567:ARG:HH12	1.76	0.51
1:C:327:GLN:O	1:C:331:LEU:HG	2.11	0.51
1:C:522:CYS:HB2	3:C:915:AF3:F3	2.01	0.51
1:C:587:GLY:HA3	1:C:591:GLY:CA	2.41	0.51
1:A:53:ARG:NH1	1:A:73:SER:OG	2.43	0.51
1:A:113:ARG:NH2	1:A:183:HIS:CE1	2.77	0.51

Continued on next page...

Continued from previous page...

Atom-1	Atom-2	Interatomic distance (Å)	Clash overlap (Å)
1:B:319:GLU:OE2	1:C:320:VAL:HG11	2.11	0.51
1:A:147:ARG:HB3	1:A:150:ASP:OD2	2.11	0.51
1:A:495:TYR:N	1:A:496:PRO:HD2	2.26	0.51
1:A:613:THR:HG23	1:A:614:LYS:N	2.26	0.51
1:B:177:ALA:O	1:B:179:ASP:N	2.44	0.51
1:B:232:ALA:O	1:B:233:ILE:HB	2.11	0.51
1:A:519:PRO:CD	1:A:755:TYR:HD2	2.22	0.51
1:B:86:ARG:O	1:B:89:ARG:HB3	2.11	0.51
1:B:111:GLY:CA	1:B:174:CYS:HB2	2.40	0.51
1:B:196:GLU:HB3	1:B:200:GLU:OE1	2.10	0.51
1:B:243:LEU:HD12	1:B:243:LEU:N	2.26	0.51
1:B:491:GLU:HG2	1:B:495:TYR:CE2	2.45	0.51
1:B:499:HIS:N	1:B:500:PRO:CD	2.74	0.51
1:B:584:LYS:NZ	1:B:625:ARG:CG	2.74	0.51
1:B:682:PHE:CE1	1:B:745:ARG:HG2	2.46	0.51
1:C:77:CYS:HB2	1:C:83:ARG:HE	1.75	0.51
1:C:93:ARG:NH2	1:C:195:GLU:HG2	2.26	0.51
1:C:491:GLU:HG2	1:C:495:TYR:CE2	2.46	0.51
1:A:473:GLN:CD	1:A:473:GLN:H	2.14	0.50
1:A:660:ASN:HD21	1:A:688:THR:HG23	1.75	0.50
1:B:93:ARG:NH1	1:B:93:ARG:HG2	2.26	0.50
1:B:147:ARG:HB3	1:B:150:ASP:OD2	2.11	0.50
1:B:502:LYS:CD	1:C:703:ILE:HG12	2.41	0.50
1:B:654:VAL:HG22	1:B:676:ALA:CB	2.41	0.50
1:B:758:PHE:HB3	1:B:762:LEU:CG	2.41	0.50
1:A:327:GLN:O	1:A:331:LEU:HG	2.11	0.50
1:A:413:ALA:O	1:A:416:SER:HB2	2.11	0.50
1:B:53:ARG:NH1	1:B:73:SER:OG	2.44	0.50
1:C:147:ARG:HB3	1:C:150:ASP:OD2	2.11	0.50
1:C:408:GLY:HA3	2:C:807:ADP:N7	2.26	0.50
1:C:413:ALA:HA	1:C:416:SER:OG	2.11	0.50
1:A:155:ARG:NE	1:A:386:LYS:HZ3	2.09	0.50
1:A:411:LEU:O	1:A:414:LEU:HB3	2.12	0.50
1:A:438:ASP:HB3	1:A:441:VAL:HG23	1.93	0.50
1:A:567:ARG:C	1:A:569:ALA:H	2.15	0.50
1:B:110:TYR:H	1:B:110:TYR:HD1	1.58	0.50
1:B:479:ILE:N	1:B:479:ILE:CD1	2.74	0.50
1:B:524:LYS:HE3	3:B:915:AF3:F2	2.01	0.50
1:C:579:LEU:HD23	1:C:579:LEU:C	2.32	0.50
1:C:659:ALA:HA	1:C:662:ARG:CG	2.40	0.50
1:A:41:LEU:HD23	1:A:82:ILE:HA	1.93	0.50

Continued on next page...

Continued from previous page...

Atom-1	Atom-2	Interatomic distance (Å)	Clash overlap (Å)
1:A:77:CYS:HB2	1:A:83:ARG:HE	1.76	0.50
1:B:145:PRO:HB3	1:B:175:ILE:HG12	1.92	0.50
1:B:171:SER:OG	1:B:172:PRO:HA	2.11	0.50
1:B:206:ILE:CD1	1:B:213:LEU:CD2	2.81	0.50
1:B:206:ILE:HD13	1:B:213:LEU:HD21	1.89	0.50
1:B:413:ALA:HA	1:B:416:SER:OG	2.12	0.50
1:C:131:PHE:O	1:C:136:LYS:HB2	2.12	0.50
1:C:514:VAL:HG11	1:C:643:ILE:HD12	1.93	0.50
1:C:547:LEU:HA	1:C:550:MET:HE3	1.94	0.50
1:A:502:LYS:HA	1:A:505:LYS:HD2	1.93	0.50
1:A:523:GLY:O	1:A:526:LEU:HB2	2.11	0.50
1:B:758:PHE:O	1:B:762:LEU:HG	2.10	0.50
1:C:640:ASP:OD1	1:C:641:GLN:HG2	2.12	0.50
1:A:209:CYS:HB3	1:A:212:GLN:CB	2.36	0.50
1:A:614:LYS:HD3	1:B:402:GLU:HB2	1.91	0.50
1:B:113:ARG:NH2	1:B:183:HIS:CE1	2.77	0.50
1:B:542:ILE:HG23	1:B:546:GLU:OE1	2.11	0.50
1:C:233:ILE:HG13	1:C:235:VAL:HG23	1.93	0.50
1:C:347:THR:HG21	1:C:353:ILE:HD11	1.93	0.50
1:C:600:VAL:O	1:C:604:ILE:HG13	2.11	0.50
1:C:613:THR:HG23	1:C:614:LYS:N	2.26	0.50
1:A:93:ARG:HG2	1:A:93:ARG:NH1	2.27	0.50
1:B:325:VAL:HG12	1:B:329:LEU:CD1	2.42	0.50
1:C:512:LYS:NZ	1:C:608:MET:O	2.44	0.50
1:A:468:VAL:HG12	1:A:470:GLU:H	1.77	0.50
1:A:640:ASP:OD1	1:A:641:GLN:HG2	2.11	0.50
1:A:728:VAL:O	1:A:728:VAL:HG12	2.12	0.50
1:B:502:LYS:HA	1:B:505:LYS:CG	2.42	0.50
1:B:651:LYS:O	1:B:654:VAL:HB	2.12	0.50
1:B:688:THR:O	1:B:691:CYS:HB2	2.12	0.50
2:B:900:ADP:O3B	3:B:915:AF3:F1	2.20	0.50
1:C:358:ARG:HH11	1:C:358:ARG:HG3	1.76	0.50
1:A:69:CYS:O	1:A:70:ILE:HD13	2.12	0.50
1:A:196:GLU:HB3	1:A:200:GLU:OE1	2.11	0.50
1:B:411:LEU:O	1:B:414:LEU:HB3	2.12	0.50
1:B:206:ILE:HG13	1:B:206:ILE:O	2.11	0.49
1:B:233:ILE:HD13	1:C:442:MET:HE1	1.93	0.49
1:C:43:GLN:N	1:C:44:PRO:HD2	2.27	0.49
1:C:206:ILE:HD13	1:C:213:LEU:HD21	1.88	0.49
1:C:306:LEU:HD22	1:C:345:ALA:HB1	1.94	0.49
1:A:184:CYS:C	1:A:186:GLY:H	2.14	0.49

Continued on next page...

Continued from previous page...

Atom-1	Atom-2	Interatomic distance (Å)	Clash overlap (Å)
1:A:502:LYS:O	1:A:505:LYS:HB2	2.13	0.49
1:A:527:LEU:O	1:A:531:ILE:HG22	2.12	0.49
1:B:284:SER:HA	1:B:287:ARG:HB2	1.94	0.49
1:B:332:MET:C	1:B:334:GLY:H	2.15	0.49
1:C:627:ASP:HB3	1:C:758:PHE:CZ	2.47	0.49
1:C:728:VAL:N	1:C:729:PRO:HD3	2.27	0.49
1:A:251:LYS:H	2:A:807:ADP:PB	2.35	0.49
1:B:48:GLU:C	1:B:49:LEU:HD12	2.31	0.49
1:B:269:ILE:HD12	1:B:303:ILE:CG2	2.43	0.49
1:B:347:THR:OG1	1:B:348:ASN:N	2.45	0.49
1:B:427:MET:HE2	1:B:432:LEU:HD22	1.94	0.49
1:B:438:ASP:HB3	1:B:441:VAL:HG23	1.94	0.49
1:B:728:VAL:N	1:B:729:PRO:HD3	2.27	0.49
1:C:113:ARG:H	1:C:169:ASP:HB3	1.77	0.49
1:C:491:GLU:HA	1:C:495:TYR:HE2	1.73	0.49
1:C:682:PHE:CE1	1:C:745:ARG:HG2	2.47	0.49
1:A:582:ILE:HG21	1:A:598:ASP:CG	2.32	0.49
1:A:666:VAL:HG23	1:A:666:VAL:O	2.13	0.49
1:A:688:THR:O	1:A:691:CYS:HB2	2.12	0.49
1:B:113:ARG:H	1:B:169:ASP:HB3	1.77	0.49
1:B:556:GLU:O	1:B:559:VAL:HB	2.12	0.49
1:B:584:LYS:HZ1	1:B:625:ARG:HG2	1.77	0.49
1:C:145:PRO:HB3	1:C:175:ILE:HG12	1.93	0.49
1:C:206:ILE:O	1:C:206:ILE:HG13	2.12	0.49
1:A:284:SER:HA	1:A:287:ARG:HB2	1.95	0.49
1:A:313:ARG:CG	1:A:314:GLU:N	2.76	0.49
1:A:359:ARG:C	1:A:361:GLY:H	2.16	0.49
1:A:413:ALA:HA	1:A:416:SER:OG	2.12	0.49
1:B:250:GLY:HA2	2:B:807:ADP:O3A	2.13	0.49
1:B:464:LEU:CD1	1:B:466:GLU:HB2	2.32	0.49
1:C:347:THR:OG1	1:C:348:ASN:N	2.45	0.49
1:A:243:LEU:HD12	1:A:243:LEU:N	2.27	0.49
1:A:312:LYS:HB3	1:A:354:ASP:OD2	2.12	0.49
1:A:347:THR:OG1	1:A:348:ASN:N	2.46	0.49
1:A:635:ARG:HH11	1:A:635:ARG:CB	2.25	0.49
1:B:114:ILE:HA	1:B:168:THR:HG22	1.94	0.49
1:B:184:CYS:O	1:B:186:GLY:N	2.46	0.49
1:B:465:ARG:HB3	1:B:465:ARG:NH1	2.28	0.49
1:C:93:ARG:HG2	1:C:93:ARG:NH1	2.27	0.49
1:C:332:MET:C	1:C:334:GLY:H	2.15	0.49
1:C:520:PRO:HD3	1:C:624:ASN:HB2	1.93	0.49

Continued on next page...

Continued from previous page...

Atom-1	Atom-2	Interatomic distance (Å)	Clash overlap (Å)
1:C:542:ILE:HG23	1:C:546:GLU:OE1	2.11	0.49
1:C:733:ARG:HH11	1:C:733:ARG:CB	2.26	0.49
1:A:114:ILE:HA	1:A:168:THR:HG22	1.95	0.49
1:A:325:VAL:HG12	1:A:329:LEU:CD1	2.43	0.49
1:A:399:VAL:C	1:A:401:ASN:H	2.16	0.49
1:B:177:ALA:HB1	1:B:178:PRO:HD2	1.95	0.49
1:B:564:ASP:HA	1:B:567:ARG:NH1	2.27	0.49
1:C:48:GLU:C	1:C:49:LEU:HD12	2.32	0.49
1:C:284:SER:HA	1:C:287:ARG:HB2	1.95	0.49
1:C:359:ARG:C	1:C:361:GLY:H	2.15	0.49
1:A:184:CYS:O	1:A:186:GLY:N	2.46	0.49
1:A:542:ILE:HG23	1:A:546:GLU:OE1	2.13	0.49
1:A:648:PRO:CD	1:A:683:SER:HA	2.42	0.49
2:A:900:ADP:O3B	3:A:915:AF3:F1	2.20	0.49
1:B:48:GLU:HB3	1:B:49:LEU:HD12	1.95	0.49
1:B:89:ARG:NH2	1:B:96:LEU:HD21	2.27	0.49
1:B:397:GLU:O	1:B:401:ASN:ND2	2.45	0.49
1:B:699:ILE:O	1:B:702:SER:HB3	2.13	0.49
1:C:171:SER:OG	1:C:172:PRO:HA	2.12	0.49
1:C:325:VAL:HG12	1:C:329:LEU:HD11	1.95	0.49
1:C:700:ARG:O	1:C:704:GLU:HG3	2.13	0.49
1:A:28:VAL:HG23	1:A:84:MET:HG2	1.95	0.49
1:A:113:ARG:H	1:A:169:ASP:HB3	1.77	0.49
1:A:206:ILE:CD1	1:A:213:LEU:CD2	2.79	0.49
1:A:499:HIS:N	1:A:500:PRO:CD	2.76	0.49
1:B:184:CYS:C	1:B:186:GLY:H	2.15	0.49
1:B:519:PRO:HG3	1:B:647:LEU:HD12	1.95	0.49
1:B:648:PRO:CD	1:B:683:SER:HA	2.42	0.49
1:B:706:GLU:HG2	1:B:707:ILE:N	2.28	0.49
1:C:303:ILE:HD12	1:C:306:LEU:HD13	1.94	0.49
1:C:460:ASN:N	1:C:461:PRO:HD2	2.24	0.49
1:C:579:LEU:HD22	1:C:629:ILE:CD1	2.42	0.49
1:C:661:LEU:HD21	1:C:691:CYS:SG	2.53	0.49
1:A:323:ARG:NH2	1:B:279:ALA:HB2	2.26	0.49
1:A:647:LEU:N	1:A:647:LEU:HD12	2.28	0.49
1:B:28:VAL:HG23	1:B:84:MET:HG2	1.95	0.49
1:B:233:ILE:HG13	1:B:235:VAL:HG23	1.95	0.49
1:B:313:ARG:CG	1:B:314:GLU:H	2.26	0.49
1:B:359:ARG:O	1:B:361:GLY:N	2.46	0.49
1:B:515:LEU:HD23	1:B:515:LEU:C	2.34	0.49
1:C:359:ARG:O	1:C:361:GLY:N	2.46	0.49

Continued on next page...

Continued from previous page...

Atom-1	Atom-2	Interatomic distance (Å)	Clash overlap (Å)
1:C:499:HIS:ND1	1:C:502:LYS:HD3	2.27	0.49
1:A:86:ARG:O	1:A:89:ARG:HB3	2.13	0.48
1:A:206:ILE:HG13	1:A:206:ILE:O	2.12	0.48
1:A:519:PRO:HD3	1:A:755:TYR:CD2	2.42	0.48
1:B:650:GLU:CD	1:B:650:GLU:H	2.16	0.48
1:B:666:VAL:HG23	1:B:666:VAL:O	2.13	0.48
1:C:666:VAL:O	1:C:666:VAL:HG23	2.13	0.48
1:A:145:PRO:HB3	1:A:175:ILE:HG12	1.94	0.48
1:A:177:ALA:HB1	1:A:178:PRO:HD2	1.95	0.48
1:A:332:MET:C	1:A:334:GLY:H	2.16	0.48
1:A:689:GLU:O	1:A:693:ARG:HG3	2.13	0.48
1:B:225:ARG:C	1:B:227:PRO:HD3	2.34	0.48
1:B:635:ARG:HH11	1:B:635:ARG:CB	2.25	0.48
1:C:113:ARG:HG2	1:C:113:ARG:NH1	2.24	0.48
1:C:309:ILE:C	1:C:311:PRO:CD	2.79	0.48
1:C:397:GLU:O	1:C:401:ASN:ND2	2.45	0.48
1:C:399:VAL:C	1:C:401:ASN:H	2.16	0.48
1:C:657:LEU:HB2	1:C:672:LEU:HD13	1.95	0.48
1:A:56:THR:HG22	1:A:70:ILE:HD12	1.94	0.48
1:A:359:ARG:O	1:A:361:GLY:N	2.46	0.48
1:A:499:HIS:CD2	1:B:703:ILE:HD13	2.48	0.48
1:A:503:PHE:CE2	1:A:510:PRO:HG3	2.48	0.48
1:A:540:ILE:CD1	1:A:566:ALA:HA	2.43	0.48
1:B:283:GLU:OE1	1:B:283:GLU:N	2.47	0.48
1:B:312:LYS:N	1:B:354:ASP:HB2	2.19	0.48
1:B:353:ILE:HG22	1:B:354:ASP:N	2.20	0.48
1:B:359:ARG:C	1:B:361:GLY:H	2.16	0.48
1:B:399:VAL:C	1:B:401:ASN:H	2.17	0.48
1:B:427:MET:O	1:B:431:ASP:HA	2.13	0.48
1:B:455:ALA:O	1:B:458:GLN:HB3	2.13	0.48
1:B:515:LEU:HD13	1:B:634:LEU:HD21	1.94	0.48
1:C:411:LEU:O	1:C:414:LEU:HB3	2.13	0.48
1:C:468:VAL:HG12	1:C:470:GLU:H	1.79	0.48
1:C:612:SER:OG	1:C:615:LYS:HB2	2.13	0.48
1:A:24:ASN:O	1:A:101:SER:HA	2.13	0.48
1:A:653:ARG:HH11	1:A:653:ARG:HG3	1.78	0.48
1:B:250:GLY:HA2	2:B:807:ADP:PA	2.54	0.48
1:A:126:ILE:HG23	1:A:159:ARG:CZ	2.44	0.48
1:A:427:MET:CE	1:A:437:ILE:CD1	2.91	0.48
1:A:490:GLN:HA	1:A:493:VAL:HG22	1.95	0.48
1:A:697:LEU:O	1:A:701:GLU:HG2	2.13	0.48

Continued on next page...

Continued from previous page...

Atom-1	Atom-2	Interatomic distance (Å)	Clash overlap (Å)
1:B:347:THR:HG21	1:B:353:ILE:HD11	1.95	0.48
1:B:508:MET:SD	1:C:695:CYS:HB3	2.53	0.48
1:B:524:LYS:HZ2	1:B:622:ALA:HB1	1.78	0.48
1:B:620:ILE:HG22	1:B:621:GLY:N	2.29	0.48
1:B:653:ARG:NE	1:B:679:THR:O	2.47	0.48
1:C:41:LEU:HD23	1:C:82:ILE:HA	1.96	0.48
1:C:86:ARG:O	1:C:89:ARG:HB3	2.13	0.48
1:C:455:ALA:O	1:C:458:GLN:HB3	2.13	0.48
1:C:493:VAL:HG23	1:C:494:GLN:N	2.27	0.48
1:C:635:ARG:HH11	1:C:635:ARG:CB	2.26	0.48
1:C:688:THR:O	1:C:691:CYS:HB2	2.13	0.48
1:A:110:TYR:H	1:A:110:TYR:HD1	1.57	0.48
1:A:316:THR:C	1:A:318:GLY:H	2.17	0.48
1:A:397:GLU:O	1:A:401:ASN:ND2	2.46	0.48
1:A:567:ARG:HB2	1:A:567:ARG:CZ	2.43	0.48
1:B:60:LYS:HD2	1:B:101:SER:OG	2.14	0.48
2:B:900:ADP:O2B	3:B:915:AF3:F1	2.21	0.48
1:C:571:PRO:HA	1:C:616:ASN:OD1	2.14	0.48
1:A:94:VAL:HG21	1:A:100:ILE:CD1	2.34	0.48
1:B:325:VAL:HG12	1:B:329:LEU:HD11	1.96	0.48
1:B:508:MET:SD	1:C:695:CYS:CB	3.02	0.48
1:B:728:VAL:N	1:B:729:PRO:CD	2.77	0.48
1:C:556:GLU:O	1:C:559:VAL:HB	2.14	0.48
1:A:131:PHE:O	1:A:136:LYS:HB2	2.14	0.48
1:A:570:ALA:HA	1:A:571:PRO:C	2.33	0.48
1:A:573:VAL:HG23	1:A:573:VAL:O	2.14	0.48
1:A:612:SER:OG	1:A:615:LYS:HB2	2.13	0.48
1:B:143:TYR:HE1	1:B:178:PRO:HD2	1.79	0.48
1:B:173:TYR:O	1:B:173:TYR:CD1	2.67	0.48
1:B:473:GLN:OE1	1:B:473:GLN:N	2.44	0.48
1:B:599:ARG:HG2	1:C:552:PHE:CD1	2.48	0.48
1:A:253:LEU:HD23	1:A:253:LEU:C	2.35	0.48
1:C:515:LEU:HB3	1:C:642:LEU:HD13	1.96	0.48
1:A:225:ARG:C	1:A:227:PRO:HD3	2.34	0.48
1:B:222:LEU:N	1:B:223:PRO:HD2	2.28	0.48
1:B:473:GLN:H	1:B:473:GLN:CD	2.17	0.48
1:B:482:LEU:HD12	1:B:645:ILE:HG23	1.96	0.48
1:B:758:PHE:HB3	1:B:762:LEU:HG	1.96	0.48
1:C:697:LEU:O	1:C:701:GLU:HG2	2.14	0.48
1:A:26:LEU:HD21	1:A:45:LYS:HZ1	1.77	0.47
1:A:487:ARG:CB	1:A:487:ARG:NH1	2.77	0.47

Continued on next page...

Continued from previous page...

Atom-1	Atom-2	Interatomic distance (Å)	Clash overlap (Å)
1:A:627:ASP:CB	1:A:758:PHE:CZ	2.89	0.47
1:A:683:SER:O	1:A:687:LEU:HG	2.14	0.47
1:B:93:ARG:NH2	1:B:195:GLU:HG2	2.29	0.47
1:B:650:GLU:CD	1:B:650:GLU:N	2.68	0.47
1:C:232:ALA:O	1:C:233:ILE:HB	2.14	0.47
1:A:39:VAL:HG11	1:A:59:LEU:HD11	1.96	0.47
1:A:222:LEU:N	1:A:223:PRO:HD2	2.29	0.47
1:A:538:ASN:O	1:A:573:VAL:HG22	2.14	0.47
1:B:465:ARG:NH1	1:B:465:ARG:CB	2.77	0.47
1:B:758:PHE:C	1:B:762:LEU:HG	2.34	0.47
1:C:239:ARG:NH1	1:C:336:LYS:HB2	2.30	0.47
1:C:501:ASP:CG	1:C:502:LYS:HD2	2.34	0.47
1:C:518:GLY:C	1:C:755:TYR:HE2	2.17	0.47
1:A:232:ALA:O	1:A:233:ILE:HB	2.14	0.47
1:A:427:MET:HE1	1:A:437:ILE:CD1	2.43	0.47
1:A:487:ARG:NH1	1:A:487:ARG:HB3	2.29	0.47
1:A:512:LYS:NZ	1:A:608:MET:O	2.43	0.47
1:B:468:VAL:HG12	1:B:470:GLU:H	1.80	0.47
1:B:495:TYR:N	1:B:496:PRO:HD2	2.28	0.47
1:C:114:ILE:HA	1:C:168:THR:HG22	1.96	0.47
1:C:222:LEU:N	1:C:223:PRO:HD2	2.28	0.47
1:A:537:ALA:CB	1:A:571:PRO:HB2	2.45	0.47
1:A:733:ARG:HH11	1:A:733:ARG:CB	2.26	0.47
1:B:42:SER:HB3	1:B:77:CYS:O	2.13	0.47
1:B:304:ASP:O	1:B:305:GLU:HB2	2.14	0.47
1:C:320:VAL:O	1:C:324:ILE:HG13	2.13	0.47
1:C:659:ALA:C	1:C:661:LEU:H	2.18	0.47
1:A:284:SER:HA	1:A:287:ARG:CB	2.44	0.47
1:B:210:ARG:NH2	1:B:375:THR:HG22	2.29	0.47
1:B:233:ILE:HD13	1:C:442:MET:HE3	1.96	0.47
1:C:94:VAL:HG21	1:C:100:ILE:CD1	2.34	0.47
1:C:143:TYR:HE1	1:C:178:PRO:HD2	1.79	0.47
1:C:427:MET:SD	1:C:433:GLU:CB	2.97	0.47
1:C:464:LEU:CG	1:C:466:GLU:HB3	2.45	0.47
1:C:620:ILE:HG22	1:C:621:GLY:N	2.29	0.47
1:A:325:VAL:HG12	1:A:329:LEU:HD11	1.96	0.47
1:A:451:ASP:O	1:A:454:TRP:HB3	2.13	0.47
1:B:253:LEU:C	1:B:253:LEU:HD23	2.35	0.47
1:B:567:ARG:HG2	1:C:460:ASN:HD21	1.80	0.47
1:B:733:ARG:HH11	1:B:733:ARG:CB	2.27	0.47
1:C:173:TYR:O	1:C:173:TYR:CD1	2.67	0.47

Continued on next page...

Continued from previous page...

Atom-1	Atom-2	Interatomic distance (Å)	Clash overlap (Å)
1:C:283:GLU:OE1	1:C:283:GLU:N	2.47	0.47
1:C:407:VAL:HG23	1:C:409:ALA:H	1.80	0.47
1:C:479:ILE:N	1:C:479:ILE:CD1	2.77	0.47
1:C:502:LYS:HD2	1:C:502:LYS:H	1.79	0.47
1:C:579:LEU:HD11	1:C:633:ILE:HD13	1.97	0.47
1:A:35:ASP:C	1:A:37:SER:H	2.18	0.47
1:A:251:LYS:HE2	1:A:347:THR:O	2.15	0.47
1:A:283:GLU:N	1:A:283:GLU:OE1	2.47	0.47
1:A:310:ALA:N	1:A:311:PRO:CD	2.78	0.47
1:A:407:VAL:HG23	1:A:409:ALA:H	1.80	0.47
1:A:455:ALA:O	1:A:458:GLN:HB3	2.14	0.47
1:A:556:GLU:O	1:A:559:VAL:HB	2.13	0.47
1:A:620:ILE:HG22	1:A:621:GLY:N	2.30	0.47
1:B:41:LEU:HD23	1:B:82:ILE:HA	1.96	0.47
1:B:359:ARG:NH1	2:C:807:ADP:O3B	2.47	0.47
1:B:491:GLU:OE1	1:C:700:ARG:HD2	2.15	0.47
1:C:28:VAL:HG11	1:C:95:ARG:O	2.14	0.47
1:C:225:ARG:C	1:C:227:PRO:HD3	2.34	0.47
1:A:102:ILE:HG12	1:A:103:GLN:N	2.30	0.47
1:A:479:ILE:HG21	1:A:486:LYS:HE2	1.97	0.47
1:A:517:TYR:CZ	1:A:644:TYR:HB2	2.50	0.47
1:A:519:PRO:CA	1:A:755:TYR:HE2	2.28	0.47
1:C:252:THR:HG23	1:C:302:PHE:CE2	2.50	0.47
1:A:93:ARG:NH2	1:A:195:GLU:HG2	2.29	0.47
1:A:173:TYR:O	1:A:173:TYR:CD1	2.67	0.47
1:A:525:THR:HG23	1:A:575:PHE:CE2	2.50	0.47
1:C:28:VAL:HG23	1:C:84:MET:HG2	1.97	0.47
1:C:547:LEU:HD23	1:C:550:MET:HE3	1.97	0.47
1:A:575:PHE:HA	1:A:620:ILE:O	2.14	0.47
1:B:284:SER:HA	1:B:287:ARG:CB	2.44	0.47
1:B:313:ARG:HG2	1:B:314:GLU:N	2.27	0.47
1:B:451:ASP:O	1:B:454:TRP:HB3	2.14	0.47
1:B:490:GLN:HA	1:B:493:VAL:HG22	1.97	0.47
1:C:110:TYR:H	1:C:110:TYR:HD1	1.61	0.47
1:C:253:LEU:HD12	2:C:807:ADP:H3'	1.98	0.47
1:C:376:GLY:O	1:C:380:ILE:HG13	2.16	0.47
1:C:437:ILE:HG23	1:C:442:MET:SD	2.55	0.47
1:C:513:GLY:HA2	1:C:618:PHE:CE1	2.50	0.47
1:A:495:TYR:HD1	1:B:703:ILE:CD1	2.28	0.46
1:A:514:VAL:HG11	1:A:643:ILE:HD12	1.97	0.46
1:B:251:LYS:HE2	1:B:347:THR:O	2.15	0.46

Continued on next page...

Continued from previous page...

Atom-1	Atom-2	Interatomic distance (Å)	Clash overlap (Å)
1:B:469:VAL:HG21	1:B:565:LYS:CE	2.41	0.46
1:B:515:LEU:HB3	1:B:642:LEU:CD1	2.45	0.46
1:C:253:LEU:HD23	1:C:253:LEU:C	2.35	0.46
1:C:451:ASP:O	1:C:454:TRP:HB3	2.13	0.46
1:C:555:SER:C	1:C:557:ALA:H	2.18	0.46
1:A:89:ARG:HH21	1:A:96:LEU:HD21	1.80	0.46
1:A:239:ARG:NH1	1:A:336:LYS:HB2	2.30	0.46
1:A:579:LEU:HD23	1:A:579:LEU:C	2.36	0.46
1:A:657:LEU:CD1	1:A:672:LEU:HD22	2.44	0.46
1:B:28:VAL:HG11	1:B:95:ARG:O	2.15	0.46
1:B:490:GLN:HB3	1:B:494:GLN:CG	2.43	0.46
1:B:729:PRO:C	1:B:730:GLU:CD	2.74	0.46
1:C:633:ILE:HG21	1:C:639:LEU:HD12	1.96	0.46
1:A:479:ILE:N	1:A:479:ILE:CD1	2.78	0.46
1:A:644:TYR:C	1:A:645:ILE:HD12	2.36	0.46
1:B:683:SER:O	1:B:687:LEU:HG	2.14	0.46
1:C:184:CYS:C	1:C:186:GLY:N	2.68	0.46
1:C:283:GLU:HB3	1:C:327:GLN:HE21	1.81	0.46
1:C:473:GLN:H	1:C:473:GLN:CD	2.18	0.46
1:C:753:ARG:O	1:C:757:MET:HG2	2.16	0.46
1:A:303:ILE:HG13	1:A:345:ALA:HA	1.97	0.46
1:B:22:ARG:CG	1:B:25:ARG:NH1	2.69	0.46
1:B:147:ARG:HG2	1:B:148:LYS:H	1.77	0.46
1:B:580:ASP:O	1:B:581:SER:C	2.53	0.46
1:B:697:LEU:O	1:B:701:GLU:HG2	2.14	0.46
1:C:93:ARG:NH2	1:C:194:GLU:HG3	2.08	0.46
1:C:284:SER:HA	1:C:287:ARG:CB	2.45	0.46
1:C:473:GLN:OE1	1:C:473:GLN:N	2.46	0.46
1:C:487:ARG:NH1	1:C:487:ARG:HB3	2.31	0.46
1:C:495:TYR:N	1:C:496:PRO:HD2	2.31	0.46
1:C:662:ARG:HB2	1:C:662:ARG:HH11	1.79	0.46
1:C:683:SER:O	1:C:687:LEU:HG	2.14	0.46
1:A:23:PRO:O	1:A:49:LEU:HD21	2.15	0.46
1:A:292:GLU:O	1:A:292:GLU:HG2	2.16	0.46
1:A:427:MET:SD	1:A:437:ILE:HD12	2.54	0.46
1:B:118:PRO:HB3	1:B:163:PHE:CE1	2.51	0.46
1:B:147:ARG:CG	1:B:148:LYS:H	2.28	0.46
1:B:679:THR:HB	1:B:682:PHE:CD1	2.51	0.46
1:C:660:ASN:HD21	1:C:688:THR:HG23	1.81	0.46
1:A:28:VAL:HG11	1:A:95:ARG:O	2.15	0.46
1:A:329:LEU:HD22	1:A:362:ARG:NH1	2.31	0.46

Continued on next page...

Continued from previous page...

Atom-1	Atom-2	Interatomic distance (Å)	Clash overlap (Å)
1:A:641:GLN:NE2	1:B:696:LYS:NZ	2.64	0.46
1:B:22:ARG:HB2	1:B:25:ARG:NH1	2.31	0.46
1:B:627:ASP:HB3	1:B:758:PHE:CE1	2.50	0.46
1:C:80:GLU:HG3	1:C:80:GLU:O	2.16	0.46
1:C:490:GLN:HA	1:C:493:VAL:HG22	1.98	0.46
1:A:49:LEU:N	1:A:49:LEU:CD1	2.79	0.46
1:A:89:ARG:NE	1:A:96:LEU:HD21	2.31	0.46
1:A:114:ILE:CD1	1:A:176:VAL:HG22	2.45	0.46
1:A:192:GLU:HB2	1:A:195:GLU:OE1	2.15	0.46
1:A:250:GLY:HA2	2:A:807:ADP:O3A	2.15	0.46
1:A:252:THR:HA	1:A:302:PHE:CZ	2.51	0.46
1:A:753:ARG:O	1:A:757:MET:HG2	2.16	0.46
1:B:131:PHE:O	1:B:136:LYS:HB2	2.16	0.46
1:B:214:ALA:O	1:B:218:GLU:HG2	2.16	0.46
1:B:329:LEU:HD22	1:B:362:ARG:NH1	2.31	0.46
1:B:501:ASP:O	1:B:505:LYS:N	2.49	0.46
1:B:695:CYS:C	1:B:697:LEU:N	2.69	0.46
1:C:307:ASP:O	1:C:311:PRO:HD3	2.15	0.46
1:A:235:VAL:HG11	1:B:420:LEU:HD21	1.98	0.46
1:A:376:GLY:O	1:A:380:ILE:HG13	2.16	0.46
1:B:251:LYS:HG3	2:B:807:ADP:O2B	2.15	0.46
1:B:407:VAL:HG23	1:B:409:ALA:H	1.80	0.46
1:B:502:LYS:HG2	1:B:505:LYS:HE3	1.98	0.46
1:B:540:ILE:CG2	1:B:574:LEU:HD12	2.46	0.46
1:B:647:LEU:HB3	1:B:648:PRO:CD	2.42	0.46
1:C:460:ASN:O	1:C:462:SER:N	2.46	0.46
1:A:93:ARG:NH2	1:A:194:GLU:HG3	2.10	0.46
1:A:647:LEU:HD12	1:A:647:LEU:H	1.81	0.46
1:B:512:LYS:NZ	1:B:608:MET:O	2.49	0.46
1:B:631:PRO:O	1:B:635:ARG:HG3	2.16	0.46
1:C:112:LYS:H	1:C:170:PRO:CG	2.29	0.46
1:C:201:VAL:CG2	1:C:256:ARG:HD2	2.45	0.46
1:C:695:CYS:C	1:C:697:LEU:N	2.70	0.46
1:A:520:PRO:HG3	1:A:624:ASN:HB3	1.98	0.46
1:A:653:ARG:HA	1:A:656:ILE:HD12	1.97	0.46
1:A:730:GLU:CD	1:A:730:GLU:N	2.69	0.46
1:B:93:ARG:NH2	1:B:194:GLU:HG3	2.10	0.46
1:B:114:ILE:HD13	1:B:146:ILE:HD11	1.98	0.46
1:B:459:SER:C	1:B:461:PRO:HD2	2.35	0.46
1:B:555:SER:C	1:B:557:ALA:H	2.18	0.46
1:A:48:GLU:HB3	1:A:49:LEU:HD12	1.98	0.45

Continued on next page...

Continued from previous page...

Atom-1	Atom-2	Interatomic distance (Å)	Clash overlap (Å)
1:A:513:GLY:HA3	1:A:619:ILE:O	2.16	0.45
1:A:667:ALA:HB2	1:A:731:ILE:O	2.16	0.45
1:C:24:ASN:CG	1:C:25:ARG:H	2.19	0.45
1:C:269:ILE:HD12	1:C:303:ILE:CG2	2.45	0.45
1:A:347:THR:HG21	1:A:353:ILE:HD11	1.97	0.45
1:A:615:LYS:HZ2	1:B:460:ASN:CG	2.19	0.45
1:B:209:CYS:HB3	1:B:212:GLN:CB	2.36	0.45
1:B:449:MET:CE	1:B:453:ARG:HH21	2.28	0.45
1:B:560:ARG:HG3	1:B:560:ARG:HH11	1.81	0.45
1:B:625:ARG:HD3	1:B:625:ARG:HA	1.79	0.45
1:B:753:ARG:O	1:B:757:MET:HG2	2.16	0.45
1:C:28:VAL:CG1	1:C:97:GLY:H	2.28	0.45
1:C:35:ASP:C	1:C:37:SER:H	2.20	0.45
1:A:464:LEU:HG	1:A:465:ARG:N	2.32	0.45
1:A:476:TRP:HE1	1:A:534:GLU:CG	2.29	0.45
1:A:580:ASP:CG	1:A:625:ARG:HB2	2.36	0.45
1:B:22:ARG:CB	1:B:25:ARG:NH1	2.79	0.45
1:B:66:GLU:O	1:B:67:ALA:HB2	2.17	0.45
1:B:155:ARG:HH21	1:B:386:LYS:HZ1	1.62	0.45
1:B:283:GLU:HB3	1:B:327:GLN:HE21	1.81	0.45
1:B:306:LEU:HG	1:B:310:ALA:HB3	1.98	0.45
1:B:376:GLY:O	1:B:380:ILE:HG13	2.17	0.45
1:B:501:ASP:O	1:B:505:LYS:HG3	2.16	0.45
1:C:631:PRO:O	1:C:635:ARG:HG3	2.17	0.45
1:B:28:VAL:CG1	1:B:97:GLY:H	2.29	0.45
1:B:540:ILE:HD12	1:B:566:ALA:CB	2.42	0.45
1:C:48:GLU:HB3	1:C:49:LEU:HD12	1.98	0.45
1:C:126:ILE:HG23	1:C:159:ARG:CZ	2.46	0.45
1:C:528:ALA:HB1	1:C:539:PHE:HE1	1.81	0.45
1:C:679:THR:HB	1:C:682:PHE:CD1	2.51	0.45
1:A:22:ARG:HH21	1:A:25:ARG:HD3	1.81	0.45
1:A:95:ARG:HB2	1:A:225:ARG:HH12	1.80	0.45
1:A:197:SER:C	1:A:199:ASN:H	2.19	0.45
1:A:304:ASP:O	1:A:305:GLU:HB2	2.16	0.45
1:A:420:LEU:HB3	1:A:424:ARG:NH1	2.31	0.45
1:B:35:ASP:C	1:B:37:SER:H	2.19	0.45
1:C:84:MET:HB2	1:C:88:VAL:HB	1.98	0.45
1:C:292:GLU:O	1:C:292:GLU:HG2	2.16	0.45
1:C:360:PHE:H	1:C:360:PHE:HD1	1.64	0.45
1:C:645:ILE:N	1:C:645:ILE:HD12	2.31	0.45
1:A:487:ARG:HB3	1:A:487:ARG:CZ	2.46	0.45

Continued on next page...

Continued from previous page...

Atom-1	Atom-2	Interatomic distance (Å)	Clash overlap (Å)
1:A:749:ASP:HA	1:A:752:ILE:CD1	2.44	0.45
1:B:48:GLU:CB	1:B:49:LEU:HD12	2.47	0.45
1:B:290:PHE:CD1	1:B:301:ILE:HD12	2.51	0.45
1:B:523:GLY:O	1:B:527:LEU:HG	2.16	0.45
1:B:573:VAL:HA	1:B:618:PHE:O	2.17	0.45
1:B:612:SER:OG	1:B:615:LYS:HB2	2.16	0.45
2:B:900:ADP:PB	3:B:915:AF3:F3	2.65	0.45
1:C:251:LYS:HE2	1:C:347:THR:O	2.16	0.45
1:C:329:LEU:HD22	1:C:362:ARG:NH1	2.32	0.45
1:C:487:ARG:NH1	1:C:487:ARG:CB	2.80	0.45
1:C:499:HIS:N	1:C:500:PRO:CD	2.76	0.45
1:C:514:VAL:HG23	1:C:618:PHE:HZ	1.81	0.45
1:C:582:ILE:CD1	1:C:600:VAL:HB	2.47	0.45
1:C:749:ASP:HA	1:C:752:ILE:CD1	2.44	0.45
1:A:80:GLU:HG3	1:A:80:GLU:O	2.17	0.45
1:A:403:THR:HB	1:A:406:HIS:ND1	2.32	0.45
1:A:469:VAL:O	1:A:469:VAL:HG12	2.17	0.45
1:A:695:CYS:C	1:A:697:LEU:N	2.69	0.45
1:B:749:ASP:HA	1:B:752:ILE:CD1	2.44	0.45
1:C:49:LEU:N	1:C:49:LEU:CD1	2.80	0.45
1:C:63:LYS:HD2	1:C:93:ARG:CG	2.47	0.45
1:C:102:ILE:HG12	1:C:103:GLN:N	2.32	0.45
1:C:311:PRO:C	1:C:313:ARG:H	2.19	0.45
1:C:490:GLN:HB3	1:C:494:GLN:HG3	1.98	0.45
1:C:573:VAL:HG23	1:C:573:VAL:O	2.17	0.45
1:A:431:ASP:HB3	1:A:432:LEU:H	1.51	0.45
1:B:112:LYS:H	1:B:170:PRO:CG	2.30	0.45
1:B:232:ALA:HA	1:C:159:ARG:NH2	2.32	0.45
1:B:360:PHE:HD1	1:B:360:PHE:H	1.63	0.45
1:B:487:ARG:HB3	1:B:487:ARG:NH1	2.31	0.45
1:B:518:GLY:O	1:B:755:TYR:CE2	2.70	0.45
1:B:580:ASP:O	1:B:582:ILE:N	2.50	0.45
1:C:209:CYS:HB3	1:C:212:GLN:CB	2.36	0.45
1:A:38:VAL:HG21	1:A:72:LEU:HD12	1.99	0.45
1:A:269:ILE:HB	1:A:303:ILE:HG22	1.98	0.45
1:A:407:VAL:HG23	1:A:410:ASP:H	1.82	0.45
1:B:239:ARG:NH1	1:B:336:LYS:HB2	2.29	0.45
1:B:292:GLU:HG2	1:B:292:GLU:O	2.17	0.45
1:C:403:THR:HB	1:C:406:HIS:ND1	2.31	0.45
1:A:86:ARG:NH2	1:A:202:GLY:HA3	2.32	0.45
1:A:169:ASP:HB3	1:A:170:PRO:CD	2.30	0.45

Continued on next page...

Continued from previous page...

Atom-1	Atom-2	Interatomic distance (Å)	Clash overlap (Å)
1:A:360:PHE:H	1:A:360:PHE:HD1	1.63	0.45
1:A:631:PRO:O	1:A:635:ARG:HG3	2.17	0.45
1:A:679:THR:HB	1:A:682:PHE:CD1	2.52	0.45
1:B:49:LEU:N	1:B:49:LEU:CD1	2.79	0.45
1:B:491:GLU:OE2	1:C:700:ARG:CZ	2.65	0.45
1:C:368:ASP:HB2	1:C:568:GLN:CD	2.37	0.45
1:C:487:ARG:HB3	1:C:487:ARG:CZ	2.47	0.45
1:C:647:LEU:HD12	1:C:647:LEU:N	2.29	0.45
1:A:313:ARG:CZ	1:A:314:GLU:OE1	2.65	0.44
1:A:495:TYR:O	1:A:499:HIS:HB2	2.17	0.44
1:A:537:ALA:HB2	1:A:571:PRO:HB2	1.99	0.44
1:A:578:GLU:O	1:A:581:SER:N	2.33	0.44
1:C:399:VAL:C	1:C:401:ASN:N	2.70	0.44
1:A:92:LEU:O	1:A:94:VAL:HG13	2.17	0.44
1:A:147:ARG:HG2	1:A:148:LYS:H	1.79	0.44
1:A:240:GLY:HA3	1:A:363:PHE:HA	2.00	0.44
1:A:399:VAL:C	1:A:401:ASN:N	2.70	0.44
1:A:435:GLU:OE1	1:A:435:GLU:CA	2.62	0.44
1:A:686:ASP:OD2	1:A:746:SER:OG	2.28	0.44
1:B:729:PRO:O	1:B:730:GLU:OE2	2.35	0.44
1:C:519:PRO:HG3	1:C:647:LEU:HD11	2.00	0.44
1:A:184:CYS:C	1:A:186:GLY:N	2.71	0.44
1:B:469:VAL:O	1:B:469:VAL:HG12	2.17	0.44
1:B:571:PRO:O	1:B:572:CYS:HB2	2.18	0.44
1:C:56:THR:HG22	1:C:70:ILE:HD12	1.97	0.44
1:C:133:VAL:HG21	1:C:439:ALA:CB	2.40	0.44
1:C:560:ARG:HH11	1:C:560:ARG:HG3	1.82	0.44
1:C:632:ALA:HA	1:C:635:ARG:CG	2.47	0.44
1:A:26:LEU:HD21	1:A:45:LYS:CE	2.47	0.44
1:A:449:MET:CE	1:A:453:ARG:HH21	2.30	0.44
1:A:459:SER:C	1:A:461:PRO:HD2	2.37	0.44
1:B:95:ARG:HH22	1:B:196:GLU:CD	2.20	0.44
1:B:501:ASP:OD1	1:B:502:LYS:N	2.51	0.44
1:B:523:GLY:CA	2:B:900:ADP:O1A	2.62	0.44
1:B:579:LEU:C	1:B:579:LEU:CD2	2.86	0.44
1:C:667:ALA:HB3	1:C:670:VAL:HG23	1.99	0.44
1:A:123:VAL:O	1:A:126:ILE:HG12	2.18	0.44
1:A:283:GLU:HB3	1:A:327:GLN:HE21	1.82	0.44
1:A:506:PHE:HE2	1:B:699:ILE:HA	1.83	0.44
1:B:80:GLU:HG3	1:B:80:GLU:O	2.17	0.44
1:B:399:VAL:C	1:B:401:ASN:N	2.71	0.44

Continued on next page...

Continued from previous page...

Atom-1	Atom-2	Interatomic distance (Å)	Clash overlap (Å)
1:B:420:LEU:HB3	1:B:424:ARG:NH1	2.32	0.44
1:C:437:ILE:CG2	1:C:442:MET:SD	3.05	0.44
1:C:459:SER:C	1:C:461:PRO:CD	2.81	0.44
1:A:114:ILE:HD13	1:A:146:ILE:HD11	2.00	0.44
1:A:254:ILE:H	1:A:254:ILE:HG13	1.51	0.44
1:A:593:GLY:O	1:B:586:ARG:O	2.35	0.44
1:B:356:ALA:O	1:B:362:ARG:NH1	2.51	0.44
1:B:525:THR:HG23	1:B:575:PHE:CE2	2.53	0.44
1:B:531:ILE:HG23	1:B:532:ALA:N	2.31	0.44
1:B:632:ALA:HA	1:B:635:ARG:CG	2.48	0.44
1:C:243:LEU:HD23	1:C:369:ILE:HD11	1.98	0.44
1:C:586:ARG:NH1	1:C:598:ASP:HA	2.33	0.44
1:A:460:ASN:O	1:A:462:SER:N	2.49	0.44
1:B:89:ARG:NE	1:B:96:LEU:HD21	2.33	0.44
1:B:487:ARG:NH1	1:B:487:ARG:CB	2.80	0.44
1:C:89:ARG:NH2	1:C:96:LEU:HD21	2.33	0.44
1:C:420:LEU:HB3	1:C:424:ARG:NH1	2.32	0.44
1:A:89:ARG:HG3	1:A:94:VAL:O	2.18	0.44
1:A:118:PRO:HB3	1:A:163:PHE:CE1	2.53	0.44
1:A:464:LEU:HD21	1:A:466:GLU:HB3	2.00	0.44
1:A:653:ARG:HD2	1:A:676:ALA:CA	2.39	0.44
1:B:419:ALA:O	1:B:423:ILE:HG13	2.18	0.44
1:C:39:VAL:CG1	1:C:59:LEU:HD11	2.42	0.44
1:C:66:GLU:HB2	1:C:147:ARG:HH12	1.83	0.44
1:C:164:LYS:HB3	1:C:189:ILE:CD1	2.48	0.44
1:C:647:LEU:CB	1:C:648:PRO:HD2	2.36	0.44
1:C:751:ASP:O	1:C:752:ILE:C	2.56	0.44
1:A:147:ARG:CG	1:A:148:LYS:H	2.29	0.44
1:A:492:LEU:C	1:A:496:PRO:HG3	2.37	0.44
1:A:503:PHE:CD1	1:B:699:ILE:CD1	3.01	0.44
1:B:94:VAL:HG21	1:B:100:ILE:CD1	2.36	0.44
1:B:102:ILE:HG12	1:B:103:GLN:N	2.33	0.44
1:B:114:ILE:HD13	1:B:146:ILE:CD1	2.48	0.44
1:B:290:PHE:HA	1:B:301:ILE:HD11	2.00	0.44
1:B:528:ALA:O	1:B:531:ILE:HG22	2.18	0.44
1:C:169:ASP:HB3	1:C:170:PRO:CD	2.32	0.44
1:C:197:SER:C	1:C:199:ASN:H	2.20	0.44
1:C:259:ALA:CB	1:C:300:ILE:HD12	2.47	0.44
1:C:469:VAL:O	1:C:469:VAL:HG12	2.18	0.44
1:C:562:ILE:C	1:C:564:ASP:H	2.20	0.44
1:C:569:ALA:O	1:C:572:CYS:HB2	2.18	0.44

Continued on next page...

Continued from previous page...

Atom-1	Atom-2	Interatomic distance (Å)	Clash overlap (Å)
1:A:48:GLU:CB	1:A:49:LEU:HD12	2.47	0.43
1:A:112:LYS:H	1:A:170:PRO:CG	2.30	0.43
1:A:119:ILE:HG13	1:A:162:GLU:O	2.18	0.43
1:A:329:LEU:HD13	1:B:272:PRO:HG2	2.00	0.43
1:A:555:SER:C	1:A:557:ALA:H	2.18	0.43
1:A:560:ARG:HH11	1:A:560:ARG:HG3	1.82	0.43
1:A:647:LEU:HB3	1:A:648:PRO:CD	2.44	0.43
1:A:667:ALA:HB3	1:A:670:VAL:HG23	1.99	0.43
1:B:403:THR:HB	1:B:406:HIS:ND1	2.32	0.43
2:B:900:ADP:O2B	3:B:915:AF3:F3	2.26	0.43
1:C:449:MET:CE	1:C:453:ARG:HH21	2.31	0.43
1:A:28:VAL:CG1	1:A:97:GLY:H	2.31	0.43
1:A:155:ARG:HE	1:A:386:LYS:HZ2	1.66	0.43
1:A:214:ALA:O	1:A:218:GLU:HG2	2.18	0.43
1:A:567:ARG:NH1	1:A:567:ARG:CB	2.81	0.43
1:A:582:ILE:HG22	1:A:598:ASP:OD2	2.18	0.43
1:A:728:VAL:N	1:A:729:PRO:CD	2.81	0.43
1:B:92:LEU:O	1:B:94:VAL:HG13	2.18	0.43
1:B:309:ILE:O	1:B:309:ILE:HG22	2.18	0.43
1:B:465:ARG:CZ	1:B:465:ARG:HB2	2.49	0.43
1:C:657:LEU:HD21	1:C:687:LEU:HB3	2.00	0.43
1:A:252:THR:HA	1:A:302:PHE:CE2	2.53	0.43
1:A:502:LYS:HD3	1:B:702:SER:OG	2.19	0.43
1:A:562:ILE:C	1:A:564:ASP:N	2.71	0.43
1:B:177:ALA:C	1:B:179:ASP:N	2.71	0.43
1:B:192:GLU:HB2	1:B:195:GLU:OE1	2.18	0.43
1:B:251:LYS:H	2:B:807:ADP:PB	2.40	0.43
1:B:562:ILE:C	1:B:564:ASP:N	2.71	0.43
1:C:580:ASP:O	1:C:583:ALA:N	2.46	0.43
1:A:256:ARG:HG3	1:A:256:ARG:HH11	1.83	0.43
1:A:328:LEU:O	1:A:329:LEU:C	2.57	0.43
1:A:519:PRO:HG3	1:A:647:LEU:CD1	2.48	0.43
1:A:615:LYS:NZ	1:B:460:ASN:ND2	2.66	0.43
1:B:62:LYS:NZ	1:B:98:ASP:HB3	2.32	0.43
1:B:240:GLY:HA3	1:B:363:PHE:HA	1.99	0.43
1:B:329:LEU:HD23	1:B:357:LEU:CD2	2.49	0.43
1:B:438:ASP:OD2	1:B:440:GLU:HB2	2.18	0.43
1:B:582:ILE:HD12	1:B:601:ILE:CG1	2.44	0.43
1:C:38:VAL:HG21	1:C:72:LEU:HD12	2.01	0.43
1:C:563:PHE:CE1	1:C:574:LEU:CD2	3.01	0.43
1:C:586:ARG:HH12	1:C:598:ASP:HA	1.82	0.43

Continued on next page...

Continued from previous page...

Atom-1	Atom-2	Interatomic distance (Å)	Clash overlap (Å)
1:A:233:ILE:CG1	1:A:235:VAL:HG23	2.48	0.43
1:A:433:GLU:HG2	1:A:437:ILE:HD13	2.00	0.43
1:C:147:ARG:HG2	1:C:148:LYS:H	1.81	0.43
1:A:95:ARG:HH22	1:A:196:GLU:CD	2.21	0.43
1:A:356:ALA:O	1:A:362:ARG:NH1	2.52	0.43
1:A:373:ASP:HA	1:A:377:ARG:NH1	2.33	0.43
1:A:515:LEU:HD21	1:A:623:THR:HG22	1.99	0.43
1:A:529:LYS:O	1:A:532:ALA:HB3	2.19	0.43
1:A:533:ASN:C	1:A:535:CYS:N	2.70	0.43
1:A:625:ARG:HD3	1:A:625:ARG:HA	1.74	0.43
1:A:648:PRO:HG3	1:A:683:SER:HA	2.00	0.43
1:B:329:LEU:HD23	1:B:357:LEU:HD23	2.01	0.43
1:B:524:LYS:NZ	1:B:622:ALA:HB1	2.33	0.43
1:C:118:PRO:HB3	1:C:163:PHE:CE1	2.54	0.43
1:C:214:ALA:O	1:C:218:GLU:HG2	2.18	0.43
1:C:512:LYS:HB2	1:C:638:ARG:O	2.19	0.43
1:C:518:GLY:C	1:C:755:TYR:CE2	2.91	0.43
1:C:562:ILE:C	1:C:564:ASP:N	2.70	0.43
1:A:110:TYR:CD1	1:A:110:TYR:N	2.81	0.43
1:A:143:TYR:HE1	1:A:178:PRO:HD2	1.84	0.43
1:A:215:GLN:O	1:A:219:MET:HG3	2.19	0.43
1:B:197:SER:C	1:B:199:ASN:H	2.21	0.43
1:B:573:VAL:O	1:B:573:VAL:HG23	2.19	0.43
1:B:653:ARG:HG2	1:B:687:LEU:HD11	2.00	0.43
1:C:63:LYS:O	1:C:64:ARG:C	2.56	0.43
1:C:407:VAL:HG23	1:C:410:ASP:H	1.83	0.43
1:C:582:ILE:HD13	1:C:600:VAL:HB	2.01	0.43
1:A:89:ARG:CZ	1:A:96:LEU:HD21	2.48	0.43
1:B:407:VAL:HG23	1:B:410:ASP:H	1.84	0.43
1:B:582:ILE:HG21	1:B:598:ASP:CG	2.39	0.43
1:C:155:ARG:HE	1:C:386:LYS:HZ2	1.67	0.43
1:C:648:PRO:CD	1:C:683:SER:HA	2.49	0.43
1:A:445:LEU:C	1:A:445:LEU:CD2	2.88	0.43
1:A:519:PRO:N	1:A:755:TYR:CE2	2.86	0.43
1:A:562:ILE:C	1:A:564:ASP:H	2.22	0.43
1:B:110:TYR:CD1	1:B:110:TYR:N	2.81	0.43
1:B:649:ASP:N	1:B:652:SER:HB2	2.34	0.43
1:B:728:VAL:O	1:B:728:VAL:HG12	2.19	0.43
1:C:95:ARG:HH22	1:C:196:GLU:CD	2.21	0.43
1:C:405:GLY:O	1:C:464:LEU:O	2.37	0.43
1:C:523:GLY:O	1:C:526:LEU:N	2.51	0.43

Continued on next page...

Continued from previous page...

Atom-1	Atom-2	Interatomic distance (Å)	Clash overlap (Å)
1:C:542:ILE:HD12	1:C:542:ILE:N	2.34	0.43
1:A:512:LYS:HB3	1:A:512:LYS:HE2	1.83	0.43
1:A:655:ALA:O	1:A:659:ALA:N	2.52	0.43
1:B:206:ILE:CD1	1:B:213:LEU:CD1	2.94	0.43
1:B:373:ASP:HA	1:B:377:ARG:NH1	2.33	0.43
1:B:491:GLU:CA	1:B:495:TYR:HE2	2.21	0.43
1:C:356:ALA:O	1:C:362:ARG:NH1	2.51	0.43
1:C:377:ARG:HD2	1:C:403:THR:OG1	2.19	0.43
1:C:673:GLU:O	1:C:676:ALA:HB3	2.18	0.43
1:A:177:ALA:C	1:A:179:ASP:N	2.71	0.42
1:A:506:PHE:CZ	1:B:698:ALA:HB1	2.54	0.42
1:A:758:PHE:C	1:A:762:LEU:HG	2.38	0.42
1:B:135:LEU:N	1:B:135:LEU:CD2	2.81	0.42
1:B:138:TYR:CZ	1:B:144:ARG:HD3	2.55	0.42
1:B:220:VAL:CG1	1:B:342:ILE:HD13	2.49	0.42
1:B:244:TYR:CD1	1:B:350:PRO:HG3	2.54	0.42
1:C:93:ARG:HH22	1:C:195:GLU:HG2	1.83	0.42
1:C:309:ILE:O	1:C:311:PRO:HD2	2.18	0.42
1:C:625:ARG:HA	1:C:625:ARG:HD3	1.64	0.42
1:B:248:GLY:C	1:B:250:GLY:N	2.72	0.42
1:B:328:LEU:O	1:B:329:LEU:C	2.57	0.42
1:B:487:ARG:HB3	1:B:487:ARG:CZ	2.49	0.42
1:B:737:GLU:C	1:B:739:ALA:H	2.22	0.42
1:C:164:LYS:HB3	1:C:189:ILE:HD11	2.01	0.42
1:C:328:LEU:O	1:C:329:LEU:C	2.56	0.42
1:C:353:ILE:CG2	1:C:354:ASP:H	2.18	0.42
1:C:567:ARG:HG3	1:C:615:LYS:CE	2.32	0.42
1:C:596:ALA:CB	1:C:630:ASP:HA	2.48	0.42
1:A:357:LEU:HB3	1:A:363:PHE:CD2	2.47	0.42
1:A:673:GLU:O	1:A:676:ALA:HB3	2.19	0.42
1:B:184:CYS:C	1:B:186:GLY:N	2.72	0.42
1:B:275:MET:HG2	1:B:309:ILE:HD11	2.01	0.42
1:B:508:MET:SD	1:C:695:CYS:HB2	2.60	0.42
1:B:667:ALA:HB3	1:B:670:VAL:HG23	2.00	0.42
1:B:669:ASP:HB2	1:B:733:ARG:HH12	1.84	0.42
2:B:900:ADP:PB	3:B:915:AF3:F1	2.68	0.42
1:C:177:ALA:C	1:C:179:ASP:N	2.71	0.42
1:C:303:ILE:HD11	1:C:345:ALA:HB2	2.01	0.42
1:C:414:LEU:HD12	1:C:455:ALA:HB1	2.01	0.42
1:C:579:LEU:C	1:C:579:LEU:CD2	2.88	0.42
1:C:657:LEU:C	1:C:659:ALA:N	2.70	0.42

Continued on next page...

Continued from previous page...

Atom-1	Atom-2	Interatomic distance (Å)	Clash overlap (Å)
1:A:155:ARG:NE	1:A:386:LYS:NZ	2.66	0.42
1:A:737:GLU:C	1:A:739:ALA:H	2.23	0.42
1:B:504:LEU:N	1:B:504:LEU:HD12	2.35	0.42
1:C:483:GLU:OE1	1:C:486:LYS:HD2	2.20	0.42
1:A:329:LEU:HD23	1:A:357:LEU:CD2	2.50	0.42
1:A:518:GLY:C	1:A:755:TYR:CE2	2.93	0.42
1:A:526:LEU:O	1:A:530:ALA:HB2	2.19	0.42
1:A:632:ALA:HA	1:A:635:ARG:CG	2.47	0.42
1:B:169:ASP:HB3	1:B:170:PRO:CD	2.31	0.42
1:B:303:ILE:HD11	1:B:345:ALA:HB2	2.01	0.42
1:C:215:GLN:O	1:C:219:MET:HG3	2.19	0.42
1:A:243:LEU:HD23	1:A:369:ILE:HD11	2.01	0.42
1:B:123:VAL:O	1:B:126:ILE:HG12	2.19	0.42
1:B:673:GLU:O	1:B:676:ALA:HB3	2.18	0.42
1:C:123:VAL:O	1:C:126:ILE:HG12	2.20	0.42
1:C:503:PHE:CZ	1:C:510:PRO:HG3	2.55	0.42
1:C:649:ASP:OD2	1:C:651:LYS:HB2	2.20	0.42
1:A:136:LYS:HB3	1:A:137:PRO:CD	2.40	0.42
1:A:206:ILE:CD1	1:A:213:LEU:CD1	2.94	0.42
1:A:360:PHE:CD1	1:A:360:PHE:N	2.87	0.42
1:A:661:LEU:O	1:A:664:SER:HB2	2.19	0.42
1:B:38:VAL:HG21	1:B:72:LEU:HD12	2.01	0.42
1:B:256:ARG:HH11	1:B:256:ARG:HG3	1.85	0.42
1:C:114:ILE:CD1	1:C:176:VAL:HG22	2.48	0.42
1:C:135:LEU:N	1:C:135:LEU:CD2	2.82	0.42
1:C:240:GLY:HA3	1:C:363:PHE:HA	2.01	0.42
1:C:256:ARG:HH11	1:C:256:ARG:HG3	1.84	0.42
1:C:436:THR:OG1	1:C:437:ILE:N	2.52	0.42
1:C:464:LEU:HD11	1:C:466:GLU:HB2	1.93	0.42
1:B:35:ASP:HB3	1:B:38:VAL:CG1	2.49	0.42
1:B:318:GLY:O	1:B:322:ARG:HG3	2.20	0.42
1:B:377:ARG:HD2	1:B:403:THR:OG1	2.19	0.42
1:B:414:LEU:HD12	1:B:455:ALA:HB1	2.00	0.42
1:B:542:ILE:N	1:B:542:ILE:HD12	2.35	0.42
1:B:562:ILE:C	1:B:564:ASP:H	2.21	0.42
1:B:665:PRO:HG2	1:B:731:ILE:HD12	2.01	0.42
1:C:86:ARG:NH2	1:C:202:GLY:HA3	2.35	0.42
1:C:210:ARG:HH22	1:C:375:THR:HG22	1.85	0.42
1:A:520:PRO:HG3	1:A:624:ASN:HB2	2.01	0.42
1:B:497:VAL:HG13	1:B:498:GLU:N	2.35	0.42
1:B:524:LYS:HB2	3:B:915:AF3:F3	2.10	0.42

Continued on next page...

Continued from previous page...

Atom-1	Atom-2	Interatomic distance (Å)	Clash overlap (Å)
1:C:254:ILE:H	1:C:254:ILE:HG13	1.52	0.42
1:C:419:ALA:O	1:C:423:ILE:HG13	2.19	0.42
1:C:438:ASP:OD2	1:C:440:GLU:HB2	2.20	0.42
1:C:580:ASP:OD2	1:C:625:ARG:HB2	2.20	0.42
1:A:152:PHE:HD1	1:A:152:PHE:H	1.66	0.42
1:A:311:PRO:O	1:A:313:ARG:N	2.53	0.42
1:A:751:ASP:O	1:A:752:ILE:C	2.56	0.42
1:B:519:PRO:HA	1:B:520:PRO:HD3	1.93	0.42
1:B:737:GLU:C	1:B:739:ALA:N	2.74	0.42
1:C:138:TYR:CZ	1:C:144:ARG:HD3	2.55	0.42
1:C:248:GLY:C	1:C:250:GLY:N	2.72	0.42
1:C:360:PHE:CD1	1:C:360:PHE:N	2.88	0.42
1:C:427:MET:HG3	1:C:432:LEU:HB2	2.02	0.42
1:C:493:VAL:HG21	1:C:531:ILE:HD11	2.01	0.42
1:A:419:ALA:O	1:A:423:ILE:HG13	2.20	0.41
1:B:226:HIS:C	1:B:228:ALA:N	2.73	0.41
1:B:243:LEU:HD23	1:B:369:ILE:HD11	2.00	0.41
1:B:253:LEU:HD12	2:B:807:ADP:H2'	2.02	0.41
1:B:445:LEU:C	1:B:445:LEU:CD2	2.88	0.41
1:B:612:SER:HB3	1:B:615:LYS:CB	2.46	0.41
1:C:32:ILE:HG12	1:C:83:ARG:CD	2.45	0.41
1:C:48:GLU:CB	1:C:49:LEU:HD12	2.50	0.41
1:C:147:ARG:CG	1:C:148:LYS:H	2.32	0.41
1:C:335:LEU:HD11	1:C:343:VAL:HG21	2.02	0.41
1:C:664:SER:HA	1:C:665:PRO:HD3	1.79	0.41
1:A:235:VAL:HG12	1:A:236:LYS:N	2.35	0.41
1:A:303:ILE:HD12	1:A:306:LEU:HD13	2.02	0.41
1:A:329:LEU:HD23	1:A:357:LEU:HD23	2.02	0.41
1:A:697:LEU:HD13	1:A:697:LEU:C	2.41	0.41
1:A:741:ARG:HA	1:A:741:ARG:NE	2.31	0.41
1:B:35:ASP:HB3	1:B:38:VAL:HG12	2.02	0.41
1:B:114:ILE:CD1	1:B:176:VAL:HG22	2.49	0.41
1:B:152:PHE:H	1:B:152:PHE:HD1	1.67	0.41
1:B:751:ASP:O	1:B:752:ILE:C	2.57	0.41
1:C:252:THR:HA	1:C:302:PHE:CE2	2.55	0.41
1:C:430:ILE:HG22	1:C:430:ILE:O	2.19	0.41
1:A:35:ASP:HB3	1:A:38:VAL:CG1	2.49	0.41
1:A:248:GLY:C	1:A:250:GLY:N	2.73	0.41
1:A:359:ARG:NH1	2:B:807:ADP:O3B	2.53	0.41
1:A:427:MET:HE3	1:A:441:VAL:HG11	2.01	0.41
1:A:633:ILE:HG21	1:A:639:LEU:HD12	1.96	0.41

Continued on next page...

Continued from previous page...

Atom-1	Atom-2	Interatomic distance (Å)	Clash overlap (Å)
1:A:653:ARG:O	1:A:657:LEU:HG	2.19	0.41
1:A:659:ALA:HA	1:A:662:ARG:HG3	2.02	0.41
1:B:209:CYS:HA	1:B:212:GLN:HG2	2.02	0.41
1:C:113:ARG:HG3	1:C:169:ASP:HB2	2.02	0.41
1:C:612:SER:HB3	1:C:615:LYS:CB	2.46	0.41
1:C:737:GLU:C	1:C:739:ALA:H	2.22	0.41
1:A:244:TYR:CD1	1:A:350:PRO:HG3	2.55	0.41
1:A:502:LYS:NZ	1:B:706:GLU:OE1	2.53	0.41
1:A:506:PHE:CD2	1:B:699:ILE:CG1	2.95	0.41
1:B:215:GLN:O	1:B:219:MET:HG3	2.20	0.41
1:B:665:PRO:HG2	1:B:731:ILE:CD1	2.51	0.41
1:B:697:LEU:HD13	1:B:697:LEU:C	2.40	0.41
1:C:192:GLU:HB2	1:C:195:GLU:OE1	2.20	0.41
1:C:220:VAL:CG1	1:C:342:ILE:HD13	2.50	0.41
1:C:489:LEU:HD22	1:C:531:ILE:HG12	2.01	0.41
1:A:335:LEU:HD11	1:A:343:VAL:HG21	2.02	0.41
1:A:414:LEU:HD11	1:A:456:LEU:HD23	2.02	0.41
1:A:514:VAL:CG1	1:A:515:LEU:N	2.83	0.41
1:B:113:ARG:HG3	1:B:169:ASP:HB2	2.03	0.41
1:B:360:PHE:CD1	1:B:360:PHE:N	2.87	0.41
1:B:360:PHE:HE2	1:C:410:ASP:OD1	2.03	0.41
1:B:567:ARG:HG3	1:B:615:LYS:HE2	2.02	0.41
1:C:32:ILE:O	1:C:32:ILE:HG22	2.20	0.41
1:C:329:LEU:HD23	1:C:357:LEU:HD23	2.02	0.41
1:A:414:LEU:HD12	1:A:455:ALA:HB1	2.01	0.41
1:A:489:LEU:CD2	1:A:531:ILE:HD13	2.40	0.41
1:B:197:SER:C	1:B:199:ASN:N	2.74	0.41
1:B:580:ASP:C	1:B:582:ILE:N	2.73	0.41
1:B:741:ARG:HA	1:B:741:ARG:NE	2.30	0.41
1:C:92:LEU:O	1:C:94:VAL:HG13	2.20	0.41
1:C:586:ARG:HH11	1:C:598:ASP:HB2	1.84	0.41
1:C:648:PRO:HD3	1:C:683:SER:HA	2.02	0.41
1:A:209:CYS:HA	1:A:212:GLN:HG2	2.02	0.41
1:A:226:HIS:C	1:A:228:ALA:N	2.73	0.41
1:A:427:MET:HA	1:A:431:ASP:HB2	2.02	0.41
1:B:243:LEU:HB3	1:B:369:ILE:CD1	2.51	0.41
1:B:319:GLU:OE2	1:B:323:ARG:NH2	2.54	0.41
1:B:515:LEU:HD23	1:B:516:PHE:O	2.20	0.41
1:B:566:ALA:O	1:B:569:ALA:C	2.59	0.41
1:C:209:CYS:HA	1:C:212:GLN:HG2	2.03	0.41
1:C:233:ILE:CG1	1:C:235:VAL:HG23	2.50	0.41

Continued on next page...

Continued from previous page...

Atom-1	Atom-2	Interatomic distance (Å)	Clash overlap (Å)
1:C:408:GLY:HA3	2:C:807:ADP:C8	2.56	0.41
1:C:427:MET:SD	1:C:433:GLU:CG	3.09	0.41
1:C:564:ASP:C	1:C:566:ALA:H	2.22	0.41
1:C:730:GLU:N	1:C:730:GLU:CD	2.74	0.41
1:A:114:ILE:HD13	1:A:146:ILE:CD1	2.51	0.41
1:A:542:ILE:HD12	1:A:542:ILE:N	2.36	0.41
1:A:699:ILE:O	1:A:702:SER:HB3	2.21	0.41
1:B:89:ARG:HH21	1:B:96:LEU:HD21	1.85	0.41
1:B:479:ILE:HG21	1:B:486:LYS:HE2	2.03	0.41
1:B:506:PHE:HE2	1:C:699:ILE:HG12	1.83	0.41
1:B:515:LEU:HA	1:B:621:GLY:O	2.21	0.41
1:C:596:ALA:HB1	1:C:630:ASP:CA	2.50	0.41
1:C:613:THR:HG23	1:C:614:LYS:H	1.86	0.41
1:C:741:ARG:HA	1:C:741:ARG:NE	2.30	0.41
1:A:51:LEU:CD2	1:A:104:PRO:HB3	2.50	0.41
1:A:84:MET:HB2	1:A:88:VAL:HB	2.02	0.41
1:A:503:PHE:CD1	1:B:699:ILE:HD13	2.55	0.41
1:A:521:GLY:CA	1:A:685:ALA:HB2	2.50	0.41
1:A:642:LEU:N	1:A:642:LEU:CD2	2.84	0.41
1:A:682:PHE:CE2	1:A:744:ARG:O	2.74	0.41
1:A:737:GLU:C	1:A:739:ALA:N	2.74	0.41
1:B:22:ARG:HG3	1:B:22:ARG:HH11	1.85	0.41
1:B:23:PRO:O	1:B:49:LEU:HD21	2.20	0.41
1:B:32:ILE:O	1:B:32:ILE:HG22	2.21	0.41
1:B:89:ARG:CZ	1:B:96:LEU:HD21	2.51	0.41
1:B:153:LEU:HD13	1:B:162:GLU:CG	2.51	0.41
1:B:201:VAL:CG1	1:B:202:GLY:N	2.82	0.41
1:B:235:VAL:HG12	1:B:236:LYS:N	2.35	0.41
1:B:244:TYR:CE2	1:B:350:PRO:HG3	2.56	0.41
1:B:540:ILE:CD1	1:B:566:ALA:HB2	2.43	0.41
1:C:43:GLN:HB3	1:C:44:PRO:CD	2.51	0.41
1:C:65:ARG:NH1	1:C:93:ARG:NH1	2.69	0.41
1:C:244:TYR:CD1	1:C:350:PRO:HG3	2.54	0.41
1:C:559:VAL:HG13	1:C:563:PHE:HE2	1.86	0.41
1:A:287:ARG:HD2	1:A:287:ARG:HA	1.88	0.41
1:B:143:TYR:CE1	1:B:178:PRO:HD2	2.55	0.41
1:C:244:TYR:CE2	1:C:350:PRO:HG3	2.56	0.41
1:C:312:LYS:HG2	1:C:312:LYS:O	2.21	0.41
1:C:693:ARG:NE	1:C:742:PHE:HB2	2.36	0.41
1:A:135:LEU:N	1:A:135:LEU:CD2	2.84	0.40
1:A:197:SER:C	1:A:199:ASN:N	2.74	0.40

Continued on next page...

Continued from previous page...

Atom-1	Atom-2	Interatomic distance (Å)	Clash overlap (Å)
1:A:440:GLU:O	1:A:441:VAL:C	2.60	0.40
1:B:89:ARG:HG3	1:B:94:VAL:O	2.21	0.40
1:B:92:LEU:CB	1:B:94:VAL:HG22	2.49	0.40
1:B:225:ARG:HD3	1:B:262:THR:HG22	2.03	0.40
1:B:649:ASP:OD1	1:B:652:SER:OG	2.38	0.40
1:C:119:ILE:HG13	1:C:162:GLU:O	2.21	0.40
1:C:197:SER:C	1:C:199:ASN:N	2.74	0.40
1:C:329:LEU:HD23	1:C:357:LEU:CD2	2.50	0.40
1:C:514:VAL:CG1	1:C:515:LEU:N	2.84	0.40
1:C:651:LYS:O	1:C:652:SER:C	2.59	0.40
1:C:737:GLU:C	1:C:739:ALA:N	2.74	0.40
1:A:32:ILE:HG12	1:A:83:ARG:CD	2.47	0.40
1:A:95:ARG:HG3	1:A:225:ARG:HH12	1.86	0.40
1:A:283:GLU:O	1:A:327:GLN:NE2	2.51	0.40
1:A:290:PHE:CD1	1:A:301:ILE:HD12	2.55	0.40
1:A:348:ASN:N	1:A:348:ASN:HD22	2.18	0.40
1:A:487:ARG:HB2	1:A:487:ARG:HH11	1.86	0.40
1:A:556:GLU:OE2	1:A:599:ARG:NH1	2.53	0.40
1:B:38:VAL:HG22	1:B:39:VAL:N	2.37	0.40
1:B:517:TYR:C	1:B:524:LYS:HD3	2.42	0.40
1:B:653:ARG:O	1:B:657:LEU:HG	2.20	0.40
1:B:660:ASN:ND2	1:B:688:THR:OG1	2.54	0.40
1:C:152:PHE:H	1:C:152:PHE:HD1	1.68	0.40
1:C:243:LEU:HB3	1:C:369:ILE:CD1	2.51	0.40
1:C:653:ARG:NE	1:C:679:THR:O	2.54	0.40
1:A:221:GLU:O	1:A:225:ARG:CB	2.62	0.40
1:A:385:THR:HB	1:A:390:LEU:HD11	2.04	0.40
1:A:476:TRP:NE1	1:A:534:GLU:HB2	2.35	0.40
1:A:645:ILE:HA	1:A:646:PRO:HD2	1.88	0.40
1:B:43:GLN:HB3	1:B:44:PRO:CD	2.51	0.40
1:B:119:ILE:HG13	1:B:162:GLU:O	2.21	0.40
1:B:126:ILE:HG23	1:B:159:ARG:CZ	2.51	0.40
1:B:335:LEU:HD11	1:B:343:VAL:HG21	2.03	0.40
1:B:502:LYS:HZ3	1:C:703:ILE:HG12	1.75	0.40
1:B:518:GLY:C	1:B:755:TYR:CE2	2.95	0.40
1:C:92:LEU:CB	1:C:94:VAL:HG22	2.51	0.40
1:C:201:VAL:CG1	1:C:202:GLY:N	2.82	0.40
1:C:423:ILE:O	1:C:425:LYS:N	2.55	0.40
1:C:445:LEU:C	1:C:445:LEU:CD2	2.89	0.40
1:C:579:LEU:HD22	1:C:629:ILE:HD12	2.03	0.40
1:C:608:MET:SD	1:C:638:ARG:HB3	2.61	0.40

Continued on next page...

Continued from previous page...

Atom-1	Atom-2	Interatomic distance (Å)	Clash overlap (Å)
1:C:659:ALA:O	1:C:662:ARG:HG3	2.21	0.40
1:A:225:ARG:HD3	1:A:262:THR:HG22	2.04	0.40
1:A:259:ALA:CB	1:A:300:ILE:HD12	2.52	0.40
1:B:136:LYS:HB3	1:B:137:PRO:CD	2.37	0.40
1:B:239:ARG:HD2	1:B:335:LEU:CB	2.51	0.40
1:B:642:LEU:N	1:B:642:LEU:CD2	2.84	0.40
1:B:657:LEU:HB2	1:B:672:LEU:HD13	2.03	0.40
1:C:256:ARG:HH22	1:C:268:LEU:HD22	1.87	0.40
1:C:702:SER:O	1:C:706:GLU:HG3	2.20	0.40
1:A:133:VAL:HG13	1:A:443:ASN:HD22	1.86	0.40
1:A:145:PRO:HA	1:A:175:ILE:HA	2.02	0.40
1:A:244:TYR:CE2	1:A:350:PRO:HG3	2.57	0.40
1:A:248:GLY:O	1:A:409:ALA:HB2	2.21	0.40
1:A:282:SER:HB2	1:A:283:GLU:OE1	2.22	0.40
1:A:313:ARG:O	1:A:316:THR:HG22	2.22	0.40
1:A:377:ARG:HD2	1:A:403:THR:OG1	2.21	0.40
1:A:476:TRP:HE1	1:A:534:GLU:CB	2.34	0.40
1:A:661:LEU:HD21	1:A:691:CYS:SG	2.62	0.40
1:B:32:ILE:HG12	1:B:83:ARG:CD	2.48	0.40
1:B:348:ASN:N	1:B:348:ASN:HD22	2.19	0.40
1:B:357:LEU:HB3	1:B:363:PHE:CD2	2.49	0.40
1:B:372:PRO:CD	1:B:407:VAL:HA	2.52	0.40
1:B:502:LYS:HD3	1:C:703:ILE:HG12	2.02	0.40
1:B:584:LYS:HZ1	1:B:625:ARG:CG	2.34	0.40
1:C:114:ILE:HD13	1:C:146:ILE:HD11	2.03	0.40
1:C:187:GLU:OE2	1:C:188:PRO:HD2	2.20	0.40
1:C:226:HIS:C	1:C:228:ALA:N	2.73	0.40
1:C:523:GLY:O	1:C:524:LYS:C	2.59	0.40
1:C:582:ILE:O	1:C:582:ILE:HG22	2.21	0.40

There are no symmetry-related clashes.

5.3 Torsion angles (i)

5.3.1 Protein backbone (i)

In the following table, the Percentiles column shows the percent Ramachandran outliers of the chain as a percentile score with respect to all X-ray entries followed by that with respect to entries of similar resolution.

The Analysed column shows the number of residues for which the backbone conformation was analysed, and the total number of residues.

Mol	Chain	Analysed	Favoured	Allowed	Outliers	Percentiles
1	A	711/806 (88%)	536 (75%)	155 (22%)	20 (3%)	5 33
1	B	719/806 (89%)	548 (76%)	148 (21%)	23 (3%)	4 30
1	C	719/806 (89%)	533 (74%)	163 (23%)	23 (3%)	4 30
All	All	2149/2418 (89%)	1617 (75%)	466 (22%)	66 (3%)	4 31

All (66) Ramachandran outliers are listed below:

Mol	Chain	Res	Type
1	A	360	PHE
1	B	360	PHE
1	C	360	PHE
1	A	185	GLU
1	A	353	ILE
1	B	185	GLU
1	B	353	ILE
1	C	185	GLU
1	C	353	ILE
1	A	30	GLU
1	A	98	ASP
1	A	313	ARG
1	A	508	MET
1	B	30	GLU
1	B	98	ASP
1	B	204	ASP
1	B	315	LYS
1	B	588	GLY
1	C	30	GLU
1	C	204	ASP
1	A	22	ARG
1	A	36	ASN
1	A	178	PRO
1	A	204	ASP
1	A	233	ILE
1	A	412	ALA
1	B	36	ASN
1	B	233	ILE
1	B	311	PRO
1	B	412	ALA
1	C	22	ARG
1	C	36	ASN
1	C	98	ASP
1	C	178	PRO

Continued on next page...

Continued from previous page...

Mol	Chain	Res	Type
1	C	233	ILE
1	C	412	ALA
1	C	431	ASP
1	C	522	CYS
1	C	597	ALA
1	C	647	LEU
1	A	338	ARG
1	B	178	PRO
1	B	338	ARG
1	B	462	SER
1	B	500	PRO
1	C	310	ALA
1	C	338	ARG
1	C	660	ASN
1	C	702	SER
1	A	510	PRO
1	B	22	ARG
1	B	310	ALA
1	C	123	VAL
1	A	123	VAL
1	B	123	VAL
1	B	188	PRO
1	B	729	PRO
1	C	460	ASN
1	A	188	PRO
1	A	399	VAL
1	A	460	ASN
1	B	460	ASN
1	C	399	VAL
1	B	399	VAL
1	C	188	PRO
1	A	310	ALA

5.3.2 Protein sidechains (i)

In the following table, the Percentiles column shows the percent sidechain outliers of the chain as a percentile score with respect to all X-ray entries followed by that with respect to entries of similar resolution.

The Analysed column shows the number of residues for which the sidechain conformation was analysed, and the total number of residues.

Mol	Chain	Analysed	Rotameric	Outliers	Percentiles	
1	A	612/678 (90%)	605 (99%)	7 (1%)	73	85
1	B	615/678 (91%)	610 (99%)	5 (1%)	81	89
1	C	615/678 (91%)	609 (99%)	6 (1%)	76	86
All	All	1842/2034 (91%)	1824 (99%)	18 (1%)	76	86

All (18) residues with a non-rotameric sidechain are listed below:

Mol	Chain	Res	Type
1	A	173	TYR
1	A	183	HIS
1	A	283	GLU
1	A	432	LEU
1	A	437	ILE
1	A	473	GLN
1	A	556	GLU
1	B	173	TYR
1	B	183	HIS
1	B	283	GLU
1	B	473	GLN
1	B	556	GLU
1	C	173	TYR
1	C	283	GLU
1	C	434	ASP
1	C	473	GLN
1	C	556	GLU
1	C	649	ASP

Sometimes sidechains can be flipped to improve hydrogen bonding and reduce clashes. All (42) such sidechains are listed below:

Mol	Chain	Res	Type
1	A	90	ASN
1	A	103	GLN
1	A	260	ASN
1	A	285	ASN
1	A	317	HIS
1	A	327	GLN
1	A	348	ASN
1	A	401	ASN
1	A	443	ASN
1	A	458	GLN
1	A	490	GLN

Continued on next page...

Continued from previous page...

Mol	Chain	Res	Type
1	A	494	GLN
1	A	499	HIS
1	A	533	ASN
1	A	641	GLN
1	A	660	ASN
1	B	90	ASN
1	B	103	GLN
1	B	260	ASN
1	B	285	ASN
1	B	327	GLN
1	B	348	ASN
1	B	401	ASN
1	B	458	GLN
1	B	460	ASN
1	B	490	GLN
1	B	533	ASN
1	B	641	GLN
1	B	660	ASN
1	C	90	ASN
1	C	103	GLN
1	C	260	ASN
1	C	285	ASN
1	C	317	HIS
1	C	327	GLN
1	C	348	ASN
1	C	401	ASN
1	C	458	GLN
1	C	490	GLN
1	C	533	ASN
1	C	660	ASN
1	C	763	GLN

5.3.3 RNA (i)

There are no RNA molecules in this entry.

5.4 Non-standard residues in protein, DNA, RNA chains (i)

There are no non-standard protein/DNA/RNA residues in this entry.

5.5 Carbohydrates (i)

There are no monosaccharides in this entry.

5.6 Ligand geometry (i)

9 ligands are modelled in this entry.

In the following table, the Counts columns list the number of bonds (or angles) for which Mogul statistics could be retrieved, the number of bonds (or angles) that are observed in the model and the number of bonds (or angles) that are defined in the Chemical Component Dictionary. The Link column lists molecule types, if any, to which the group is linked. The Z score for a bond length (or angle) is the number of standard deviations the observed value is removed from the expected value. A bond length (or angle) with $|Z| > 2$ is considered an outlier worth inspection. RMSZ is the root-mean-square of all Z scores of the bond lengths (or angles).

Mol	Type	Chain	Res	Link	Bond lengths			Bond angles		
					Counts	RMSZ	$\#\|Z\| > 2$	Counts	RMSZ	$\#\|Z\| > 2$
2	ADP	A	900	-	24,29,29	1.42	4 (16%)	29,45,45	1.76	4 (13%)
2	ADP	A	807	-	24,29,29	1.63	5 (20%)	29,45,45	1.64	1 (3%)
2	ADP	C	900	-	24,29,29	1.44	4 (16%)	29,45,45	1.78	3 (10%)
3	AF3	B	915	-	0,3,3	-	-	-		
2	ADP	B	900	-	24,29,29	1.50	5 (20%)	29,45,45	1.73	2 (6%)
2	ADP	C	807	-	24,29,29	1.65	5 (20%)	29,45,45	1.74	2 (6%)
2	ADP	B	807	-	24,29,29	1.76	6 (25%)	29,45,45	1.65	2 (6%)
3	AF3	A	915	-	0,3,3	-	-	-		
3	AF3	C	915	-	0,3,3	-	-	-		

In the following table, the Chirals column lists the number of chiral outliers, the number of chiral centers analysed, the number of these observed in the model and the number defined in the Chemical Component Dictionary. Similar counts are reported in the Torsion and Rings columns. '-' means no outliers of that kind were identified.

Mol	Type	Chain	Res	Link	Chirals	Torsions	Rings
2	ADP	A	900	-	-	5/12/32/32	0/3/3/3
2	ADP	A	807	-	-	5/12/32/32	0/3/3/3
2	ADP	C	900	-	-	5/12/32/32	0/3/3/3
2	ADP	B	900	-	-	4/12/32/32	0/3/3/3
2	ADP	C	807	-	-	5/12/32/32	0/3/3/3
2	ADP	B	807	-	-	5/12/32/32	0/3/3/3

All (29) bond length outliers are listed below:

Mol	Chain	Res	Type	Atoms	Z	Observed(Å)	Ideal(Å)
2	B	807	ADP	PA-O3A	-5.06	1.54	1.59
2	C	807	ADP	PA-O3A	-4.33	1.54	1.59
2	A	807	ADP	PA-O3A	-3.72	1.55	1.59
2	C	807	ADP	C5-N7	-3.22	1.28	1.39
2	C	900	ADP	C5-N7	-3.18	1.28	1.39
2	A	807	ADP	C2-N3	3.17	1.37	1.32
2	A	900	ADP	C5-N7	-3.12	1.28	1.39
2	B	807	ADP	C5-N7	-3.05	1.28	1.39
2	B	807	ADP	C2-N3	2.99	1.36	1.32
2	B	900	ADP	C2-N3	2.94	1.36	1.32
2	A	807	ADP	C5-N7	-2.94	1.29	1.39
2	B	900	ADP	C5-N7	-2.84	1.29	1.39
2	B	900	ADP	PA-O3A	-2.75	1.56	1.59
2	B	900	ADP	O4'-C1'	2.64	1.44	1.40
2	A	900	ADP	O4'-C1'	2.59	1.44	1.40
2	A	900	ADP	PA-O3A	-2.54	1.56	1.59
2	C	900	ADP	O4'-C1'	2.47	1.44	1.40
2	C	807	ADP	O4'-C1'	2.39	1.44	1.40
2	B	807	ADP	O4'-C1'	2.28	1.43	1.40
2	C	900	ADP	C2-N3	2.25	1.35	1.32
2	C	900	ADP	PA-O2A	-2.23	1.45	1.55
2	A	807	ADP	O4'-C1'	2.22	1.43	1.40
2	C	807	ADP	C8-N7	-2.22	1.30	1.34
2	A	807	ADP	PA-O2A	-2.18	1.45	1.55
2	B	807	ADP	PA-O2A	-2.16	1.45	1.55
2	C	807	ADP	PA-O2A	-2.12	1.45	1.55
2	B	900	ADP	PA-O2A	-2.08	1.45	1.55
2	A	900	ADP	PA-O2A	-2.02	1.46	1.55
2	B	807	ADP	PB-O3B	-2.01	1.47	1.54

All (14) bond angle outliers are listed below:

Mol	Chain	Res	Type	Atoms	Z	Observed(^{o})	Ideal(^{o})
2	C	807	ADP	N3-C2-N1	-8.17	117.58	128.67
2	B	900	ADP	N3-C2-N1	-7.77	118.13	128.67
2	C	900	ADP	N3-C2-N1	-7.67	118.26	128.67
2	A	807	ADP	N3-C2-N1	-7.56	118.41	128.67
2	B	807	ADP	N3-C2-N1	-7.39	118.64	128.67
2	A	900	ADP	N3-C2-N1	-7.22	118.87	128.67
2	A	900	ADP	O4'-C4'-C5'	-2.90	100.05	109.33
2	A	900	ADP	O4'-C1'-N9	-2.60	105.30	108.75
2	A	900	ADP	C4'-O4'-C1'	2.55	112.26	109.92
2	C	900	ADP	C4'-O4'-C1'	2.51	112.23	109.92

Continued on next page...

Continued from previous page...

Mol	Chain	Res	Type	Atoms	Z	Observed(^{o})	Ideal(^{o})
2	B	900	ADP	C4'-O4'-C1'	2.31	112.04	109.92
2	B	807	ADP	C4'-O4'-C1'	2.27	112.01	109.92
2	C	807	ADP	C4'-O4'-C1'	2.27	112.00	109.92
2	C	900	ADP	O4'-C1'-N9	-2.01	106.08	108.75

There are no chirality outliers.

All (29) torsion outliers are listed below:

Mol	Chain	Res	Type	Atoms
2	A	807	ADP	C5'-O5'-PA-O1A
2	A	807	ADP	C5'-O5'-PA-O2A
2	A	807	ADP	C5'-O5'-PA-O3A
2	A	900	ADP	C5'-O5'-PA-O1A
2	A	900	ADP	C5'-O5'-PA-O2A
2	A	900	ADP	C5'-O5'-PA-O3A
2	B	807	ADP	C5'-O5'-PA-O1A
2	B	807	ADP	C5'-O5'-PA-O2A
2	B	807	ADP	C5'-O5'-PA-O3A
2	B	900	ADP	C5'-O5'-PA-O1A
2	B	900	ADP	C5'-O5'-PA-O2A
2	B	900	ADP	C5'-O5'-PA-O3A
2	C	807	ADP	C5'-O5'-PA-O1A
2	C	807	ADP	C5'-O5'-PA-O2A
2	C	807	ADP	C5'-O5'-PA-O3A
2	C	900	ADP	C5'-O5'-PA-O1A
2	C	900	ADP	C5'-O5'-PA-O2A
2	C	900	ADP	C5'-O5'-PA-O3A
2	A	900	ADP	O4'-C4'-C5'-O5'
2	A	807	ADP	O4'-C4'-C5'-O5'
2	A	900	ADP	C3'-C4'-C5'-O5'
2	A	807	ADP	PA-O3A-PB-O2B
2	C	807	ADP	PA-O3A-PB-O2B
2	C	900	ADP	C3'-C4'-C5'-O5'
2	B	807	ADP	O4'-C4'-C5'-O5'
2	B	807	ADP	PA-O3A-PB-O2B
2	C	807	ADP	O4'-C4'-C5'-O5'
2	C	900	ADP	O4'-C4'-C5'-O5'
2	B	900	ADP	PB-O3A-PA-O2A

There are no ring outliers.

9 monomers are involved in 39 short contacts:

Mol	Chain	Res	Type	Clashes	Symm-Clashes
2	A	900	ADP	4	0
2	A	807	ADP	4	0
2	C	900	ADP	4	0
3	B	915	AF3	9	0
2	B	900	ADP	8	0
2	C	807	ADP	7	0
2	B	807	ADP	6	0
3	A	915	AF3	2	0
3	C	915	AF3	2	0

The following is a two-dimensional graphical depiction of Mogul quality analysis of bond lengths, bond angles, torsion angles, and ring geometry for all instances of the Ligand of Interest. In addition, ligands with molecular weight > 250 and outliers as shown on the validation Tables will also be included. For torsion angles, if less then 5% of the Mogul distribution of torsion angles is within 10 degrees of the torsion angle in question, then that torsion angle is considered an outlier. Any bond that is central to one or more torsion angles identified as an outlier by Mogul will be highlighted in the graph. For rings, the root-mean-square deviation (RMSD) between the ring in question and similar rings identified by Mogul is calculated over all ring torsion angles. If the average RMSD is greater than 60 degrees and the minimal RMSD between the ring in question and any Mogul-identified rings is also greater than 60 degrees, then that ring is considered an outlier. The outliers are highlighted in purple. The color gray indicates Mogul did not find sufficient equivalents in the CSD to analyse the geometry.

Ligand ADP A 900

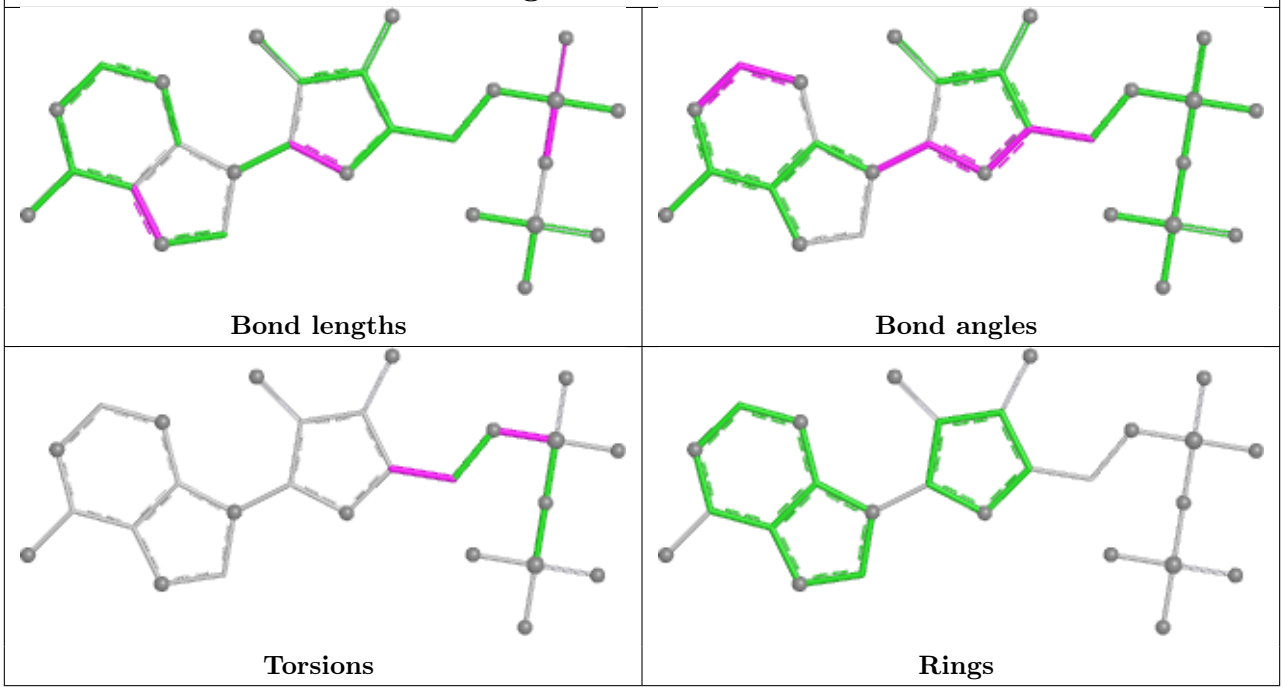

Ligand ADP A 807

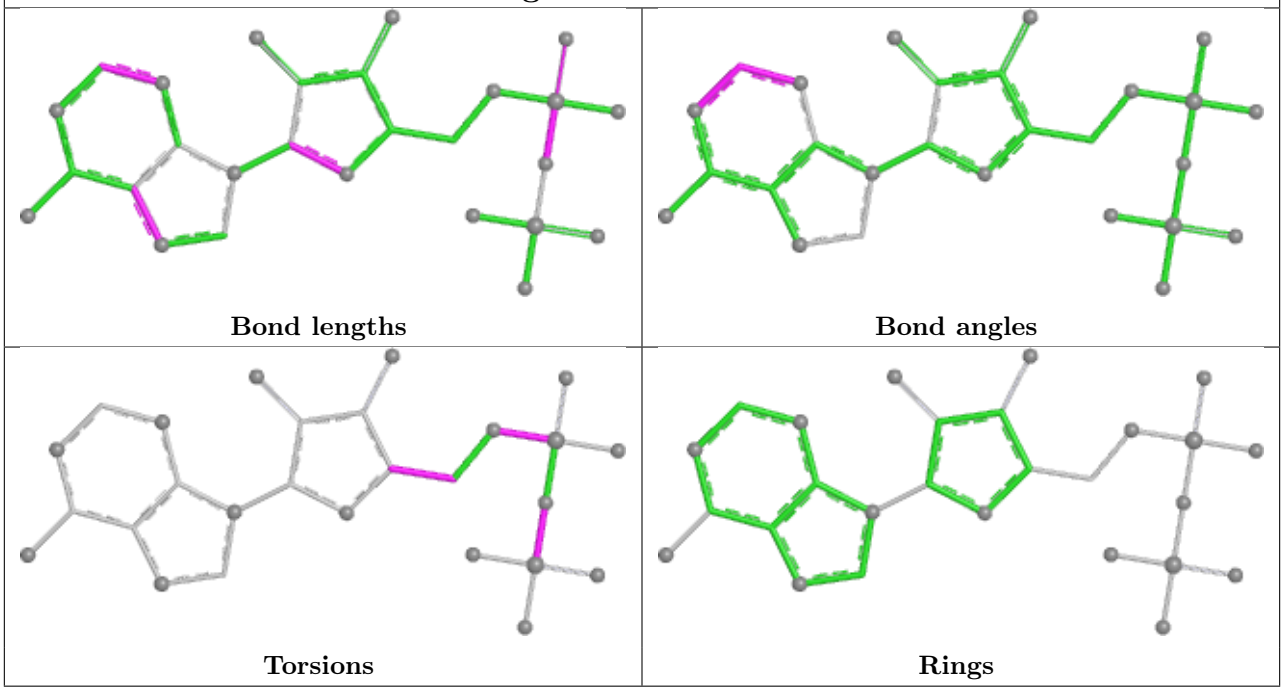

Ligand ADP C 900

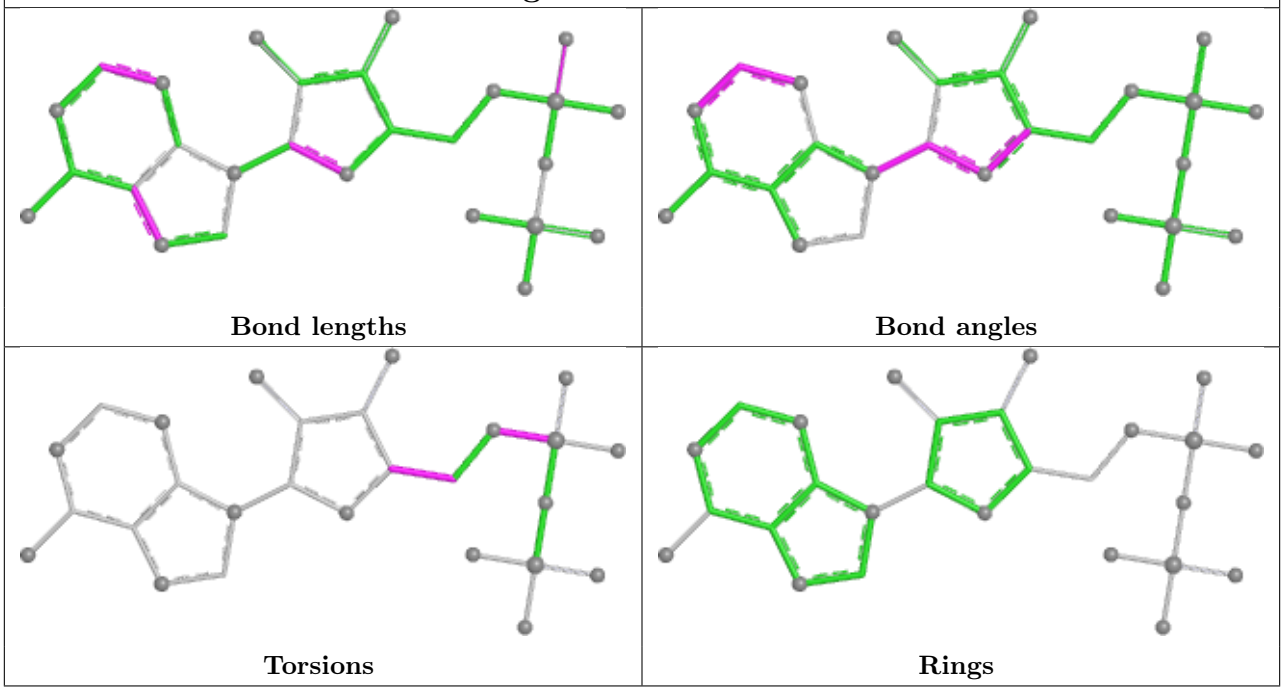

Ligand ADP B 900

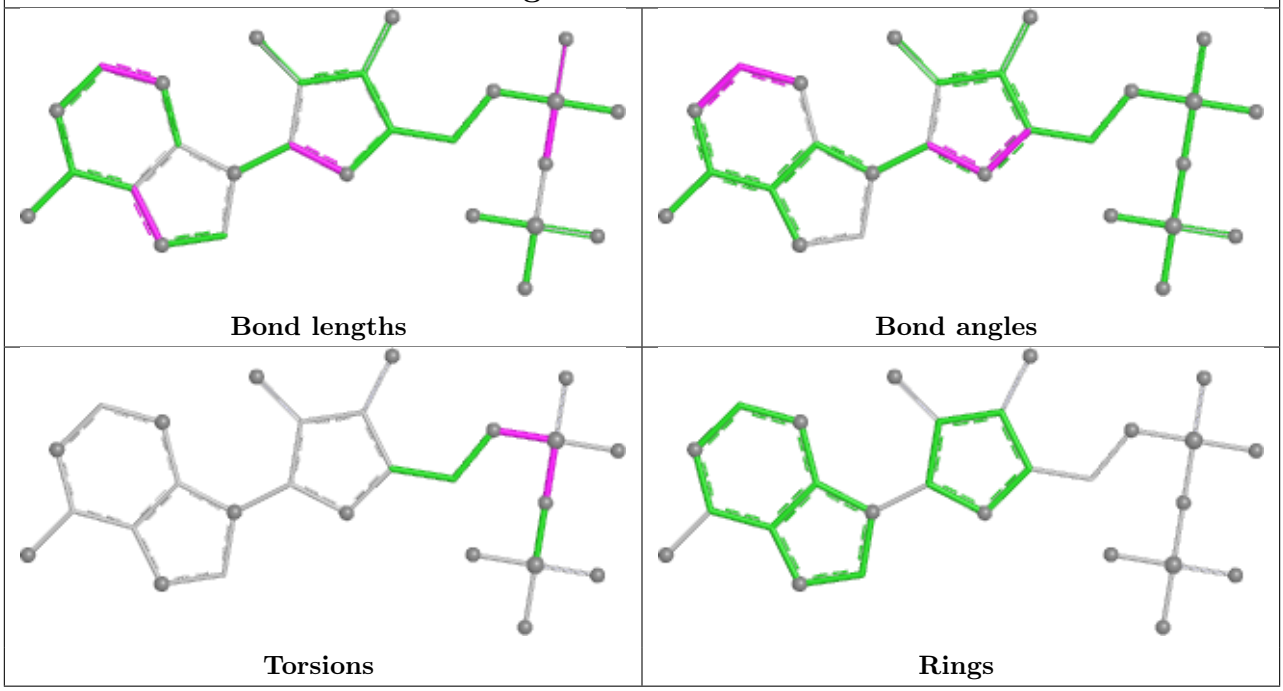

Ligand ADP C 807

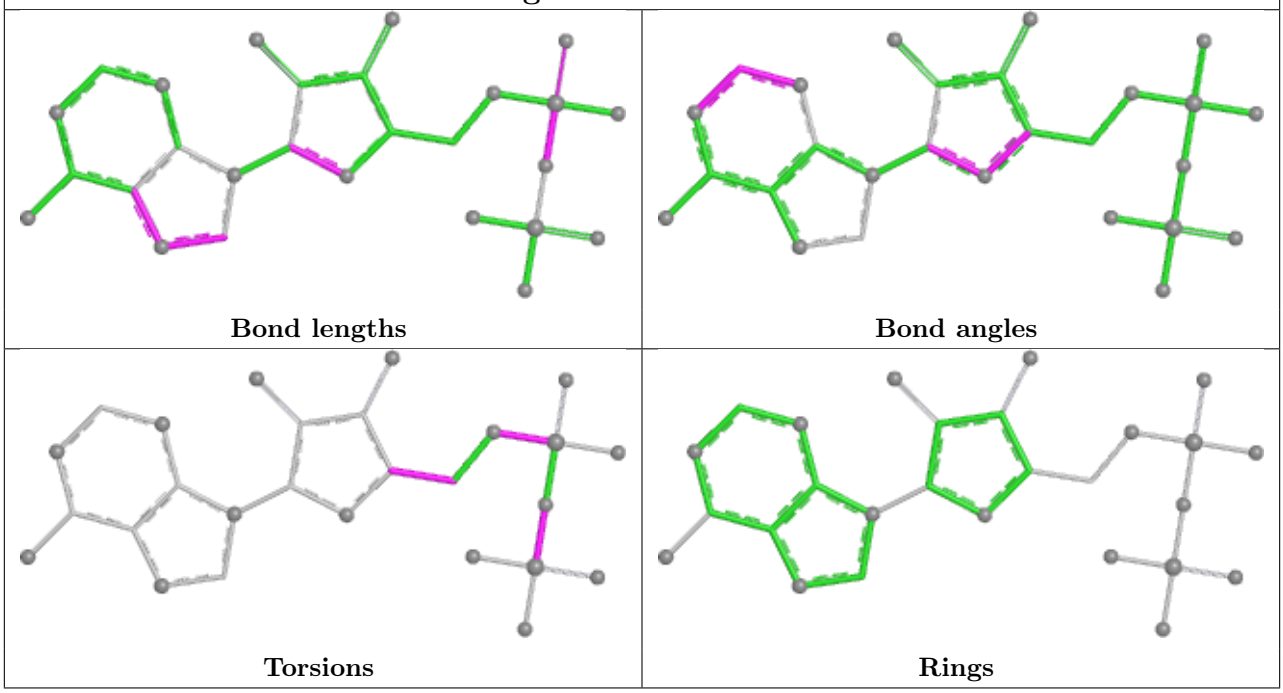

Ligand ADP B 807

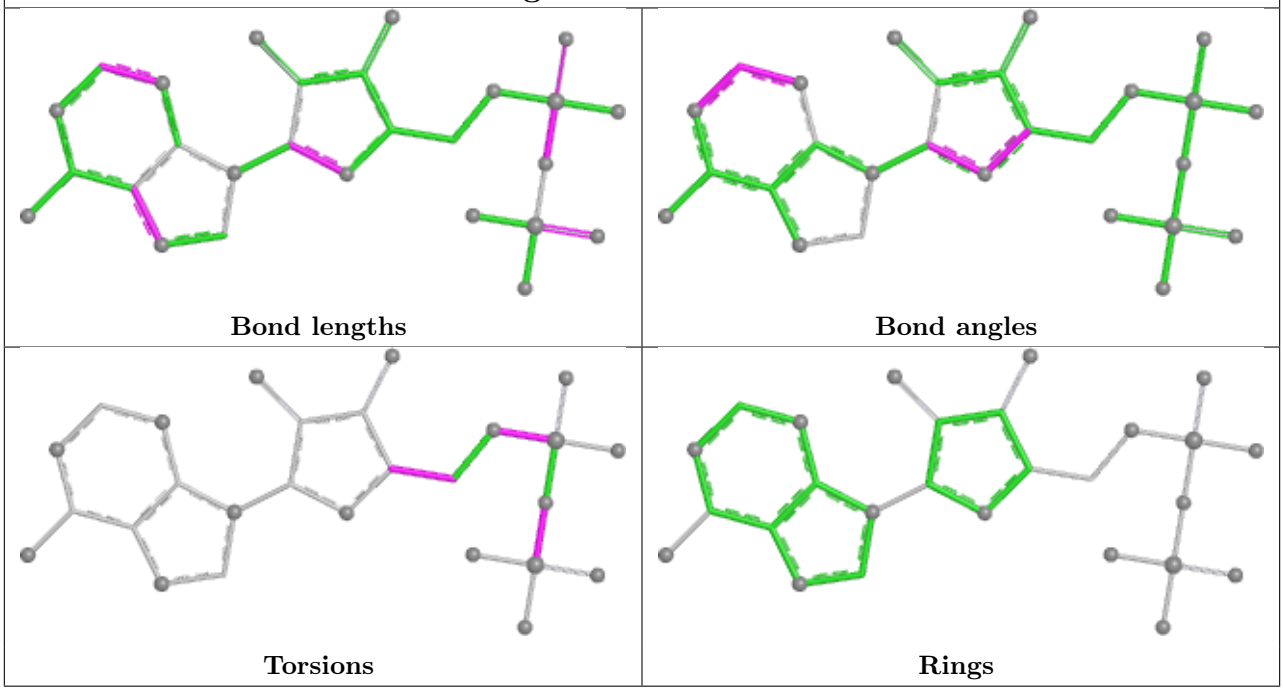

5.7 Other polymers (i)

There are no such residues in this entry.

5.8 Polymer linkage issues (i)

There are no chain breaks in this entry.

6 Fit of model and data (i)

6.1 Protein, DNA and RNA chains (i)

Unable to reproduce the depositors R factor - this section is therefore empty.

6.2 Non-standard residues in protein, DNA, RNA chains (i)

Unable to reproduce the depositors R factor - this section is therefore empty.

6.3 Carbohydrates (i)

Unable to reproduce the depositors R factor - this section is therefore empty.

6.4 Ligands (i)

Unable to reproduce the depositors R factor - this section is therefore empty.

The following is a graphical depiction of the model fit to experimental electron density of all instances of the Ligand of Interest. In addition, ligands with molecular weight > 250 and outliers as shown on the geometry validation Tables will also be included. Each fit is shown from different orientation to approximate a three-dimensional view.

Electron density around ADP A 807:

$2mF_o$-DF_c (at 0.7 rmsd) in gray
mF_o-DF_c (at 3 rmsd) in purple (negative) and green (positive)

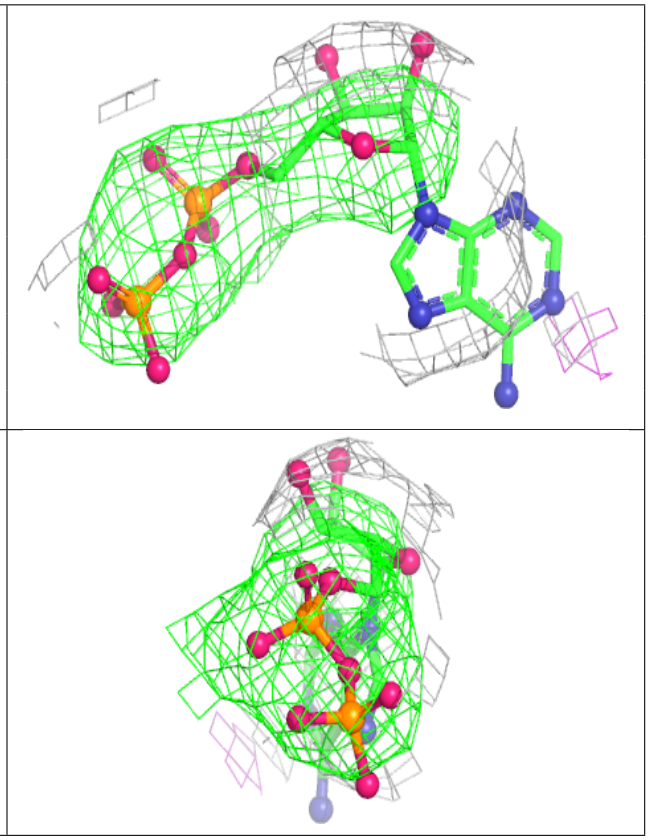

Electron density around ADP A 900:

$2mF_o$-DF_c (at 0.7 rmsd) in gray
mF_o-DF_c (at 3 rmsd) in purple (negative)
and green (positive)

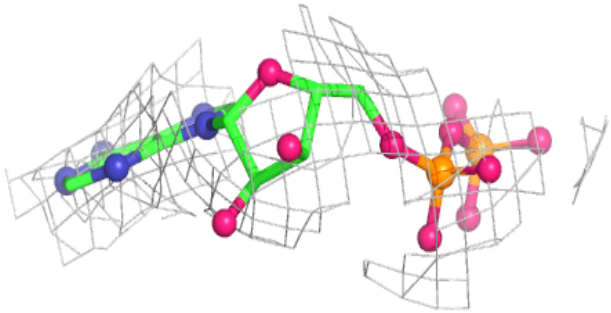

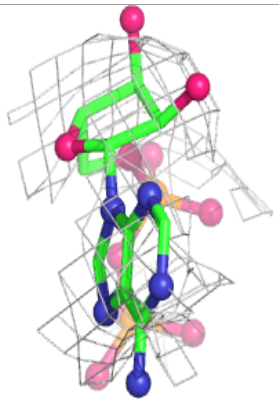

Electron density around ADP B 807:

$2mF_o$-DF_c (at 0.7 rmsd) in gray
mF_o-DF_c (at 3 rmsd) in purple (negative)
and green (positive)

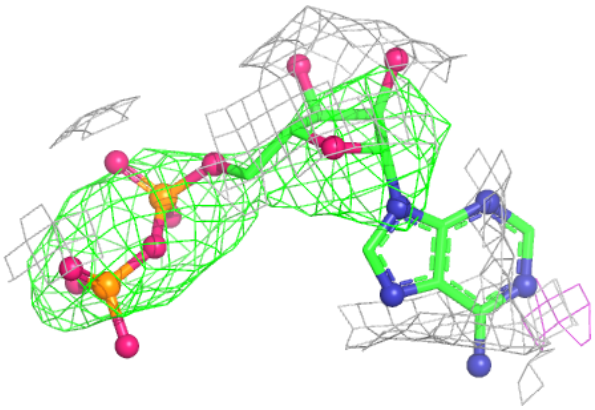

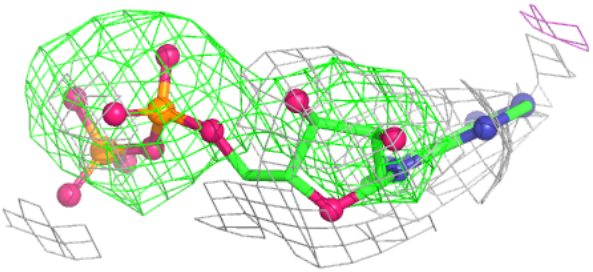

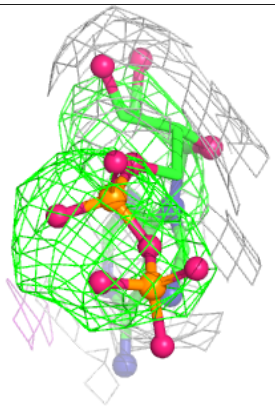

Electron density around ADP B 900:

$2mF_o$-DF_c (at 0.7 rmsd) in gray
mF_o-DF_c (at 3 rmsd) in purple (negative)
and green (positive)

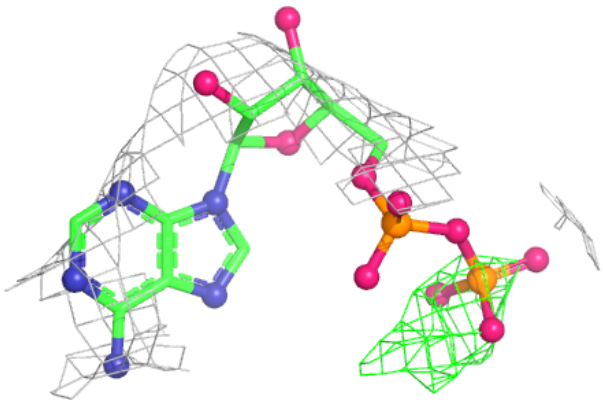

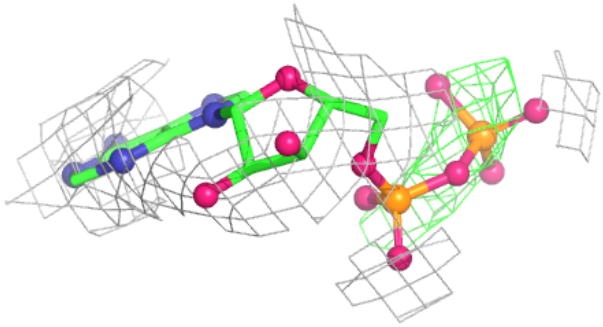

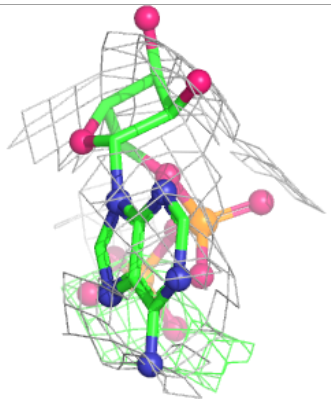

Electron density around ADP C 807:

$2mF_o$-DF_c (at 0.7 rmsd) in gray
mF_o-DF_c (at 3 rmsd) in purple (negative)
and green (positive)

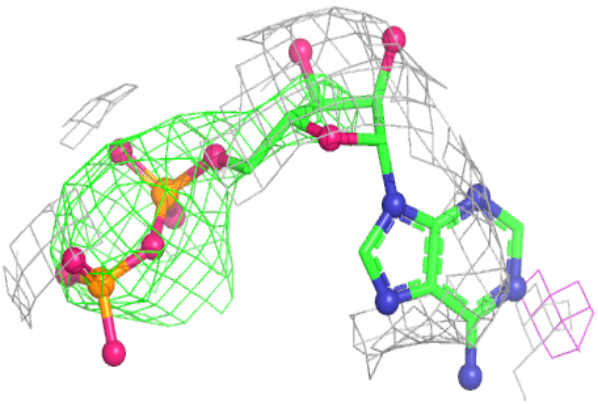

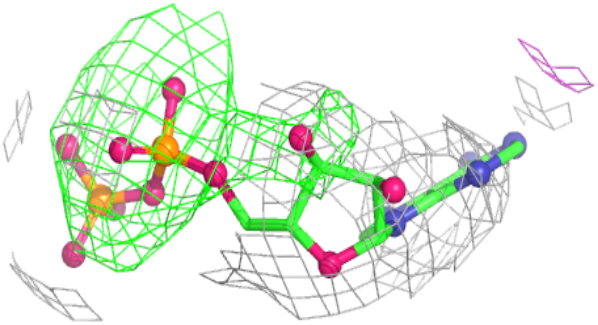

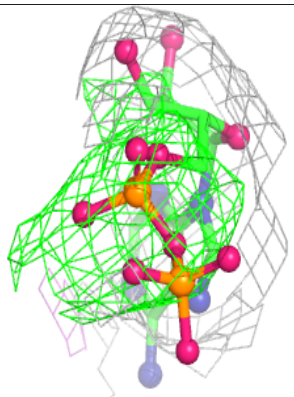

Electron density around ADP C 900: $2mF_o$-DF_c (at 0.7 rmsd) in gray mF_o-DF_c (at 3 rmsd) in purple (negative) and green (positive)	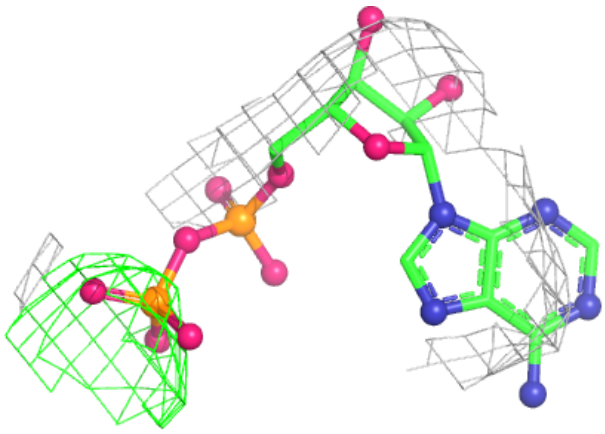
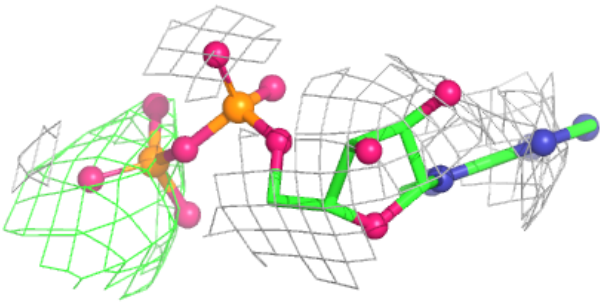	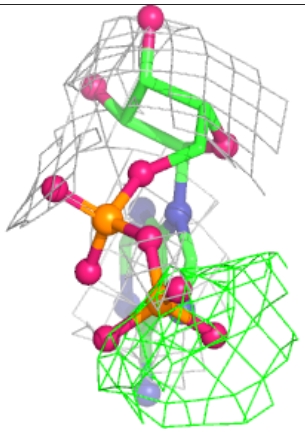

6.5 Other polymers (i)

Unable to reproduce the depositors R factor - this section is therefore empty.